

Comparison of Shear and Compression Jammed Packings of Frictional Disks

Fansheng Xiong,^{1,2} Philip Wang,² Abram H. Clark,³ Thibault Bertrand,⁴
Nicholas T. Ouellette,⁵ Mark D. Shattuck,^{6,2} and Corey S. O'Hern^{2,7,8,9}

¹*Zhou Pei-Yuan Center for Applied Mathematics, Tsinghua University, Beijing 100084, China*

²*Department of Mechanical Engineering and Materials Science,
Yale University, New Haven, Connecticut, 06520, USA*

³*Department of Physics, Naval Postgraduate School, Monterey, California 93943, USA*

⁴*Department of Mathematics, Imperial College London,
South Kensington Campus, London SW7 2AZ, England, UK*

⁵*Department of Civil and Environmental Engineering,
Stanford University, Stanford, California 94305, USA*

⁶*Department of Physics and Benjamin Levich Institute,
The City College of the City University of New York, New York, New York, 10031, USA*

⁷*Center for Research on Interface Structures and Phenomena,
Yale University, New Haven, Connecticut, 06520, USA*

⁸*Department of Physics, Yale University, New Haven, Connecticut, 06520, USA*

⁹*Department of Applied Physics, Yale University, New Haven, Connecticut, 06520, USA*

(Dated: June 4, 2019)

We compare the structural and mechanical properties of mechanically stable (MS) packings of frictional disks in two spatial dimensions (2D) generated with isotropic compression and simple shear protocols from discrete element modeling (DEM) simulations. We find that the average contact number and packing fraction at jamming onset are similar (with relative deviations $< 0.5\%$) for MS packings generated via compression and shear. In contrast, the average stress anisotropy $\langle \hat{\Sigma}_{xy} \rangle = 0$ for MS packings generated via isotropic compression, whereas $\langle \hat{\Sigma}_{xy} \rangle > 0$ for MS packings generated via simple shear. To investigate the difference in the stress state of MS packings, we develop packing-generation protocols to first unjam the MS packings, remove the frictional contacts, and then rejam them. Using these protocols, we are able to obtain rejammed packings with nearly identical particle positions and stress anisotropy distributions compared to the original jammed packings. However, we find that when we directly compare the original jammed packings and rejammed ones, there are finite stress anisotropy deviations $\Delta \hat{\Sigma}_{xy}$. The deviations are smaller than the stress anisotropy fluctuations obtained by enumerating the force solutions within the null space of the contact networks generated via the DEM simulations. These results emphasize that even though the compression and shear jamming protocols generate packings with the same contact networks, there can be residual differences in the normal and tangential forces at each contact, and thus differences in the stress anisotropy.

PACS numbers:

I. INTRODUCTION

Granular materials, which are collections of macroscopic-sized grains, can exist in fluidized states when the applied stress exceeds the yield stress or in solid-like, or jammed, states when the applied stress is below the yield stress [1, 2]. Many recent studies [3–8] have shown that the structural and mechanical properties of jammed granular packings depend on the protocol that was used to generate them. For example, when granular packings are generated via simple or pure shear, the force chain networks appear more heterogeneous and anisotropic. In contrast, for granular packings generated via isotropic compression, the force distribution is more uniform [9–13]. This protocol dependence for the structural and mechanical properties of jammed packings makes it difficult to accurately calculate, and even properly define, their statistical averages.

An important question to address when considering

how to calculate statistical averages of a system's structural and mechanical properties is to determine which states are to be included in the statistical ensemble. For jammed granular packings, the relevant set of states is the collection of mechanically stable (MS) packings [14, 15] with force and torque balance on every grain. In addition, the average properties of the ensemble of MS packings depend on the probabilities with which each MS packing occurs, and the probabilities can vary strongly with the packing-generation protocol.

We recently investigated how the mechanical properties of granular systems composed of bidisperse frictionless disks interacting via pairwise, purely repulsive central forces [16] depend on the packing-generation protocol. In this case, the relevant ensemble of jammed states is the collection of isostatic MS packings [16–19] with $N_c = 2N' - 1$ interparticle contacts, where $N' = N - N_r$, N is the number of disks, and N_r is the number of rattler disks with less than 3 contacts. We compared MS packings of frictionless disks generated via simple or

pure shear (i.e. shear jammed packings) and those generated via isotropic compression (i.e. compression jammed packings). We found that compression jammed packings can possess either positive or negative stress anisotropy $\hat{\Sigma}_{xy} = -\Sigma_{xy}/P$, where Σ_{xy} is the shear stress and P is the pressure of the MS packing. In contrast, shear jammed MS packings possess only $\hat{\Sigma}_{xy} > 0$ and these packings are identical to the MS packings generated via isotropic compression with $\hat{\Sigma}_{xy} > 0$. Thus, the ensemble of jammed packings generated via shear and isotropic compression is the same, but shear (in one direction) selects jammed packings with only one sign of the stress anisotropy.

In this article, we will investigate a similar question of whether exploring configuration space through shear versus through compression samples the same set of MS packings, except we consider the case of jammed packings of dry, frictional disks. A key feature of frictional systems is that the forces at each interparticle contact must obey the Coulomb condition [20, 21], where $f_{ij}^t \leq \mu f_{ij}^n$, f_{ij}^n and f_{ij}^t are the normal and tangential forces at the contact between particles i and j , and μ is the static friction coefficient. If f_{ij}^t exceeds μf_{ij}^n , the contact will slide to satisfy the Coulomb condition. Further, the number of contacts for MS packings of frictional disks is below the isostatic value $z_{\text{iso}} = 4$, and thus there are many solutions for the normal and tangential forces for each fixed network of interparticle contacts. Thus, one can imagine that different protocols for generating jammed packings of frictional disks can give rise to MS packings with different distributions of sliding contacts, different force solutions for a given contact network, or even different types of contact networks.

We carry out discrete element modeling (DEM) simulations of bidisperse frictional disks in two dimensions (2D) to compare the properties of MS packings at jamming onset generated via simple shear and isotropic compression. We find five significant results: 1) The average packing fraction $\langle \phi_J(\mu) \rangle$ and contact number $\langle z_J(\mu) \rangle$ at jamming onset versus friction coefficient μ for the ensemble of MS packings generated via isotropic compression and simple shear are similar (with deviations $< 0.5\%$). In particular, both shear and compression jammed packings can possess a range of average contact numbers $\langle z_J \rangle$ between 3 and 4, depending on μ . 2) As with frictionless disks, we find that MS packings of frictional disks generated via isotropic compression possess both $\hat{\Sigma}_{xy} > 0$ and $\hat{\Sigma}_{xy} < 0$, whereas MS packings generated via simple shear possess only one sign of the stress anisotropy. 3) For each MS packing generated via simple shear, we can decompress the packing to remove all of the frictional contacts and recompress it to generate an MS packing with particle positions that are nearly identical to those of the original shear jammed MS packing. Similarly, for each MS packing generated via isotropic compression, we can shear it in a given direction to unjam it and remove all of the frictional contacts and shear it back in the opposite direction to generate an MS packing with disk po-

sitions that are nearly identical to those of the original compression jammed packing. 4) Even though the disk positions are nearly identical, we find a small, but significant difference between the stress anisotropy of the shear jammed packings and that for the compression rejammed packings. Similarly, we find a smaller, but significant difference in the stress anisotropy between the compression jammed packings and that for the shear rejammed packings. The fluctuations in the stress anisotropy from the DEM simulations is smaller than the fluctuations obtained by enumerating all normal and tangential force solutions from the null space for each fixed contact network. 5) We also show that even though we can generate MS packings with nearly identical particle positions via the DEM simulations, the packings can possess very different mobility distributions $P(\xi)$, where $\xi = F_{ij}^t/\mu F_{ij}^n$, and numbers of sliding contacts.

The remainder of the article is organized as follows. The Methods section (Sec. II) introduces the Cundall-Strack model [22] for static friction between disks, the definitions of the stress tensor, shear stress, and stress anisotropy, and the details of the isotropic compression and simple shear packing generation protocols. In addition, we describe the protocols to decompress and then recompress shear-jammed packings and shear unjam and then shear jam compression-jammed packings. The Results section (Sec. III) describes our findings for the average packing fraction and contact number at jamming onset versus the static friction coefficient for MS packings generated via both protocols. In addition, we show the stress anisotropy and mobility distributions for each protocol that we use to generate MS packings. In the Conclusion and Future Directions section (Sec. IV), we summarize our results and describe promising future research directions, e.g. enumerating the force solutions for the null space of contact networks generated via isotropic compression and shear.

II. METHODS

We perform DEM simulations of frictional disks in 2D. We consider bidisperse mixtures of disks with $N/2$ large disks and $N/2$ small disks, each with the same mass m , and diameter ratio $\sigma_l/\sigma_s = 1.4$ [23]. The MS packings are generated inside a square box with side length L and periodic boundary conditions in both directions. The disks interact via pair forces in the normal (along the vector \hat{r}_{ij} from the center of disk j to that of disk i) and the tangential \hat{t}_{ij} directions (with $\hat{t}_{ij} \cdot \hat{r}_{ij} = 0$). We employ a repulsive linear spring potential for forces in the normal direction:

$$U^n(r_{ij}) = \frac{K\sigma_{ij}}{2} \left(1 - \frac{r_{ij}}{\sigma_{ij}}\right)^2 \theta \left(1 - \frac{r_{ij}}{\sigma_{ij}}\right), \quad (1)$$

where r_{ij} is the separation between disk centers, $\sigma_{ij} = (\sigma_i + \sigma_j)/2$, σ_i is the diameter of disk i , K is the spring constant in the normal direction, and $\theta(\cdot)$ is the Heaviside

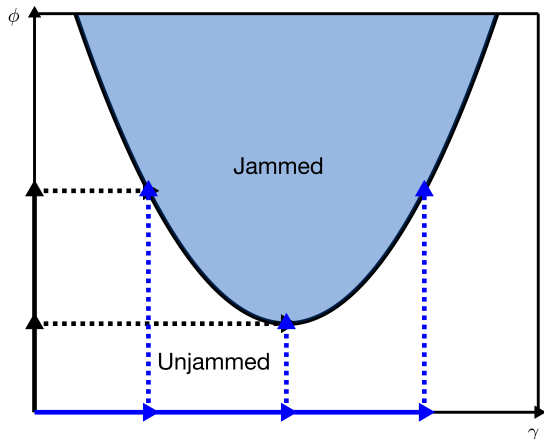


Figure 1: An idealized jamming diagram in which the jammed and unjammed regions are separated by a parabolic boundary in the packing fraction ϕ and shear strain γ plane. For compression jamming, we first apply simple shear strain γ at $\phi = 0$ (horizontal solid blue lines) and then compress the system at fixed γ to jamming onset at ϕ_J (vertical dashed blue lines). For shear jamming, we first compress the system to $\phi < \phi_J$ (vertical solid black lines) and then apply simple shear to jamming onset at γ_J (horizontal dashed black lines).

step function that sets the interaction potential to zero when disks i and j are not in contact.

We implement the Cundall-Strack model [22] for the tangential frictional forces. When disks i and j are in contact, $\vec{f}_{ij}^t = K_t \vec{u}_{ij}^t$, where $K_t = K/3$ is the spring constant for the tangential forces and \vec{u}_{ij}^t is the relative tangential displacement. \vec{u}_{ij}^t is obtained by integrating the relative tangential velocity [24, 25], while disks i and j are in contact:

$$\frac{d\vec{u}_{ij}^t}{dt} = \vec{v}_{ij}^t - \frac{(\vec{u}_{ij}^t \cdot \vec{v}_{ij}^t) \vec{r}_{ij}}{r_{ij}^2}, \quad (2)$$

where $\vec{v}_{ij} = \vec{v}_i - \vec{v}_j$, $\vec{v}_{ij}^t = \vec{v}_{ij} - \vec{v}_{ij}^n - \frac{1}{2}(\vec{\omega}_i + \vec{\omega}_j) \times \vec{r}_{ij}$, $\vec{v}_{ij}^n = (\vec{v}_{ij} \cdot \hat{r}_{ij}) \hat{r}_{ij}$, and $\vec{\omega}_i$ is the angular velocity of disk i . \vec{u}_{ij}^t is set to zero when the pair of disks i and j is no longer in contact. We implement the Coulomb criterion, $f_{ij}^t \leq \mu f_{ij}^n$, by resetting $|\vec{u}_{ij}^t| = u_{ij}^t = \mu f_{ij}^n / K_t$ if f_{ij}^t exceeds μf_{ij}^n . The total potential energy is $U = U^n + U^t$, where $U^n = \sum_{i>j} U^n(r_{ij})$ and $U^t = \sum_{i>j} K_t (u_{ij}^t)^2$.

We characterize the stress of the MS packings using the virial expression for the stress tensor [16]:

$$\Sigma_{\beta\delta} = \frac{1}{A} \sum_{i>j} f_{ij\beta} r_{ij\delta}, \quad (3)$$

where $\beta, \delta = x, y$, $A = L^2$ is the area of the simulation box, $f_{ij\beta}$ is the β -component of the interparticle force \vec{f}_{ij} on disk i due to disk j , and $r_{ij\delta}$ is the δ -component of the separation vector \vec{r}_{ij} . We define the stress anisotropy as $\hat{\Sigma}_{xy} = -\Sigma_{xy}/P$ and the pressure as $P = (\Sigma_{xx} + \Sigma_{yy})/2$.

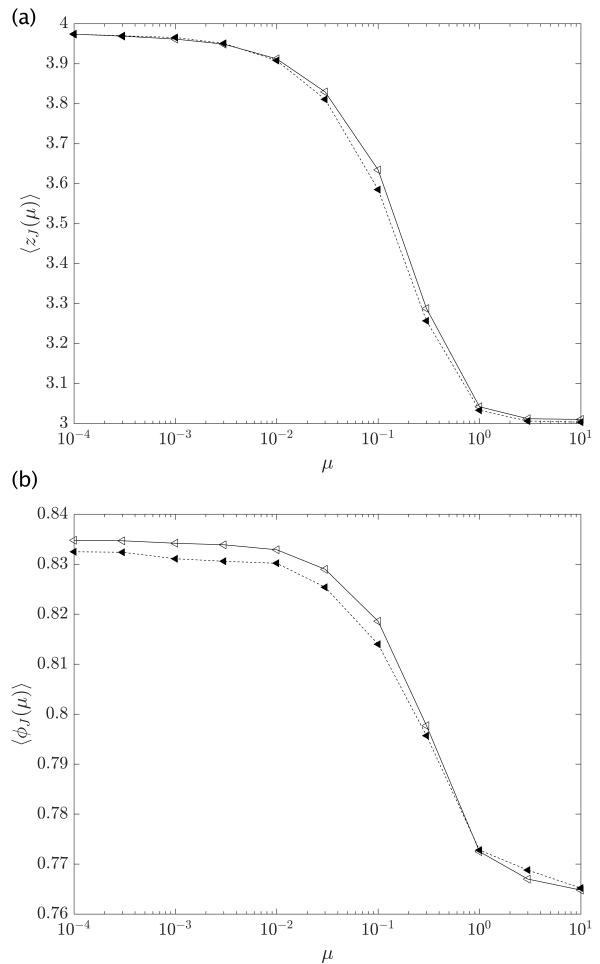


Figure 2: Average (a) contact number $\langle z_J \rangle$ and (b) packing fraction $\langle \phi_J \rangle$ at jamming onset for MS packings generated via simple shear (filled triangles; dotted lines) and isotropic compression (open triangles; solid lines) plotted versus the static friction coefficient μ for $N = 128$ bidisperse frictional disks. The averages were calculated over more than 50 independent MS packings at each μ .

We measure length, energy, and stress below in units of σ_s , $K\sigma_s$, and K/σ_s , respectively.

We employ two main protocols to generate MS packings: 1) isotropic compression at fixed shear strain γ and 2) simple shear at fixed packing fraction ϕ . (See Fig. 1.) For protocol 1 (isotropic compression), we first randomly place the disks in the simulation cell without overlaps. We then increase the diameters of the disks according to $\sigma'_i = \sigma_i(1 + d\phi/\phi)$ where $d\phi < 10^{-4}$ is the initial increment in the packing fraction. After each small change in packing fraction, we minimize the total potential energy U by adding viscous damping forces proportional to each disk's velocity \vec{v}_i . Energy minimization is terminated when $K_{\max} < 10^{-20}$, where K_{\max} is the maximum kinetic energy of one of the disks.

If $U/N < U_{\text{tol}}$ after minimization, we increase the packing fraction again by $d\phi$ and then minimize the total potential energy. To eliminate overlaps, we typically set

$U_{\text{tol}} = 10^{-16}$, which means that the typical disk overlap is $< 10^{-8}$. If after minimization, $U/N > 2U_{\text{tol}}$, the growth step is too large and we return to the uncompressed packing of the previous step with $U/N < U_{\text{tol}}$. Instead, we increase the packing fraction by $d\phi/2$, and minimize the total potential energy. We repeat this process until the total potential energy satisfies $U_{\text{tol}} < U/N < 2U_{\text{tol}}$, at which we assume that the packing has reached jamming onset at packing fraction ϕ_J . This compression protocol ensures that the system approaches jamming onset from below.

For protocol 2, we first prepare the system below jamming onset at $\phi_t < \phi_J$ (using protocol 1). We then apply successive simple shear strain increments $d\gamma$ by shifting the disk positions, $x'_i = x_i + d\gamma y_i$, and implementing Lees-Edwards boundary conditions, which are consistent with the applied affine shear strain. The initial shear strain increment is $d\gamma = 10^{-4}$. After an applied shear strain increment, we minimize the total potential energy. Energy minimization is again terminated when $K_{\text{max}} < 10^{-20}$. If $U/N < U_{\text{tol}}$ after minimization, we increment the shear strain again by $d\gamma$ and minimize the total potential energy. If after minimization, $U/N > 2U_{\text{tol}}$, the shear strain step is too large and we return to the packing at the previous strain step with $U/N < U_{\text{tol}}$. Instead, we increment the shear strain by $d\gamma/2$, and minimize the total potential energy. We repeat this process until the total potential energy satisfies $U_{\text{tol}} < U/N < 2U_{\text{tol}}$, at which we assume that the packing has reached jamming onset at total shear strain γ_J .

Energy minimization is carried out by integrating Newton's equations of motion for the translational and rotational degrees of freedom of each disk in the presence of static friction and viscous dissipation. For the translational degrees of freedom, we have

$$m \frac{d^2 \vec{r}_i}{dt^2} = \vec{f}_i^n + \vec{f}_i^t + \vec{f}_i^d, \quad (4)$$

where $\vec{f}_i^n = \sum_j \vec{f}_{ij}^n$, $\vec{f}_{ij}^n = -dU^n/d\vec{r}_{ij}$, $\vec{f}_i^t = \sum_j \vec{f}_{ij}^t$, $\vec{f}_i^d = -b^n \vec{v}_i$, b^n is the damping coefficient, and the sums over j include disks that are in contact with disk i . For the rotational degrees of freedom, we have

$$I_i \frac{d\vec{\omega}_i}{dt} = \vec{\tau}_i - b^t \vec{\omega}_i, \quad (5)$$

where $I_i = m\sigma_i^2/8$ is the moment of inertia for disk i , b^t is the rotational damping coefficient, and

$$\vec{\tau}_i = \frac{1}{2} \sum_j \vec{r}_{ij} \times \vec{F}_{ij}^t \quad (6)$$

is the torque on disk i . We chose b^n and b^t so that the dynamics for the translational and rotational degrees of freedom are in the overdamped limit.

After generating MS packings using these two protocols, we measure the contact number $z = N_c/N'$, where N_c is the total number of contacts in the system, and

shear stress anisotropy of the MS packings. For these measurements, we recursively remove rattler disks with fewer than three contacts for frictionless disks or fewer than two contacts for frictional disks.

III. RESULTS

In this section, we first describe our results for the average contact number and packing fraction of MS packings generated via isotropic compression and simple shear. We then explain why the distribution of the shear stress anisotropy differs for compression and shear jammed packings. We also develop a protocol where we unjam shear jammed packings and then re-jam them via isotropic compression and a protocol where we unjam compression jammed packings and then re-jam them via applied shear strain. We then compare the contact network and stress anisotropy of the original jammed packings and the re-jammed packings, and show that the disk positions of the re-jammed packings are nearly identical to those for the original jammed packings. We find small differences in the stress state of the original jammed packings and the re-jammed ones, but these differences are smaller than the fluctuations obtained by enumerating all of the normal and tangential force solutions for a given jammed packing consistent with force and torque balance.

3.1. Packing fraction and contact number

In Fig. 2, we show (for $N = 128$) that the contact number $\langle z_J \rangle$ and packing fraction $\langle \phi_J \rangle$ at jamming onset are similar for compression and shear jammed packings over the full range of friction coefficients μ . (The relative deviations are less than 0.5%.) For both protocols, we find that $z \approx 4$ in the small- μ limit and $z \approx 3$ in the large- μ limit, as found previously in several numerical studies of frictional disks. The average packing fraction $\langle \phi_J \rangle \approx 0.835$ in the small- μ limit and ≈ 0.765 in the large- μ limit. The crossover between the low- and high-friction behavior in the contact number and packing fraction again occurs near $\mu_c \approx 0.1$ for both protocols. This crossover value of μ is similar to that found previously in compression jammed frictional disk packings [17].

The average packing fraction at jamming onset is slightly smaller for shear jammed packings compared to that for compression jammed packings. This small difference in packing fraction stems from differences in the compression and shear jamming protocols. For each initial condition i , we generate a compression jammed packing with ϕ_J^i . Then, for each i , we generate a series of unjammed configurations with $\phi_\alpha^i < \phi_J^i$ and shear them until they jam at γ_J . To obtain $\langle \phi_J \rangle$ for the shear jamming protocol, we average ϕ_α^i over i and α for all systems that jammed. This protocol for generating shear jammed packings is thus biased towards finding MS packings with

packing fractions lower than those found for isotropic compression. Despite this, the packing fraction at jamming onset $\langle\phi_J(\mu)\rangle$ for the two protocols differs by less than 0.5% over the full range of μ .

In Fig. 3, we show the average shear strain $\langle\gamma_J\rangle$ required to find a jammed packing starting from an initially unjammed packing using the shear jamming protocol as a function of packing fraction. In panel (a), we plot $\langle\gamma_J\rangle$ versus ϕ for several friction coefficients. The average strain increases with decreasing packing fraction and the range of packing fractions over which a shear jammed packing can be obtained shifts to lower values with increasing friction coefficient. In panel (b), we show $\langle\gamma_J\rangle$ versus ϕ at $\mu = 0.1$ and several system sizes. We find that the slope $d\langle\gamma_J\rangle/d\langle\phi_J\rangle$ increases with increasing system size. For the $\mu = 0.1$ data in panel (b), we expect $\langle\gamma_J\rangle$ to become vertical near $\phi \approx 0.82$, which is $\langle\phi_J(\mu)\rangle$ for compression jammed packings, in the large-system limit. The system-size dependence of $\langle\gamma_J\rangle$ is similar to that found for packings of frictionless disks. Thus, we predict that the range of packing fraction over which shear jamming occurs to shrink with increasing system size. In particular, we expect shear jamming to occur over a narrow range of packing fraction near $\langle\phi_J(\mu)\rangle$ obtained from isotropic compression in the large-system limit.

3.2. Stress anisotropy of compression and shear jammed packings

In previous studies, we showed that a significant difference between shear and compression jammed packings of frictionless disks is that shear jammed packings possess a non-zero average shear stress anisotropy $\langle\hat{\Sigma}_{xy}\rangle > 0$, whereas compression jammed packings possess $\langle\hat{\Sigma}_{xy}\rangle = 0$. We find similar behavior for MS packings of frictional disks. In Fig. 4, we show the distribution of shear stress anisotropy $P(\hat{\Sigma}_{xy})$ for packings with three friction coefficients $\mu = 0, 0.1, \text{ and } 1.0$ using the isotropic compression and shear jamming protocols. For the isotropic compression protocol, $P(\hat{\Sigma}_{xy})$ is a Gaussian distribution with zero mean, whereas $\hat{\Sigma}_{xy} > 0$ for packings generated via simple shear (in a single direction). The stress anisotropy distributions $P(\hat{\Sigma}_{xy})$ for simple shear are Weibull distributions with shape and scale factors that depend on μ [26]. In Fig. 5, we show the corresponding averages of the shear stress anisotropy distributions. We find that $\langle\hat{\Sigma}_{xy}\rangle = 0$ for all μ for packings generated using isotropic compression. In contrast, for packings generated via simple shear, $\langle\hat{\Sigma}_{xy}\rangle \approx 0.13$ [27] for $\mu \rightarrow 0$ and $\langle\hat{\Sigma}_{xy}\rangle$ increases with μ until reaching $\langle\hat{\Sigma}_{xy}\rangle \approx 0.25$ in the large- μ limit.

We also showed in previous studies [15] that MS packings of frictionless disks occur in geometrical families in the packing fraction ϕ and shear strain γ plane. For frictionless disks, geometrical families are defined as MS packings with the same network of interparticle contacts,

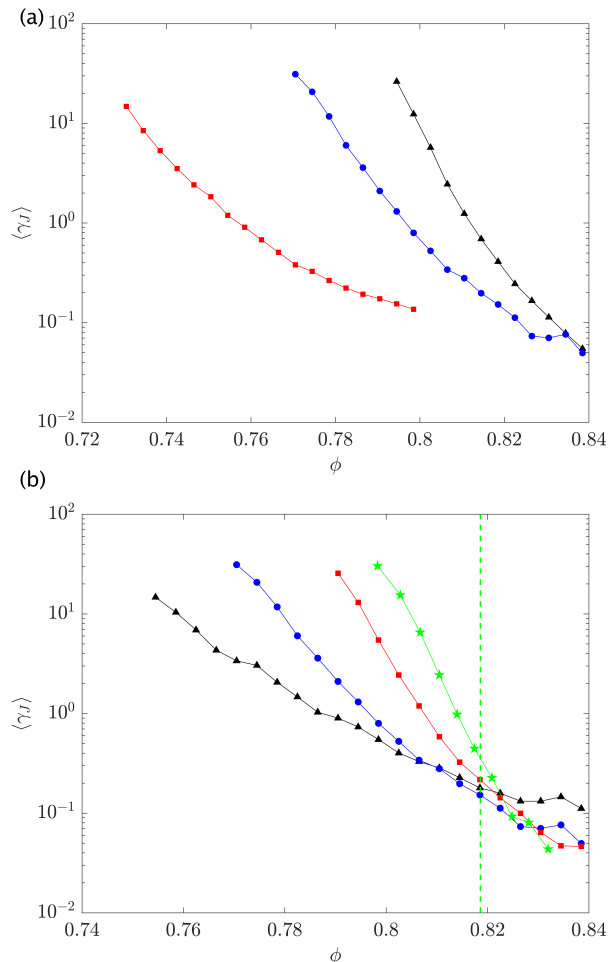


Figure 3: Average total shear strain $\langle\gamma_J\rangle$ required to jam a collection of disks with (a) $N = 32$ as a function of packing fraction ϕ for several friction coefficients, $\mu = 0$ (black triangles), 0.1 (blue circles), and 1.0 (red squares) and for (b) $\mu = 0.1$ and several system sizes, $N = 16$ (black triangles), 32 (blue circles), 64 (red squares), and 128 (green stars). The vertical dashed line indicates $\langle\phi_J\rangle$ for compression jammed packings with $\mu = 0.1$ and $N = 64$.

with different, but related fabric tensors. The packing fractions of MS packings in the same geometrical family are related via $\phi = \phi_0 + A(\gamma - \gamma_0)^2$, where $A > 0$ is the curvature in the ϕ - γ plane, and ϕ_0 is the minimum value of the packing fraction at strain $\gamma = \gamma_0$ [16]. The parameters A , ϕ_0 , and γ_0 vary from one geometrical family to another.

Using a general work-energy relationship for packings undergoing isotropic compression and simple shear, we showed [19] that for packings of frictionless disks, the shear stress stress anisotropy can be obtained from the dilatancy, $d\phi_J/d\gamma$:

$$\hat{\Sigma}_{xy} = -\frac{1}{\phi} \frac{d\phi_J}{d\gamma}. \quad (7)$$

The isotropic compression protocol can sample packings with alternating signs of $d\phi_J/d\gamma$ (and thus $\hat{\Sigma}_{xy} > 0$ and

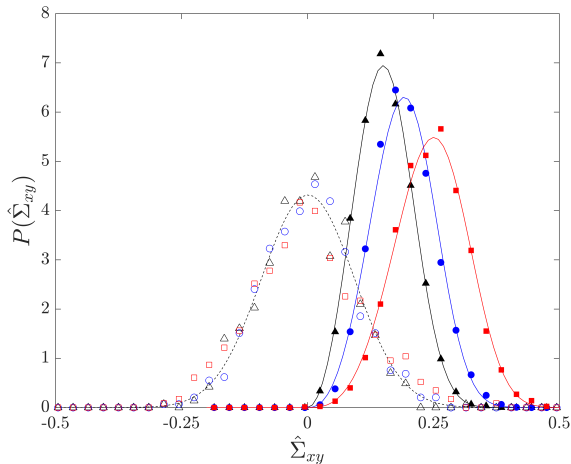


Figure 4: Probability distributions of the shear stress anisotropy $\hat{\Sigma}_{xy}$ for packings generated via isotropic compression (open symbols) and simple shear (filled symbols). For both packing-generation protocols, we show distributions for $N = 64$ and friction coefficients $\mu = 0$ (triangles), 0.1 (circles), and 1.0 (squares). The distributions were obtained from more than 10^3 independently generated jammed packings. The dashed line is a Gaussian distribution with zero mean and standard deviation $\Delta \sim 0.1$ and the solid lines are Weibull distributions with scale and shape parameters $\lambda \sim 0.17$ and $k \sim 3.0$, $\lambda \sim 0.21$ and $k \sim 3.5$, and $\lambda \sim 0.27$ and $k \sim 3.9$ from left to right.

< 0), whereas the shear jamming protocol can only sample packings with $d\phi_J/d\gamma < 0$ (and thus $\hat{\Sigma}_{xy} > 0$). We expect similar behavior for packings of frictional disks, however, it is more difficult to identify single geometrical families. First, Eq. 7 does not account for sliding contacts, and thus geometrical families must be defined over sufficiently small strain intervals such that interparticle contacts do not slide. In addition, for each MS packing of frictional disks in a given geometrical family, there is an ensemble of solutions for the normal and tangential forces [20], not a unique solution, as for the normal forces in packings of frictionless disks. The extent to which packings with the same contact networks (and particle positions) can possess different shear stress anisotropies will be discussed in more detail in Sec. 3.3 below.

3.3. Unjam and rejam compression and shear jammed packings

In Sec. 3.1, we showed that compression and shear jammed packings have similar contact number $\langle z_J(\mu) \rangle$ and packing fraction $\langle \phi_J(\mu) \rangle$ over the full range of μ . However, in Sec. 3.2, we demonstrated that $\langle \hat{\Sigma}_{xy} \rangle = 0$ for compression jammed packings and $\langle \hat{\Sigma}_{xy} \rangle > 0$ for shear jammed packings. Does this significant difference in the stress state of MS packings occur because the packings generated via isotropic compression are fundamentally different from those generated via simple shear?

To address this question, we consider two new protocols—protocol *A*, where we decompress each shear jammed packing, releasing all of the frictional contacts, and then re-compress each one until each jams, and protocol *B*, where we shear unjam each compression jammed packing, releasing all of the frictional contacts, and then shear each one until each jams. The goal is to study protocols that allow the system to move away from a given jammed packing in configuration space, removing all of the frictional contacts, and determine to what extent the system can recover the original jammed packing using either compression or shear. We compare the particle positions, shear stress anisotropy, and contact mobility for the original and re-jammed packings. If there is no difference between the original jammed and re-jammed packings, all MS packings can be generated via compression or shear. For protocols *A* and *B*, we will focus on systems with $N = 16$ and $\mu = 0.1$, but we find similar results for systems with larger N and different μ .

In Fig. 6 (a), we illustrate protocol *A*. We decompress each shear jammed packing at fixed γ by $\Delta\phi \sim 10^{-8}$ that corresponds to the largest overlap, so that none of the particles overlap and all of the tangential displacements are set to zero. We then recompress each packing by $\Delta\phi$ in one step and perform energy minimization. In Table I, we show that out of the original 8925 shear jammed packings, protocol *A* returned 99% compression rejammed packings with the same contact networks as the original shear jammed packings and only 1% of the compression rejammed packings possessed different contact networks. None of the packings were unjammed after applying protocol *A*. Even though the memory of the mobility distribution of the original shear jammed configuration is erased using protocol *A*, we show in Fig. 6 (b) that the distributions of the shear stress anisotropy $P(\hat{\Sigma}_{xy})$ are very similar for the original shear jammed and compression rejammed packings. (We do not include the small number of rejammed packings with different contact networks and the unjammed packings in the distributions $P(\hat{\Sigma}_{xy})$.) In particular, both the compression rejammed packings and the original shear jammed packings possess $\hat{\Sigma}_{xy} > 0$, and thus the distributions have nonzero means, $\langle \hat{\Sigma}_{xy} \rangle > 0$. This result implies that there is not a fundamental difference between shear and compression jammed configurations, since the isotropic compression protocol can generate “shear jammed” configurations.

We now consider a related protocol where we shear unjam compression jammed packings and then apply simple shear to rejam them. In Fig. 7 (a), we illustrate protocol *B*. We first generate an ensemble of compression jammed packings. Compression jammed packings can jam on either side of the parabolic geometrical families $\phi_J(\gamma)$; roughly half with $d\phi_J/d\phi < 0$ and half with $d\phi_J/d\phi > 0$. For packings with $d\phi_J/d\phi < 0$, we shear by $\Delta\gamma \sim 10^{-8}$ in the negative strain direction to unjam the packing. For packings with $d\phi_J/d\phi > 0$, we shear by $\Delta\gamma \sim 10^{-8}$ in the positive strain direction to unjam the packing. In both cases, to unjam the system, we apply simple shear

strain in extremely small increments $\delta\gamma = 10^{-12}$, with each followed by energy minimization, until $U/N < U_{\text{tol}}$. After unjamming, we reset the tangential displacements at each nascent contact to zero. We then rejam the packings by applying the total accumulated shear strain $\Delta\gamma$ in a single step in the opposite direction to the original one, which allows the system to return to the same total strain, and perform energy minimization.

In Table I, we show that out of the original 1987 compression jammed packings, protocol *B* returned 96% shear rejammed packings with the same contact networks as the original compression jammed packings and only 4% shear rejammed packings with different contact networks. None of the packings generated using protocol *B* were unjammed. As shown in Fig. 7 (b), the distribution $P(\hat{\Sigma}_{xy})$ of shear stress anisotropies is nearly identical for the original jammed packings and the rejammed packings. In both cases, $P(\hat{\Sigma}_{xy})$ is a Gaussian distribution with zero mean. This result emphasizes that isotropic stress distributions can be generated using a shear jamming protocol (when we consider shear jamming in both the positive and negative strain directions).

We now compare directly the structural and mechanical properties of the original shear jammed packings and those generated using protocol *A* and the original compression jammed packings and those generated using protocol *B*. We calculate the root-mean-square deviation in the particle positions,

$$\Delta r = \sqrt{N^{-1} \sum_{i=1}^N \left(\vec{r}_i^{A,B} - \vec{r}_i^{S,J,C,J} \right)^2}, \quad (8)$$

and shear stress anisotropy,

$$\Delta \hat{\Sigma}_{xy} = \sqrt{\left(\hat{\Sigma}_{xy}^{A,B} - \hat{\Sigma}_{xy}^{S,J,C,J} \right)^2}, \quad (9)$$

between the original shear jammed (SJ) packings and the packings generated using protocol *A* and the original compression jammed (CJ) packings and the packings generated using protocol *B*. In Fig. 8 (a), we show the frequency distribution of the deviations in the particle positions Δr for systems with $N = 16$ and $\mu = 0.1$. $\langle \Delta r \rangle \sim 2 \times 10^{-12}$ is extremely small, near numerical precision. Thus, the shear jammed packings and those generated via protocol *A* have nearly identical disk positions, and the compression jammed packings and those generated via protocol *B* have nearly identical disk positions.

We perform a similar comparison for the stress anisotropy (for systems with $N = 16$ and $\mu = 0.1$) in Fig. 8 (b). Even though the disk positions are nearly identical between the shear jammed and compression re-jammed packings, the typical root-mean-square deviations in the stress anisotropy $\langle \Delta \hat{\Sigma}_{xy} \rangle \sim 10^{-2.5}$ is finite. The stress anisotropy fluctuations are nonzero because packings of frictional disks with the *same* particle positions can have multiple solutions for the tan-

gential forces as shown using the force network ensemble [28]. We find similar results for the differences in the stress anisotropy between the compression jammed packings and the shear re-jammed packings, however, the fluctuations are an order of magnitude smaller with $\langle \Delta \hat{\Sigma}_{xy} \rangle \sim 10^{-3.5}$. In contrast, when $\mu = 0$, we find that $\langle \Delta \hat{\Sigma}_{xy} \rangle \sim 10^{-7}$ (nearly four orders of magnitude smaller) for shear jammed packings and packings generated via protocol *A* with $\Delta r < 10^{-12}$.

We also compare the distributions of the mobility at each contact $\xi = F_{ij}^t / \mu F_{ij}^n$ for the shear jammed packings and the compression re-jammed packings, as well as the compression jammed packings and the shear re-jammed packings. In Fig. 9 (a), we show that the original shear jammed packings have a significant number of contacts that are near sliding with $\xi \sim 1$ and a smaller fraction with $\xi \sim 10^{-3}$. However, the compression re-jammed packings have essentially no sliding contacts, and instead most contacts possess $\xi \sim 10^{-3}$. Thus, we find that the jamming protocol can have a large effect on the contact mobility distribution. Again, the abundance of tangential force solutions gives rise to the shear stress anisotropy fluctuations even for packings with nearly identical disk positions. In Fig. 9 (b), we show $P(\xi)$ for the original compression jammed packings and the shear re-jammed packings. These distributions are similar with a small fraction of sliding contacts and abundance of contacts with $\xi \sim 10^{-3}$. This result is consistent with the fact that the stress anisotropy fluctuations between compression jammed and shear re-jammed packings are smaller compared to the stress anisotropy fluctuations between shear jammed and compression re-jammed packings.

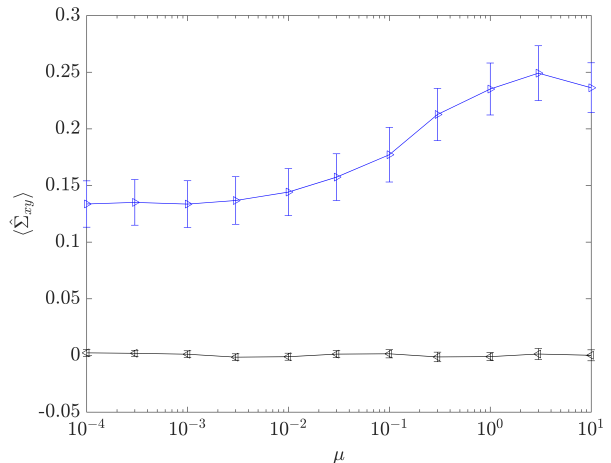


Figure 5: Average shear stress anisotropy $\langle \hat{\Sigma}_{xy} \rangle$ at jamming onset for MS packings generated via simple shear (filled triangles) and isotropic compression (open triangles) plotted versus the static friction coefficient μ for $N = 128$. The error bars indicate the standard deviation in $P(\hat{\Sigma}_{xy})$ for each protocol.

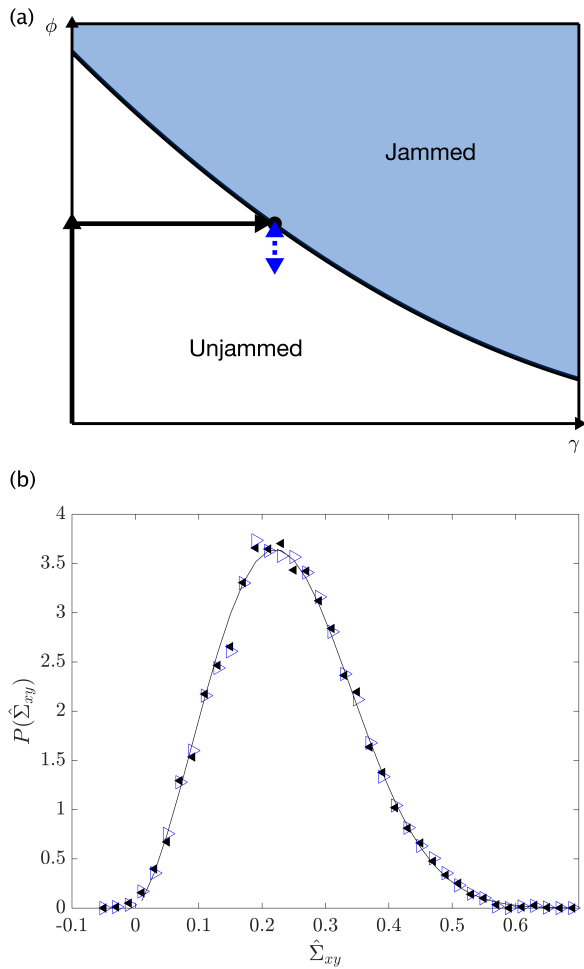


Figure 6: (a) Illustration of protocol *A* where we first generate a shear jammed packing (solid black lines), then decompress the shear jammed packing by $\Delta\phi$ and recompress it by $\Delta\phi$ to jamming onset (blue dashed line). (b) Probability distribution of the shear stress anisotropy $P(\hat{\Sigma}_{xy})$ for the original shear jammed packings (leftward filled triangles) and those generated using protocol *A* (open rightward triangles) for systems with $N = 16$ and $\mu = 0.1$. The solid line is a Weibull distribution with scale and shape parameters $\lambda \sim 0.27$ and $k \sim 2.5$, respectively.

Table I: (first row) Comparison of the contact networks (CN) for the original shear jammed (SJ) packings and compression rejammed packings. (second row) Comparison of the contact networks for the original compression jammed (CJ) packings and shear rejammed packings.

SJ	same CN	different CN	Unjammed
8925	8875	50	0
CJ	same CN	different CN	Unjammed
1987	1899	88	0

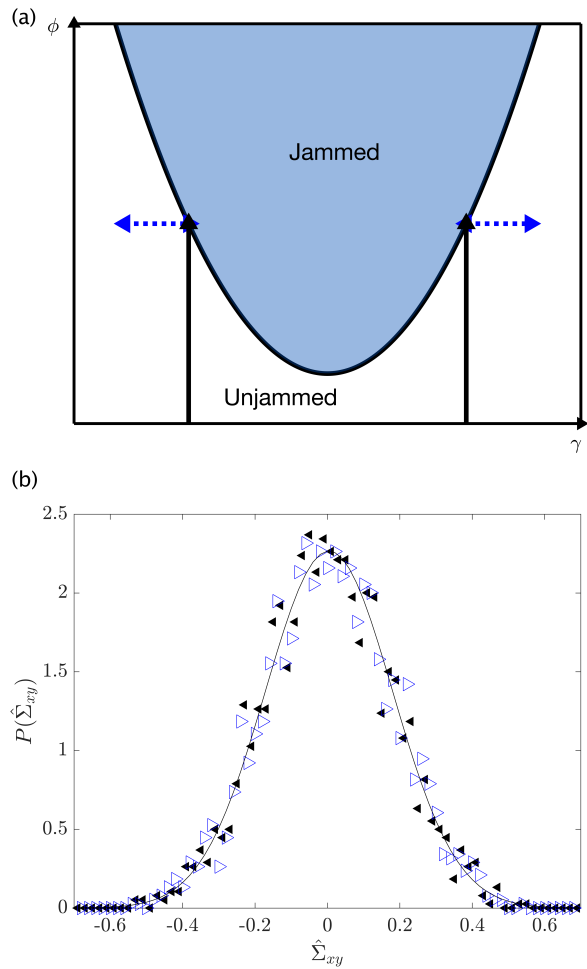


Figure 7: (a) Illustration of protocol *B* where we first generate compression jammed packings (solid black lines). The compression jammed packings possess either $d\phi_J/d\gamma < 0$ (left) or $d\phi_J/d\gamma > 0$ (right). For packings with $d\phi_J/d\gamma < 0$, we apply simple shear to the left by $\Delta\gamma$ to unjam them and then rejam them by applying $\Delta\gamma$ to the right (dashed blue lines on the left). For packings with $d\phi_J/d\gamma > 0$, we apply simple shear to the right by $\Delta\gamma$ to unjam them and then rejam them by applying $\Delta\gamma$ to the left (dashed blue lines on the right). (b) Probability distribution of the shear stress anisotropy $P(\hat{\Sigma}_{xy})$ for the original compression jammed packings (leftward filled triangles) and those generated using protocol *B* (rightward open triangles) for systems with $N = 16$ and $\mu = 0.1$. The solid line is a Gaussian distribution with zero mean and standard deviation $\Delta \sim 0.2$.

IV. CONCLUSION AND FUTURE DIRECTIONS

In this article, we used discrete element modeling simulations to compare the structural and mechanical properties of jammed packings of frictional disks generated via isotropic compression versus simple shear. We find that several macroscopic properties, such as the average contact number $\langle z_J \rangle$ and packing fraction $\langle \phi_J \rangle$ at jamming onset, are similar for both packing-generation protocols.

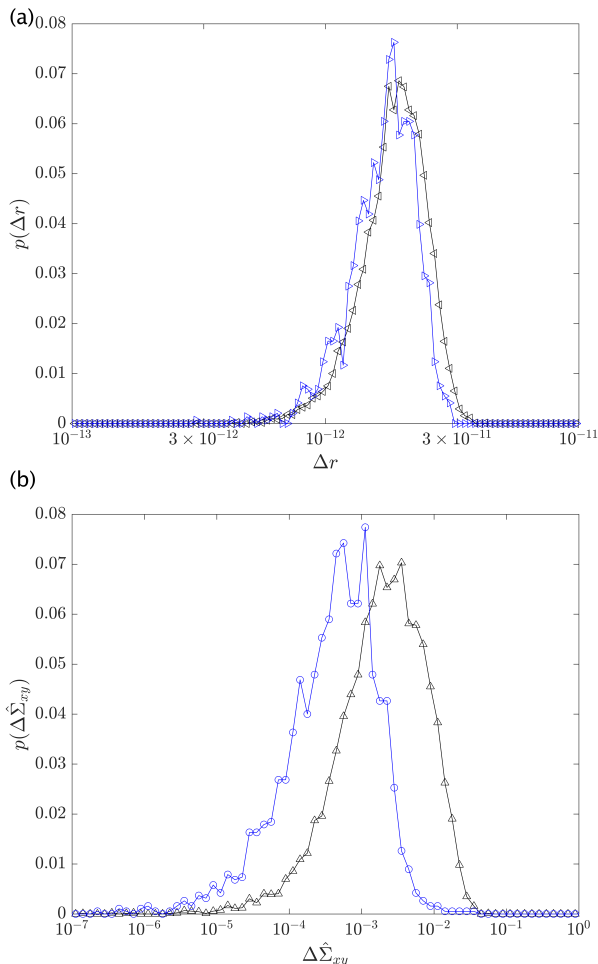


Figure 8: (a) The frequency distribution $p(\Delta r)$ of the root-mean-square deviations in the positions of the disks between shear jammed packings and those generated using protocol *A* (triangles) and between compression jammed packings and those generated using protocol *B* (circles). (b) The frequency distribution $p(\Delta \hat{\Sigma}_{xy})$ of the root-mean-square deviations in the stress anisotropy between shear jammed packings and those generated using protocol *A* (triangles) and between compression jammed packings and those generated using protocol *B* (circles). For the data in both panels, $N = 16$ and $\mu = 0.1$.

For both protocols, $\langle z_J(\mu) \rangle$ varies from 4 to 3 in the low- and high-friction limits with a crossover near $\mu_c \approx 0.1$. $\langle \phi_J(\mu) \rangle$ varies from ~ 0.835 to 0.76 in the low- and high-friction limits with a similar crossover value of μ_c .

The average stress state of mechanically stable (MS) packings generated via isotropic compression is different than that for MS packings generated via simple shear. The average stress anisotropy $\langle \hat{\Sigma}_{xy} \rangle > 0$ for MS packings generated via shear, but $\langle \hat{\Sigma}_{xy} \rangle = 0$ for packings generated via isotropic compression. Isotropic compression can sample MS packings with both signs of $\hat{\Sigma}_{xy}$, whereas simple shear (in one direction) samples packings with only one sign of the stress anisotropy.

To investigate in detail the differences in the stress

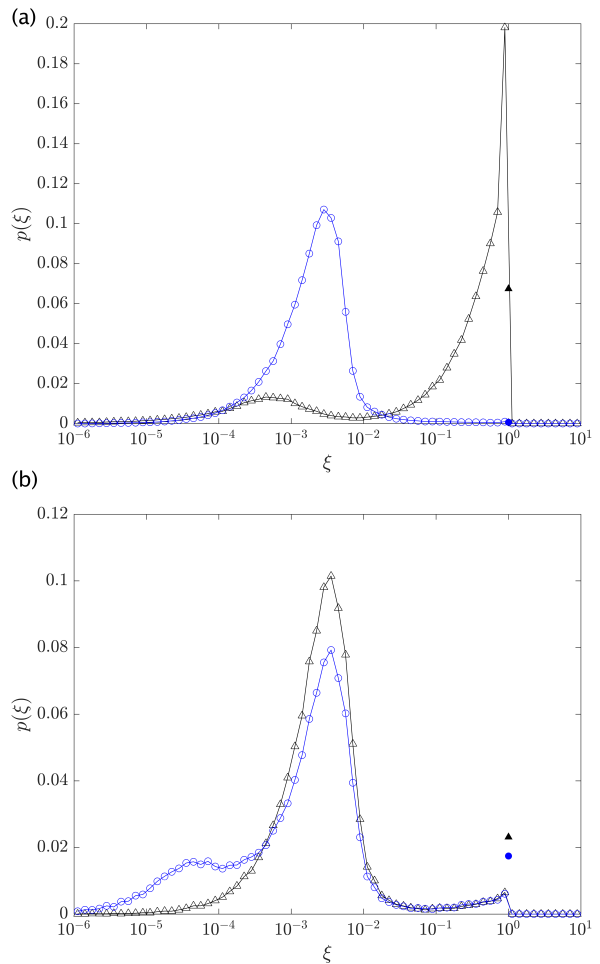


Figure 9: The frequency distribution of the mobility $p(\xi)$, where $\xi = f_{ij}^t / \mu f_{ij}^n$ for each contact between disks i and j , for shear jammed packings (open triangles) and compression re-jammed packings (open circles) with $N = 16$ and $\mu = 0.1$. (b) $p(\xi)$ for compression jammed packings (open triangles) and shear re-jammed packings (open circles) with $N = 16$ and $\mu = 0.1$. The filled symbols indicate the frequency of contacts that slid with $f_{ij}^t = \mu f_{ij}^n$.

state of MS packings generated via simple shear and isotropic compression, we developed two additional protocols. For protocol *A*, we decompress shear jammed packings so that the frictional contacts are removed and then re-compress them to jamming onset. For protocol *B*, we shear unjam MS packings generated via isotropic compression so that the frictional contacts are removed, and then shear re-jam them. These studies address an important question—to what extent can protocols *A* and *B* recover the contact networks and stress states of the original jammed packings. We find that even though protocols *A* and *B* can recover the particle positions (and contact networks) of the original jammed packings, the re-jammed and original jammed packings have small, but significant differences in the stress anisotropy, e.g. $\Delta \hat{\Sigma}_{xy} \sim 10^{-3.5}$ - $10^{-2.5}$ for systems with $\mu = 0.1$.

To understand the stress fluctuations of frictional pack-

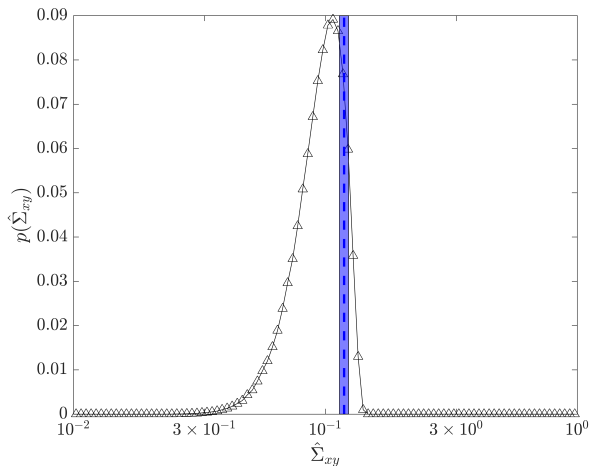


Figure 10: The frequency distribution of the shear stress anisotropy $p(\hat{\Sigma}_{xy})$ calculated from the null space solutions for a single compression jammed packing (open triangles). The vertical dashed line at $\hat{\Sigma}_{xy} \approx 0.12$ is the stress anisotropy of the given compression jammed packing and the shaded blue region (with width 5×10^{-3}) indicates the fluctuations in the stress anisotropy obtained by comparing the compression jammed and shear rejammed packings from the DEM simulations.

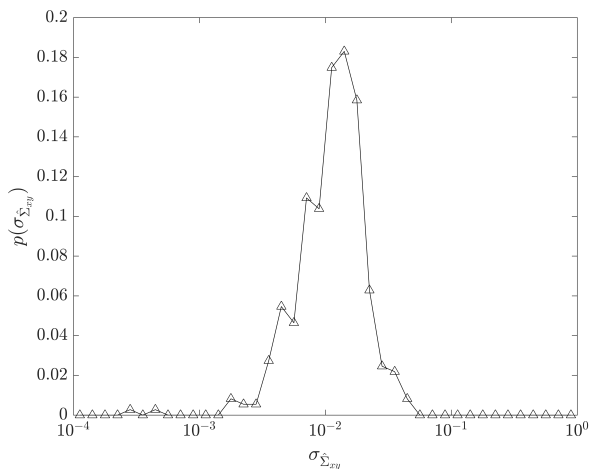


Figure 11: The frequency distribution $p(\sigma_{\hat{\Sigma}_{xy}})$ of the standard deviation of the stress anisotropy from the null space solutions for each of the compression jammed packings. The peak in $p(\sigma_{\hat{\Sigma}_{xy}})$ is $\sigma_{\hat{\Sigma}_{xy}} \approx 10^{-2}$.

ings with nearly identical particle positions, we carried out preliminary studies of the null space solutions for force and torque balance on all grains using the contact networks from the MS packings generated via isotropic compression [29]. For each packing of frictional disks, force and torque balance on all grains can be written as a matrix equation $\mathcal{A}_m F_m = 0$, where \mathcal{A}_m is a $3N \times 2N_c$ constant matrix determined by the contact network and

F_m is a $2N_c \times 1$ vector that stores the to-be-determined normal and tangential force magnitudes f_{ij}^n and f_{ij}^t at each contact. For frictional disk packings, the system is underdetermined with $3N > 2N_c$. Using a least-squares optimization approach [30], we solve for the normal and tangential force magnitudes such that $f_{ij}^n > 0$, and $f_{ij}^t \leq \mu f_{ij}^n$.

The stress anisotropy frequency distribution $p(\hat{\Sigma}_{xy})$ from the null space solutions for an example compression jammed packing (with $N = 16$ and $\mu = 0.1$) is shown in Fig. 10. We find that the DEM-generated solutions belong to the set of null space solutions, but there are many more. In particular, the width of $p(\hat{\Sigma}_{xy})$ is much larger than the width of the distribution of the stress anisotropy obtained for the given compression jammed packing from protocol *B*. We performed similar calculations of the null space solutions for all compression jammed packings. In Fig. 11, we show the frequency distribution of the standard deviations $\sigma_{\hat{\Sigma}_{xy}}$ of stress anisotropy from the null space solutions over all of the compression jammed packings. We find that the width of the fluctuations of the stress anisotropy from the null space solutions for a given packing are comparable to fluctuations of the stress anisotropy over all compression jammed contact networks using DEM. In future studies, we will carry out similar calculations to understand how the fluctuations in the stress anisotropy from the null space scale with system size N and friction coefficient μ . For example, we will investigate over what range of N and μ are the null space stress anisotropy fluctuations larger than the stress anisotropy fluctuations from varying contact networks. Addressing this question will allow us to predict the differences in the structural and mechanical properties of jammed packings of frictional particles that arise from the packing-generation protocols, such as isotropic compression and simple shear.

Acknowledgments

This research was sponsored by the Army Research Laboratory under Grant No. W911NF-17-1-0164 (P.W., N.T.O., and C.S.O.). The views and conclusions contained in this document are those of the authors and should not be interpreted as representing the official policies, either expressed or implied, of the Army Research Laboratory or the U.S. Government. The U.S. Government is authorized to reproduce and distribute reprints for Government purposes notwithstanding any copyright notation herein. This work also benefited from the facilities and staff of the Yale University Faculty of Arts and Sciences High Performance Computing Center. P.W. and F.X. contributed equally to the paper.

-
- [1] O’Hern, C. S., Silbert, L. E., Liu, A. J., Nagel, S. R. Jamming at zero temperature and zero applied stress: The epitome of disorder. *Physical Review E*, **68**, 011306 (2003).
- [2] Makse, H. A., Johnson, D. L., Schwartz, L. M. Packing of compressible granular materials. *Physical Review Letters* **84**, 4160 (2000).
- [3] Bertrand, T., Behringer, R. P., Chakraborty, B., O’Hern, C. S., Shattuck, M. D. Protocol dependence of the jamming transition. *Physical Review E* **93**, 012901 (2016).
- [4] Billign, E. S., Kollmer, J. E., Daniels, K. E. Protocol dependence and state variables in the force-moment ensemble. *Physical Review Letters* **122**, 038001 (2019).
- [5] Silbert, L. E. Jamming of frictional spheres and random loose packing. *Soft Matter* **6**, 2918-2924 (2010).
- [6] Miskin, M. Z., Jaeger, H. M. Evolving design rules for the inverse granular packing problem. *Soft Matter* **10**, 3708-3715 (2014).
- [7] Inagaki, S., Otsuki, M., Sasa, S. Protocol dependence of mechanical properties in granular systems. *The European Physical Journal E* **34**, 124 (2011).
- [8] Ciamarra, M. P., Nicodemi, M., Coniglio, A. Recent results on the jamming phase diagram. *Soft Matter* **6**, 2871-2874 (2010).
- [9] Majmudar, T. S., Behringer, R. P. Contact force measurements and stress-induced anisotropy in granular materials. *Nature* **435**, 1079 (2005).
- [10] Bi, D., Zhang, J., Chakraborty, B., Behringer, R. P. Jamming by shear. *Nature* **480**, 355 (2011).
- [11] Zhang, J., Majmudar, T., Behringer, R. Force chains in a two-dimensional granular pure shear experiment. *Chaos: An Interdisciplinary Journal of Nonlinear Science* **18**, 041107 (2008).
- [12] Zhang, J., Majmudar, T. S., Tordesillas, A., Behringer, R. P. Statistical properties of a 2D granular material subjected to cyclic shear. *Granular Matter* **12**, 159-172 (2010).
- [13] Kondic, L., Goulet, A., O’Hern, C. S., Kramar, M., Mischaikow, K., Behringer, R. P. Topology of force networks in compressed granular media. *EPL (Europhysics Letters)* **97**, 54001 (2012).
- [14] Gao, G.-J., Blawdziewicz, J., O’Hern, C. S. Frequency distribution of mechanically stable disk packings. *Physical Review E* **74**, 061304 (2006).
- [15] Gao, G.-J., Blawdziewicz, J., O’Hern, C. S. Geometrical families of mechanically stable granular packings. *Physical Review E* **80**, 061303 (2009).
- [16] Chen, S., Bertrand, T., Jin, W., Shattuck, M. D., O’Hern, C. S. Stress anisotropy in shear-jammed packings of frictionless disks. *Physical Review E* **98**, 042906 (2018).
- [17] Papanikolaou, S., O’Hern, C. S., Shattuck, M. D. Isostaticity at frictional jamming. *Physical Review Letters* **110**, 198002 (2013).
- [18] Song, C., Wang, P., Makse, H. A. A phase diagram for jammed matter. *Nature* **453**, 629 (2008).
- [19] Shen, T., Papanikolaou, S., O’Hern, C. S., Shattuck, M. D. Statistics of frictional families. *Physical Review Letters* **113**, 128302 (2014).
- [20] Shaebani, M. R., Unger, T., Kertész, J. Extent of force indeterminacy in packings of frictional rigid disks. *Physical Review E*, **79**, 052302 (2009).
- [21] Handin, J. On the Coulomb Mohr failure criterion. *Journal of Geophysical Research* **74**, 5343-5348 (1969).
- [22] Cundall, P. A., Strack, O. D. A discrete numerical model for granular assemblies. *Geotechnique* **29**, 47-65(1979).
- [23] Xu, N., Blawdziewicz, J., O’Hern, C. S. Random close packing revisited: Ways to pack frictionless disks. *Physical Review E* **71**, 061306 (2005).
- [24] Silbert, L. E., Ertas, D., Grest, G. S., Halsey, T. C., Levine, D. Geometry of frictionless and frictional sphere packings. *Physical Review E* **65**, 031304 (2002).
- [25] Silbert, L. E., Ertas, D., Grest, G. S., Halsey, T. C., Levine, D., Plimpton, S. J. Granular flow down an inclined plane: Bagnold scaling and rheology. *Physical Review E* **64**, 051302 (2001).
- [26] Clark, A. H., Shattuck, M. D., Ouellette, N. T., O’Hern, C. S. Role of grain dynamics in determining the onset of sediment transport. *Physical Review Fluids*, **2**, 034305 (2017).
- [27] Peyneau, P. E., Roux, J. N. Frictionless bead packs have macroscopic friction, but no dilatancy. *Physical Review E* **78**, 011307 (2008).
- [28] Tighe, B. P., Snoeijer, J. H., Vlugt, T. J., van Hecke, M. The force network ensemble for granular packings. *Soft Matter* **6**, 2908-2917 (2010).
- [29] Vinutha, H. A., Sastry, S. Force networks and jamming in shear-deformed sphere packings. *Physical Review E* **99**, 012123 (2019).
- [30] Coleman, T. F., Li, Y. A reflective Newton method for minimizing a quadratic function subject to bounds on some of the variables. *SIAM Journal on Optimization* **6**, 1040-1058 (1996).