

# Technology Knowledge Graph Based on Patent Data

Serhad Sarica<sup>a</sup>

serhad\_sarica@mymail.sutd.edu.sg

Jianxi Luo<sup>ab</sup>

luo@sutd.edu.sg

Kristin L. Wood<sup>ab</sup>

kristinwood@sutd.edu.sg

<sup>a</sup>Engineering Product Development Pillar, Singapore University of Technology and Design, 8 Somapah Road, 487372, Singapore

<sup>b</sup>SUTD-MIT International Design Centre, Singapore University of Technology and Design, 8 Somapah Road, 487372, Singapore

## Abstract

The growing developments in general semantic networks (or knowledge graphs) have motivated us to build a large-scale comprehensive knowledge graph of engineering data for engineering knowledge discovery, technology search and retrieval, and artificial intelligence for engineering design and innovation. Specially, we constructed a technology knowledge graph (TKG) that covers the elemental concepts in all domains of technology and their semantic associations by mining the complete U.S. patent database from 1976. This paper presents natural language processing techniques to extract terms from massive patent texts and word embedding models to vectorize such terms and establish their semantic relationships. We report and evaluate the TKG technology knowledge graph for retrieving terms, semantic similarity and analogy. The TKG may serve as an infrastructure to support a wide range of applications, e.g., technical text summaries, search query predictions, relational knowledge discovery, and design ideation support, in the context of engineering and technology. To support such applications, we made the TKG public via an online interface for public users to retrieve technology-related terms and their relevancies.

*Keywords:* knowledge discovery; word embedding; semantic network; knowledge graph

## 1. Introduction

A large semantic network is normally composed of a library of semantic entities (e.g., words or phrases) and their semantic relations, which are often statistically or linguistically “learned” based on collaboratively edited and accumulated knowledge databases, such as Wikipedia. Over the past decade, semantic networks have been enabled by the development of large-scale ontology databases, such as WordNet (Fellbaum, 2012; Miller, Beckwith, Fellbaum, Gross, & Miller, 1990), ConceptNet (Speer, Chin, & Havasi, 2016; Speer & Havasi, 2012; Speer & Lowry-Duda, 2017), never-ending language learning (NeLL) (Mitchell et al., 2015), Freebase (Bollacker, Evans, Paritosh, Sturge, & Taylor, 2008; Bollacker, Tufts, Pierce, Cook, & Francisco, 2007) and Yago (Rebele et al., 2016), for various general applications in text data mining, natural language processing (NLP), knowledge discovery, information retrieval and artificial intelligence. Likewise, the proprietary Google Knowledge Graph<sup>1</sup> provides the backbone behind Google’s semantic search and answer features for web searches, Gmail, and Google Assistant, for example. IBM Watson integrates and utilizes various public semantic networks to identify the most meaningful answers to natural language questions.

Inspired by the growing application of these general semantic networks, we aim to build a technology-focused semantic network to meet the growing demands for engineering knowledge discovery, technology information retrieval, engineering design aids and innovation management. Such a semantic network needs to contain terms that represent a wide variety of technological concepts and their semantic relations that are established by processing the data for engineering designs and technologies. That is, our interest is a “ConceptNet” built on technology-related data for engineering or technology intelligence in general. Hereafter, we call it the “Technology Knowledge Graph (TKG)”. In turn, the TKG would support technology-related data integration, knowledge discovery and in-depth analysis at the semantic level (rather the document level) and serve as critical infrastructure for future developments of artificial intelligence in and for engineering and innovation.

In a recent effort, Shi et al. (2017) fetched and analysed nearly one million engineering papers from ScienceDirect since 1997 and one thousand design posts from blogs and design websites, such as

---

<sup>1</sup> <https://googleblog.blogspot.com/2012/05/introducing-knowledge-graph-things-not.html>

Yanko Design, to create a large semantic network in the engineering and design contexts. Although our interests are aligned, it is unclear if their mixed data of different types; e.g., academic papers and design blogs, and the sole ScienceDirect publication data (for 20 years) can provide inclusive and balanced representation of engineering knowledge in different domains. In contrast to academic papers and design blogs, patent documents contain technical descriptions of products and processes and are externally validated through relatively objective examinations to ensure usefulness and novelty, and thus naturally avoid data redundancies. Particularly, the USPTO patent database has appeared as the most detailed and comprehensive digital data source about engineering designs in human history, and continues to grow organically as inventors file patent applications over time. Thus, it presents a natural choice for the construction of a TKG.

In the literature, various text analysis methods and tools have been developed to retrieve design information and discover patents for design support or intellectual property management. For instance, Fu et al. (2013) associated patents in a Bayesian network based on the latent semantic analysis of text from different patents to support the retrieval of patents for design inspiration. Mukherjea et al. (2005) created the BioMedical Patent Semantic Web of biological terms within biomedical patent abstracts and their semantic associations to support patent infringement assessments. Chau et al. (2006) employed semantic analysis on nanoscale science and engineering patents to create self-organizing maps (SOM) of the field. Most patent text analyses have been limited to small samples of patent documents or by the retrieval of documents. A few recent studies utilized the complete patent database to construct large network maps of all patent classes in the classification system according to patent co-classification or co-citations to approximate the total technology space (Alstott, Triulzi, Yan, & Luo, 2017; Kay, Newman, Youtie, Porter, & Rafols, 2014; Yan & Luo, 2017). These networks, despite covering all possible domains of known technologies, are based on the existing patent classification system and document-level analyses.

In this study, we mine the texts of all granted utility patents in the entire USPTO patent database (excluding design patents) from 1976 to 2017 to extract generic technology-related terms and their semantic associations to build a large semantic network or graph of technology knowledge; i.e., a TKG. This is not a trivial task due to the massive size and complexity of the U.S. patent database. The latest

advancements in natural language processing techniques that combine statistics and linguistics have made the mission possible. We will describe our methodology in section 3 after the literature review and the resulting TKG in section 4. We have further developed a web-based interface ([www.tkgraph.net](http://www.tkgraph.net)) for public users to retrieve technology-related terms and their semantic associations, which will be presented in Section 5.

## **2. Related Work**

### **2.1 Semantic representation of information**

The emergence of natural language processing (NLP) techniques enabled the retrieval of semantic-level information from massive unstructured textual data and the extraction of relational information between semantic units. The relational information can be utilized as an inspiration source in engineering design ideation practices and can be used to expand design-related information queries. More importantly, these techniques can be utilized to capture design-related information and represent them in a structured medium to aid designers to explore the technology knowledge space. These structured media are usually called ontologies, which serve as a hierarchy, use a vocabulary and construct relations within this vocabulary. The ontology-based databases retrieve the unstructured data and relate them using various techniques. However, none of the publicly available ontology-based databases, such as the popular WordNet (Fellbaum, 2012; Miller et al., 1990) or ConceptNet (Speer et al., 2016; Speer & Havasi, 2012; Speer & Lowry-Duda, 2017), derive the relations between entities from an engineering design viewpoint.

The relations among the entities in ontology-based databases may be hand-built, built using semi-supervised procedures or constructed automatically by utilizing unsupervised methods. As the most popular and indisputably the largest among the hand-built ontologies, WordNet completely relies on experts to retrieve knowledge and relations such as synonymy, hypernymy, hyponymy, and antonymy, and required a large amount of human effort and time to reach the current state. The effort can be traced back to mid-1980s. Since generally both the time and the human resources are scarce, hand-built ontologies are mostly domain-specific (Ahmed, Kim, & Wallace, 2007; Li, Raskin, &

Ramani, 2008; Li, Yang, & Ramani, 2009) instead of WordNet. On the other hand, the availability of basic NLP tools led to the introduction of various semi-automatic ontology generation methods. For instance, Reinberger et al. (2004) extracted terms from a corpus group based on their semantic relations, which could then be refined by a domain expert. Nobécourt (2000) introduced a method that expects domain experts to evaluate the extracted keywords to generate the skeleton of the ontology. Alfonseca & Manadhar (2002) modelled a concept using its context by means of co-occurrence statistics and used distance metrics to quantify semantic relations.

Along with the methodology development is the emergence of several large public ontology databases constructed on public online data in the past decade. ConceptNet (Speer et al., 2016; Speer & Havasi, 2012; Speer & Lowry-Duda, 2017) utilizes unsupervised and semi-supervised methods to retrieve the knowledge from internet resources, such as IsA, MadeOf, and PartOf. Freebase (Bollacker et al., 2008, 2007), later acquired by Google and dissolved in Google Knowledge Graph, mines resources such as Wikipedia and enables a collaborative environment to handle the organization, representation and integration of large and diverse data sets, thus facilitating continuous growth. On the other hand, Yago (Rebele et al., 2016) follows the Resource Description Framework (RDF) (World Wide Web Consortium, 2014) triplets to store relational data mined from Wikipedia, WordNet, and GeoNames and filtered to fit predefined relational structures.

The studies to retrieve entities and relational knowledge in engineering and technology intelligence fall in two categories: document retrieval and concept retrieval. Chakrabarti et al. (2006) introduced a design repository where design documents are represented with a Function-Behaviour-Structure (FBS) model in a machine comprehensible format, letting users run queries based on the semantic similarity of the words forming the FBS model. Kim & Kim (2012) mines the causal functions and effect functions as well as the objects related to these functions from patent texts to construct a function network to enable the search for analogical inventions. Murphy et al. (2014) introduced a method for querying functional analogies by representing documents using functional verbs and mapping them to a vector space model. Sosa et al. (2014) introduced a semantic-based approach to explore the design documents for reconfigurable or transformable robotics. They used WordNet to form a lexically hierarchical structure with abstracted functional verbs. Glier et al. (2018) used a bag-of-

words (BOW) method with stemmed words to represent the documents with vectors for the search in a database of bioinspired design documents. Djenouri et al. (2018) represented documents with BOW in the vector space, clustered them with the k-means algorithm, and used bee swarm optimization to retrieve the documents.

Aside from the studies of document retrievals, Li et al. (2005) utilized basic NLP techniques and semantic analysis to mine relational engineering design knowledge and map them to a predefined ontological tree to generate a domain-specific engineering design ontology. Ahmed et al. (2007) proposed a methodology to create engineering design ontologies where the reuse of taxonomies for general engineering concepts is favoured, while product-related taxonomies and relational knowledge are built based on expert knowledge. Li et al. (2008, 2009) introduced a process of creating engineering ontologies for a predefined engineering domain that populates the ontology and derives the relations among entities using worksheets in machine-readable format produced by human contributors. Jursic et al. (2012) used a predefined term set in a bisociative information network and formed a term x document matrix by mining the text in a specific medical field to acquire the relational knowledge between concepts. Tan et al. (2016) introduced a semi-supervised method to retrieve the semantic units and relations among them in a specific domain by training classifiers with a limited number of structured-unstructured textual data pairs. Munoz & Tucker (2018), with a focus on the context for the semantic meaning of terms and instead of a classical BOW approach, created a semantic network of terms by quantifying the relations based on co-occurrence within a predefined context window. Shi et al. (2017) introduced an unsupervised process to retrieve concepts and learn the relations among concepts gradually while parsing the design-related textual information. The concepts are related to each other if they appear in the same sentence. Martinez-Rodriguez et al. (2018) proposed a knowledge graph construction method that utilizes text processing methods to find named entities and obtain binary relations from open knowledge sources. Barba-Gonzalez et al. (2019) introduced a hierarchically structured domain-specific ontology by inheriting the knowledge of readily available domain specific ontologies and extending these works with the help of domain experts.

The capabilities and focuses of the prior approaches to semantic networks are summarized in Table 1, with highlighting if they are engineering-related, hand-built and unsupervised.

Table 1: Previous studies on information and semantic relation retrieval. (+: “partially satisfied”)

	Engineering Related	Hand built	Un-supervised	Unit of Interest	NLP Processes	Statistical Basis	Training	Relations
<b>WordNet</b> (Fellbaum, 2012; Miller et al., 1990)		x		words or phrases				synonymy, hyponymy, meronymy, troponymy, antonymy
<b>ConceptNet</b> (Speer et al., 2016; Speer & Havasi, 2012)		+	+	words or phrases				36 different binary relations
<b>ConceptNet Numberbatch</b> (Speer & Lowry-Duda, 2017)			x	words or phrases	Filtering, merging readily available sources		Retrofitting (Dyer et al., 2014)	cosine distance
<b>Prebuilt word2vec</b> (Levy & Goldberg, 2014)			x	words or phrases	Tokenize, phrase chunking	co-occurrence in a context window	Modified NNLM (Bengio et al. 2003)	cosine distance
<b>Prebuilt GloVe</b> (Pennington, Socher, & Manning, 2014)			x	words or phrases	Tokenize, phrase chunking, co-occurrence statistics	global co-occurrence frequencies in a context window	Log-bilinear regression	cosine distance
<b>Jursic et al.</b> (Juršic et al., 2012)	x		x	words or phrases	Tokenize, filter, stem, entity extraction, tf-idf		Vector space model (BOW)	cosine distance
<b>Murphy et al.</b> (Murphy et al., 2014)	x		x	document	Tokenize, stem, filter		Vector space model (BOW)	cosine distance
<b>Li et al.</b> (Li et al., 2005)	x		+	words or phrases	Tokenize, filter, POS Tagging, bracketing			8 different binary relations
<b>Li et al.</b> (Li et al., 2009)	x	+	+	words or phrases				12 different relations quantified between 0-1
<b>Glier et al.</b> (Glier et al., 2018)	x		x	document	Tokenize, Stem, Filter, Information Gain		Naïve Bayes	Document Classification
<b>Munoz &amp; Tucker</b> (Munoz & Tucker, 2018)	x		x	document	Tokenize, Filter	co-occurrence in a context window		Network clustering
<b>Shi et al.</b> (Shi et al., 2017)	x		x	words or phrases	POS Tagging, phrase chunking	Probability and velocity analysis		normalized network distance
<b>Our approach</b>	x		x	words or phrases	Tokenize, phrase detection, filter, lemmatization	co-occurrence in a context window	GloVe / word2vec	cosine distance

## 2.2 Word embeddings models

Word embeddings is the general name of a set of NLP techniques and methods that represent words and phrases in a raw text as dense vectors of real numbers. The word vectors have a wide range of applications in information retrieval, machine translation, document classification, question

answering, named entity recognition, and parsing (Pennington et al., 2014). In classical approaches such as BOW, a sparse vector represents each of the words/phrases in a text whose dimension is the total number of unique words/phrases. Word embedding-based methods transform this high dimensional space of words to a relatively low dimensional space. word2vec (Mikolov, Corrado, Chen, & Dean, 2013) and GloVe (Pennington et al., 2014) are two recent and popular word embedding algorithms used in real-world applications as well as in academic literature. Both algorithms consider the relationships of words with their contexts while training word embeddings. For example, in a general knowledge corpus such as Wikipedia, the (computer, software) pair would appear more frequently than (computer, food) pair. In addition, the context of “computer” would be more similar to the context of “software” compared to “food”. Consequently, the word embedding of “computer” would be more similar to the word embedding of “software” than “food”.

Unlike the well-known latent semantic analysis (LSA) and latent dirichlet allocation (LDA), which also focus on estimating continuous representations of words, word2vec uses an artificial neural network to derive the continuous representations of words and was shown to perform better than LSA for preserving linear regularities among words (e.g., the relations between family-families $\approx$ car-cars (Mikolov, Yih, & Zweig, 2013)) and have greater computational efficiency than LDA when the data set becomes large (Mikolov, Corrado, et al., 2013). Mikolov, Corrado, et al. (2013) named the network architecture “Continuous Skip-Gram”, since the training process skips the target word and uses a predefined window of neighbouring words before and after the target word as the context. The model classifies the surrounding words in the context window of the target word using a softmax classifier by minimizing the classification error. The overview of the model’s network architecture is illustrated in Figure 1 where a simple training instance is illustrated.



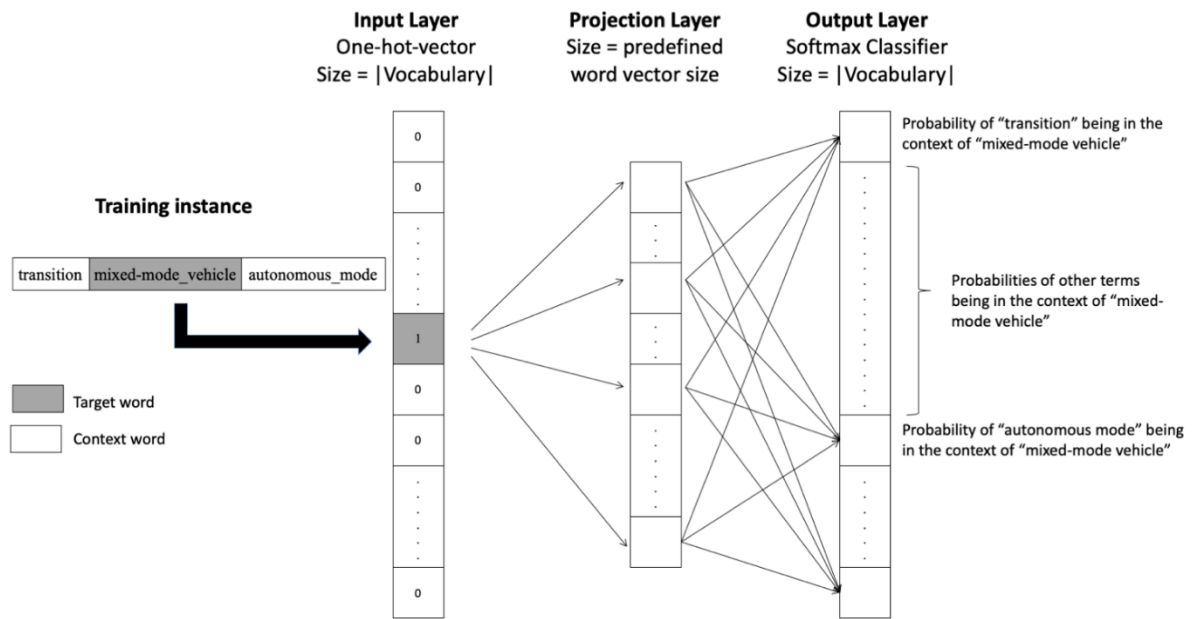


Figure 1. Overview of the skip-gram network architecture with a window size of 1.

As seen in Fig. 1, the neural network model has 3 layers, where each word is represented by a one-hot vector in input layer. The size of these input vectors is equal to the size of the vocabulary; i.e., the number of unique terms in the training material. The projection layer is a non-activated hidden layer that directly acts like a word vector lookup table. Thus, together with the input layer, the projection layer directly maps the word embedding of the target word. The output layer's size is also equal to the size of the vocabulary and implements a softmax regression classifier to calculate the probabilities of each term being in the context of the target word. This architecture differs from the typical neural net language model (NNLM) architecture (Bengio et al., 2003) in that it does not have a non-linear hidden layer and thus diminishes the effect of words in history on the projection layer in the NNLM.

On the other hand, GloVe (Pennington et al., 2014) seeks to capture the embedding of a single word within the overall structure of the corpus (i.e., entire corpuses of sentences) and concerns the global co-occurrence counts of words. Similar to word2vec, GloVe also assumes that the probability of co-occurrences of contextually close words is much higher than that of contextually irrelevant words, and uses a context window to train word embeddings. word2vec's and GloVe's ability to easily handle large amounts of data in an efficient way and their ability to capture non-obvious and indirect relations

between terms make them promising candidates for the retrieval of technical terms and relations among them in the large patent text database.

In sum, most of the large ontological databases lack a sufficiently representative technology-related terminology and engineering design-related viewpoint on relations among the semantic units. On the other hand, engineering design-related studies generally focus on small sets of data or a specific technical field, which limits possible expansion of the studies to cover a wide variety of engineering domains. To date, the patent database that covers all domains of technology (World Trade Organization, 1995) has not been utilized to build a large-scale and comprehensive knowledge graph by retrieving engineering and technology-related concepts and relations among them from patent texts. This study fills the gap. Patent texts contain rich design information and the patent database covers all domains of technologies and engineering practices. Specifically, we extract technology-related terms in patent documents by using NLP techniques, and mine relations among them by utilizing word-embedding algorithms that focus on relations among terms and their contexts. The resultant semantic TKG is unique, since it directly represents the relations of semantic units, which represent technical functions, components, structures, properties, operating principles or other concepts.

### **3. Construction of the Technology Knowledge Graph**

Fig. 2 depicts the overall framework of our methodology to build the TKG. The key steps include the extraction of technically meaningful terms (words or phrases) from patent texts and the use of word embedding models to derive the vector representations of these terms, which form a vector space and can be further associated to forge the technology knowledge graph.

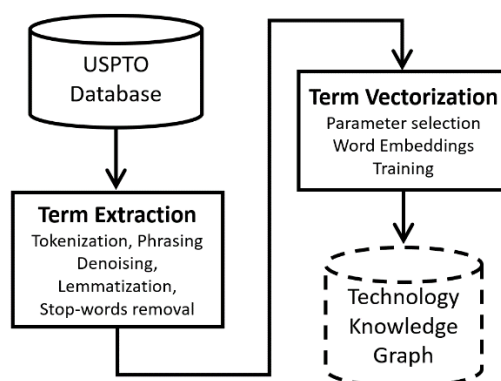


Fig. 2: Overall Framework

### 3.1 Source Data

The design repositories contain and organize information of prior art, design, and technologies, which can enable designers to combine, recombine, transfer, adapt or adopt this information in actual design practices (Bohm, Vucovich, & Stone, 2008). Unlike the manually built design repositories, the patent database contains a naturally built systematic catalogue of the technologies invented so far, and it expands with time as new technologies are introduced by inventors to protect their rights. Moreover, patents contain significant information on a wide variety of technologies and in a broad range of engineering domains. The unstructured information in the patents also presents the building blocks of technologies and their relations with each other. In this study, the patent database is utilized to retrieve the technology-related terms and associations between them.

Our analysis utilizes the complete USPTO patent database containing 6.3 million documents for the patents granted from 1976 to October 2017 (access date: 20/10/2017)<sup>2</sup>. We chose to analyse only utility patents that are about technologies and excluded the design patents for look-and-feel aesthetics designs, for our focus on technology-related knowledge retrieval. Therefore, the design patents are filtered out, returning 5,771,030 patents for our use. Moreover, we chose to focus on titles and abstracts in patent documents to ensure computational efficiency and accuracy for the retrieval of technology-related knowledge from millions of patent documents. The title and abstract of a patent document provide the most accurate and concise description of a patented invention because they must contain all the necessary terms to explain the invention and must not contain texts on other information

<sup>2</sup> An up-to-date version of the database can be downloaded from <http://www.patentsview.org/download/>

than the technology itself. By contrast, legal claims are developed by lawyers and use disguised terms to cover more areas than the inventive technology itself for legal defensiveness and strategic reasons. Technical description also contains broader content about contexts, backgrounds and other technologies than the technology itself. Such broad texts introduce noise and reduce the accuracy of the statistical procedure to extract the abstract knowledge presentation of the inventive technology.

### 3.2 Term Extraction

The collection of patent titles and abstracts is first transformed into a line-sentence format, utilizing the sentence tokenization method in the Natural Language Toolkit (NLTK).<sup>3</sup> All the text in the corpus is normalized to lowercase letters to avoid additional vocabulary caused by lowercase / uppercase differences in the same words. The punctuation marks in sentences are removed except “-” and “/”. These two special characters are frequently used in word-tuples, such as “AC/DC” and “inter-link”, which can be regarded as a single term. Stop-word removal is postponed after phrase detection because some of the phrases contain stop-words. These basic pre-processing steps transferred the original raw texts into a collection of 26,756,162 sentences.

Then, the collection of sentences is processed to identify phrases using an algorithm introduced by Mikolov, Chen, Corrado, & Dean (2013). The algorithm finds words that frequently appear together, and in other contexts infrequently, by using a simple statistical method based on the count of words to give a score to each bigram such that:

$$score(w_i, w_j) = \frac{(count(w_i w_j) - \delta) * |vocabulary|}{count(w_i) * count(w_j)} \quad (1)$$

where  $count(w_i w_j)$  is the count of  $w_i$  and  $w_j$  appearing together as bigrams in the collection of sentences and  $count(w_i)$  is the count of  $w_i$  in the collection of sentences. The parameter  $\delta$  is used as a discounting coefficient to prevent too many phrases consisting of very infrequent words from being formed. We set  $\delta = 2$  to prevent the algorithm from detecting phrases, which includes pairs of words

---

<sup>3</sup> <https://www.nltk.org/>. NLTK is a suite of libraries and programs for natural language processing (NLP) using the Python programming language.

that co-occur less than twice. The term  $|\text{vocabulary}|$  denotes the size of the vocabulary. Bigrams with a score over a defined threshold ( $T_{phrase}$ ) are used as phrases and joined with a “\_” character in the corpus, to be treated as a single term.

We run the phrasing algorithm on the pre-processed corpus twice to detect  $n$ -grams, where  $n = [2,4]$ . The first run detects only bigrams by employing a higher threshold value  $T_{phrase}^1$ , while the second run can detect  $n$ -grams up to  $n = 4$  by using a lower threshold value  $T_{phrase}^2$  to enable combinations of bigrams. Via this procedure of repeating the phrasing process with decreasing threshold values of  $T_{phrase}$ , we detected phrases that appear more frequently in the first step using the higher threshold value, e.g., “autonomous vehicle”, and detected phrases that are comparatively less frequent in the second step using the lower threshold value, e.g., “autonomous vehicle platooning”. Three different sets of threshold tuples  $(T_{phrase}^1, T_{phrase}^2)$ , specifically (200, 100), (50, 25), (5, 2.5) (one is comparatively high, one is very low, and the other one is in between), were used to detect phrases with different sensitivity levels. The phrase detection procedure is detailed in Figure 3.

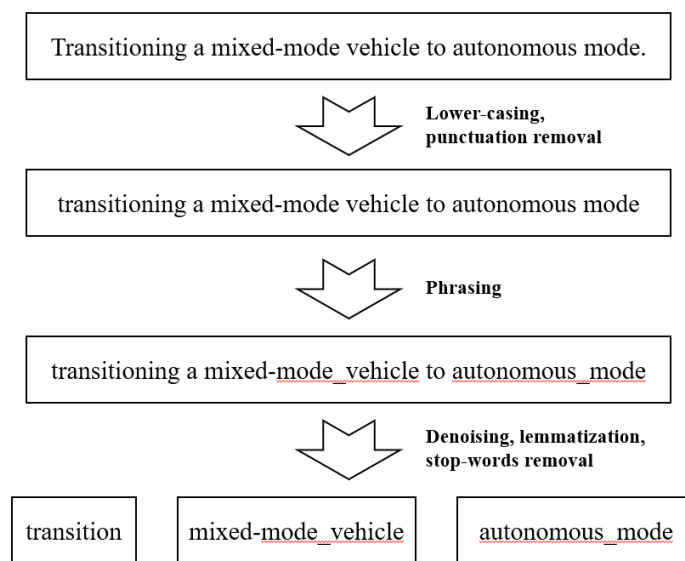


Fig. 3: The steps to derive term tokens, using the title of patent US8078349 as an example

During the phrasing process, some noisy phrases are formed due to their statistical significance, such as phrases including stop words such as “the\_”, “a\_”, and “and\_”. A custom filter of the noisy terms and phrases was built with the help of a human reader who is a researcher in patent document analysis and familiar with patent jargon. The human expert read 1,000 randomly selected sentences from the total collection to detect noisy phrase formation patterns and stop-words that need to be

removed. Although readily built stop-word lists were also utilized in this study, the reader additionally detected patent specific stop-words (e.g., disclosure, plurality, thereof) in addition to the obvious ones.

Next, all the words are represented with their regularized forms to avoid having multiple terms representing the same word or phrase and thus decrease the vocabulary size. This step is achieved by first using a part-of-speech (POS) tagger (Toutanova & Manning, 2007) to detect the type of the words in the sentences and lemmatize those words accordingly. For example, if the word “learning” is tagged as a VERB, it would be regularized as “learn” while it would be regularized as “learning” if it is tagged as a NOUN. Then, we remove the stop-words, which are meaningless, but their frequent occurrences in the database can distort frequency-based statistical analyses. Specifically, we removed the stop-words in NLTK’s English stop-word list, USPTO’s patent stop words list (“Stopwords, USPTO Full-Text Database,” n.d.) and the previously detected unconventional stop-words list. Words or the parts of phrases containing only digits are also removed. Finally, we also filtered out the terms appearing only once because these rarely occurring terms are likely to be misspelled words, nonsense words, or insignificant ones.

Finally, in our database, each sentence is represented as a sequence of term tokens that can be either words or phrases, as illustrated in Fig. 3. From now on, we refer to the total collection of tokenized sentences as a “corpus”. Table 2 presents the count statistics of the three corpora arising from three phrase detection sensitivity levels. The vocabularies of these corpora differentiate themselves from WordNet and others in that they are based on patent data and specialized in technology-related terms.

Table 2: Statistics for the corpora after denoising and lemmatization

Corpus ID	$T_{phrase}^1$	$T_{phrase}^2$	Number of Unique Terms (i.e., the Vocabulary)
1	200	100	1,593,465
2	50	25	1,888,963
3	5	2.5	4,038,924

### 3.3 Term Vectorization

A pre-processed corpus is then used to derive vector representations of the terms in an unsupervised manner. We experimented with both Word2vec and GloVe algorithms for the word embedding training. The training process additionally requires a few settings and parameters. The first parameter (i.e., vector size) defines the size of the word vectors to be calculated by the word-embedding

model and is the size of the projection layer of the neural networks to be trained. Regarding the vector size, we experimented with the values of 150, 300 and 600 in this study.

The second parameter is *context window size* and defines the context window size right and left to the target term. Since the parts of the sentences can note different aspects of design-related knowledge, a window size considering sentence lengths in the corpus would be logical. Fig. 4 plots the cumulative distribution of sentences by length for the corpus with the highest vocabulary size and suggests that using a window size of 10 (10 context words to left + target word + 10 context words to right) guarantees that the whole sentence of length 20 will be treated as context at least once while training terms for more than 90% of sentences. On the other hand, using a window size of 20 guarantees that the whole sentence will be treated as context all the time while training the words in them for more than 90% of sentences. Therefore, we experimented with both window size parameters (10 and 20).

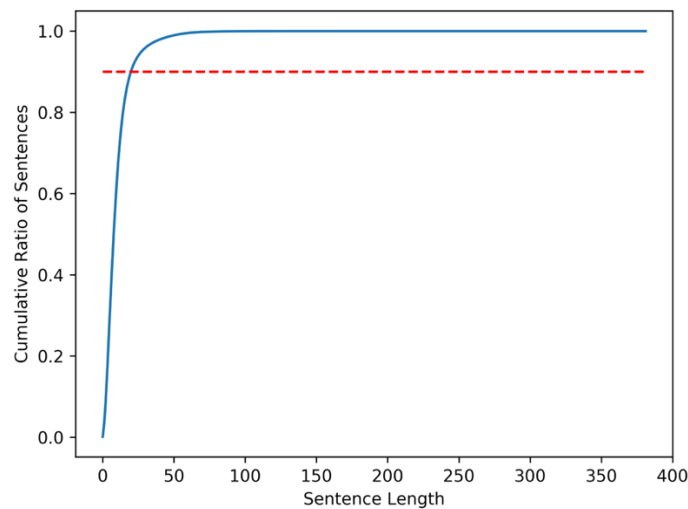


Fig. 4. Normalized cumulative distribution of sentences by length for corpus #3. The dotted red line represents a threshold of 0.9 and intersects the curve at a sentence length of 20.

In addition, the word embedding models also allow filtering the terms with an occurrence frequency higher than a “down-sampling” parameter from the training process. The most frequently occurring terms are likely to be mundane and contextually meaningless and can distort the statistics. A term  $i$  would be ignored with a likelihood of  $p$ , in training if its frequency  $f$ ; i.e., the ratio of the count of occurrences of the term to the total number of terms in the corresponding corpus, is higher than the down-sample threshold value  $d$ , according to the following equation:

$$p_i = 1 - \sqrt{\frac{d}{f_i}} \quad (2)$$

To determine  $d$  in equation (2), we check the term frequencies in the corpus. For instance, Figure 5 reports the frequencies of the 100 most frequent terms in corpus #3 above. The high occurrence frequencies of the top 10 terms make them good candidates to sample down. We further checked the specific top 10 frequent terms (i.e., method, form, least, comprise, system, connect, receive, base, position, control) and found that terms following the term ‘system’ appear to be meaningful for some technologies. Therefore, we selected the frequency of the following term ‘connect’ (0.0039) as the down-sampling threshold  $d$  in equation (2) for calculating the down-sampling probability  $p_i$  for each term. The words that are ignored when they appear in context window during training are still counted as target words and remain in the corpora.

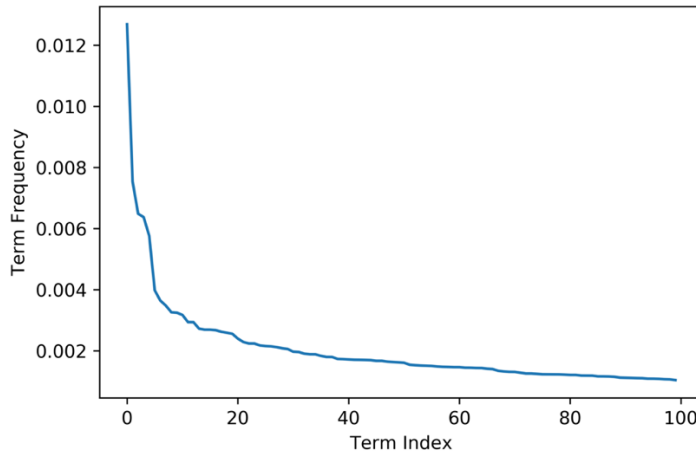


Fig. 5. Top 100 most frequent terms and their term frequencies

By applying word2vec and GloVe models with varying window sizes (small, large) and vector sizes (small, medium, large) to the three corpora with the highest term retrieval performance, we trained 12 different sets of term vectors for comparisons later in section 4.

### 3.4 Technology Knowledge Graph

After the terms have been represented as vectors, we can associate them by calculating the cosine similarity between these vectors and form a technology knowledge graph (TKG). We consider the angular similarity of the word-embedding vectors of different terms an indicator of their “semantic relevance”. For a fully connected undirected network of  $n$  terms, there exists  $n(n - 1)/2$  links. For this



study, despite the models and parameters, the corpora contain a few millions of unique terms and therefore approximately  $10^{13}$  potential links among these terms in the TKG. Given the large size and connectivity of the TKG, we only store the vector representations of these terms and conduct on-demand retrieval of the semantic relevance between terms.

Table 3 presents an example of retrieving the 20 most relevant terms of the term “wireless charging” in TKG. Figure 6 visualizes the pairwise semantic relevance among the 20 terms in a force-directed network in which more relevant terms tend to cluster together in an unsupervised manner. Such terms represent technical concepts regarding functions, components, configurations or working mechanisms. By contrast, neither WordNet (Fellbaum, 2012; Miller et al., 1990), ConceptNet (Speer et al., 2016; Speer & Havasi, 2012; Speer & Lowry-Duda, 2017) nor the semantic network of Shi et al. (2017) contain the “wireless charger” term. In particular, we checked Google Knowledge Graph’s term recommendations for “wireless charger”, and the results are more related to consumer brands and products that have wireless charging capabilities (Table 3). Note that the Google Knowledge Graph is trained on Google News, Wikipedia and other layman sources of data. Our TKG appears to be more suitable for the retrieval of engineering or technical terms.

Table 3: Top 20 most related terms to “wireless charger” in TKG and from Google’s recommendations in Google Image Search

TKG		Google Image Search	
wireless charging	wirelessly charge	iPhone	Samsung s7
transcutaneously transfer power transmitter	receiving wireless power charging induction coil	Samsung	s6 edge
wireless power	conductive charging system	iPhone 8	iPhone 6
charging system charger	inductive charging charging power	apple	galaxy s6
charging module	wireless power transmission	s7 edge phone	note 5 diy
charging pad	wireless power transmitter	car	fantasy
wireless charging module	wirelessly charging	iPhone 7	s8 plus
charging station	battery charger	idea	Baseus
		Samsung s7	homemade

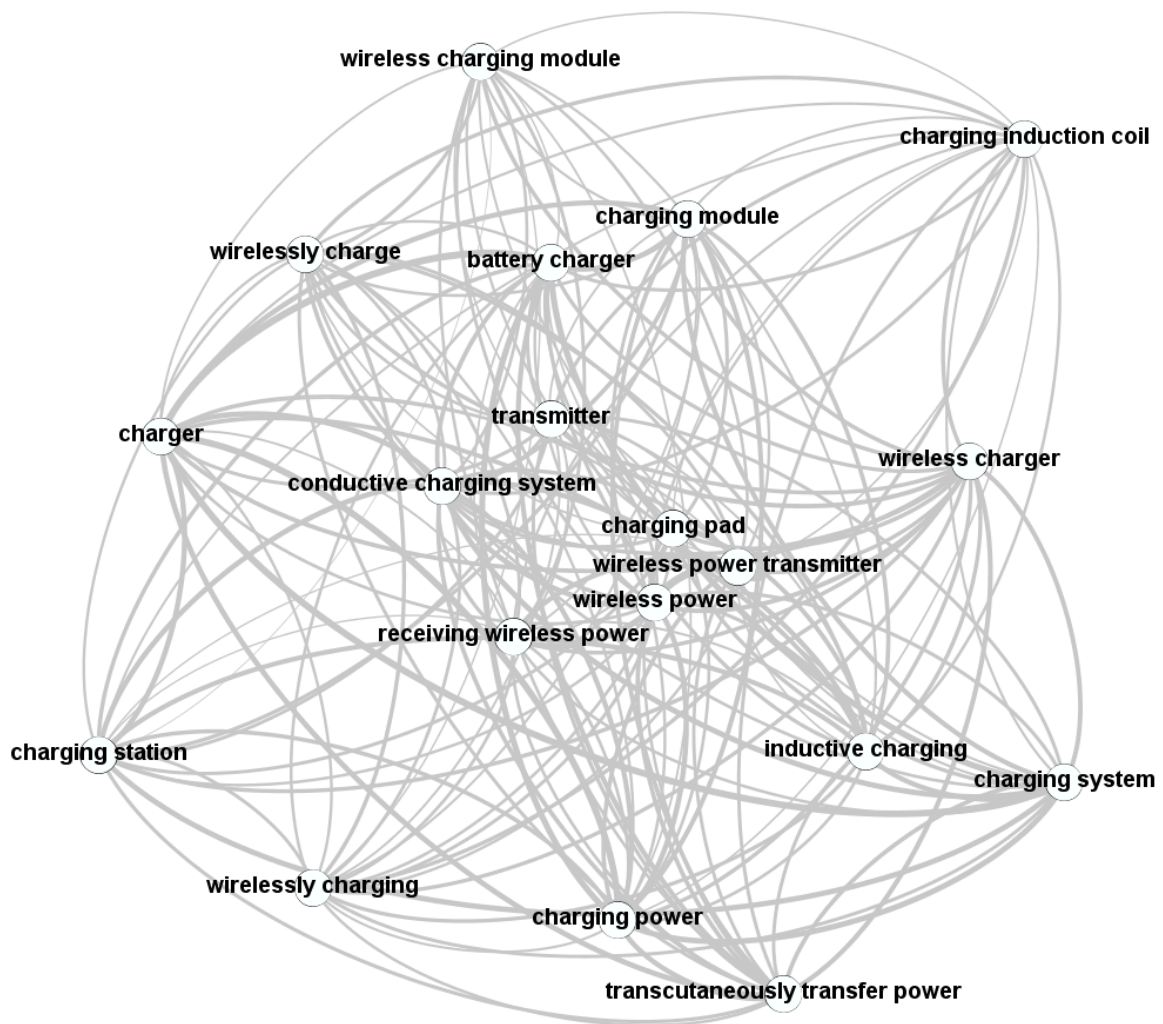


Fig. 6. Network visualization for wireless charging and its closest 20 neighbours. The link widths vary corresponding to the pairwise semantic relevance values.

#### 4. Evaluation

We evaluated the performances of our TKGs in retrieving engineering terms and their semantic relevance. To evaluate technical term retrieval performance, we adopted the Multidisciplinary Design Project Engineering Dictionary (Cambridge-MIT Institute Multidisciplinary Design Project, 2006) developed by the Cambridge-MIT Institute at University of Cambridge as the benchmark. This dictionary serves as a general engineering glossary and contains 2,704 terms (including abbreviations)

in 6 main categories, namely civil & structural engineering (89 terms), materials engineering (264 terms), mechanical engineering (209 terms), mining engineering (368 terms), nuclear engineering (374 terms) and computer & software engineering (1,400 terms). We compared our three vocabularies (Table 3) with those of WordNet, ConceptNet, the vocabulary of the pretrained word2vec word vectors based on Google News (3 million words) (Mikolov, Corrado, et al., 2013), the vocabulary of the pretrained GloVe word vectors based on Wikipedia and Gigaword (400 thousand words) (Pennington et al., 2014), and the vocabulary in the semantic network of Shi et al. (2017) based on engineering paper publication data.

The performance is assessed as the portion of the total 2,704 keywords in the Multidisciplinary Design Project Engineering Dictionary (Cambridge-MIT Institute Multidisciplinary Design Project, 2006) that can be retrieved from different vocabularies, given by:

$$R_r = \frac{n_r}{N} \quad (3)$$

where  $R_r$  is the retrieval performance,  $n_r$  is the number of retrieved keywords and  $N$  is the total number of keywords. As reported in Table 4, our vocabularies perform generally better than all others. Particularly, our vocabulary #3 provides the best coverage for all the categories of the dictionary. In the later analyses, we focus on the TKGs trained on corpus #3. Generally speaking, the superior engineering term coverage of our vocabularies suggests the richness of the engineering design information and knowledge stored in patent documents, and the potential uses of our TKGs for engineering knowledge retrieval.

Table 4. Term retrieval performance. Bold scores represent the best performances.

	Civil & Structural	Materials	Mechanical	Mining	Nuclear	Computer & Software	Total
WordNet	0.494	0.534	0.440	0.557	0.374	0.325	0.398
ConceptNet	0.685	0.686	0.632	0.668	0.591	0.629	0.637
Shi et al	0.764	0.723	0.627	0.546	0.527	0.504	0.553
Pretrained w2v	0.449	0.496	0.446	0.590	0.372	0.463	0.470
Pretrained GloVe	0.449	0.458	0.440	0.563	0.342	0.576	0.567
Our Vocabulary #1	0.708	0.773	0.699	0.701	0.588	0.650	0.666
Our Vocabulary #2	0.719	0.784	0.713	0.709	0.599	0.653	0.672
Our Vocabulary #3	<b>0.876</b>	<b>0.841</b>	<b>0.761</b>	<b>0.799</b>	<b>0.698</b>	<b>0.671</b>	<b>0.723</b>

Then, we evaluated the performance of the 12 TKGs (trained using word2vec and GloVe, 2 window sizes, 3 vector sizes, and corpus #3) in retrieving pairwise term similarities against human comprehension, based on 3 readily available benchmark datasets, namely Word Similarity-353

(WS353) (Finkelstein et al., 2001) (353 pairs), Rare Words (RW) (Luong, Thang and Socher, Richard and Manning, 2013) (2,034 pairs) and Stanford’s Contextual Word Similarities (SCWS) (Huang, Socher, Manning, & Ng, 2012) (2,003 pairs). These datasets consist of word tuples and their corresponding average similarity scores evaluated by human participants. Table 5 reports the spearman rank correlation coefficients between the semantic similarities of the same word tuples from the benchmarks, those from our TKGs and those from other graph databases. Among our TKGs, #1 provides the best correspondence to human comprehension for 2 benchmarks, while #3, #5, #7 and #9 are the best for 1 benchmark. An average of the results suggests that TKGs #1 and #5 are the best. The superior TKGs are all based on *word2vec* training. Table 5 also reports that ConceptNet and pretrained Word2Vec and GloVe vectors perform better than our TKGs, which is not surprising because these graph databases and the benchmark databases were created in the same general non-technical contexts. Nonetheless, our TKGs perform better than WordNet against the general benchmarks. The public interface created by Shi et al. (2017) does not support the retrieval of the quantitative relationships between the benchmark term pairs.

Table 5. Spearman rank correlations of various word embedding models on term similarity tasks. Bold scores show the best correlations among all models. Underlined scores show the best correlations among our TKGs.

Model	Parameters			Spearman rank correlation with human evaluators			
	Algorithm	Window size	Vector size	WS353	RW	SCWS	Average
1	word2vec	10	150	0.47	<u>0.31</u>	<u>0.54</u>	<u>0.44</u>
2	GloVe	10	150	0.35	0.17	0.46	0.33
3	word2vec	20	150	0.46	<u>0.31</u>	0.52	0.43
4	GloVe	20	150	0.36	0.17	0.47	0.33
5	word2vec	10	300	<u>0.48</u>	0.30	0.53	<u>0.44</u>
6	GloVe	10	300	0.35	0.17	0.47	0.33
7	word2vec	20	300	<u>0.48</u>	0.28	0.52	0.43
8	GloVe	20	300	<u>0.36</u>	0.17	0.47	0.33
9	word2vec	10	600	<u>0.48</u>	0.28	0.52	0.43
10	GloVe	10	600	0.35	0.17	0.47	0.33
11	word2vec	20	600	0.45	0.28	0.51	0.41
12	GloVe	20	600	0.37	0.17	0.47	0.34
Pretrained word2vec	word2vec	-	300	0.68	0.50	0.66	0.61
Pretrained GloVe	GloVe	-	300	0.59	0.38	0.56	0.51
WordNet <sup>4</sup>	-	-	-	0.19	0.39	0.15	0.24
ConceptNet	-	-	-	<b>0.80</b>	<b>0.59</b>	<b>0.73</b>	<b>0.71</b>
Shi et al <sup>5</sup>	-	-	-	-	-	-	-

<sup>4</sup> WordNet path similarity was used in measurements.

<sup>5</sup> To the best of our knowledge Shi et al. has not constructed a publicly available tool where users can directly query quantified relationships between two terms.

We also evaluated the performances of the TKGs for retrieving word analogy. A few studies introduced sets of word analogy tasks to test vector space structures by asking questions “*a is to b as c is to d?*” and identifying word  $\mathbf{d}$  ( $w_d$ ) with the closest vector to  $w_b-w_a+w_c$  (Mikolov, Chen, et al., 2013; Mikolov, Corrado, et al., 2013). We use 4 different sets of word analogy questions and answers that were widely used as evaluation benchmarks in prior studies of word embeddings models (Mikolov, Corrado, et al., 2013). These question sets detect adjective - adverb (e.g., amazing =>amazingly, apparent=>?), opposite (e.g., acceptable=>unacceptable, aware=>?), comparative (e.g., big=>bigger, short=>?), and superlative (e.g., dark=>darkest, hot=>?) relations among terms. Table 6 reports the accuracy of the different models in hitting the answers in the benchmark dataset. Among our TKGs, #1 presents the best performance and is based on *word2vec* with a window size of 10 and vector size of 150. Again, ConceptNet and pretrained Word2Vec and GloVe vectors perform better than our TKGs against the contextually general analogy tasks. The public portals of WordNet and Shi et al. do not support the retrieval for analogy tasks.

Table 6. Accuracy of the answers given for the word analogy tasks by various word embedding models. The bold score shows the best accuracy among all models. The underlined score shows the best correlations among our models.

Model	Parameters			Accuracy
	Algorithm	Window size	Vector size	
1	word2vec	10	150	<u>0.1741</u>
2	GloVe	10	150	0.1041
3	word2vec	20	150	0.1452
4	GloVe	20	150	0.1115
5	word2vec	10	300	0.1710
6	GloVe	10	300	0.1134
7	word2vec	20	300	0.1457
8	GloVe	20	300	0.1179
9	word2vec	10	600	0.1242
10	GloVe	10	600	0.1179
11	word2vec	20	600	0.1157
12	GloVe	20	600	0.1237
Pretrained word2vec	word2vec	-	300	<b>0.6379</b>
Pretrained GloVe	GloVe	-	300	0.5629
WordNet*	-	-	-	-
ConceptNet	-	-	-	0.4223
Shi et al.*	-	-	-	-

\*WordNet and the semantic network of Shi et al.[10] do not represent the semantic units as vectors. Therefore, we could not measure their performances in word analogy tasks.

In general, our TKGs present a low correspondence with general human evaluations in similarity and analogy tasks compared to knowledge databases built on general knowledge sources. This is not a fair comparison, as our model’s training was based on patent data and thus the semantic relevance between terms is more on technical relevance. A crucial future research task is to develop a

benchmark database on the technical relevance between technical terms as evaluated by expert engineers. Among our TKGs, for the pairwise similarity task, TKGs #1 and #5 appear to be superior on average and were both trained by word2vec using a window size of 10, despite different vector sizes of 150 and 300, respectively. For the analogy tasks, TKG #1 clearly performs the best among all alternatives. In this study, we chose TKG #1 for further applications.

## 5. Applications

The TKG as a graph-based system of engineering knowledge elements and their associations can serve as an infrastructure for broad uses and applications in engineering knowledge discovery and retrieval, design and innovation support and knowledge management. For example, the TKG can be used to capture specific technology concepts from raw technical data and discover the relevant knowledge concepts around them according to semantic relations for learning and augmenting design ideation. The semantic relations also enable query prediction and expansion to make technology-related searches or knowledge discovery more intelligent. Such relational information can also aid in the search for solutions to specific engineering design problems or topics. In addition, the TKG can be used to associate different documents on technologies and thus organize unstructured technical data for intelligent knowledge management and retrieval.

To enable wide applications, we have developed a web interface for the public to retrieve terms and their semantic relations from the TKG. The interface can be accessed via the URL <http://www.tkggraph.net>. At this moment, the interface provides four basic functions, as shown in Fig. 7. The first is to retrieve the semantic similarity between two engineering terms. For example, in Fig. 7, “autonomous vehicle” and “obstacle detection” are related, with a semantic relevance value of 0.530. Such term-to-term relevance values can be used by researchers for their own analyses. The second is to retrieve the most relevant terms to a term of interest. The example in Fig. 7 retrieves the top 20 relevant terms to “machine learning” and their similarity values between 0.7 and 0.8. These terms appear to represent closely related concepts to machine learning. Such relevant term retrieval capability is essential for knowledge discovery in searches, ideation, brainstorming or advisory applications. The third is to retrieve a subgraph of the TKG that contains the terms from a given paragraph, in the form

of an adjacency matrix. Our web interface directly visualizes the adjacency matrix for users to easily interpret the relations among terms in the input text, and also provides the matrix data via a CSV file download for one to conduct their own analysis. The example in Fig. 7 also shows the term adjacency matrix based on the short text on “radio technology” from Wikipedia. The last function allows users to acquire a tree-like graph that displays closely related terms to a user-defined root term.

## **6. Discussion and Concluding Remarks**

In this study, we employed NLP techniques that combine statistics and linguistics to process the texts in the complete USPTO patent database, which is probably the largest database of engineering designs and technologies, to create the TKG. The use of the complete patent database as the data source enabled us to retrieve terms for technologies and related knowledge from all technology fields. In turn, the comprehensive technology knowledge graph was able to be utilized for a wide range of applications, such as design concept retrieval, computer-aided ideation aids, search queries, and knowledge management.

This research is limited in a few aspects. The first limitation is that our current methodology does not distinguish nouns, verbs, adverbs and adjectives. An external term identifier module can be utilized for this purpose and enable more specific retrievals. Second, the method used human intervention to detect some patent-specific stop words that are not included in NLTK’s stop-words lists and to remove some noisy terms. There is still a considerable amount of noise and multiple forms of terms (such as classify, classifies, classifying). Such noise can be further reduced via continual human detection efforts and enhanced statistical screening. In addition, the relation between terms is calculated using the cosine in this research. Alternative metrics can be explored for associating vectors.

Technology Knowledge Graph

www.tkgraph.net

### Term-Term Relevance

autonomous vehicle    obstacle detection    **Search!**    Similarity: 0.530

### Most Relevant Terms

machine learning    **Search!**

- training data : 0.799
- classifier : 0.789
- probabilistic : 0.763
- machine learning technique : 0.760
- neural network : 0.754
- training set : 0.744
- bayesian : 0.742
- statistical : 0.740
- predictive model : 0.740
- classification model : 0.735
- supervised learning : 0.723
- learning algorithm : 0.722
- artificial neural network : 0.715
- classification : 0.709
- support vector machine : 0.707
- machine learning algorithm : 0.707
- statistical analysis : 0.706
- training data set : 0.705
- statistical model : 0.703
- support vector : 0.701

### Paragraph to Relevance Matrix

Radio is the technology of using radio waves to carry information, such as sound and images, by systematically modulating properties of electromagnetic waves.

Characters Left: 842

**Calculate & Download!**

	radio	technology	modulating_property	wave	systematically	carry	electromagnetic_wave	electromagnetic	image	modulate	information	carry_information	sound	property	radio_wave
radio	1	0.8	0.7	0.6	0.5	0.4	0.3	0.2	0.1	0.0	0.0	0.0	0.0	0.0	0.0
technology	0.8	1	0.9	0.8	0.7	0.6	0.5	0.4	0.3	0.2	0.1	0.0	0.0	0.0	0.0
modulating_property	0.7	0.9	1	0.9	0.8	0.7	0.6	0.5	0.4	0.3	0.2	0.1	0.0	0.0	0.0
wave	0.6	0.8	0.9	1	0.9	0.8	0.7	0.6	0.5	0.4	0.3	0.2	0.1	0.0	0.0
systematically	0.5	0.7	0.8	0.9	1	0.9	0.8	0.7	0.6	0.5	0.4	0.3	0.2	0.1	0.0
carry	0.4	0.6	0.7	0.8	0.9	1	0.9	0.8	0.7	0.6	0.5	0.4	0.3	0.2	0.1
electromagnetic_wave	0.3	0.5	0.6	0.7	0.8	0.9	1	0.9	0.8	0.7	0.6	0.5	0.4	0.3	0.2
electromagnetic	0.2	0.4	0.5	0.6	0.7	0.8	0.9	1	0.9	0.8	0.7	0.6	0.5	0.4	0.3
image	0.1	0.3	0.4	0.5	0.6	0.7	0.8	0.9	1	0.9	0.8	0.7	0.6	0.5	0.4
modulate	0.0	0.2	0.3	0.4	0.5	0.6	0.7	0.8	0.9	1	0.9	0.8	0.7	0.6	0.5
information	0.0	0.1	0.2	0.3	0.4	0.5	0.6	0.7	0.8	0.9	1	0.9	0.8	0.7	0.6
carry_information	0.0	0.0	0.1	0.2	0.3	0.4	0.5	0.6	0.7	0.8	0.9	1	0.9	0.8	0.7
sound	0.0	0.0	0.0	0.1	0.2	0.3	0.4	0.5	0.6	0.7	0.8	0.9	1	0.9	0.8
property	0.0	0.0	0.0	0.0	0.1	0.2	0.3	0.4	0.5	0.6	0.7	0.8	0.9	1	0.9
radio_wave	0.0	0.0	0.0	0.0	0.0	0.1	0.2	0.3	0.4	0.5	0.6	0.7	0.8	0.9	1

### Term Tree

flying car    **Search!**

Fig. 7: Interface for TKG information retrieval at <http://www.tkgraph.net>



Note that the relation between entities in our TKG only represents their contextual semantic relevance. That is, the strength of the relation between two words depends on how frequently they appear together and how similar their contexts are. In particular, since the TKG is specifically trained based on the patent database, the relational knowledge that it represents does not consider general knowledge that appears in public databases, such as Wikipedia. This kind of technology-related relational knowledge aligns with our interest to create a specialized “ConceptNet” based on technology-related data for engineering and thus might not be easy to comprehend by laypersons or be useful for general-purpose uses. However, as suggested in the analysis of the preliminary evaluation in section 4, a benchmark database on the technical relevance between engineering and technical terms is still lacking. We plan to invite senior engineers, engineering researchers and experts from different engineering domains to provide their evaluations of the similarities and analogies among the representative terms in major energy, materials and information technology domains. Such a benchmark database will be crucial for the evaluation of future versions of TKGs.

In sum, this research is only the first step in building the technology knowledge graph. As new technologies continue to emerge and the patent database continues to grow, the technology knowledge graph will need to be regularly updated. Additionally, the advancement in data science and, particularly, NLP techniques offers new and better techniques to construct the corpus and word embeddings and fine tune the technology knowledge graph (TKG). In turn, the TKG will serve as an infrastructure to enable the development of many new applications of artificial intelligence for engineering design, knowledge management and innovation.

## References

- Ahmed, S., Kim, S., & Wallace, K. M. (2007). A Methodology for Creating Ontologies for Engineering Design. *Journal of Computing and Information Science in Engineering*, 7(2), 132. <https://doi.org/10.1115/1.2720879>
- Alfonseca, E., & Manandhar, S. (2002). An Unsupervised Method for General Named Entity Recognition and Automated Concept Discovery. In *The 1st international conference on general WordNet*.
- Alstott, J., Triulzi, G., Yan, B., & Luo, J. (2017). Mapping technology space by normalizing patent networks. *Scientometrics*, 110(1), 443–479. <https://doi.org/10.1007/s11192-016-2107-y>

- Barba-González, C., García-Nieto, J., Roldán-García, M. del M., Navas-Delgado, I., Nebro, A. J., & Aldana-Montes, J. F. (2019). BIGOWL: Knowledge centered Big Data analytics. *Expert Systems with Applications*, *115*, 543–556. <https://doi.org/10.1016/j.eswa.2018.08.026>
- Bengio, Y., Ducharme, R., Vincent, P., & Jauvin, C. (2003). A Neural Probabilistic Language Model. *Journal of Machine Learning Research*, *3*, 1137–1155.
- Bohm, M. R., Vucovich, J. P., & Stone, R. B. (2008). Using a Design Repository to Drive Concept Generation. *Journal of Computing and Information Science in Engineering*, *8*(1), 014502. <https://doi.org/10.1115/1.2830844>
- Bollacker, K., Evans, C., Paritosh, P., Sturge, T., & Taylor, J. (2008). Freebase : A Collaboratively Created Graph Database For Structuring Human Knowledge. In *2008 ACM SIGMOD international conference on Management of data*. (pp. 1247–1249). ACM.
- Bollacker, K., Tufts, P., Pierce, T., Cook, R., & Francisco, S. (2007). A Platform for Scalable , Collaborative , Structured Information Integration. *Intl. Workshop on Information Integration on the Web (IIWeb '07)*, 22–27.
- Cambridge-MIT Institute Multidisciplinary Design Project. (2006). Multidisciplinary Design Project Engineering Dictionary Version 0.0.2. Retrieved from <http://www-mdp.eng.cam.ac.uk/web/library/enginfo/mdpdatabooks/dictionary1.pdf>
- Chakrabarti, A., Sarkar, P., Leelavathamma, B., & Nataraju, B. S. (2006). A functional representation for aiding biomimetic and artificial inspiration of new ideas. *Artificial Intelligence for Engineering Design, Analysis and Manufacturing: AIEDAM*, *19*(2), 113–132. <https://doi.org/10.1017/S0890060405050109>
- Chau, M., Huang, Z., Qin, J., Zhou, Y., & Chen, H. (2006). Building a scientific knowledge web portal: The NanoPort experience. *Decision Support Systems*, *42*(2), 1216–1238. <https://doi.org/10.1016/j.dss.2006.01.004>
- Djenouri, Y., Belhadi, A., & Belkebir, R. (2018). Bees swarm optimization guided by data mining techniques for document information retrieval, *94*, 126–136. <https://doi.org/10.1016/j.eswa.2017.10.042>
- Dyer, C., Hovy, E., Smith, N. A., Faruqui, M., Dodge, J., Jauhar, S. K., ... Smith, N. A. (2014). Retrofitting Word Vectors to Semantic Lexicons, (i). Retrieved from <http://arxiv.org/abs/1411.4166>
- Fellbaum, C. (2012). WordNet. In *The Encyclopedia of Applied Linguistics*. Hoboken, NJ, USA: John Wiley & Sons, Inc. <https://doi.org/10.1002/9781405198431.wbeal1285>
- Finkelstein, R. L., Finkelstein, L., Gabrilovich, E., Matias, Y., Rivlin, E., Solan, Z., ... Ruppin, E. (2001). Placing Search in Context: The Concept. *ACM Transactions on Information Systems (TOIS)*, *20*(1), 116–131.
- Fu, K., Cagan, J., Kotovsky, K., & Wood, K. (2013). Discovering Structure in Design Databases Through Functional and Surface Based Mapping. *Journal of Mechanical Design*, *135*(3), 031006. <https://doi.org/10.1115/1.4023484>
- Glier, M. W., Mcadams, D. A., & Linsey, J. S. (2018). Exploring Automated Text Classification to Improve Keyword Corpus Search Results for Bioinspired Design, *136*(November 2014). <https://doi.org/10.1115/1.4028167>
- Huang, E. H., Socher, R., Manning, C. D., & Ng, A. Y. (2012). Improving Word Representations via Global Context and Multiple Word Prototypes. In *Proceedings of the 50th Annual Meeting of the*

*Association for Computational Linguistics* (pp. 873–882).

- Juršić, M., Sluban, B., Cestnik, B., Grear, M., & Lavrac, N. (2012). Bridging Concept Identification for Constructing. In *Bisociative Knowledge Discovery* (pp. 66–90). Springer.
- Kay, L., Newman, N., Youtie, J., Porter, A. L., & Rafols, I. (2014). Patent overlay mapping: Visualizing technological distance. *Journal of the Association for Information Science and Technology*, 65(12), 2432–2443. <https://doi.org/10.1002/asi.23146>
- Kim, H., & Kim, K. (2012). Causality-based function network for identifying technological analogy. *Expert Systems with Applications*, 39(12), 10607–10619. <https://doi.org/10.1016/j.eswa.2012.02.156>
- Levy, O., & Goldberg, Y. (2014). Dependency-Based Word Embeddings, 302–308.
- Li, Z., Liu, M., Anderson, D. C., & Ramani, K. (2005). SEMANTICS-BASED DESIGN KNOWLEDGE ANNOTATION AND RETRIEVAL. In *Proceedings of IDETC/CIE 2005 ASME 2005 International Design Engineering Technical Conferences*.
- Li, Z., Raskin, V., & Ramani, K. (2008). Developing Engineering Ontology for Information Retrieval. *Journal of Computing and Information Science in Engineering*, 8(1), 011003. <https://doi.org/10.1115/1.2830851>
- Li, Z., Yang, M. C., & Ramani, K. (2009). A methodology for engineering ontology acquisition and validation, 37–51. <https://doi.org/10.1017/S0890060409000092>
- Luong, Thang and Socher, Richard and Manning, C. (2013). Better word representations with recursive neural networks for morphology. *Proceedings of the Seventeenth Conference on Computational Natural Language Learning*, 104–113. <https://doi.org/10.1007/BF02579642>
- Martinez-Rodriguez, J. L., Lopez-arevalo, I., & Rios-alvarado, A. B. (2018). OpenIE-based approach for Knowledge Graph construction from text. *Expert Systems With Applications*, 113, 339–355. <https://doi.org/10.1016/j.eswa.2018.07.017>
- Mikolov, T., Chen, K., Corrado, G., & Dean, J. (2013). Distributed Representations of Words and Phrases and their Compositionality. In *Advances in Neural Information Processing Systems (NIPS) 26* (pp. 1–9).
- Mikolov, T., Corrado, G., Chen, K., & Dean, J. (2013). Efficient Estimation of Word Representations in Vector Space. *ArXiv*, 1–12.
- Mikolov, T., Yih, W., & Zweig, G. (2013). Linguistic Regularities in Continuous Space Word Representations, (June), 746–751.
- Miller, G. A., Beckwith, R., Fellbaum, C., Gross, D., & Miller, K. J. (1990). Introduction to WordNet: An On-line Lexical Database \*. *International Journal of Lexicography*, 3(4), 235–244. <https://doi.org/10.1093/ijl/3.4.235>
- Mitchell, T., Cohen, W. W., Hruschka, E., Talukdar, P. P., Yang, B., Betteridge, J., ... Welling, J. (2015). Never-Ending Learning. *Communications of the Acm*, 61(1), 2302–2310.
- Mukherjea, S., Bamba, B., & Kankar, P. (2005). Information Retrieval and Knowledge Discovery Utilizing a BioMedical Patent Semantic Web. *IEEE Transactions on Knowledge and Data Engineering*, 17(8), 1099–1110.
- Munoz, D., & Tucker, C. S. (2018). Modeling the Semantic Structure of Textually Derived Learning Content and its Impact on Recipients ' Response States, 138(April 2016).

<https://doi.org/10.1115/1.4032398>

- Murphy, J., Fu, K., Otto, K., Yang, M., Jensen, D., & Wood, K. (2014). Function Based Design-by-Analogy: A Functional Vector Approach to Analogical Search. *Journal of Mechanical Design*, 136(10), 101102. <https://doi.org/10.1115/1.4028093>
- Nobécourt, J. (2000). *A method to build formal ontologies from texts*. EKAU-2000 Workshop on ontologies and text. Juan-Les-Pins, Paris.
- Pennington, J., Socher, R., & Manning, C. D. (2014). GloVe : Global Vectors for Word Representation. In *Proceedings of the 2014 conference on empirical methods in natural language processing (EMNLP)* (pp. 1532–1543).
- Rebele, T., Suchanek, F., Hoffart, J., Biega, J., Kuzey, E., & Weikum, G. (2016). YAGO: a multilingual knowledge base from Wikipedia, Wordnet, and Geonames. In *International Semantic Web Conference* (pp. 1–8). Retrieved from <http://dl.acm.org/citation.cfm?doid=2623330.2623623>
- Reinberger, M., Spyns, P., & Pretorius, A. J. (2004). Automatic Initiation of an Ontology, 600–617.
- Shi, F., Chen, L., Han, J., & Childs, P. (2017). A Data-Driven Text Mining and Semantic Network Analysis for Design Information Retrieval. *Journal of Mechanical Design*, 139(11), 111402. <https://doi.org/10.1115/1.4037649>
- Sosa, R., Wood, K. L., & Mohan, R. E. (2014). Identifying Opportunities for the Design of Innovative Reconfigurable Robotics. In *2nd Biennial International Conference on Dynamics for Design; 26th International Conference on Design Theory and Methodology*. ASME. <https://doi.org/10.1115/DETC2014-35568>
- Speer, R., Chin, J., & Havasi, C. (2016). ConceptNet 5.5: An Open Multilingual Graph of General Knowledge. Retrieved from <http://arxiv.org/abs/1612.03975>
- Speer, R., & Havasi, C. (2012). Representing General Relational Knowledge in ConceptNet 5. In *Proceedings of LREC 2012* (pp. 3679–3686). Retrieved from [http://lrec-conf.org/proceedings/lrec2012/pdf/1072\\_Paper.pdf](http://lrec-conf.org/proceedings/lrec2012/pdf/1072_Paper.pdf)
- Speer, R., & Lowry-Duda, J. (2017). ConceptNet at SemEval-2017 Task 2: Extending Word Embeddings with Multilingual Relational Knowledge. In *Proceedings of the 11th International Workshop on Semantic Evaluation (SemEval-2017)* (pp. 85–89). Stroudsburg, PA, USA: Association for Computational Linguistics. <https://doi.org/10.18653/v1/S17-2008>
- Stopwords, USPTO Full-Text Database. (n.d.). Retrieved June 3, 2018, from <http://patft.uspto.gov/netahtml/PTO/help/stopword.htm>.
- Tan, S. S., Lim, T. Y., Soon, L. K., & Tang, E. K. (2016). Learning to extract domain-specific relations from complex sentences. *Expert Systems with Applications*, 60, 107–117. <https://doi.org/10.1016/j.eswa.2016.05.004>
- Toutanova, K., & Manning, C. D. (2007). Enriching the knowledge sources used in a maximum entropy part-of-speech tagger. In *EMNLP '00 Proceedings of the 2000 Joint SIGDAT conference on Empirical methods in natural language processing and very large corpora* (pp. 63–70). <https://doi.org/10.3115/1117794.1117802>
- World Trade Organization. (1995). *The Agreement on Trade-Related Aspects of Intellectual Property Rights, Section 5, Article 27, Para 1*.
- World Wide Web Consortium. (2014). *RDF 1.1 concepts and abstract syntax*. World Wide Web Consortium.

Yan, B., & Luo, J. (2017). Measuring technological distance for patent mapping. *Journal of the Association for Information Science and Technology*, 68(2), 423–437.  
<https://doi.org/10.1002/asi.23664>