

Critical evaluation of Breit and QED effects on the $3d^9 \ ^2D_{3/2} \rightarrow \ ^2D_{5/2}$ transition energy in Co-like ions.

R. Si,¹ X. L. Guo,² T. Brage,^{3,4,*} C. Y. Chen,^{4,†} R. Hutton,^{4,‡} and C. Froese Fischer¹

¹*Department of Computer Science, University of
British Columbia, Vancouver, Canada V6T 1Z4*

²*Department of Radiotherapy, Changhai Hospital,
Second Military Medical University, Shanghai, China 200433*

³*Division of Mathematical Physics, Department of Physics,
Lund University, 221 00 Lund, Sweden*

⁴*Shanghai EBIT Laboratory, Key Laboratory of Nuclear Physics and Ion-beam Application,
Institute of Modern Physics, Department of Nuclear Science and Technology,
Fudan University, Shanghai, China 200433*

(Dated: June 4, 2019)

Abstract

The multiconfiguration Dirac-Hartree-Fock theory is used to calculate the $3d^9 \ ^2D_{3/2} \rightarrow \ ^2D_{5/2}$ transition energy for Co-like ions with $Z = 28 - 100$. We investigate how electron correlation, frequency-independent and -dependent Breit interaction, as well as QED corrections vary along the sequence. The well understood frequency-independent Breit contribution has the largest contribution for all ions. Among the corrections to this, correlation decreases rapidly with Z , the frequency-dependent Breit contribution is important especially for high- Z ions, and the Self-energy contribution to the QED becomes the largest correction already for $Z > 50$. We evaluate and compare results for the Self-energy in three different approximations, (i) the approach implemented in the GRASP2K package, (ii) the method based on Welton's concept and (iii) a model operator approach recently developed by Shabaev and co-workers. Through comparison with experimental values, it seems that the third set of results have the best agreement with experiments, but the difference from experiments for high- Z ions, is around 0.03%-0.04%, and therefore our results are outside the error bars of the experiments.

* Tomas.Brage@fysik.lu.se

† chychen@fudan.edu.cn

‡ rhutton@fudan.edu.cn

I. INTRODUCTION

In calculation of accurate transition energies for atoms and ions, we are faced with essentially two challenges. First the contribution from electron correlation and, second, the Breit and Quantum-Electrodynamic (QED) effects. If we therefore would like to study the latter accurately in many-electron systems, it is important to choose systems where correlation contributions are small. Recently some of the authors proposed the ground configurations of F-like ($2p^5$) ions for this purpose [1], being what we labeled as a "Layzer-quenched" case. This implies that we predict small contributions from correlation, since the $2p^5 \ ^2P$ represent the only term in its Layzer-complex [2, 3]. In this paper we report on a similar investigation for another Layzer-quenched system - Co-like with a $3d^9 \ ^2D$ ground term.

Co-like systems were recently investigated in an elaborate treatment of correlation using the multiconfiguration Dirac-Hartree-Fock (MCDHF) method [4] with the GRASP2K package [5], giving fine-structure energy splittings of the ground term for $28 \leq Z \leq 100$ [6]. However, in spite of showing excellent agreement with experiment, these calculations were limited for two reasons - first, the Breit interaction was included using the low-frequency limit for the exchanged photon frequency $\omega_{ij} \rightarrow 0$, discarding the frequency-dependent part (see Theory-section below). Secondly, the Self-energy correction (the dominating part of the QED effect for these ions) was only included via the standard approach in GRASP2K, using the hydrogenic results of Mohr et al. [7] and Klarsfeld et al. [8]. In this, the screening effect is included through a screened nuclear charge by taking the overlap integral of the GRASP2K-wavefunction and a hydrogenic wavefunction. It is clear that this approach opens up for improvements, both regarding screening factors and the hydrogenic values. In this paper we therefore put the GRASP2K-standard against two other recently proposed and implemented methods. The Welton interpretation [9] of the Self-energy which was implemented by Lowe et al. [10] in the GRASP2K-package using the latest available hydrogenic values and modifying it to account for finite-nuclear-size effects. At about the same time Shabaev et al. [11, 12] developed a model QED approach to calculate the QED corrections to energy levels in relativistic many-electron atomic systems, which we have imported into the GRASP2K package.

Up to now, the spectral line from the $3d^9 \ ^2D_{3/2} \rightarrow 3d^9 \ ^2D_{5/2}$ transition has only been directly observed for seven of the Co-like ions (Zr^{13+} , Nb^{14+} , Mo^{15+} , Hf^{45+} , Ta^{46+} , W^{47+}

and Au⁵²⁺ [13–15]).

The aim of this work is to compare the importance of different contributions to the ground term fine structure in Co-like ions, as well as comparing different approaches to computing the Self-energy contribution. We will also discuss the possibility to distinguish between the results from different approaches with existing and possible future experimental measurements of this fine structure.

II. CALCULATION

A. Correlation

The MCDHF method implemented in the GRASP2K package starts from a Dirac-Coulomb Hamiltonian H_{DC}

$$H_{DC} = \sum_{i=1}^N (c \boldsymbol{\alpha}_i \cdot \mathbf{p}_i + (\beta_i - 1)c^2 + V_i) + \sum_{i>j}^N \frac{1}{r_{ij}} \quad (1)$$

where $V_i = -\frac{Z}{r_i}$ is the monopole part of the electron-nucleus interaction, r_{ij} the distance between electrons i and j , and α and β are the Dirac matrices. Electron correlation effect is included by expanding our Atomic State Function (ASF) $\Psi(\Gamma P J)$ in a linear combination of Configuration State Functions (CSFs), $\Phi(\gamma_i P J)$

$$\Psi(\Gamma P J) = \sum_{i=1}^M c_i \Phi(\gamma_i P J) \quad (2)$$

where γ_i represents all other quantum numbers needed to uniquely define the CSF. The CSFs are spin-angular coupled, antisymmetric products of Dirac orbitals of the form

$$\phi(\mathbf{r}) = \frac{1}{r} \begin{pmatrix} P_{n\kappa}(r) \chi_{\kappa m}(\theta, \phi) \\ iQ_{n\kappa}(r) \chi_{-\kappa m}(\theta, \phi) \end{pmatrix} \quad (3)$$

The radial part of the one-electron orbitals and the expansion coefficients c_i of the CSFs are obtained in the relativistic self-consistent field (RSCF) procedure. These are followed by a configuration interaction (RCI) approach, where Breit and QED effects are included. This implies that a limitation in the GRASP2K package could be that the effects that are only included in the RCI step do not affect the orbitals, since they are not included in the RSCF procedure. To investigate the importance of this, we went back to the results of a

single-configuration approach (DHF), only including the $3d^9 \ ^2D_{3/2}$ and $3d^9 \ ^2D_{5/2}$ using the GRASP2K code and compared it to results from a B-spline version of a DHF program, DBSR-HF [16], where the differential equations can be replaced by a set of generalized eigenvalue problems. In the latter code there are two options to include the Breit frequency-independent interaction, in the first one, it is added in the final stage as the GRASP2K code does, while in the second one, it is included into orbital optimization.

To represent correlation we start by using an extended version of the method from Guo et al. [6] to include valence and core-valence correlation (where the $3d$ is defined as the only valence subshell). In this we allow for single and double excitations from the $3d$ subshell, as well as single excitation from all core subshells ($3p, 3s, 2p, 2s, 1s$), to an active set of orbitals with $l \leq 5$ and $n \leq 8$, to reach a clear convergence of electron correlation effect. The convergence trend of the energy splittings for the ions of interest here is given in Fig. 1. We can see that the energy splittings for the first 3 ions and the last 4 ions are converged to 0.015% and 0.0025%, respectively. We can conclude, since the correlation is relatively small in the Co-like ions, that the "truncation" uncertainty in the computed fine structure, due to left out correlation, is negligible.

B. Breit Interaction

The Transverse Photon interaction is included in GRASP2K through a standard Hamiltonian, as a correction to order α^2 to the Dirac-Coulomb Hamiltonian included in the RSCF calculation

$$H_{Breit} = - \sum_{i < j}^N \left[\frac{\boldsymbol{\alpha}_i \cdot \boldsymbol{\alpha}_j}{r_{ij}} \cos(\omega_{ij} r_{ij}/c) + c^2 (\boldsymbol{\alpha}_i \cdot \nabla_i) (\boldsymbol{\alpha}_j \cdot \nabla_j) \frac{\cos(\omega_{ij} r_{ij}/c) - 1}{\omega_{ij}^2 r_{ij}} \right] \quad (4)$$

where ω_{ij} is the frequency of the exchanged virtual photon. This reduces to the frequency-independent Breit interaction when $\omega_{ij} \rightarrow 0$ which we will label Breit(0). The remaining and frequency-dependent part, we will label Breit(ω). Breit(0) is the dominating correction to the Dirac-Coulomb results for all ions in the sequence and it is basically well understood how to include it in our calculations. This is not the case for the Breit(ω) part, since the frequency is only representing a physical property for spectroscopic orbitals, i.e. the orbitals $1s, 2s, 2p, 3s, 3p$ and $3d$ that are occupied in the reference term of $3d^9 \ ^2D$. We therefore choose a method where the frequency-dependent contribution is only evaluated between

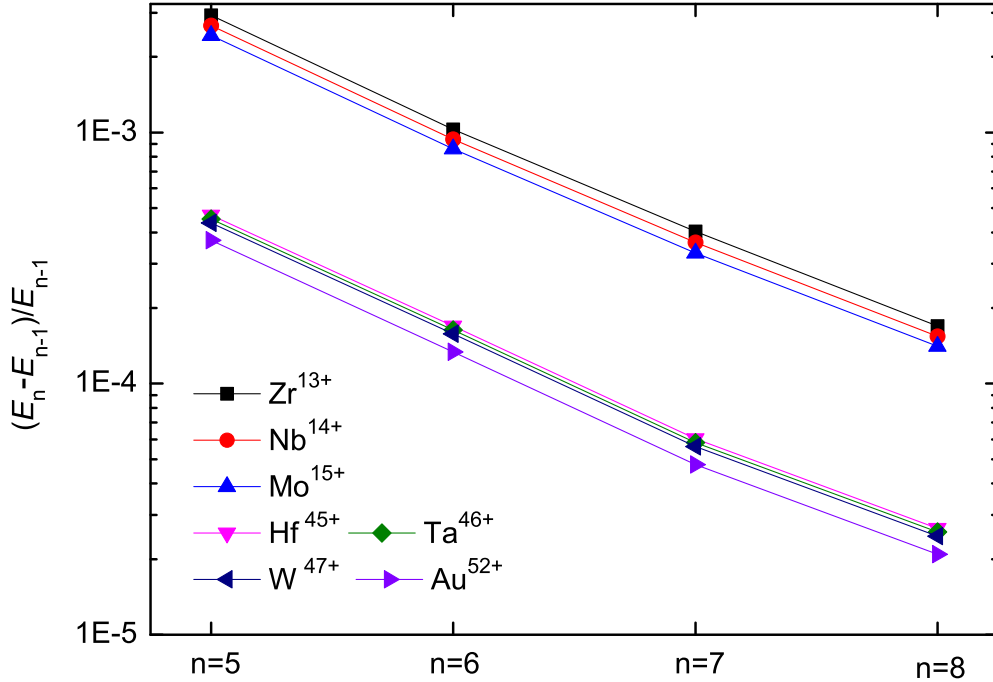


FIG. 1. Convergence of the fine-structure energy as the function of largest n in the active set.

spectroscopic orbitals and put to zero if any others, often labeled correlation orbitals, are involved.

C. QED Correction

There are two contributions to the QED-correction, the Self-energy (SE) and the Vacuum Polarization (VP). For the Co-like ions, the SE dominates for all ions and we will therefore focus our investigation on different approaches to represent it. For the VP-contribution we evaluate the Uehling model potentials together with some higher order corrections [17], as represented by the standard GRASP2K-approach.

In the current GRASP2K package, SE corrections are obtained based on a screened hydrogenic approximation

$$\Delta E_{SE} = \left(\frac{\alpha}{\pi}\right) \frac{\alpha^2 Z^4}{n^3} F(nlj, Z\alpha) \quad (5)$$

where $F(nlj, Z\alpha)$ is a slowly varying function of $Z\alpha$. The total self-energy correction is given as a sum of one electron corrections weighted by the fractional occupation number of the one-electron orbital in the wave function. In the current GRASP2K package, the SE correction was included by relying on the hydrogenic results of Mohr et al. [7] and Klarsfeld et al. [8], the screening effect was included through a screened nuclear charge by taking the overlap integral of the wavefunction and a hydrogenic wavefunction. We will label the original GRASP2K calculation as ‘GRASP2K’.

By updating the GRASP2K program to use the latest available hydrogenic values [18, 19] and modifying it to account for finite-nuclear-size effects [20, 21], Lowe et al. [10] implemented a self-energy screening approximation based on the Welton interpretation [9], it is labeled as ‘Welton’ in the following.

Recently, Shabaev et al. [11, 12] developed a model QED operator which also includes the non-local QED part to calculate the QED corrections for many-electron atomic systems. Two nuclear model types are supported, the point nucleus and the extended nucleus, where we always use the latter. We have included this model operator in the GRASP2K package and the results are labeled ‘Shabaev’.

III. RESULTS

A. Variational Breit

Since a possible limitation of the GRASP2K package is the fact that Breit is not included in the variational RSCF calculation, and therefore do not affect the computed orbitals, but only affect the wave function through the mixing between different states, we compare in Table I the DHF results from the GRASP2K with our DBSR-HF calculations. In the latter the frequency-independent Breit interaction is either computed as in GRASP2K in a non-variation fashion - results labelled B(1) - or included in the variational derivation of the orbitals in the method labelled B(2). It is apparent from Table I that the DHF energy splittings calculated using the GRASP2K code and DBSR-HF B(1) code are in excellent agreement, as expected. The ”variational effect” of the frequency-independent Breit, as manifested by the differences between the B(1) and B(2) options of DBSR ranges from 1 cm^{-1} for Zr^{13+} , to 67 cm^{-1} for Au^{52+} . This is a rough or order of magnitude estimate of the

TABLE I. The DHF energy splittings and the contributions of frequency-independent Breit interaction calculated using the GRASP2K code and DBSR-HF code.

		Zr ¹³⁺	Nb ¹⁴⁺	Mo ¹⁵⁺	Hf ⁴⁵⁺	Ta ⁴⁶⁺	W ⁴⁷⁺	Au ⁵²⁺
GRASP2K	DHF	20841.3	24166.0	27863.0	479335.9	512732.8	547862.1	751681.5
	Breit(0)	-869.3	-973.9	-1086.6	-10161.4	-10731.1	-11324.0	-14658.1
DBSR-HF	DHF	20841.2	24165.8	27862.9	479334.6	512731.4	547860.6	751679.3
	B(1)	-869.3	-973.9	-1086.6	-10161.4	-10731.1	-11324.0	-14658.1
	B(2)	-868.3	-972.7	-1085.1	-10119.8	-10686.4	-11276.1	-14591.1
	δ_{var}	1.0	1.2	1.5	41.6	44.7	47.9	67.0

uncertainty in our DHF calculations, introduced by not including the Breit operator in the RSCF-part of our calculations. It is reasonable to assume that the effect of this will decrease when correlation is included, since some of the effect will be incorporated in the expansion over CSFs. As we will see this variational effect is even for DHF an order of magnitude smaller than contributions from correlation and will therefore not affect the conclusions of this paper.

B. The Self-energy contribution.

As discussed above, we use three different approximations to deal with the SE corrections, based on standard GRASP2K [5], the Welton interpretation [9, 10] and the Shabaev approach [11, 12]. These are compared in Fig. 2, and it is clear that the results based on the Shabaev-method are larger than the GRASP2K results for all ions, and their differences smoothly vary with increasing atomic number. The SE contributions calculated using Welton's concept are also larger than the GRASP2K results for $Z \leq 60$ but then decreases to become smaller for larger Z . There is a significant jump for the differences between these two calculations at $Z = 60$, which is due to the fact that the SE contributions from electrons with $n = 3, 4, 5$ and $5/2 \leq j \leq 9/2$ for $60 \leq Z \leq 110$ were taken from the results of Le Bigot et al. [19], but those for $Z < 60$ were obtained from an extrapolation.

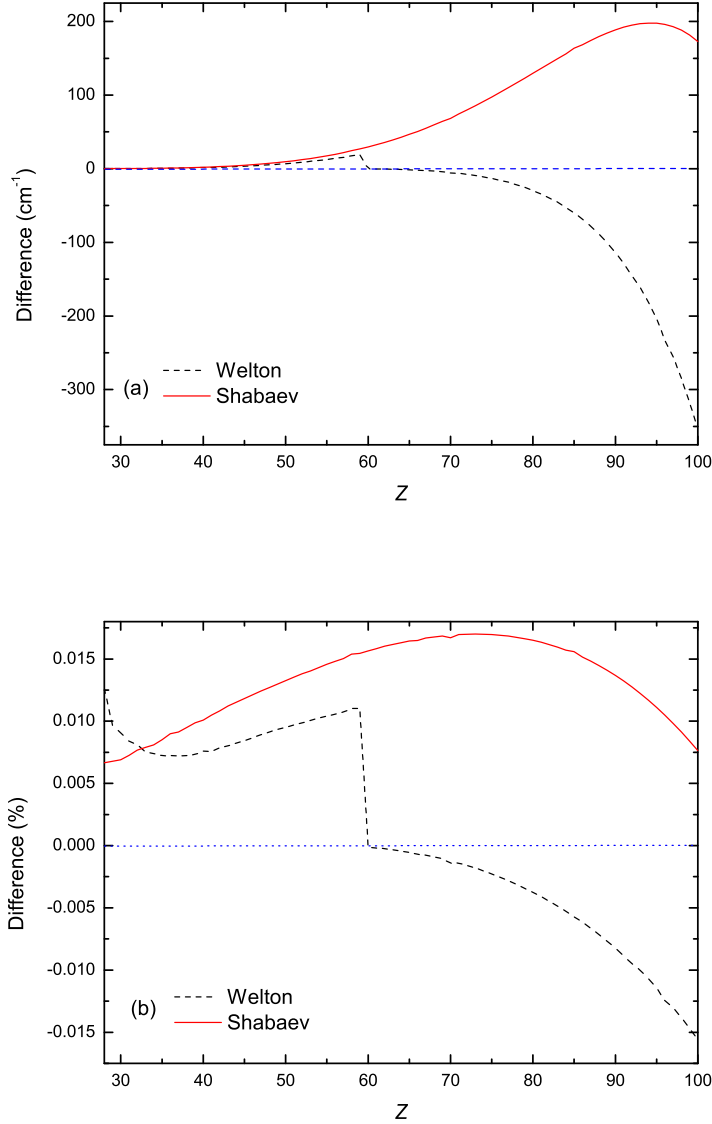


FIG. 2. Differences ((a) in cm^{-1} , (b) in %) in contributions of SE to the energy splittings for Co-like ions from calculations based on Welton's and Shabaev's concepts compared to the original GRASP2K result. For an explanation of the jump in the curve for Welton's method, see section III B. The horizontal lines at 0 represent the GRASP2K results.

C. Contributions to the fine structure.

Table II and Figure 3 present different contributions to the energy splitting for a number of ions, where direct measurements of the fine structure is available. It is clear that Breit(0)

TABLE II. Contributions to the fine structure splittings of the $3d\ ^2D$ term. Breit(0) and Breit(ω) represents frequency-independent and -dependent Breit-interaction, respectively. Self-energy contributions are given for the original GRASP2K method [5] (GRASP2K), according to Welton’s concept [9, 10] (WELTON) and the model operator approach [11, 12] (SHABAEV). The experimental error estimates (δ_{exp}) are from references given in Table III. All results are given in cm^{-1} .

	Zr ¹³⁺	Nb ¹⁴⁺	Mo ¹⁵⁺	Hf ⁴⁵⁺	Ta ⁴⁶⁺	W ⁴⁷⁺	Au ⁵²⁺
Correlation	79.9	83.8	87.9	321.0	333.2	345.6	413.6
Breit(0)	-816.0	-914.0	-1019.4	-9398.1	-9919.6	-10462.0	-13505.5
Breit(ω)	-7.2	-8.5	-10.3	-289.6	-313.0	-337.8	-488.2
SE_GRASP2K	30.9	36.2	42.1	831.3	890.8	953.4	1317.2
SE_WELTON	32.3	37.9	44.2	823.8	881.7	942.5	1292.6
SE_SHABAEV	32.9	38.6	45.0	911.2	976.4	1044.8	1440.2
δ_{exp}	1	5	2	67	76	87	164

represents the largest contribution, followed by Self-energy, for most ions. Since the correlation and Breit(ω) have opposite signs for large Z , and almost cancel each other, these ions are excellent testing ground for the remaining Self-energy contribution.

D. Final results and comparison with experiments.

In Table III and Figure 4 we present the final results for our three different models for Self-energy, compared with experimental observations. For the first three ions, the final results for all models are all within or close to the experimental error bars. However, for the four high- Z ions, none of the three calculations agree with experiment to within the experimental error bar, albeit the Shabaev-method is closest, being lower than the experimental values by 0.03%–0.04%. It is clear that this can not be attributed to correlation, since for these four ions, the convergence of our present calculation is about 25 ppm and the left-out core-core (CC) correlation has an estimated, maximal contribution of only 30 ppm [22].

The final results for the whole isoelectronic sequence with $28 \leq Z \leq 100$ are listed in Table IV. Although except for the 7 ions where direct measurements of the fine structure is available, the active set for $28 \leq Z \leq 42$ is restricted to $n \leq 7, l \leq 5$, while for $43 \leq Z \leq 100$

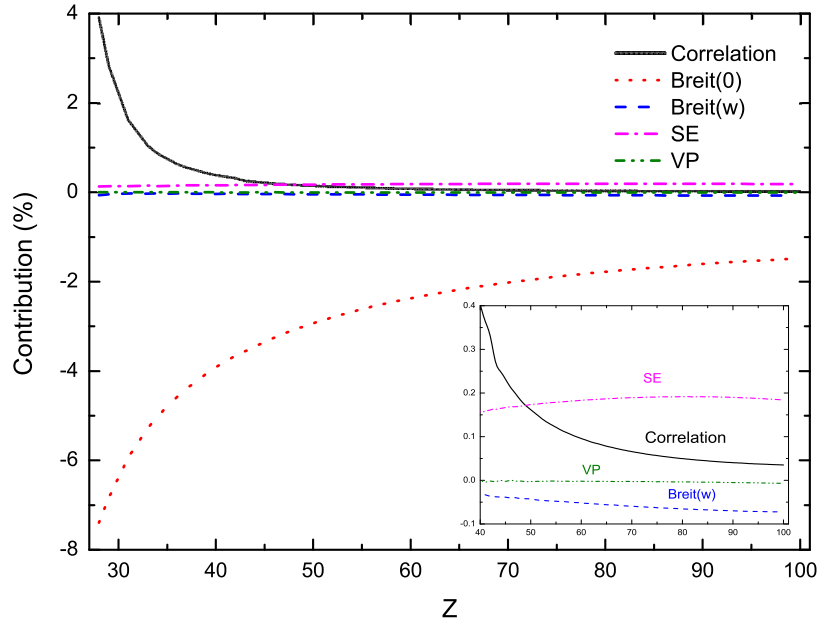


FIG. 3. Contributions from different effects to the fine structure splitting of the ground term in Co-like ion, where Breit(0) represents frequency-independent Breit, Breit(ω) frequency-dependent Breit, SE self-energy and VP vacuum polarization.

is $n \leq 6, l \leq 5$, as shown in figure 1 and our previous paper [6], the convergence of the electron correlation calculations is within 0.01%.

TABLE III. The calculated energy splittings with different treatments of Self-energy (see Table II for explanations of notations) compared with the experimental values from direct observations. The experimental values are from Ref.[23] for Zr^{13+} and Mo^{15+} ; Ref. [13] for Nb^{14+} ; Ref. [14] for Hf^{45+} , Ta^{46+} and Au^{52+} ; Ref. [15] for W^{47+} . All results are in cm^{-1} .

	Zr^{13+}	Nb^{14+}	Mo^{15+}	Hf^{45+}	Ta^{46+}	W^{47+}	Au^{52+}
GRASP2K	20128.5	23362.9	26962.9	470783.1	503705.0	538340.3	739388.8
WELTON	20130.0	23364.6	26965.0	470775.6	503695.9	538329.4	739363.4
SHABAEV	20130.5	23365.3	26965.8	470863.0	503790.6	538431.7	739511.8
EXPT	20131(1)	23369(5)	26967(2)	471054(67)	503956(76)	538590(87)	739810(164)

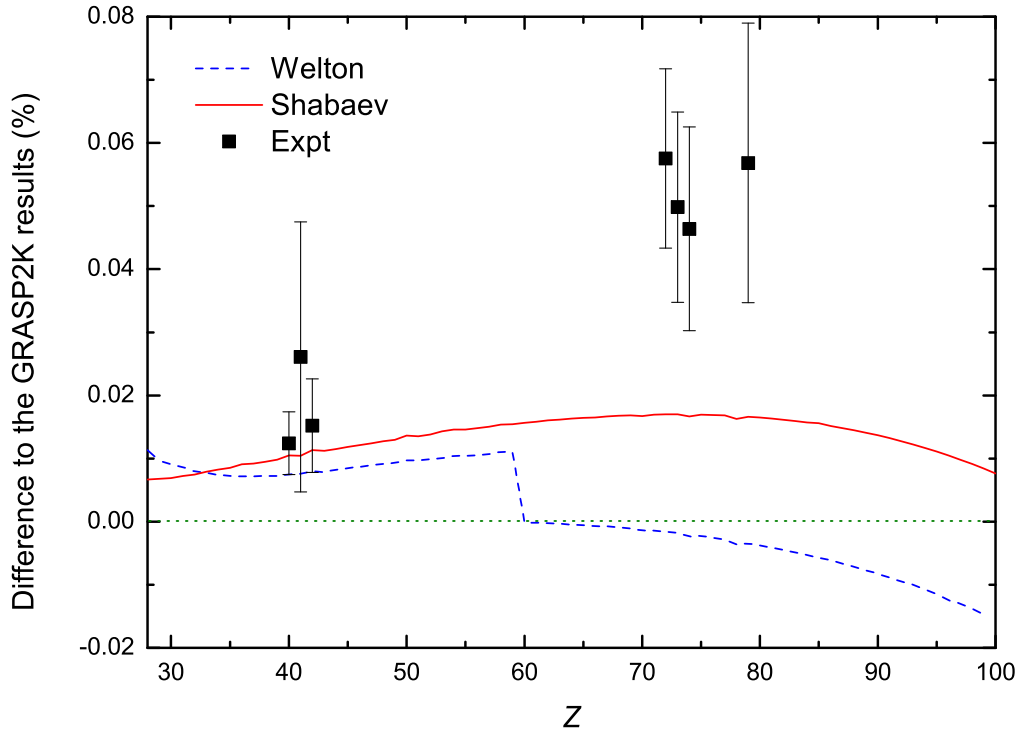


FIG. 4. Comparison of the fine structure energy splittings from direct observations (see text) with the results of the present calculations. The horizontal lines at 0 represents the GRASP2K results.

TABLE IV: Calculated $3d^9\ ^2D_{5/2,3/2}$ fine-structure splittings (in cm^{21}) for Co-like ions with $28 \leq Z \leq 100$. (see Table II for explanations of notations). Results are in cm^{-1} .

Z	GRASP2K	WELTON	SHABAEV	Z	GRASP2K	WELTON	SHABAEV
28	1503.7	1503.8	1503.8	65	283426.6	283425.1	283473.3
29	2068.5	2068.7	2068.7	66	305948.6	305946.4	305999.0
30	2756.8	2757.1	2757.0	67	329792.8	329790.3	329847.8
31	3581.5	3581.9	3581.8	68	355012.3	355009.1	355071.8
32	4558.6	4559.0	4559.0	69	381660.3	381656.3	381724.6
33	5705.5	5705.9	5706.0	70	409792.3	409786.5	409860.7
34	7040.1	7040.7	7040.7	71	439461.4	439455.2	439535.9
35	8581.7	8582.4	8582.5	72	470783.1	470775.6	470863.0
36	10350.1	10350.9	10351.1	73	503705.0	503695.9	503790.6
37	12366.6	12367.5	12367.7	74	538340.3	538329.4	538431.7
38	14652.5	14653.5	14653.9	75	574688.0	574675.0	574785.5
39	17230.6	17231.8	17232.3	76	612931.7	612916.2	613035.3
40	20128.5	20130.0	20130.5	77	653074.9	653056.5	653184.8
41	23362.9	23364.6	23365.3	78	695184.9	695160.1	695298.2
42	26962.9	26965.0	26965.8	79	739388.8	739363.4	739511.8
43	30937.5	30940.0	30941.0	80	785551.5	785521.9	785681.1
44	35347.9	35350.8	35352.0	81	833950.4	833916.0	834086.6
45	40205.7	40209.1	40210.4	82	884589.0	884544.1	884726.7
46	45539.8	45543.8	45545.5	83	937523.3	937477.6	937672.8
47	51381.1	51385.6	51387.4	84	992841.1	992788.6	992997.0
48	57759.8	57765.1	57767.2	85	1050611.4	1050551.4	1050775.0
49	64708.4	64714.4	64716.8	86	1110909.3	1110841.0	1111077.6
50	72259.5	72266.5	72269.4	87	1173814.0	1173736.1	1173988.0
51	80448.0	80455.8	80458.9	88	1239399.4	1239310.8	1239578.8
52	89308.1	89316.9	89320.4	89	1307746.3	1307645.8	1307930.7
53	98876.0	98886.0	98890.2	90	1378937.3	1378823.4	1379126.0

Table IV, (continued)

	Z	GRASP2K	WELTON	SHABAEV	Z	GRASP2K	WELTON	SHABAEV
54	109188.6	109200.0	109204.5	91	1453052.0	1452923.3	1453244.3	
55	120284.7	120297.2	120302.2	92	1530178.5	1530033.3	1530373.6	
56	132202.6	132216.5	132222.1	93	1610396.9	1610235.5	1610593.9	
57	144982.6	144998.1	145004.4	94	1693800.0	1693618.5	1693997.9	
58	158665.7	158683.2	158690.1	95	1780469.7	1780265.9	1780667.2	
59	173294.8	173313.9	173321.6	96	1870500.7	1870267.5	1870696.7	
60	188912.6	188912.4	188942.2	97	1963982.1	1963726.6	1964175.0	
61	205563.7	205563.3	205596.2	98	2061009.1	2060723.8	2061197.3	
62	223293.4	223292.9	223329.2	99	2161672.7	2161354.6	2161854.2	
63	242148.6	242147.8	242187.8	100	2266073.7	2265719.7	2266246.4	
64	262176.8	262175.6	262219.5					

IV. CONCLUSION

In this paper, using the Co-like ions where the correlation effect is small as an example, we investigate the contributions from different physical effects to the ground configuration's fine structure splittings. It shows that the frequency independent Breit contribution $\text{Breit}(0)$ has the largest contribution for all ions, correlation effect decreases fast with Z , the frequency dependent Breit contribution $\text{Breit}(\omega)$ is non-negligible especially for high- Z ions and self energy becomes the largest correction for $Z > 50$.

We estimated the SE correction using three approximation methods and showed that the Model QED operator results labeled Shabaev shows the best agreement with experimental values, but is outside the error bars for high- Z . We argue that this is not due to errors in the correlation treatment or from excluding the Breit operator in the variation RSCF-procedure. The reason could possibly be found in the treatment of the frequency-dependent Breit-interaction, but more likely in the treatment of the Self-energy, which dominates for these ions. Another possibility would be larger uncertainties than stated in the experiments.

It is clear that these systems could be used to probe the method for computing Breit and QED corrections and accurate experiments could distinguish between different compu-

tational approaches.

We recommend that these systems are revisited both experimentally, with larger accuracy in the direct measurements of the fine structure, and in modeling of Breit and QED-effects.

ACKNOWLEDGMENTS

We acknowledge the support from the National Natural Science Foundation of China Grant No. 11674066 and Grant No. 11474069, the Swedish Research Council (VR) under Contract No. 2015-04842 and the Canada NSERC Discovery Grant 2017-03851.

-
- [1] M. C. Li, R. Si, Y. M. Zou, T. Brage, and R. Hutton. Proposal of highly accurate tests of Breit and QED effects in the ground term $2p^5$ of the f-like isoelectronic sequence. *Phys. Rev. A Rapid*, submitted, 2018.
- [2] David Layzer. On a screening theory of atomic spectra. *Annals of Physics*, 8(2):271–296, 1959.
- [3] David Layzer and John Bahcall. Relativistic z-dependent theory of many-electron atoms. *Annals of Physics*, 17(2):177–204, 1962.
- [4] Charlotte Froese Fischer, Michel Godefroid, Tomas Brage, Per Jönsson, and Gediminas Gaigalas. Advanced multiconfiguration methods for complex atoms: I. energies and wave functions. *J. Phys. B*, 49(18):182004, 2016.
- [5] P. Jönsson, G. Gaigalas, J. Bieroń, C. Froese Fischer, and I.P. Grant. *Comput. Phys. Commun.*, 184(9):2197, 2013.
- [6] X. L. Guo, R. Si, S. Li, M. Huang, R. Hutton, Y. S. Wang, C. Y. Chen, Y. M. Zou, K. Wang, J. Yan, C. Y. Li, and T. Brage. Calculations with spectroscopic accuracy for the ground configuration ($3d^9$) forbidden transition in Co-like ions. *Phys. Rev. A*, 93:012513, Jan 2016.
- [7] Peter J. Mohr. Energy levels of hydrogen-like atoms predicted by quantum electrodynamics, $10 \leq z \leq 40$. *Atom. Data Nucl. Data Tables*, 29(3):453 – 466, 1983.
- [8] S. Klarsfeld and A. Maquet. Bethe sums for Lamb shift calculations in higher excited states. *Phys. Lett. B*, 43(3):201 – 203, 1973.
- [9] Theodore A. Welton. Some observable effects of the quantum-mechanical fluctuations of the electromagnetic field. *Phys. Rev.*, 74:1157–1167, Nov 1948.
- [10] J. A. Lowe, C. T. Chantler, and I. P. Grant. Self-energy screening approximations in multi-electron atoms. *Radiat. Phys. Chem.*, 85:118 – 123, 2013.
- [11] V. M. Shabaev, I. I. Tupitsyn, and V. A. Yerokhin. Model operator approach to the Lamb shift calculations in relativistic many-electron atoms. *Phys. Rev. A*, 88:012513, Jul 2013.
- [12] V.M. Shabaev, I.I. Tupitsyn, and V.A. Yerokhin. QEDMOD: Fortran program for calculating the model Lamb-shift operator. *Comput. Phys. Commun.*, 189:175 – 181, 2015.
- [13] M. H. Prior. Forbidden lines from highly charged, metastable ion beams. *J. Opt. Soc. Am. B*, 4(2):144–147, Feb 1987.

- [14] D. Osin, J. D. Gillaspay, J. Reader, and Yu. Ralchenko. Euv magnetic-dipole lines from highly-charged high-z ions with an open 3d shell. *Eur. Phys. J. D*, 66(11):286, Nov 2012.
- [15] Yu. Ralchenko, I. N. Draganić, D. Osin, J. D. Gillaspay, and J. Reader. Spectroscopy of diagnostically important magnetic-dipole lines in highly charged $3d^n$ ions of tungsten. *Phys. Rev. A*, 83:032517, Mar 2011.
- [16] Oleg Zatsarinny and Charlotte Froese Fischer. Dbsr_hf: A b-spline dirac-hartree-fock program. *Comput. Phys. Commun.*, 202:287 – 303, 2016.
- [17] L. Wayne Fullerton and G. A. Rinker. Accurate and efficient methods for the evaluation of vacuum-polarization potentials of order $z\alpha$ and $z\alpha^2$. *Phys. Rev. A*, 13:1283–1287, Mar 1976.
- [18] Peter J. Mohr and Yong-Ki Kim. Self-energy of excited states in a strong coulomb field. *Phys. Rev. A*, 45:2727–2735, Mar 1992.
- [19] Éric-Olivier Le Bigot, Paul Indelicato, and Peter J. Mohr. Qed self-energy contribution to highly excited atomic states. *Phys. Rev. A*, 64:052508, Oct 2001.
- [20] Peter J. Mohr and Gerhard Soff. Nuclear size correction to the electron self-energy. *Phys. Rev. Lett.*, 70:158–161, Jan 1993.
- [21] T. Beier, P. J. Mohr, H. Persson, and G. Soff. Influence of nuclear size on qed corrections in hydrogenlike heavy ions. *Phys. Rev. A*, 58:954–963, Aug 1998.
- [22] X. L. Guo, M. Huang, J. Yan, S. Li, K. Wang, R. Si, and C. Y. Chen. Correlation effects on the fine-structure splitting within the 3d 9 ground configuration in highly-charged co-like ions. *Chin. Phys. B*, 25(1):013101, 2016.
- [23] S. Suckewer, E. Hinnov, S. Cohen, M. Finkenthal, and K. Sato. Identification of magnetic dipole lines above 2000 Å in several highly ionized mo and zr ions on the plt tokamak. *Phys. Rev. A*, 26:1161–1163, Aug 1982.
- [24] Jan Olof Ekberg, U. Feldman, J. F. Seely, C. M. Brown, Joseph Reader, and Nicolo Acquista. 3p63d9–3p53d10 transitions of cobaltlike ions from sr11+ to u65+. *J. Opt. Soc. Am. B*, 4(12):1913–1918, Dec 1987.