

# System Administrators Are Parting Ways With Command Line Interfaces: An Exploratory Study of Firewall Interfaces\*

Artem Voronkov  
*Karlstad University*

Leonardo A. Martucci  
*Karlstad University*

Stefan Lindskog  
*Karlstad University*

## Abstract

A graphical user interface (GUI) is the most common option to interact with computer systems. However, according to the literature, system administrators often lean toward command line interfaces (CLIs). The goal of our work is to investigate which interfaces security experts prefer and which they actually use in their daily tasks. We collected experiences and opinions from 300 system administrators with the help of an online survey. All our respondents are system administrators who work or have worked with firewalls. Our results show that only 32% of the respondents prefer CLIs for managing firewalls, while this figure reaches 60% for GUIs. We report the comparative characteristics regarding the strengths and limitations of the interfaces and for which tasks they are used by the security experts. Based on these results, we make design recommendations for firewall interfaces.

## 1 Introduction

Firewalls are systems that are designed to regulate network traffic and they are often the first line of defense in computer networks. The maintenance and configuration of firewalls is the responsibility of system administrators. System administrators have multiple ways to interact with a firewall, e.g. via a command line interface (CLI), graphical user interface (GUI), application programming interface (API), etc. Although visualization offers an effective way to explore and manage data, the use of GUIs by system administrators is not taken for granted. According to the literature, the main instrument of a system administrator is a CLI [4, 11, 17].

In this paper, we are looking into how system administrators interact with their firewalls. The goal of our study is to get a better understanding of:

- What firewall interfaces do security experts use?
- What firewall interfaces do they prefer?

\*To appear in the proceeding of the fifteenth Symposium on Usable Privacy and Security (SOUPS 2019)

To answer our research questions, we surveyed 300 system administrators and collected their experiences and opinions about utilized firewall interfaces with the help of an online survey. We asked our participants to share what firewall interface they mainly work with (primary interface) and what interface they prefer, which of them are beneficial in what tasks, what strengths and limitations those interfaces have.

Unexpectedly, our results show that 70% of the system administrators work primarily with firewall GUIs, and 60% prefer to use GUIs as the main instrument. The system administrators choose GUIs mainly because of a better visual representation of data, they are easy to create and modify rules with, and they are good for now and then use. Relatively few system administrators have a CLI as a primary and preferred firewall interface—24% and 32%, respectively. The main reasons behind the choice of command line interfaces are their flexibility, efficiency of use, superior functionality and performance—aspects in which GUIs are deficient.

The contributions of our work are as follows:

- We conduct a large online study on preferences of system administrators in regard to firewall interfaces with 300 volunteer participants.
- Using the data gathered, we classify and report the main strengths and limitations of CLIs and GUIs.
- We provide insight into tasks in which the use of a CLI or GUI gives an advantage to a system administrator.
- We give some recommendations for designers and developers of firewall interfaces, taking into account the main problems of the two interfaces.

The remainder of this paper will review related works to our study in Section 2, describe our research methodology in Section 3, and present the results in Section 4. The discussion of findings, limitations and our design recommendations are presented in Section 5. Concluding remarks are given in Section 6.

## 2 Related Work

Despite the fact that GUIs are known to be convenient for the presentation of a large amount of information, their use is limited in the field of system configuration, as pointed out by Mahendiran et al. [12].

Botta et al. [4] and Haber and Bailey [11] report the results of two independent ethnographic studies that describe the routine and activities of system administrators. Haber and Bailey followed the daily work of three system administrators and reported their preference of CLIs over GUIs because of their speed, scalability, reliability, transparency and trustworthiness. These findings are in line with the interviews of Botta et al. involving a dozen IT professionals who report being more comfortable with CLIs than with GUIs, especially because of their versatility. Botta et al. also highlight the reliability problem with GUIs that “*write configuration files that sometimes don’t take effect*” and “*write unnecessary, noisy markup into configuration files.*”

From a study with 101 participants, Takayama and Kandogan [17] report that 65% of the participants are primarily CLI users because CLIs are considered to be more reliable, faster, more robust, trustworthy, and more accurate. Furthermore, the authors point out that trust is critical in the adoption of a technology.

However, system administrators require graphical tools that can facilitate their daily work and make it less error-prone [12]. This is especially relevant to security system administrators, since their work is demonstrated to be more complex [8].

Recent research has sought to leverage the benefits of information visualization in designing interfaces for network security. Shiravi et al. [16] present a survey of visualization systems in network security in general, while Voronkov et al. [20] review papers specifically about firewalls. The authors of both papers identify limitations of existing visualization techniques and suggest future research directions.

Xu et al. [21] argue that “*system configuration becomes a new HCI problem*” and that “*classic interface design principles are not sufficient for system configuration.*” A variety of research works [11, 18, 19, 21] try to address these problems and suggest design principles appropriate for system configuration.

Although interface preferences of system administrators were studied in the literature, this is the first large-scale study with 300 participants that looks into firewall interfaces. Furthermore, we would like to investigate whether there are changes in preferences as more than 10 years have passed since the works of Botta et al. [4], Haber and Bailey [11], and Takayama and Kandogan [17] were published. Another important aspect of our work is the qualitative analysis of the participants’ comments regarding strengths and limitations of firewall interfaces as well as tasks in which these interfaces are superior.

## 3 Methodology

We collected both quantitative and qualitative data about the interaction between system administrators and firewall interfaces with an online survey ( $N = 300$ ). In this section, the methodology and demographics of the participants are provided, while the rest of quantitative data and qualitative results are presented in Section 4.

### 3.1 Survey Details

We collected the data through an online survey, which ran for six weeks from April to June 2018.<sup>1</sup> The survey used *skip logic* (also known as *branch logic* or *conditional branching*) and consisted of up to 14 questions, four of which were open-ended. The close-ended questions required an answer, and we also encouraged the participants to answer the open-ended questions, although they were not mandatory.

The survey consisted of two parts. First, we asked the participants about their interaction with firewalls:

- How much time on average they spend working with firewalls.
- What firewall interface they mainly work with and what interface they prefer.
- What tasks are easier with which firewall interface.
- What strengths and limitations those interfaces have.

Secondly, demographically-related questions were asked, such as age, gender, and expertise.

We kept the survey short in order to minimize respondent fatigue. The survey took on average 177 seconds ( $SD = 106$ ,  $M = 148$ ,  $Q1 = 101$  and  $Q3 = 228$  seconds) of the participants’ time to be answered.

Prior to dissemination, the survey was pre-tested with six users. Based on their feedback, a few questions were slightly altered to eliminate some ambiguity of the wording, although no significant changes were necessary. For wider coverage, the survey was translated from the original (English) language into three other languages (Portuguese, Russian and Swedish) by bilingual speakers.

### 3.2 Recruitment and Participants

The participants for this study were recruited using different channels:

1. System administrators’ forums. The “Sysadmin” subreddit<sup>2</sup> was the one that yielded us the majority of participants. Another contributor was the SysAdmins.ru forum.<sup>3</sup>

<sup>1</sup>The survey is available at: [https://www.soscisurvey.de/firewall\\_interfaces/](https://www.soscisurvey.de/firewall_interfaces/)

<sup>2</sup><https://www.reddit.com/r/sysadmin/>

<sup>3</sup><https://sysadmins.ru/>

Table 1: Participant demographics ( $N = 300$ ).

|  | Metric                          | Participants |
|--|---------------------------------|--------------|
| Age  | 18-24                           | 34 (11.3%)   |
|  | 25-34                           | 142 (47.3%)  |
|  | 35-44                           | 86 (28.7%)   |
|  | 45-54                           | 25 (8.3%)    |
|  | 55-64                           | 9 (3.0%)     |
|  | Prefer not to answer            | 4 (1.3%)     |
| Gender   | Female                          | 3 (1.0%)     |
|  | Male                            | 285 (95.0%)  |
|  | Other                           | 1 (0.3%)     |
|  | Prefer not to answer            | 11 (3.7%)    |
| Time per week (on average) spent on managing firewalls | <1 hour/week                    | 106 (35.3%)  |
|  | 1-4 hours/week                  | 117 (39.0%)  |
|  | 5-8 hours/week                  | 35 (11.7%)   |
|  | 9-12 hours/week                 | 11 (3.7%)    |
|  | 13+ hours/week                  | 21 (7.0%)    |
|  | Don't directly manage firewalls | 10 (3.3%)    |
| Experience as system administrator                     | <1 year                         | 6 (2.0%)     |
|  | 1-3 years                       | 46 (15.3%)   |
|  | 4-6 years                       | 64 (21.3%)   |
|  | 7-9 years                       | 39 (13.0%)   |
|  | 10+ years                       | 145 (48.3%)  |
| Proficiency with firewalls                             | Basic knowledge                 | 20 (6.7%)    |
|  | Intermediate                    | 114 (38.0%)  |
|  | Advanced                        | 114 (38.0%)  |
|  | Expert                          | 52 (17.3%)   |
| Language   | English                         | 256 (85.3%)  |
|  | Portuguese                      | 7 (2.3%)     |
|  | Russian                         | 21 (7.0%)    |
|  | Swedish                         | 16 (5.3%)    |

2. System administrators' mailing lists. We contacted several system administrators from our professional networks and asked them to distribute the survey via system administrators' mailing lists of which they are members.

Out of 516 participants that started our online survey, 303 completed it (ca. 59% completion rate). After the quality check, three participants were removed, since they filled out nonsensical answers. Table 1 summarizes the demographics for the remaining 300 participants. Our sample is heavily skewed due to specificity of the target audience (the percentage of female system administrators is known to be very low [3]) and the recruitment method. A majority of the participants (approximately 80%) were recruited via the "Sysadmin" subreddit, which led to the sample being more male (only 7.5% of this subreddit members are females [5]) and younger than the general population owing to the demographics of Reddit users [15]. All participants were volunteers and no financial compensation was offered.

### 3.3 Survey Data Analysis

The data were analyzed with a content analysis approach. With this approach, it is possible to analyze data qualitatively and at the same time quantify it [10].

Two of the authors worked independently and coded participants' responses to the open-ended questions using NVivo.<sup>4</sup> After they completed the first coding procedure, the authors met, discussed their codes, consolidated them and formed a final codebook, which consisted of 231 codes (see Section 6).

The inter-rater reliability, Cohen's kappa, for the final codes was 0.79, indicating excellent agreement between the coders [6]. The cases where the coders varied in the final codes were resolved by the first author, who examined respondents' answers and assigned a more appropriate code.

### 3.4 Ethical Considerations

The survey was carried out in accordance with the Swedish Ethical Review Act [1] and the Good Research Practice guidelines from the Swedish Research Council [2]. Neither sensitive personal data was collected nor mental or physical intervention took place, therefore no explicit ethical approval was required in this study. The following precautions were taken into consideration to ensure that the participants were treated ethically and with respect:

- The participants provided informed consent before starting the survey. The informed consent form stated the purpose of the study, its approximate duration, our commitment to confidentiality and their rights as participants, including the right to withdraw from the study at any point in time.
- Only (the minimal) necessary personal data (see Table 1) were collected.
- No sensitive personal data were collected.

## 4 Results

We describe the survey results by providing both quantitative and qualitative data in Sections 4.1–4.2. In Section 4.3 we report about the suitability of firewall CLIs and GUIs for different tasks.

### 4.1 Quantitative Data

70% of the participants in our survey are primarily firewall GUI users, and 60% prefer GUIs to text-based interfaces when needing to deal with a firewall (see Table 2). A significant part of the system administrators polled primarily work with textual interfaces (CLI – 24% and API – 2%) and even more respondents prefer to use them as their main interface – 32%

<sup>4</sup><https://www.qsrinternational.com/nvivo/home>

Table 2: Relation between primary and preferred firewall interfaces based on the answers from our survey.

|                   |       | Preferred interface |             |           |           | Total        |
|-------------------|-------|---------------------|-------------|-----------|-----------|--------------|
|                   |       | CLI                 | GUI         | API       | Other     |              |
| Primary interface | CLI   | 61                  | 7           | 3         | 2         | 73 (24.3%)   |
|                   | GUI   | 30                  | 169         | 4         | 6         | 209 (69.7%)  |
|                   | API   | 0                   | 1           | 4         | 0         | 5 (1.7%)     |
|                   | Other | 4                   | 2           | 0         | 7         | 13 (4.3%)    |
| Total             |       | 95 (31.7%)          | 179 (59.7%) | 11 (3.6%) | 15 (5.0%) | 300 (100.0%) |

Table 3: Relation between firewall proficiency and preferred firewall interfaces based on the answers from our survey.

|             |                 | Preferred interface |             |           |           | Total        |
|-------------|-----------------|---------------------|-------------|-----------|-----------|--------------|
|             |                 | CLI                 | GUI         | API       | Other     |              |
| Proficiency | Basic knowledge | 5                   | 14          | 0         | 1         | 20 (6.7%)    |
|             | Intermediate    | 30                  | 72          | 2         | 10        | 114 (38%)    |
|             | Advanced        | 43                  | 65          | 5         | 1         | 114 (38%)    |
|             | Expert          | 17                  | 28          | 4         | 3         | 52 (17.3%)   |
| Total       |                 | 95 (31.7%)          | 179 (59.7%) | 11 (3.6%) | 15 (5.0%) | 300 (100.0%) |

and 4% for CLIs and APIs, respectively. The option *Other* indicates system administrators that use either a combination of the aforementioned interfaces or another type of firewall interface.

Based on our data, there might be a connection between the system administrators’ proficiency with firewalls and the interface that they prefer to utilize. Table 3 shows that the higher the firewall expertise of the respondents, the lower the percentage of use of GUIs. 70% of the system administrators with a basic knowledge of firewalls prefer GUIs to any other interface, while this holds true for only 54% of the firewall experts.

## 4.2 Qualitative Data

The thoughts and opinions of the system administrators received during our online survey were coded and grouped according to the following principles: 1) the type of interface: CLI, GUI, API or other; 2) the type of comment: positive, negative, neutral. For the convenience of presenting the strengths and limitations of the interfaces, we categorized the codes as follows:

- We began classifying our codes according to the 10 usability heuristics introduced by Nielsen [14] (see Table 4).
- Since not all codes were about usability, some of them did not fall into any of the ten categories and were further classified according to the ISO/IEC 25010 [7]—a standard that defines systems and software quality models (see Figure 1). It includes aspects that are not covered by Nielsen’s usability heuristics, such as *security* and *reliability*. Regarding *usability*—ISO standard comprises

*appropriateness recognizability, learnability, operability, and accessibility*—aspects that are not covered by Nielsen’s usability heuristics.

- All remaining codes fell within the *Other* category.

Since the number of respondents who work with API or other interfaces is relatively small, we do not report those results in this paper.

Strengths and limitations of CLIs and GUIs (see Figures 2–5) are discussed in more detail in Sections 4.2.1–4.2.4. In each subsection, we examine the categories that cover 80% of all coding references, starting from the most popular ones. Note that subsections have different total number of coding references, and not all codes in each category are discussed in detail.

### 4.2.1 CLI Strengths

CLIs, according to our respondents, have a number of strengths (the total number of coding references is 309):

1. *Flexibility and efficiency of use* (34.3%, 106 coding references). Several respondents (64 coding references) noted the *possibility of automation* as a strength of CLIs: “CLIs are good targets for automation, even if the only thing you can do is bash scripting.” In general, *user efficiency* was mentioned 42 times. One respondent stated: “CLIs have a high signal-to-noise ratio, and are therefore preferable to everything else.”
2. *Functional suitability* (20.1%, 62 coding references). The *superior functionality* of CLIs was mentioned 37 times by the system administrators: “100% coverage of all firewall functionality supported by the OS kernel,

Table 4: Nielsen's usability heuristics [14].

| Heuristics  | Short explanation  |
|---|--|
| Visibility of system status   | The system should always keep users informed about what is going on.   |
| Match between system and real world   | The system should speak the users' language. Information should appear in a natural and logical order.   |
| User control and freedom  | Users need a clearly marked emergency exits. The system should support undo and redo.  |
| Consistency and standards   | Users should know whether different words, situations, or actions mean the same thing. The system should follow platform conventions.                  |
| Error prevention  | The system should eliminate error-prone conditions or check for them and present users with a confirmation option before they commit to the action.    |
| Recognition rather than recall  | The system should minimize the user's memory load. Instructions for use of the system should be visible or easily retrievable whenever appropriate.    |
| Flexibility and efficiency of use   | The system should have accelerators that can speed up the interaction for the expert user so it can cater to both inexperienced and experienced users. |
| Aesthetic and minimalist design   | Dialogues should not contain information that is irrelevant or rarely needed.  |
| Help users recognize, diagnose and recover from errors (we refer to it as assistance with errors) | The system should explain error messages in plain language, precisely indicate the problem, and constructively suggest a solution.                     |
| Help and documentation  | Any system information should be easy to search, focused on the user's task, list concrete steps to be carried out, and not be too large.              |

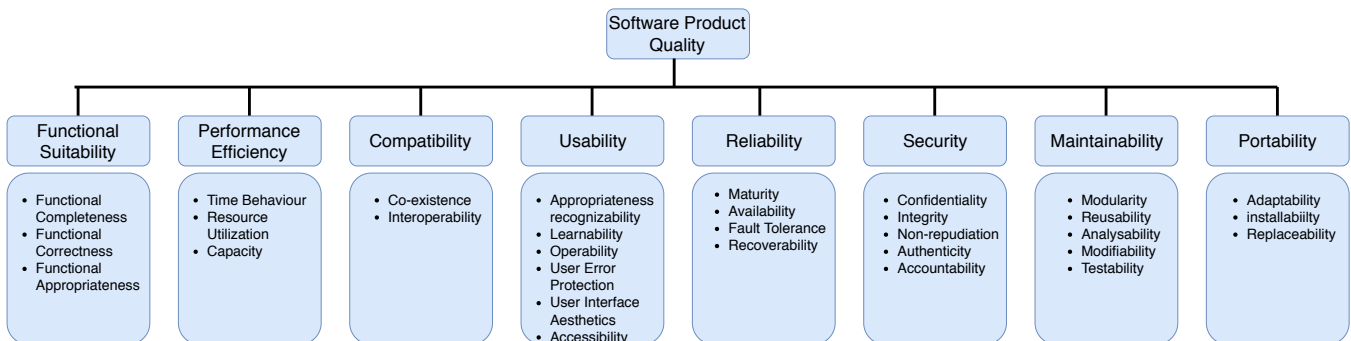


Figure 1: The software quality model ISO/IEC 25010 [7].

unlike GUIs and APIs.” Other useful features of the interface, e.g. “ability to copy/paste and work with configs offline,” were stated 16 times.

3. *Performance efficiency* (7.1%, 22 coding references). The system administrators noted the superior *speed of operation* of CLIs (22 references), commenting “[CLI] uses zero system resources” and “it is faster and does not take 5 minutes to load.”
4. *Visibility of system status* (6.8%, 21 coding references). *Transparency* was mentioned 21 times as an important positive characteristic of CLIs: “With a CLI, you know exactly what the firewall is doing.”
5. *Usability* (6.5%, 20 coding references). According to 12 system administrators, a user has *full control* with a firewall CLI: “I do not see any reasonable way to be sure a firewall is doing the right thing without using a CLI.” Seven other respondents stated the advantages of managing a firewall with a CLI: “Properly used, CLI is by far the best method to manage any system.”
6. *Reliability* (5.2%, 16 coding references). Our respondents characterized CLIs as: *reliable* – “... there is lower incidence of random issues with the UI”; *highly available* – “I can do the same task via SSH connection or even a KVM if the whole network is down. Can do that via smartphone if I must.”; capable of being easily restored from a backup – “Backing up and restoring configurations easily through text files.”; etc.

#### 4.2.2 CLI Limitations

The main CLIs limitations noted by our respondents are the following (the total number of coding references is 86):

1. *Match between system and the real world* (25.6%, 22 coding references). The main problem that was referenced 19 times is a *long learning curve*. System administrators shared that “CLI may be scary/overwhelming for a beginner/untrained” and “There is typically a slightly higher learning curve associated with CLI, which can often be discouraging to unexperienced users.”
2. *Usability* (25.6%, 22 coding references). There are two codes that were referenced more than any others: *CLI is not easy to use* (8 times); and *inconvenient data representation* (7 times). Two respondents stated: “The CLI is not capable of representing all the firewall rule data in a clean and easy to read format.” and “CLIs are terrible at generating visual information comprehensible by non-experts...” Regarding ease of use, one system administrator wrote that “Ease of use is a definite issue [of CLI].”
3. *Recognition rather than recall* (11.7%, 10 coding references). The facts that CLIs are *unintuitive* and *less educational* were mentioned 7 and 3 times, respectively. CLIs “may be less intuitive than other interfaces” and “you can’t click your way around it in an attempt to figure it out.”
4. *Error prevention* (9.3%, 8 coding references). Both typographical and logical *errors* were named 8 times by the respondents. One system administrator wrote that it is “much easier to cause catastrophic failure quickly and effectively” with a CLI.
5. *Functional suitability* (9.3%, 8 coding references). The absence of some *auxiliary functionality* was noted by 8 respondents. A CLI “has no Ctrl+F [searching] feature.”

#### 4.2.3 GUI Strengths

GUIs have several strengths (the total number of coding references is 586):

1. *Usability* (40.3%, 236 coding references). GUIs, in general, are known to be user-friendly. Visual representation of data provides a *better understanding and/or overview* of a firewall configuration, according to 124 coding references. One respondent shared with us that “it [GUI] allows me to have a better understanding of a firewall’s configuration while having that information displayed in a more organized manner when compared to a CLI.” The system administrators also stated that GUIs are *easy to use* (49 times), *easy to create and modify rules with* (35 times), *good for people that struggle to work with text* (6 times).
2. *Functional suitability* (20.5%, 120 coding references). The system administrators wrote that GUIs are *excellent for variety of tasks*, e.g. monitoring, logging, reporting. Another strong aspect of a GUI is an ability to *display additional information*, such as graphs and statistics. The total number of references in this category is 120.
3. *Recognition rather than recall* (14.2%, 83 coding references). Being *easy to navigate in*, GUIs are an irreplaceable tool for *now and then use* (44 coding references). A system administrator shared: “Because of my responsibilities as a general sysadmin [system administrator], management of the firewall takes up only a small part of my time and having using the GUI for management means that I don’t have to remember CLI commands.”
4. *Flexibility and efficiency of use* (7.7%, 45 coding references). *User efficiency* was named 20 times as a strength of GUIs “Makes it faster than using CLI to edit basic things on a firewall ...”, “It just gives me a quicker and



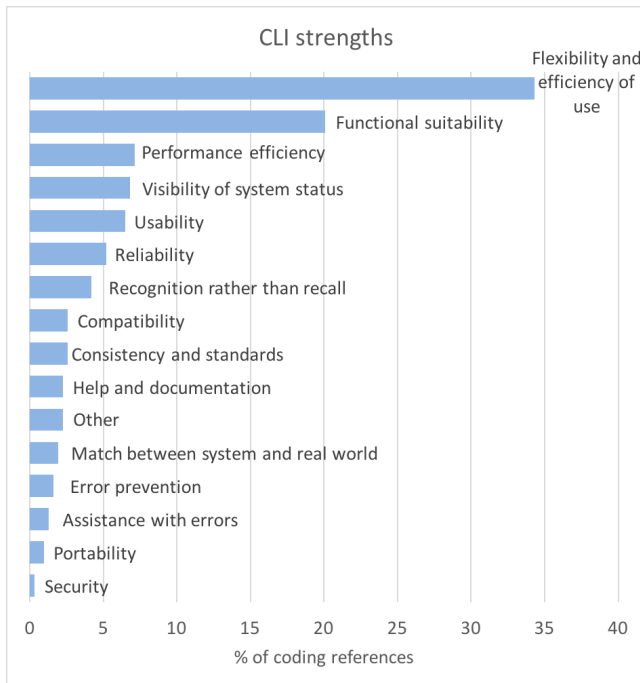


Figure 2: Classification of CLI strengths mentioned by our respondents. Total number of coding references is 309.

*more visual grasp on what I'm doing. Point, click, move on...*, etc.

#### 4.2.4 GUI Limitations

Although the majority of our respondents prefer to use GUIs to other alternatives, several serious limitations of GUIs were named (the total number of coding references is 406):

1. *Flexibility and efficiency of use* (30.8%, 125 coding references). A *lack of automation* and, in general, a *slow interaction* with the interface were stated 102 times. This makes GUIs less useful for experts. One system administrator wrote: *"We are at a very bad time for GUI firewalls, because experts are the only ones who can effectively scale the workloads demanded of the modern IT infrastructure, and GUIs are almost useless for most experts in that regard."*
2. *Functional suitability* (13.8%, 56 coding references). According to 56 participants, *reduced functionality* of GUIs is a serious issue – *"[GUI is] missing a lot of features/settings, so that you have to use CLI to make changes."*
3. *Match between system and the real world* (9.4%, 38 coding references). Since GUIs are an *additional layer of abstraction*, the user may lack a deeper understanding of his/her actions (30 references). A system administrator

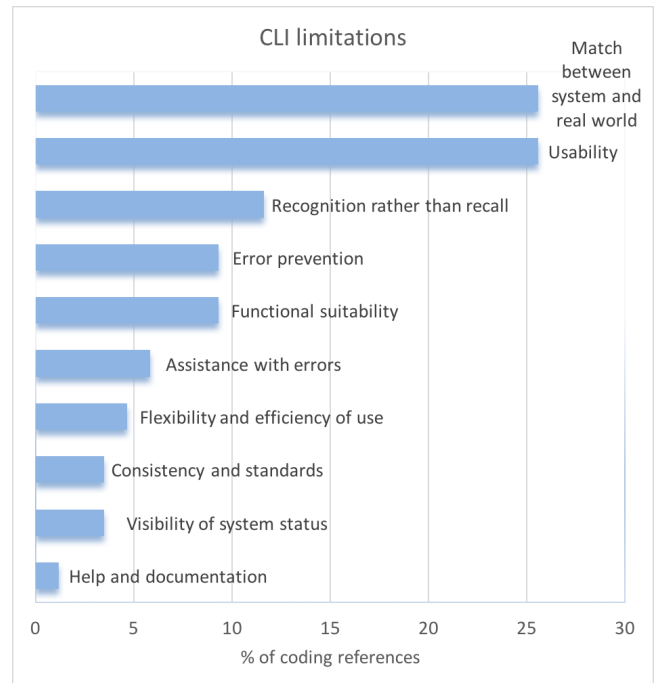


Figure 3: Classification of CLI limitations mentioned by our respondents. Total number of coding references is 86.

formulated a drawback of GUIs as *"a lack of knowledge for the underlying system you're working on."* Another problem, which was named 6 times, is that GUIs may generate less understandable configuration files – *"GUIs do not always generate configs that make logical/visual sense to a human."*

4. *Performance efficiency* (8.4%, 34 coding references). GUIs are very *demanding* in terms of *system resources* and for this reason are usually very *slow* (34 references) – *"GUIs take more overhead to display and run, which may draw away from a firewall's processing power."*
5. *Other* (8.4%, 34 coding references). The system administrators stated a number of problems. The facts that GUIs *require additional software/hardware* and they are *platform/browser dependent* were mentioned 12 times each. Two participants shared that *"A software client can be needed which may not always be accessible..."* and *"Depending on browser it can be a horrible experience (slow, unresponsive, thus can cause issues with click being registered late or not at all)."* A few more issues, such as GUIs are *difficult to document* (5 references) – *"Unlike CLIs, documenting a GUI is mostly useless and defeats most of the purpose of a GUI."* and *unavailability* for a particular firewall (3 references) – *"I currently do not have a firewall which supports GUI..."*, were mentioned by the system administrators.
6. *Aesthetic and minimalist design* (5.9%, 24 coding ref-

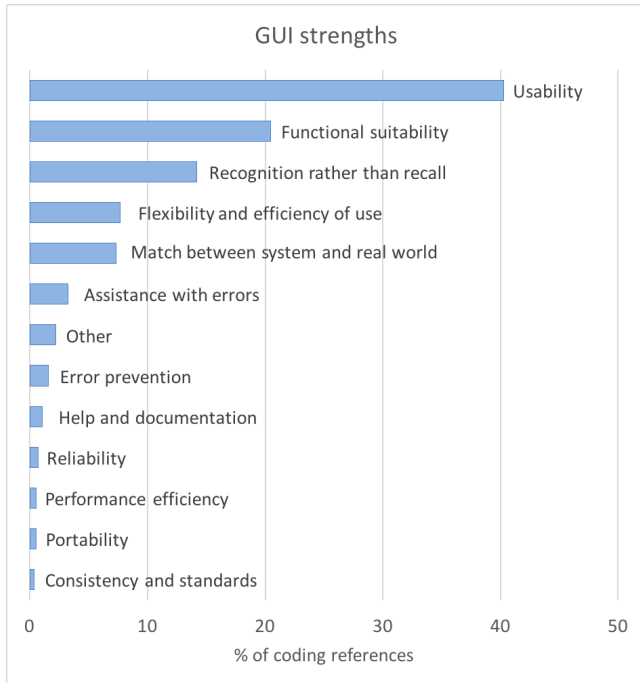


Figure 4: Classification of GUI strengths mentioned by our respondents. Total number of coding references is 586.

ences). The respondents encountered *badly designed* GUIs (16 references) – “... some [GUIs] are horribly designed so it is hard to figure out how to do what you want to do.” Eight system administrators noted the problem of an *interface beauty and functionality trade-off* – “Most [G]UIs are either poorly laid out making them difficult to use or are too user-friendly and don’t have all settings available.”

7. *Reliability* (5.4%, 22 coding references). The respondents mentioned *reliability* issues (22 times) with GUIs – “They can crash and become unresponsive, sometimes you can’t tell if its processing a new config/update or if it is locked up.”

### 4.3 Suitability for Different Tasks

In addition to the strengths and limitations of firewall CLIs and GUIs, the system administrators shared with us which interface is most suitable for each task.

All use cases associated with entering many similar rules on one computer or bulk changes on several computers at once require the use of a CLI. Also, non-standard tasks, in which, for example, rules with a set of advanced options are necessary, are more easily solved with the CLI, according to the respondents. One system administrator stated:

*“GUIs and APIs are terrible at handling special cases and rarely expose the underlying command structure prop-*

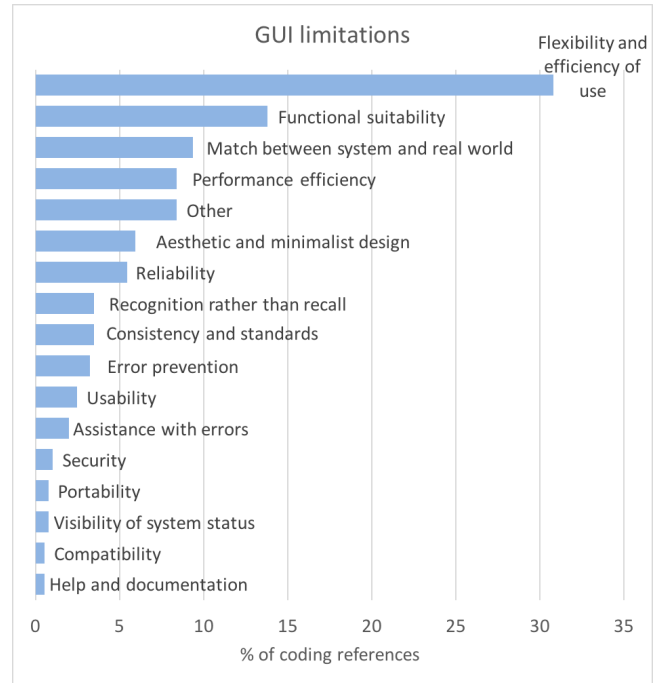


Figure 5: Classification of GUI limitations mentioned by our respondents. Total number of coding references is 406.

*erly (they always create a monopoly on how things are done). With CLIs, it’s usually a straightforward process to use the underlying commands and kernel modules directly (iptables and netfilter on Linux).”*

Firewall GUIs are preferable in more tasks, according to the system administrators polled. The most frequently mentioned use case, in which the use of a GUI is beneficial, is the creation of individual rules and building entire configurations. One respondent commented:

*“The more complicated a task is the more important a GUI becomes. Who wants to set complex web proxy configuration options via CLI? Let’s say I want to proxy students, teachers, and administrators in a school differently. Let’s start with just http request options for request headers, allowed auth[entication] methods, DLP scanning for HTTP POST etc. Imagine the difference between clicking checkboxes and dropdown menus vs trying to type all this out via CLI with some reference manual ...”*

Another task that is easier performed in GUIs is viewing and inspection of firewall rules and policies. GUIs usually have an option to link objects with rules, which allows to see the *bigger picture*.

*“Looking at and working with firewall rules is a great example of where CLI is not a good option. The CLI is not capable of representing all the firewall rule data in a clean and easy to read format. It is much easier on GUI.”*



Monitoring is another use case, in which the system administrators decide to use GUIs. GUIs provide the ability to view connection statistics, monitor traffic flows through real-time graphs, etc. and therefore are preferred. The system administrators also tend to choose a GUI when there is a need to change the order of rules in a rule set.

## 5 Discussion

The collected quantitative data gives insight into the usage of different firewall interfaces that is very different from what has so far been published in the literature. We observed a significant shift towards the use of GUIs, although CLIs have been widely utilized by system administrators in the recent past [17]. There are three possible explanations for this shift.

The first is in the case of security tools, in particular firewalls, designers try to follow the design principles formulated for system administration tools. Our participants confirmed that firewall GUIs implementations are improving. One system administrator shared:

*“Decades of GUI development - 2D mouse and keyboard with keyboard shortcuts interface, instead of a serial text in/out of a classic CLI. More available and powerful searching and sorting and filtering of information, discoverability of available commands, visual / graphical possibilities of a large and high-res screen.”*

The second possible reason is that the number of system administrators has significantly increased, including people with a limited technical expertise, as described by Xu et al. [21]. The statement about less experienced system administrators is not valid for our data sample, since 83% of the respondents have worked more than three years as system administrators (see Table 1).

The third possible reason is that there are many system administrators who are not security experts, but rather general purpose system administrators. As we can see from the same Table 1, 74% of the respondents spend not more than 4 hours per week managing firewalls. They are, therefore, most likely general purpose system administrators, and this explains their reluctance to work with firewall CLIs that are less usable, require more learning time and prone to errors, according to our participants. Our data showed that 57% of the system administrators who spend less than an hour per week interacting with a firewall primarily use GUIs (37% CLIs), and among the system administrators who work with firewalls 1–4 hours a week this figure reaches 83% (13% for CLIs).

Our qualitative data show that GUIs are less preferable by experts compared to system administrators with a less firewall proficiency. The respondents noted that GUIs are not that useful for experts, since they severely restrict the user with limited functionality, low operation speed and low user interaction efficiency due to the lack of automation capabilities.

Another feature that we noticed when analyzing the data from the survey is that our respondents’ preference for one of the interfaces does not always depend on their strengths or limitations. Sometimes system administrators are more comfortable with a CLI or GUI simply because they familiarized themselves with this interface first. One respondent stated:

*“I’m old school and there was no GUI back in the day, so it [CLI] is more comfortable for me.”*

Another possible reason is that system administrators do not always have experience with other interfaces and therefore cannot objectively compare their strengths and limitations.

### 5.1 Limitations

One of the limitations of our study is that most of the respondents were recruited through online forums of system administrators. Since the survey participants were volunteers, there is a self-selection bias that leads to the sample being not fully representative. For instance, the majority of our respondents turned out to be general system administrators.

Secondly, the study was conducted online and we could not observe the participants answering the questions. Moreover, some of the answers were ambiguous, so we had to interpret them, which could lead to a distortion of the meaning that the respondent had originally intended. For example, the comment “slow” can refer both to the speed of operation of the software and to the speed of interaction between the user and the interface. There is also a possibility for questions to be misunderstood or misinterpreted by the participants. Additionally, self-report surveys have several common limitations [9], such as social desirability bias and acquiescence response.

We mitigated the limitations by carefully thinking through the design of the survey, pretesting it with several participants, making it anonymous so that people could answer honestly, and short to minimize respondent fatigue.

### 5.2 Design Recommendations

Our survey identified some problems of both CLIs and GUIs that need to be taken into account. We are going to give some design recommendations to CLIs and GUIs, as well as discuss the benefits of combining these two interfaces into one.

As one respondent noted:

*“CLI interfaces are not usually as forgiving as other interfaces. If you are not paying attention, the slightest typo could cause large issues.”*

Our recommendation is to have a verification of commands when a user types something in to prevent errors in the firewall configuring process.

Secondly, since CLIs have quite a long learning curve, an assistance in writing rules for less experienced system administrators is necessary. Providing a knowledge base of

examples of rules can be a good way, since respondents noted that

*“It may be difficult to compose rules [in CLIs] without an example.”*

We make three recommendations regarding GUIs. First, the system administrators complained about the speed of operation of GUIs. The recommendation is not to make GUIs bloated, so they do not consume a lot of system resources and can be run on mediocre hardware.

Another recommendation relates to the GUI installation process. As one of the system administrators commented:

*“They [GUIs] are not really for beginners because of the initial setup required to configure them.”*

Since the highest percentage of use of GUIs is among system administrators with the least firewall expertise, installing a firewall must not be a complicated task.

Thirdly, to increase the speed of user interaction with a firewall GUI, it is necessary to allow system administrators to create their own combinations of hotkeys for the most popular actions. This will help to make GUIs more attractive for firewall experts.

While we have provided recommendations of how to improve each interface, there are, however, problems that are difficult to solve within one interface. For example, textual interfaces are inherently inadequate for presenting a large amount of information:

*“When a config file has over 2000+ lines it’s easy to lose track of what’s what [in CLI].”*

Another limitation originates from the concept of a CLI – it is impossible to create and edit rules using the mouse cursor and check boxes, which in some cases can significantly increase the productivity of a firewall operator. For GUIs, the problem is the lack of automation tools and this was noted by a large number of respondents.

A more effective solution would be to combine two interfaces into one with the ability to seamlessly switch from one to the other and so that interaction with one interface affects the other. Such an approach can leverage the strengths of each interface, while mitigating their limitations [13]. A GUI can provide an overview of configurations and display additional graphs and statistics as well as be used for creating rules, while a CLI will offer on-demand access to the powerful automation capabilities. The combined interface could be suitable for users with different firewall expertise. Less experienced system administrators could be trained to use the CLI by seeing the underlying text-based commands, while working in the GUI. For the expert users, they can continue using commands to create rules, while using the GUI for a better policy overview. We strongly believe that such a firewall interface would be widely accepted in the system administrators community.

## 6 Conclusion

In this work, we present a large-scale online study with system administrators, in which we examined how they interact with different firewall interfaces. The survey results show that 70% of the system administrators polled are primarily GUI users, and 60% prefer this interface to interact with a firewall. This finding differs from what has been published in the literature before, in which CLIs were claimed to be the first choice of system administrators.

We classify the strengths and limitations of firewall CLIs and GUIs. Our results show that CLIs are flexible, efficient, transparent, reliable, and have ultimate functionality and good performance. But they inconveniently represent data, do not help users by preventing errors, and have a long learning curve. On the other hand, GUIs help users to perceive firewall configuration information better, and have a shorter learning curve when compared to CLIs. They are also easy to use, easy to create and modify rules with and good for occasional use. Regarding the limitations of GUIs – they restrict users with a limited functionality, a low operation speed and a low user interaction efficiency; they are neither transparent nor reliable. In addition, we report which interface is preferred for each task according to the system administrators.

Our findings open up opportunities for future research. A well-designed firewall interface should predict and interpret its user’s needs and assist one in becoming proficient with the firewall. In this case, the system administrator is satisfied with the firewall and he/she can efficiently perform required work. On the other hand, a poorly designed firewall interface might hinder the successful execution of tasks and lead to the disuse of that solution in the future. We make some design recommendations that should be taken into account by designers who want to develop better CLIs and GUIs.

## Acknowledgments

We are grateful to all system administrators who participated in our study. We would also like to thank the moderators of the *Sysadmin* subreddit (r/sysadmin) for allowing us to reach out to their community.

This work was supported by The Knowledge Foundation of Sweden HITS project and by the Swedish Foundation for Strategic Research SURPRISE project.

## Availability

The final codes and other details are available at: [https://github.com/soups2019-126/supplementary\\_material](https://github.com/soups2019-126/supplementary_material).

## References

- [1] Lag (2003:460) om etikprovning av forskning som avser människor. [https://www.riksdagen.se/sv/dokument-lagar/dokument/svensk-forfattningssamling/lag-2003460-om-etikprovning-av-forskning-som\\_sfs-2003-460](https://www.riksdagen.se/sv/dokument-lagar/dokument/svensk-forfattningssamling/lag-2003460-om-etikprovning-av-forskning-som_sfs-2003-460), 2003. Accessed: 2019-02-26.
- [2] Conducting ethical research. <https://www.vr.se/english/calls-and-decisions/grant-terms-and-conditions/conducting-ethical-research.html>, 2018. Accessed: 2019-02-26.
- [3] Catherine Ashcraft, Brad McLain, and Elizabeth Eger. *Women in tech: The facts*. National Center for Women & Technology (NCWIT), 2016.
- [4] David Botta, Rodrigo Werlinger, André Gagné, Konstantin Beznosov, Lee Iverson, Sidney Fels, and Brian D. Fisher. Towards understanding IT security professionals and their tools. In *Symp. on Usable Privacy and Security (SOUPS)*. ACM, 2007.
- [5] Blake Burkhart. Subreddit gender ratios. <http://bburky.com/subredditgenderratios/>, 2017.
- [6] Joseph L Fleiss, Bruce Levin, and Myunghee Cho Paik. *Statistical methods for rates and proportions*. John Wiley & Sons, 2003.
- [7] International Organization for Standardization. *ISO-IEC 25010: 2011 Systems and Software Engineering-Systems and Software Quality Requirements and Evaluation (SQuaRE)-System and Software Quality Models*. ISO, 2011.
- [8] André Gagné, Kasia Muldner, and Konstantin Beznosov. Identifying differences between security and other it professionals: a qualitative analysis. *HAISA*, 8:69–80, 2008.
- [9] Robert M Gonyea. Self-reported data in institutional research: Review and recommendations. *New directions for institutional research*, 2005(127):73–89, 2005.
- [10] Carol Grbich. *Qualitative data analysis: An introduction*. Sage, 2012.
- [11] Eben M Haber and John Bailey. Design guidelines for system administration tools developed through ethnographic field studies. In *Proceedings of the 2007 symposium on Computer human interaction for the management of information technology*, page 1. ACM, 2007.
- [12] Jeevitha Mahendiran, Kirstie A Hawkey, and Nur Zincir-Heywood. Exploring the need for visualizations in system administration tools. In *CHI’14 Extended Abstracts on Human Factors in Computing Systems*, pages 1429–1434. ACM, 2014.
- [13] Sandra R Murillo and J Alfredo Sánchez. Empowering interfaces for system administrators: Keeping the command line in mind when designing GUIs. In *Proceedings of the XV International Conference on Human Computer Interaction*, page 47. ACM, 2014.
- [14] Jakob Nielsen and Robert L. Mack, editors. *Usability Inspection Methods*. John Wiley & Sons, Inc., New York, NY, USA, 1994.
- [15] William Sattelberg. The demographics of reddit: Who uses the site? <https://www.techjunkie.com/demographics-reddit/>, 2018.
- [16] Hadi Shiravi, Ali Shiravi, and Ali A Ghorbani. A survey of visualization systems for network security. *IEEE Transactions on visualization and computer graphics*, 18(8):1313–1329, 2012.
- [17] Leila Takayama and Eser Kandogan. Trust as an underlying factor of system administrator interface choice. In *CHI’06 extended abstracts on Human factors in computing systems*, pages 1391–1396. ACM, 2006.
- [18] Ramona Su Thompson, Esa M Rantanen, William Yurcik, and Brian P Bailey. Command line or pretty lines?: comparing textual and visual interfaces for intrusion detection. In *Proceedings of the SIGCHI conference on Human factors in computing systems*, page 1205. ACM, 2007.
- [19] Nicole F Velasquez, Suzanne P Weisband, and Alexandra Durcikova. Designing tools for system administrators: An empirical test of the integrated user satisfaction model. In *LISA*, pages 1–8, 2008.
- [20] Artem Voronkov, Leonardo Horn Iwaya, Leonardo A Martucci, and Stefan Lindskog. Systematic literature review on usability of firewall configuration. *ACM Computing Surveys (CSUR)*, 50(6):87, 2018.
- [21] Tianyin Xu, Vineet Pandey, and Scott Klemmer. An HCI view of configuration problems. *arXiv preprint arXiv:1601.01747*, 2016.

## Appendix

### A Survey Questions

#### Page 1

1. How much time per week (on average) do you spend directly interacting (managing) with firewalls?

- Less than 1 hour/week
- 1-4 hours/week
- 5-8 hours/week
- 9-12 hours/week
- More than 12 hours/week
- I do not directly manage firewalls

2. Can you enumerate all firewall-related tasks that you have dealt with?

- Adding/removing firewall rules
- Examining firewall policies to understand their functionalities
- Inspecting firewall rules/policies to find errors or inconsistencies
- Other (please specify)

3. What is the PRIMARY firewall interface that you use at work?<sup>5</sup>

- Command Line Interface (CLI)
- Graphical User Interface (GUI)
- Application Programming Interface (API)
- Other (please specify)

4. What is your PREFERRED firewall interface?<sup>6</sup>

- Command Line Interface (CLI)
- Graphical User Interface (GUI)
- Application Programming Interface (API)
- Other (please specify)

**if** *answer(Q3)* = *answer(Q4)* **then**

**go to** Page 2

**else if** *answer(Q3)* = 2 **then**

**go to** Page 3

**else if** *answer(Q4)* = 2 **then**

**go to** Page 4

**else**

**go to** Page 5

## Page 2

5. Are there certain tasks that the *%preferred%* allows you to do, which are more difficult to do using other firewall interfaces?

6. What are the strengths of the *%preferred%*, if any?

7. Can you think of any problems associated with the *%preferred%*?

**if** *answer(Q3)* = 2 **then**

**go to** Page 10

**else**

**go to** Page 5

## Page 3

8. Why do you prefer the *%preferred%* to the *%primary%* when managing firewalls?

9. What are the strengths of the *%preferred%*, if any?

10. Do you see any strengths in the *%primary%*?

11. What problems do you see with the *%primary%*?

**go to** Page 10

## Page 4

12. Why do you prefer the *%preferred%* to the *%primary%* when managing firewalls?

13. What are the strengths of the *%preferred%*, if any?

14. Can you think of any problems associated with the *%preferred%*?

15. Do you see any strengths in the *%primary%*?

**go to** Page 10

## Page 5

16. Have you ever used a graphical user interface (GUI) to manage a firewall?

○ Yes

○ No

**if** *answer(Q16)* = 2 **then**

**go to** Page 6

**else**

**go to** Page 7

## Page 6

17. Can you name the reasons for not trying a firewall graphical user interface (GUI)?

**go to** Page 10

<sup>5</sup>*%primary%* returns the selected option in Question 3

<sup>6</sup>*%preferred%* returns the selected option in Question 4

### Page 7

18. Are you currently using a GUI to manage your firewall?

- Yes
- No

**if** *answer(Q18)* = 2 **then**

**go to** Page 8

**else**

**go to** Page 9

### Page 8

19. Can you name the reasons for not using a firewall with a GUI and whether you see problems with GUIs?

**go to** Page 10

### Page 9

20. For what tasks do you use the firewall graphical user interface (GUI)?

### Page 10

21. How long have you been working as a system/network administrator?

- Less than a year

13

- 1-3 years
- 4-6 years
- 7-9 years
- 10 years and more

22. How would you describe your proficiency with firewalls?

- Basic knowledge
- Intermediate
- Advanced
- Expert

23. How old are you?

- 18-24 years old
- 25-34 years old
- 35-44 years old
- 45-54 years old
- 55-64 years old
- 65 years or older
- Prefer not to answer

24. What is your gender?

- Female
- Male
- Other
- Prefer not to answer