
Anti-efficient encoding in emergent communication

Rahma Chaabouni^{1,2}, Eugene Kharitonov¹, Emmanuel Dupoux^{1,2} and Marco Baroni^{1,3}

¹*Facebook A.I. Research*

²*Cognitive Machine Learning (ENS - EHESS - PSL Research University - CNRS - INRIA)*

³*ICREA*

{rchaabouni, kharitonov, dpx, mbaroni}@fb.com

Abstract

Despite renewed interest in emergent language simulations with neural networks, little is known about the basic properties of the induced code, and how they compare to human language. One fundamental characteristic of the latter, known as Zipf’s Law of Abbreviation (ZLA), is that more frequent words are efficiently associated to shorter strings. We study whether the same pattern emerges when two neural networks, a “speaker” and a “listener”, are trained to play a signaling game. Surprisingly, we find that networks develop an *anti-efficient* encoding scheme, in which the most frequent inputs are associated to the longest messages, and messages in general are skewed towards the maximum length threshold. This anti-efficient code appears easier to discriminate for the listener, and, unlike in human communication, the speaker does not impose a contrasting least-effort pressure towards brevity. Indeed, when the cost function includes a penalty for longer messages, the resulting message distribution starts respecting ZLA. Our analysis stresses the importance of studying the basic features of emergent communication in a highly controlled setup, to ensure the latter will not strand too far from human language. Moreover, we present a concrete illustration of how different functional pressures can lead to successful communication codes that lack basic properties of human language, thus highlighting the role such pressures play in the latter.

1 Introduction

There is renewed interest in simulating language emergence among neural networks that interact to solve a task, motivated by the desire to develop AIs that can communicate with humans [e.g., Havrylov and Titov, 2017, Lazaridou et al., 2017, 2018, Lee et al., 2018]. As part of this trend, several recent studies analyze the properties of the emergent codes [e.g., Kottur et al., 2017, Bouchacourt and Baroni, 2018, Evtimova et al., 2018, Lowe et al., 2019, Graesser et al., 2019]. However, these analyses generally consider relatively complex setups, when very basic characteristics of the emergent codes have yet to be understood. We focus here on one such characteristics, namely the length distribution of the messages that two neural networks playing a simple signaling game come to associate to their inputs, in function of input frequency.

In his pioneering studies of lexical statistics [Zipf, 1949], George Kingsley Zipf noticed a robust trend in human language that came to be known as Zipf’s Law of Abbreviation (ZLA): There is an inverse (non-linear) correlation between word frequency and length [Teahan et al., 2000, Sigurd et al., 2004, Strauss et al., 2007]. Assuming that shorter words are easier to produce, this is an efficient encoding strategy, particularly effective given Zipf’s other important discovery that word distributions are highly skewed, following a power-law distribution; such that a few frequent words account for a large portion of running text and speech. Indeed, in this way language approaches an optimal code in information-theoretic terms [Cover and Thomas, 2006]. Zipf, and many after him, have thus

used ZLA as evidence that language is shaped by functional pressures toward effort minimization [e.g., Piantadosi et al., 2011, Mahowald et al., 2018, Gibson et al., 2019]. However, others [e.g., Mandelbrot, 1954, Miller et al., 1957, Ferrer i Cancho and del Prado Martín, 2011, del Prado Martín, 2013] noted that some random-typing distributions also respect ZLA, casting doubts on functional explanations of the observed pattern.

We study a *Speaker* network that gets one out of $1K$ distinct one-hot vectors as input (the *referent*), randomly drawn from a power-law distribution (so that referent frequency is extremely skewed, as in natural language). Speaker transmits a variable-length *message* to a *Listener* network. Listener outputs a one-hot vector, and the networks are rewarded if the latter is identical to the referent. There is no direct supervision on the message, so that the networks are free to create their own “language”. The networks develop a successful communication system that does *not* exhibit ZLA, and is indeed *anti-efficient*, in the sense that all messages are long, and the most frequent referents are associated to the longest messages. Interestingly, a similar effect is observed in artificial human communication experiments, in conditions in which longer messages do not demand extra effort to speakers, so that they are preferred as they ease the listener discrimination task [Kanwal et al., 2017]. Our Speaker network, unlike humans, has no physiological pressure towards brevity, and our Listener network displays an *a priori* preference for longer messages. Indeed, when we penalize Speaker for producing longer strings, the emergent code starts obeying ZLA. We examine the implications of our findings in Discussion.

2 Setup

2.1 Signaling game

1. The Speaker network receives one of $1K$ distinct one-hot vectors, the referent r . Referents are not drawn uniformly, but, like in natural language, from a power-law distribution. That is, the i^{th} most frequent referent r_i has probability $\frac{1}{i \times \sum_{k=1}^{1000} \frac{1}{k}}$ to be sampled, with $i \in [1, \dots, 1000]$. Consequently, the probability of sampling the 1^{st} referent is 0.13 while the probability of sampling the 1000^{th} one is 1000 times lower.
2. Speaker chooses a sequence of symbols from its alphabet $A = \{s_1, s_2, \dots, s_{a-1}, \text{eos}\}$ of size $|A| = a$ to construct a message m , terminated as soon as Speaker produces the ‘end-of-sequence’ token eos. If Speaker has not yet emitted eos at $\text{max_len} - 1$, it is stopped and eos is appended at the end of its message (so that all messages are suffixed with eos and no message is longer than max_len).
3. The Listener network consumes m and outputs \hat{r} .
4. The agents are successful if $r = \hat{r}$, that is, Listener reconstructed Speaker’s input.

2.2 Architectures

As standard in current emergent-language simulations [e.g., Lazaridou et al., 2018], both agents are implemented as single-layer LSTMs [Hochreiter and Schmidhuber, 1997]. Speaker’s input is a $1K$ -dimensional one-hot vector that encodes the referent r , and the output is a sequence of symbols, defining message m . This sequence is generated as follows. A linear layer maps the input vector into the initial hidden state of Speaker’s LSTM cell. Next, a special start-of-sequence symbol is fed to the cell. At each step of the sequence, the output layer defines a Categorical distribution over the alphabet. At training time, we sample from this distribution. During evaluation, we select the symbol greedily. Each selected symbol is fed back as input symbol. The dimensionalities of the hidden state vectors are part of the hyper-parameters we explore (Appendix ??). Finally, we initialize the weight matrices of our agents with a uniform distribution with a support in $[-\frac{1}{\sqrt{\text{input_size}}}, \frac{1}{\sqrt{\text{input_size}}}]$ where input_size is the dimensionality of the matrix’ input (Pytorch default initialization).

Listener consumes the entire message m , including eos. After eos is received, Listener’s hidden state is passed through a fully-connected layer with softmax activation, determining a Categorical distribution over $1K$ indices. This distribution is used to calculate the cross-entropy loss w.r.t. the ground-truth referent, r .

The joint Speaker-Listener architecture can be seen as a discrete auto-encoder [Liou et al., 2014].

2.3 Optimization

The architecture is not directly differentiable, as messages are discrete-valued. In language emergence, two approaches are dominantly used: Gumbel-Softmax relaxation [Maddison et al., 2016, Jang et al., 2016] and REINFORCE [Williams, 1992]. We also experimented with the approach of Schulman et al. [2015], combining REINFORCE and stochastic backpropagation to estimate gradients. Preliminary experiments showed that the latter algorithm (to be reviewed next) gives the most promising results and we used it in all the following experiments. However, the main results we report were also observed with the other algorithms, when successful.

We denote by θ_s and θ_l the Speaker and Listener parameters, respectively. \mathcal{L} is the cross-entropy loss, that takes the ground-truth one-hot vector r and Listener’s output $L(m)$ distribution as inputs. We want to minimize the expectation of the cross-entropy loss $\mathbb{E} \mathcal{L}(r, L(m))$, where the expectation is calculated w.r.t. the joint distribution of referents and message sequences. The gradient of the following surrogate function is an unbiased estimate of the gradient $\nabla_{\theta_s \cup \theta_l} \mathbb{E} \mathcal{L}(r, L(m))$:

$$\mathbb{E} [\mathcal{L}(r, L(m; \theta_l)) + (\{\mathcal{L}(r, L(m; \theta_l)) - b\} \log P_s(m|\theta_s))] \quad (1)$$

where $\{\cdot\}$ is the stop-gradient operation, $P_s(m|\theta_s)$ is the probability of producing the sequence m when Speaker is parameterized with vector θ_s , and b is a running-mean baseline used to reduce the estimate variance without introducing a bias. To encourage exploration, we also apply an entropy regularization term [Williams and Peng, 1991] on the output distribution of the speaker agent.

Effectively, under Eq. 1, the gradient of the loss w.r.t. the Listener parameters is found via conventional backpropagation (the first term in Eq. 1), while Speaker’s gradient is found with a REINFORCE-like procedure (the second term). Once the gradient estimate is obtained, we feed it into the Adam [Kingma and Ba, 2014] optimizer. We explore different learning rate and entropy regularization coefficient values (Appendix ??).

We train agents for 2500 episodes, each consisting of 100 mini-batches, in turn including 5120 referents sampled from the power-law distribution with replacement. After training, we present to the system each referent once, to compute accuracy by giving equal weight to all referents, independently of amount of training exposure.

2.4 Reference distributions

As ZLA is typically only informally defined, we introduce 3 reference distributions that display efficient encoding and arguably respect ZLA.

2.4.1 Optimal code

Based on standard coding theory [Cover and Thomas, 2006], we design an *optimal code* (OC) guaranteeing the shortest average message length given a certain alphabet size and the constraint that all messages must end with *eos*. The *shortest* messages are deterministically associated to the *most frequent* referents, leaving longer ones for less frequent referents. The length of the message associated to a referent is determined as follows. Let $A = \{s_1, s_2, \dots, s_{a-1}, \text{eos}\}$ be the alphabet of size a and r_i be the i^{th} referent when ranked by frequency. Then r_i is mapped to a message of length

$$l_i = \min\{n : \sum_{k=1}^n (a-1)^{k-1} \geq i\} \quad (2)$$

For instance, if $a = 3$, then there is only one message of length 1 (associated to the most frequent referent), 2 of length 2, 4 of length 3 etc.¹

2.4.2 Monkey typing

Natural languages respect ZLA without being as efficient as OC. It has been observed that *Monkey typing* (MT) processes, whereby a monkey types random keys including a space character, produce word length distributions remarkably similar to those attested in language [Simon, 1955, Miller et al., 1957]. We thus adapt a MT process to our setup, as a less strict benchmark for network efficiency.²

¹There is always only one message of length 1 (that is, *eos*), irrespective of alphabet size.

²No actual monkey was harmed in the definition of the process.

We first sample a referent without replacement according to the power-law distribution, then generate the message to be associated with it. We repeat the process until all referents are assigned a unique message. The message is constructed by letting a monkey hit the a keys of a typewriter uniformly at random ($p = 1/a$), subject to these constraints: (i) The message ends when the monkey hits eos. (ii) A message cannot be longer than a specified length max_len . If the monkey has not yet emitted eos at $\text{max_len} - 1$, it is stopped and eos is appended at the end of the message. (iii) If a generated message is identical to one already used, it is rejected and another is generated.

For a given length l , there are only $(a - 1)^{l-1}$ different messages. Moreover, for a random generator with the max_len constraint, the probability of generating a message of length l is:

$$P_l = p \times (1 - p)^{l-1}, \text{ if } l < \text{max_len} \text{ and } P_{\text{max_len}} = (1 - p)^{\text{max_len}-1} \quad (3)$$

From these calculations, we derive two qualitative observations about MT. First, as we fix max_len and increase a (decrease $p = 1/a$), more generated messages will reach max_len . Second, when a is small and max_len is large (as in early MT studies where max_len was infinite), a ZLA-like distribution emerges, due to the finite number of *different* messages of length l . Indeed, for any l less than max_len , P_l strictly decreases as l grows. Then, for given referents, the monkey is likely to start by generating messages of the most probable length (that is, 1). As we exhaust all unique messages of this length, the process starts generating messages of the next probable length (i.e., 2) and so on. Figure ?? in Appendix ?? confirms that our MT distribution respects ZLA for $a \leq 10$ and the different considered max_len .

2.4.3 Natural language

We finally consider word length distributions in natural language corpora. We used pre-compiled English, Arabic, Russian and Spanish frequency lists from <http://corpus.leeds.ac.uk/serge/>, extracted from corpora of internet text containing between $200M$ (Russian) and $16M$ words (Arabic). For direct comparability with input referent size in our simulations, we only looked at the distribution of the top 1000 most frequent words, after merging lower- and upper-cased forms, and removing words containing non-alphabetical characters. Alphabet sizes are as follows: 30 (English), 31 (Spanish), 47 (Russian), 59 (Arabic). These are larger than normative sizes, as unfiltered Internet text will occasionally include foreign characters (e.g., accented letters in English text). Contrary to previous reference distributions, we cannot control max_len and alphabet size. We hence compare human and network distributions only in the adequate settings. In the main text, we present results for the languages with the smallest (English) and largest (Arabic) alphabets. The distributions of the other languages are comparable, and presented in Appendix ??.

3 Experiments

3.1 Characterizing the emergent encoding

We experiment with alphabet sizes $a \in [3, 5, 10, 40, 1000]$. We chose mainly small alphabet sizes to minimize a potential bias in favor of long messages: For high a , randomly generating long messages becomes more likely, as the probability of outputting eos at random becomes lower. At the other extreme, we also consider $a = 1000$, where the Speaker could in principle successfully communicate using at most 2-symbol messages (as Speaker needs to produce eos). Finally, $a = 40$ was chosen to be close to the alphabet size of the natural languages we study (mean alphabet size: 41.75).

After fixing a , we choose max_len so that agents have enough capacity to describe the whole referent space ($R = 1000$). For a given a and max_len , Speaker cannot encode more referents than the message space size $M_a^{\text{max_len}} = \sum_{j=1}^{\text{max_len}} (a - 1)^{j-1}$. We experiment with $\text{max_len} \in [2, 6, 11, 30]$. We couldn't use higher values because of memory limitations. Furthermore, we studied the effect of $D = \frac{M_a^{\text{max_len}}}{R}$. While making sure that this ratio is at least 1, we experiment with low values, where Speaker would have to use nearly the whole message space to successfully denote all referents. We also considered settings with significantly larger D , where constructing $1K$ distinct messages might be an easier task.

We train models for each $(\text{max_len}, a)$ setting and agent hyperparameter choices (4 seeds per choice). We consider those runs successful if, after training, they achieve an accuracy above 99% on the full reference set (i.e., less than 10 miss-classified referents). As predicted, the higher D is, the more

accurate the agents become. In other words, agents need much larger D than strictly necessary in order to converge. We select for further analysis only those $(\text{max_len}, a)$ choices that resulted in more than 3 successful runs (mean number of successful runs across the reported configurations is 25 out of 48). Moreover, we focus here on configurations with $\text{max_len} = 30$, as the most comparable to natural language.³ We present results for all selected configurations (confirming the same trends) in Appendix A.1.4.

Figure 1 shows messages length distribution (averaged across all successful runs) in function of referent frequency rank, compared to our reference distributions. The MT results are also averaged across 25 different runs. We show the Arabic and English distributions in the plot for the most comparable agent simulation settings (30, 40).

Across configurations, we observe that Speaker messages greatly depart from ZLA. There is a clear general preference for longer messages, that is strongest *for the most frequent referents*, where Speaker outputs messages of length max_len . That is, in the emergent encoding, more frequent words are longer, making the system obey a sort of “*anti-ZLA*”. The Speaker distributions are moreover well above all reference distributions, except for MT with $a = 1000$, where the large alphabet size leads to uniformly long words, for reasons discussed in Section 2.4.2.

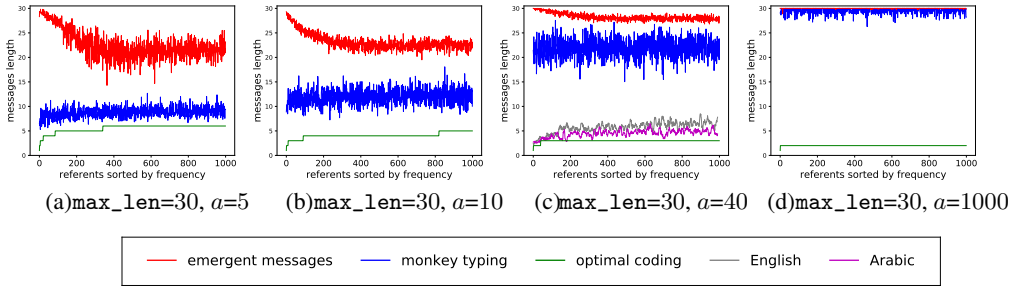


Figure 1: Mean message length across successful runs as a function of referents’ frequency rank, with reference distributions. For readability, we smooth natural language distributions by reporting the sliding average of 10 consecutive lengths.

3.2 Causes of anti-efficient encoding

We explore the roots of anti-efficiency by looking at the behavior of untrained Speakers and Listeners. Earlier work conjectured that ZLA emerges from the competing pressures to communicate accurately *and* efficiently [Kanwal et al., 2017, Zipf, 1949]. For our networks, there is a clear accurate communication pressure for Listener’s gain, but Speaker has no obvious reason to save on “articulatory” effort. We thus predict that the observed distribution is caused by a Listener-side bias.

3.2.1 Untrained Speaker biases

For each r drawn from the power-law distribution without replacement, we get a message m from 90 distinct *untrained* Speakers (30 speakers for each hidden size in $[100, 250, 500]$). We experiment with 2 different association processes. In the first, we associate the first generated m to r , irrespective of whether it was already associated to another referent. In the second, we keep generating a m for r until we get a message that was not already associated to a distinct referent (as in MT, Section 2.4.2). The second version allows a closer comparison with MT. Moreover, message uniqueness is a reasonable constraint, since, in order to succeed, Speakers need first of all to keep messages denoting different referents apart.

Figure 2 shows that untrained Speakers have no prior toward outputting long sequences of symbols. Precisely, from Figure 2 we see that the average message length coincides with the one produced

³Natural languages have no rigid upper bound on length, and 30 is the highest max_len we were able to train models for. Qualitative inspection of the respective corpora suggest that 30 is anyway a reasonable “soft” upper bound on word length in the languages we study (longer strings are mostly typographic detritus).

by the random process defined in Eq. 3.⁴ In other words, untrained Speakers are equivalent to a random generator with uniform probability over symbols.⁵ Consequently, when imposing message uniqueness, non-trained Speakers become identical to MT. Hence, Speakers faced with the task of producing distinct messages for the referents, if vocabulary size is not too large, would naturally produce a ZLA-obeying distribution, that is radically altered in joint Speaker-Listener training.

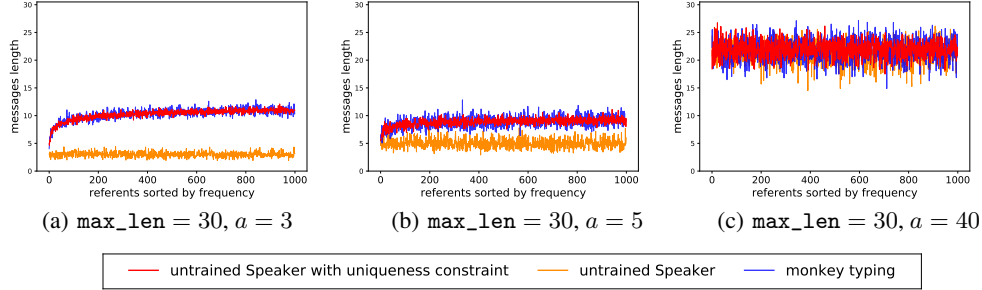


Figure 2: Mean message lengths for untrained Speakers, compared to MT. See Appendix A.1.5 for more settings.

3.2.2 Untrained Listener biases

Having shown that untrained Speakers follow ZLA, we ask next if the emergent anti-efficient language is easier to discriminate by untrained Listeners than other encodings. To this end, we compute the average pairwise L2 distance of the hidden representations produced by untrained Listeners in response to messages associated to all referents.⁶ Messages that are further apart in the representational space of the untrained Listener should be easier to discriminate. Thus, if Speaker associates such messages to the input referents, it will be easier for Listener to distinguish the referents. Specifically, we use 50 distinct untrained Listeners with 100-dimensional hidden size.⁷ We test 4 different encodings: (1) emergent messages (produced by *trained* Speakers) (2) MT messages (25 runs) (3) OC messages and (4) human languages. Note that MT is equivalent to untrained Speaker, as their messages share the same length *and* alphabet distribution (see Section 3.2.1). We study Listeners’ biases with $\text{max_len} = 30$ while varying a as messages are more distinct from reference distributions in that case (see Figure A3 in Appendix A.1.4). Results are reported in Figure 3. Representations produced in response to the emergent messages have the highest average distance. MT only approximates the emergent language for $a = 1000$, where, as seen in Figure 1, MT is anti-efficient. The trained Speaker messages are hence *a priori* easier for non-trained Listeners. The length of these messages could thus be explained by an intrinsic Listener’s bias, as conjectured above. Also, interestingly, natural languages are not easy to process by Listeners. This suggests that the emergence of “natural” languages in LSTM agents is unlikely without enforcing specific biases.

3.2.3 Adding a length minimization pressure

We next impose an artificial pressure on Speaker to produce short messages, to counterbalance Listener’s preference for longer ones. Specifically, we add a regularizer disfavoring longer messages to the original loss:

$$\mathcal{L}'(r, L(m), m) = \mathcal{L}(r, L(m)) + \alpha \times |m| \quad (4)$$

where $\mathcal{L}(r, L(m))$ is the cross-entropy loss used before, $|\cdot|$ denotes length, and α is a hyperparameter. The non-differentiable term $\alpha \times |m|$ is handled seamlessly as it only depends on Speaker’s parameters θ_s (which specify the distribution of the messages m), and the gradient of the loss w.r.t. θ_s is estimated via a REINFORCE-like term (Eq. 1). Figure 4 shows emergent message length distribution

⁴Note that we do not use the uniqueness of messages constraint to define P_i .

⁵We verified that untrained Speakers have uniform probability over the different symbols.

⁶Results are similar if looking at the softmax layer instead.

⁷We fix this value because, unlike for Speaker, it has considerable impact on performance, with 100 being the preferred setting.

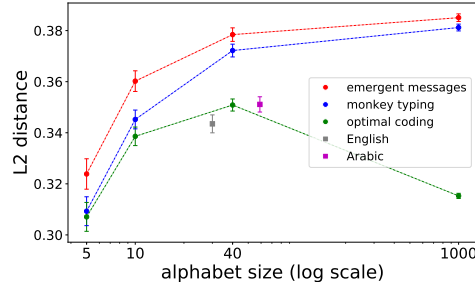


Figure 3: Mean pairwise L2 distance between messages in Listener’s hidden representation space. Vertical lines mark standard deviations across Listeners.

under this objective, comparing it to other reference distributions in the most human-language-like setting; ($\text{max_len}=30$, $a=40$). The same pattern is observed elsewhere (see Appendix A.1.6, that also discusses the impact of the α hyperparameter). The emergent messages clearly follow ZLA. Speaker now assigns messages of ascending length to the 40 most frequent referents. For the remaining referents, it chooses messages with relatively similar, but notably shorter, lengths (always much shorter than MT messages). Still, the encoding is not as efficient as the one observed in natural languages (and OC).

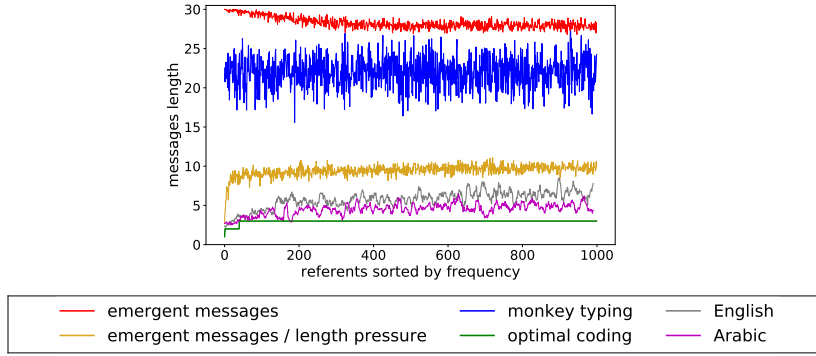


Figure 4: Mean length of messages across successful runs as a function of referents’ frequency rank for $\text{max_len} = 30$, $a = 40$, $\alpha = 0.5$. Natural language distributions are smoothed as in Fig. 1.

3.3 Symbol distributions in the emergent code

We conclude with a high-level look at what the long emergent messages are made of. Specifically, we inspect symbol unigram and bigram frequency distributions in the messages produced by trained Sender in response to the $1K$ input referents. For direct comparability with natural language, we report results in the ($\text{max_len}=30, a=40$) setting, but the patterns are general. We observe in Figure 5(a) that, even if at initialization Speaker starts with a uniform distribution over its alphabet (not shown here), by end of training it has converged to a very skewed one. Natural languages follow a similar trend, but their distributions are not nearly as skewed (see Figure 7(a) in Appendix A.1.8 for entropy analysis). We then investigate message structure by looking at symbol bigram distribution. To this end, we build 25 randomly generated *control codes*, constrained to have the same mean length and unigram symbol distribution (excluding eos) of the emergent code. Intriguingly, we observe in Figure 5(b) a significantly more skewed emergent bigram distribution, compared to the controls. This suggests that, despite the lack of phonetic pressures, Speaker is respecting “phonotactic” constraints that are even sharper than those reflected in the natural language bigram distributions (see Figure 7(b) in Appendix A.1.8 for entropy analysis). In other words, the emergent messages are clearly not built out of random unigram combinations. Looking at the pattern more closely, we find the skewed bigram

distribution to be due to a strong tendency to repeat the same character over and over, well beyond what is expected given the unigram symbol skew (see typical message examples in Appendix A.1.7). More quantitatively, across all runs with $\text{max_len}=30$, if we denote the 10 most probable symbols with s_1, \dots, s_{10} , then we observe $P(s_i, s_i) > P(s_i)^2$ with $i \in \llbracket 1, \dots, 10 \rrbracket$, in more than 97.5% runs. We leave a better understanding of the causes and implications of these distributions to future work.

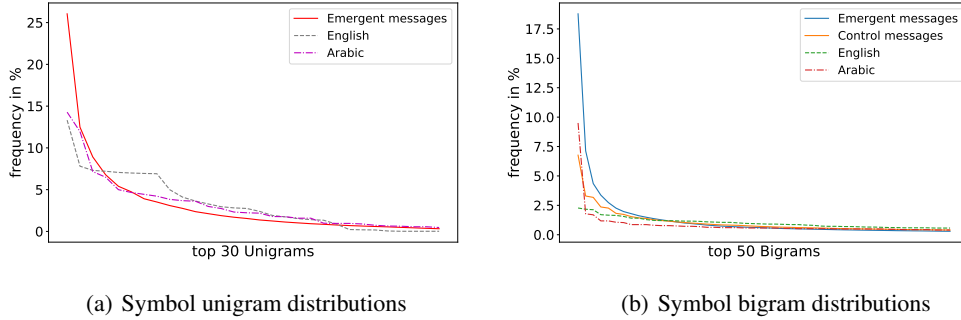


Figure 5: Distribution of top symbol unigrams and bigrams (ordered by frequency) in different codes. Emergent and control messages are averaged across successful runs and different simulations respectively in the $(\text{max_len}=30, a=40)$ setting. The eos symbol is excluded.

4 Discussion

We found that two neural networks faced with a simple communication task, in which they have to learn to generate messages to refer to a set of distinct inputs that are sampled according to a power-law distribution, produce an *anti-efficient* code where more frequent referents are associated to longer messages, and all messages are close to the allowed maximum length threshold. The results are stable across network and task hyperparameters. Follow-up experiments suggest that the emergent pattern stems from an *a priori* preference of the listener network for longer, more discriminable messages, which is not counterbalanced by a need to minimize articulatory effort on the side of the speaker. Indeed, when an artificial penalty against longer messages is imposed on the latter, we see a ZLA distribution emerging in the networks’ code.

From the point of view of AI, our results stress the importance of controlled analyses of language emergence. Specifically, if we want to develop AIs that naturally communicate with humans, we want to ensure that we are aware of, and counteract, unnatural biases, such as the one we uncovered in favor of anti-efficient encoding. We presented here a proof-of-concept example of how to get rid of this specific bias by directly penalizing long messages in the cost function, but future work should look into less *ad hoc* ways to condition the networks’ language. Getting the encoding right seems particularly important, as efficient encoding has been observed to interact in subtle ways with other important properties of human language, such as regularity and compositionality [Kirby, 2001]. We also emphasize the importance of using power-law referent distributions when studying language emergence, as the latter are a universal property of human language [Zipf, 1949, Baayen, 2001] largely ignored in previous simulations, that assume uniform input distributions.

Our results might also shed indirect light on the role of functional pressures in human language. As discussed in the introduction, there is a long-standing debate about whether ZLA is evidence for such pressures, or a trivial effect of certain random sequence generation processes. Since ZLA is observed in all studied human languages, and other natural communication systems are too limited to provide interesting data [Ferrer i Cancho et al., 2013, Ellis and Hitchcock, 1986], we have no evidence in nature about whether an alternative successful communication system could arise, and how it would look like. We reported here the emergence, among artificial agents, of a successful communication system that does *not* exhibit ZLA, and we connected this to an asymmetry in speaker vs. listener biases. This in turn suggests that ZLA in communication in general does not emerge from trivial statistical properties, but from a delicate balance of speaker and listener pressures. Future work could

investigate emergent distributions in a wider range of artificial agents, trying to understand which factors are determining them.

References

- Serhii Havrylov and Ivan Titov. Emergence of language with multi-agent games: Learning to communicate with sequences of symbols. In *Proceedings of NIPS*, pages 2149–2159, Long Beach, CA, 2017.
- Angeliki Lazaridou, Alexander Peysakhovich, and Marco Baroni. Multi-agent cooperation and the emergence of (natural) language. In *Proceedings of ICLR Conference Track*, Toulon, France, 2017.
- Angeliki Lazaridou, Karl Moritz Hermann, Karl Tuyls, and Stephen Clark. Emergence of linguistic communication from referential games with symbolic and pixel input. In *Proceedings of ICLR Conference Track*, Vancouver, Canada, 2018.
- Jason Lee, Kyunghyun Cho, Jason Weston, and Douwe Kiela. Emergent translation in multi-agent communication. In *Proceedings of ICLR Conference Track*, Vancouver, Canada, 2018.
- Satwik Kottur, José Moura, Stefan Lee, and Dhruv Batra. Natural language does not emerge ‘naturally’ in multi-agent dialog. In *Proceedings of EMNLP*, pages 2962–2967, Copenhagen, Denmark, 2017.
- Diane Bouchacourt and Marco Baroni. How agents see things: On visual representations in an emergent language game. In *Proceedings of EMNLP*, pages 981–985, Brussels, Belgium, 2018.
- Katrina Evtimova, Andrew Drozdov, Douwe Kiela, and Kyunghyun Cho. Emergent communication in a multi-modal, multi-step referential game. In *Proceedings of ICLR Conference Track*, Vancouver, Canada, 2018.
- Ryan Lowe, Jakob Foerster, Y-Lan Boureau, Joelle Pineau, and Yann Dauphin. Measuring emergent communication is tricky. In *Proceedings of AAMAS*, Montreal, Canada, 2019. In press.
- Laura Graesser, Kyunghyun Cho, and Douwe Kiela. Emergent linguistic phenomena in multi-agent communication games. arXiv preprint arXiv:1901.08706, 2019.
- George Zipf. *Human Behavior and the Principle of Least Effort*. Addison-Wesley, Boston, MA, 1949.
- William J Teahan, Yingying Wen, Rodger McNab, and Ian H Witten. A compression-based algorithm for chinese word segmentation. *Computational Linguistics*, 26(3):375–393, 2000.
- Benkt Sigurd, Mats Eeg-Olofsson, and Joost Van Weijer. Word length, sentence length and frequency–zipf revisited. *Studia Linguistica*, 58(1):37–52, 2004.
- Udo Strauss, Peter Grzybek, and Gabriel Altmann. Word length and word frequency. In Peter Grzybek, editor, *Contributions to the Science of Text and Language*, pages 277–294. Springer, Dordrecht, the Netherlands, 2007.
- Thomas Cover and Joy Thomas. *Elements of Information Theory*, 2nd ed. Wiley, Hoboken, NJ, 2006.
- Steven T Piantadosi, Harry Tily, and Edward Gibson. Word lengths are optimized for efficient communication. *Proceedings of the National Academy of Sciences*, 108(9):3526–3529, 2011.
- Kyle Mahowald, Isabelle Dautriche, Edward Gibson, and Steven Piantadosi. Word forms are structured for efficient use. *Cognitive Science*, 42:3116–3134, 2018.
- Edward Gibson, Richard Futrell Steven Piantadosi, Isabelle Dautriche, Kyle Mahowald, Leon Bergen, and Roger Levy. How efficiency shapes human language. *Trends in Cognitive Science*, 2019. In press.
- Benoit Mandelbrot. Simple games of strategy occurring in communication through natural languages. *Transactions of the IRE Professional Group on Information Theory*, 3(3):124–137, 1954.
- George A Miller, E Newman, and E Friedman. Some effects of intermittent silence. *American Journal of Psychology*, 70(2):311–314, 1957.

- Ramon Ferrer i Cancho and Fermín Moscoso del Prado Martín. Information content versus word length in random typing. *Journal of Statistical Mechanics: Theory and Experiment*, 2011(12): L12002, 2011.
- Fermín Moscoso del Prado Martín. The missing baselines in arguments for the optimal efficiency of languages. In *Proceedings of the Annual Meeting of the Cognitive Science Society*, volume 35, 2013.
- Jasmeen Kanwal, Kenny Smith, Jennifer Culbertson, and Simon Kirby. Zipf’s law of abbreviation and the principle of least effort: Language users optimise a miniature lexicon for efficient communication. *Cognition*, 165:45–52, 2017.
- Sepp Hochreiter and Jürgen Schmidhuber. Long short-term memory. *Neural Computation*, 9(8): 1735–1780, 1997.
- Cheng-Yuan Liou, Wei-Chen Cheng, Jiun-Wei Liou, and Daw-Ran Liou. Autoencoder for words. *Neurocomputing*, 139:84–96, 2014.
- Chris J Maddison, Andriy Mnih, and Yee Whye Teh. The concrete distribution: A continuous relaxation of discrete random variables. *arXiv preprint arXiv:1611.00712*, 2016.
- Eric Jang, Shixiang Gu, and Ben Poole. Categorical reparameterization with Gumbel-softmax. *arXiv preprint arXiv:1611.01144*, 2016.
- Ronald J Williams. Simple statistical gradient-following algorithms for connectionist reinforcement learning. *Machine learning*, 8(3-4):229–256, 1992.
- John Schulman, Nicolas Heess, Theophane Weber, and Pieter Abbeel. Gradient estimation using stochastic computation graphs. In *Advances in Neural Information Processing Systems*, pages 3528–3536, 2015.
- Ronald J Williams and Jing Peng. Function optimization using connectionist reinforcement learning algorithms. *Connection Science*, 3(3):241–268, 1991.
- Diederik P Kingma and Jimmy Ba. Adam: A method for stochastic optimization. *arXiv preprint arXiv:1412.6980*, 2014.
- Herbert A Simon. On a class of skew distribution functions. *Biometrika*, 42(3/4):425–440, 1955.
- Simon Kirby. Spontaneous evolution of linguistic structure-an iterated learning model of the emergence of regularity and irregularity. *IEEE Transactions on Evolutionary Computation*, 5(2): 102–110, 2001.
- Harald Baayen. *Word Frequency Distributions*. Kluwer, Dordrecht, The Netherlands, 2001.
- Ramon Ferrer i Cancho, Antoni Hernández-Fernández, David Lusseau, Govindasamy Agoramoorthy, Minna J Hsu, and Stuart Semple. Compression as a universal principle of animal behavior. *Cognitive Science*, 37(8):1565–1578, 2013.
- Stephen R Ellis and Robert J Hitchcock. The emergence of zipf’s law: Spontaneous encoding optimization by users of a command language. *IEEE transactions on systems, man, and cybernetics*, 16(3):423–427, 1986.

A.1 Supplementary

A.1.1 Hyperparameters

Both speaker and listener agents are single-layer LSTMs [Hochreiter and Schmidhuber, 1997]. We experiment with the combinations (Speaker’s hidden size, Listener’s hidden size) in [(100, 100), (250, 100), (250, 250), (500, 250)]. We only experiment with combinations where Speaker’s hidden-size is bigger or equal to Listener’s, because of the asymmetry in their tasks. Indeed, as discussed in Section 3.1 of the main paper, the Speaker’s search space $M_a^{\text{max_len}}$ is generally larger than the one of the Listener R .

We use the Adam optimizer, with learning rate 0.001. We apply entropy regularization to Speaker’s optimization. The values of the regularization’s coefficient are chosen in $[1, 1.5, 2]$. We run the simulation with each hyperparameter setting 4 times with different random seeds.

A.1.2 Monkey typing

We adapt the Monkey typing (MT) process by adding the `max_len` constraint. This makes it a ZLA-like distribution only when vocabulary size a is small. Figure A1 illustrates this behavior. We see that the higher a , the further the MT distribution is from a ZLA pattern.

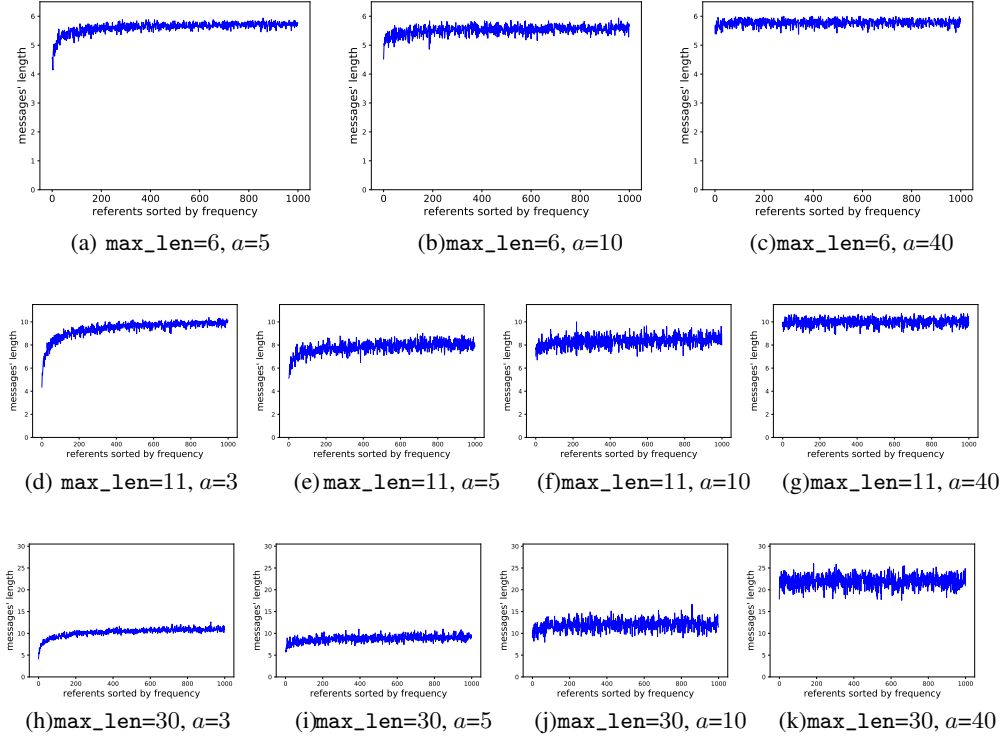


Figure A1: Monkey typing encoding: Mean message length across 50 simulations as a function of referents’ frequency rank.

A.1.3 Natural language distributions

We report in Figure A2 word length distributions for all the natural languages we considered, and compare them with (1) optimal encoding (OC) and (2) emergent language in the adequate simulation setting: (`max_len` = 30, a = 40). Despite their different alphabet sizes, natural languages pattern similarly: They follow ZLA, and approximate OC.

A.1.4 Anti-efficient emergent language

Figure A3 shows message length distribution (averaged across all successful runs) in function of referent frequency rank, and compare them with some reference distributions. The results are in line with our finding in Section 3.1 of the main paper.

A.1.5 Speaker initial length distribution

Figure A4 plots message length in function of referent frequency rank for several settings. In particular, we report *all* settings (`max_len`, a) that succeeded when training the Speaker-Listener

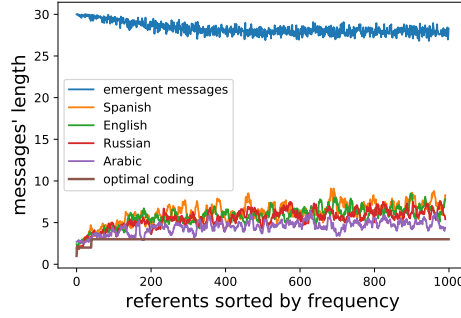


Figure A2: Word length in natural languages as a function of referents’ frequency rank, compared to average emergent code and OC in the ($\text{max_len} = 30, a = 40$) setting. For readability, we smooth natural language distributions by reporting the sliding average of 10 consecutive lengths.

system. Here, however, no training is performed, so that we can observe Speaker’s initial biases. The results are in line with our finding in Section 3.2.1 of the main paper.

A.1.6 The effect of length regularization

We look here at the effect of the regularization coefficient α on the nature of the emergent encoding. To this end, we consider the least efficient encoding’s setting; ($\text{max_len} = 30, a = 1000$), when no optimization is applied. The same pattern is though observed with different choices of max_len and a . Figure A5 shows, for $\alpha = 1$, that emergent messages *approximate optimal coding*. For even larger values, we were not able to successfully train the system to communicate. This is in line with Zipf’s view of *competing* pressures for accurate communication vs. efficiency. The emergent messages follow ZLA only when both pressures are at work. If the efficiency pressure is not present, agents come up with a communicatively effective but non-efficient encoding, as shown in Section 3.1 of the main paper. However, if the efficiency pressure is too high, agents cannot converge on a protocol that is successful from the point of view of communication.

A.1.7 Examples of emergent messages

We report in listings 1, 2, 3 and 4 examples of emergent messages in different settings. We notice that network agents extensively use repetition, even when a is large. This repetition results in the very skewed bigram distributions presented in Section 3.3 of the main paper and is even more present for larger max_len as shown in figure A6. Moreover, from figure A6, we see that, unlike emergent codes, the repetition phenomenon rarely appears in natural languages.

Listing 1: Example of emergent messages for $\text{max_len}:11$ and $a:40$ for the 4 most frequent referents.

```
m1: 18,5,36,36,5,5,10,5,32,8,eos
m2: 1,36,2,36,10,13,9,29,33,eos
m3: 29,1,8,1,39,39,9,15,10,19,eos
m4: 29,1,36,36,36,36,5,8,13,9,eos
```

Listing 2: Example of emergent messages for $\text{max_len}:11$ and $a:1000$ for the first 4 most frequent referents.

```
m1: 431,431,305,305,70,70,331,391,134,581,eos
m2: 867,288,466,466,466,737,113,77,615,615,eos
m3: 288,466,466,466,418,144,113,615,638,615,eos
m4: 4,4,152,152,152,468,642,615,422,134,eos
```

Listing 3: Example of emergent messages for $\text{max_len}:30$ and $a:5$ for the first 4 most frequent referents.

```
m1: 3,4,4,4,1,1,1,1,1,1,1,1,4,4,4,4,4,4,4,4,4,4,3,4,3,4,eos
m2: 3,1,3,3,1,1,1,1,1,1,4,4,4,4,4,2,4,2,4,2,4,2,4,2,4,3,2,eos
```

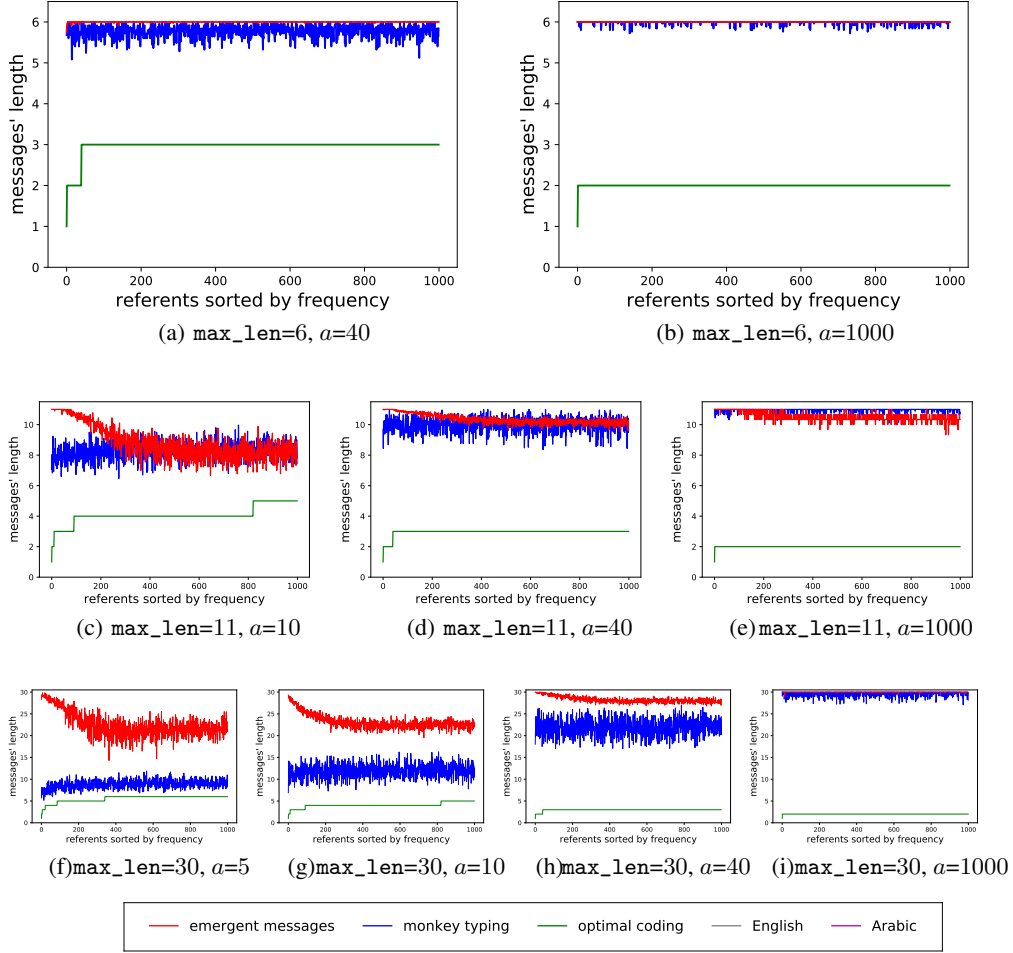


Figure A3: Mean message length across successful runs as a function of referents' frequency rank, with reference distributions. Natural language distributions are smoothed as in Fig. A2.

m3: 1,4,4,1,1,1,1,1,1,1,4,4,4,4,4,2,4,4,4,4,4,4,4,4,4,4,2,4,3,1,eos
m4: 1,4,4,1,1,1,1,1,1,1,4,4,4,4,4,4,4,4,4,4,4,4,4,2,4,2,2,4,1,4,eos

Listing 4: Example of emergent messages for max_len:30 and a:40 for the first 4 most frequent referents.

m1: 11,11,12,24,8,8,12,24,12,12,12,12,12,12,36,24,24,35,35,35,36,36,20,15,36,19,11,31,13,eos
m2: 13,31,31,24,8,8,8,8,8,8,8,8,19,24,3,3,36,36,19,29,15,31,30,31,15,19,11,13,eos
m3: 39,8,12,8,8,8,8,25,25,25,25,25,25,36,24,12,12,35,35,35,18,18,11,3,7,11,7,11,eos
m4: 14,31,8,8,8,8,8,24,25,25,25,36,36,36,36,36,36,36,36,36,36,3,2,35,30,31,21,29,eos

A.1.8 Entropy of symbol distributions in different codes

We report here the entropy of symbol unigrams and bigrams distributions for different codes in figure 7(a) and 7(b) respectively. We observe that, in both cases, emergent code's symbol distribution is more skewed than the considered reference codes.

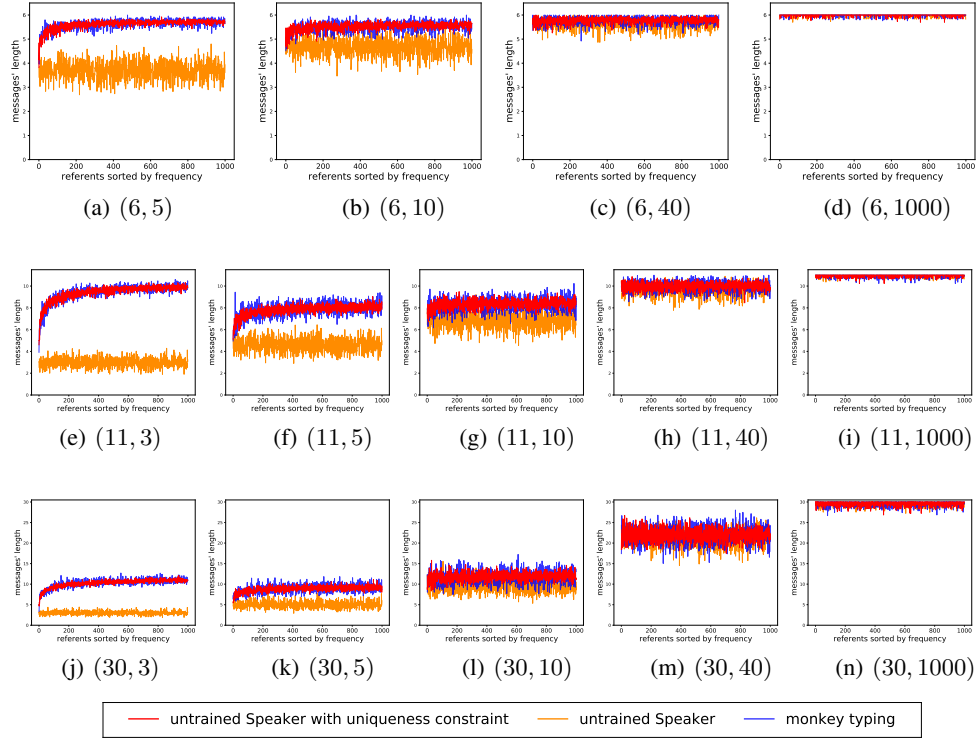


Figure A4: Average message lengths of different untrained Speakers as a function of referents' frequency. In each figure we report the results in a specific setting (\max_len, a).

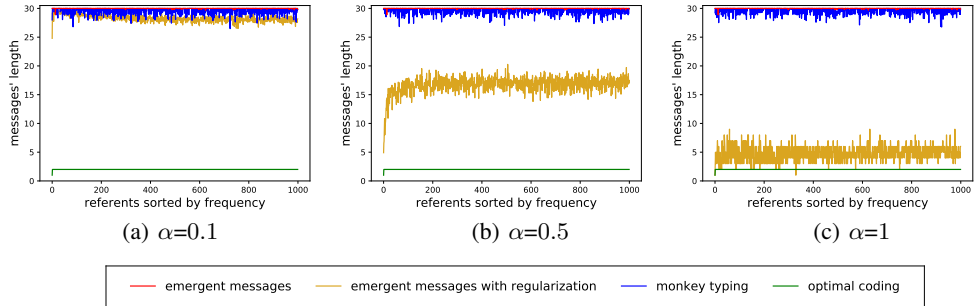
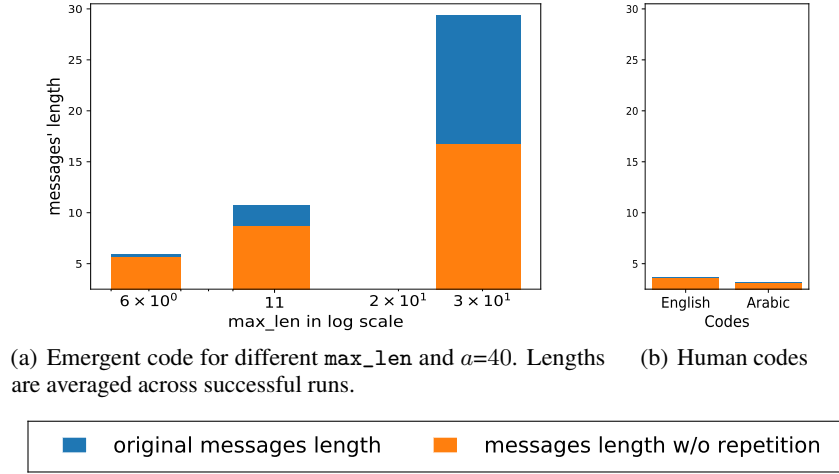
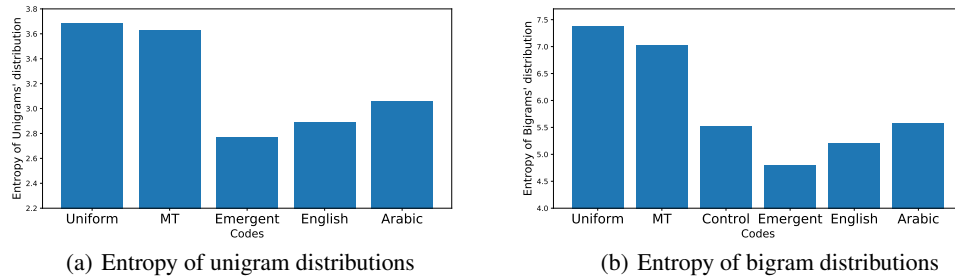


Figure A5: Length of messages as a function of referents' frequency for $\max_len = 30$ and $a = 1000$, when varying a .



(a) Emergent code for different max_len and $a=40$. Lengths are averaged across successful runs. (b) Human codes

Figure A6: Weighted messages length across referents of different codes before and after removing repetition in $a = 40$ setting. Repetition here refers to n consecutive identical symbols. We remove repetition by replacing these n symbols by only one of them.



(a) Entropy of unigram distributions

(b) Entropy of bigram distributions

Figure A7: Entropy of symbol unigrams and bigrams distributions for different codes. The higher the entropy is, the more uniform the distribution is. MT and control messages are averaged across 25 different simulations in ($\text{max_len}=30, a=40$) setting. Emergent messages are averaged across successful runs in the same setting.