
Scalable and transferable learning of algorithms via graph embedding for multi-robot reward collection

Hyunwook Kang*
Texas A&M University
College Station, Texas, USA
hwkang@tamu.edu

Aydar Mynbay
PUBG
Seoul, South Korea
aydar.mynbay@bluehole.net

James R. Morrison†
KAIST
Daejeon, South Korea
james.morrison@kaist.edu

Jinkyoo Park
KAIST
Daejeon, South Korea
jinkyoo.park@kaist.ac.kr

Abstract

Can the success of reinforcement learning methods for combinatorial optimization problems be extended to multi-robot scheduling problems in stochastic contexts? Three issues are particularly important in this context: quality of the resulting decisions, scalability, and transferability. To achieve these ends we generalize the concept of clique potential to stochastic clique potential. We extend a mean field inference fixed point iteration with this new concept and use it to modify the structure2vec method. We next propose a new reinforcement learning framework combining a graph representation of the problem and a consensus auction inspired by heuristics in the problem domain. This representation enables transferability in terms of the number of robots. Sequential encoding of information through multiple layers of our extended structure2vec results in 96% optimal performance of the learned heuristics. While training tractability is inherited from single robot methods in the literature, use of a multi-robot consensus auction-based relaxation of the maximum operation in the Bellman optimality equation allows for scalable selection of actions in the fitted Q-iteration. We apply our framework to multi-robot reward collection (MRRC) problems in stochastic environments with linear or non-linear rewards. In stochastic environments with non-linear rewards, the new method achieves 20% superior performance relative to the popular sequential greedy assignment (SGA) algorithm. Linear scalability in terms of training is achieved and demonstrated. Transferability is demonstrated by the use of a heuristic trained with three robots that continues to achieve 95% optimal performance when applied to problems with various numbers of robots. We further mention the results obtained when extending the approach to identical parallel machine scheduling (IPMS) problems.

1 Introduction

When individual robots become highly capable, the *orchestration* of systems of robots arises as an essential subsequent concern. In the class of orchestration problems, we focus on multi-robot reward

*Cyberphysical Systems Lab in Computer Engineering & Systems Group (CESG), Department of Electrical & Computer Engineering, Texas A&M University, TX 77843, USA

†Corresponding author. Department of Industrial & Systems Engineering, KAIST, 34141 Daejeon, South Korea

collection (MRRC) problems with stochastic task completion times and time-dependent rewards. Given a distribution \mathbb{D} of instances of such problems, we seek to learn a heuristic that exhibits three desirable properties: transferability, scalability, and performance.

Inspired by recent successes in the generation of heuristics for combinatorial optimization problems (Bello et al. (2016), Dai et al. (2017), Nazari et al. (2018), Kool et al. (2018)), we use deep reinforcement learning approaches. The method exploits a graph representation of the problem that is subjected to multiple layers of information extraction via an extended structure2vec (Dai et al. (2016)) to generate a surrogate for the state-action value function (or “Q function”). The extended structure2vec is inspired by an extended mean field inference result that allows for stochastic clique potentials. We develop an auction-fitted Q-iteration framework inspired by the deterministic multi-robot scheduling literature (Choi et al. (2009)). The auction operation serves as an action selection mechanism and replaces the max operation in Q-learning, which is computationally intractable when there are many tasks and robots. The resulting policies perform well in the stochastic context. The approach has also been implemented on identical parallel machine scheduling (IPMS) problems with some success.

1.1 Literature review

Recently, it has been shown for the deterministic traveling salesman problem (TSP) that learning heuristics can exhibit transferability and scalability. Dai et al. (2017) developed a heuristic learning method achieving about 8% suboptimality for large problems. Their method is transferable in the number of tasks; problems with twice as many tasks as present in the training data were solved with only an additional 1.5% suboptimality. The training requirement for the method of Dai et al. (2017) scales linearly with tasks for this one robot context. The learning approach in Kool et al. (2018) fares better with about 4% suboptimality. Learning heuristics for extensions of the TSP with multiple vehicles, such as the mTSP (Kaempfer and Wolf (2018)) capacitated VRP (CVRP) and the split delivery VRP (SDVRP), with similar performance were developed in Kool et al. (2018) and Nazari et al. (2018). Note that, mTSP or multiple vehicle VRP problems with objectives such as travelling cost minimization, can be considered as a single robot problem with multiple trips to and from the depot. This follows because the cost function is not dependent on time.

In the presence of time-dependent rewards, simultaneous robot allocations must be modeled. The deterministic multi-robot task allocation (MRTA) problem seeks a multi-robot routing plan to serve tasks with maximum total reward. Some scalable near-optimal approximation/heuristic methods have been developed for this NP-hard problem. Choi et al. (2009) provided a polynomial-time auction-based sequential greedy algorithm (SGA) which has theoretical guarantees on suboptimality. Empirically, SGA and its decentralized extension called the consensus-based bundle algorithm (CBBA) can achieve solutions with up to 97% optimality for scheduling problems with 20 tasks and 20 robots. (Though, when we use SGA as a benchmark for our studies, it typically achieves about 70% optimality.)

In the stochastic context, to our knowledge, there is no scalable near-optimal method for robot allocation problems. The best result, provided by Claes et al. (2015), obtains solutions with computational times that scale polynomially in robots and tasks. Their approach obtains solutions with nearly 70% optimality for time-dependent stochastic grid-world tour problems (where the task is to collect time-dependent rewards in all cells) with 6 robots over 66 cell grids. Note that Nazari et al. (2018) extended their approach to incorporate random rewards.

Transferability in task types (Devin et al. (2017)) and number of tasks (Bello et al. (2016), Dai et al. (2017), Nazari et al. (2018)) has been demonstrated. However, none appear to have considered transferability in terms of the number of robots.

When there are many robots and many tasks, the possible assignment space grows large. Thus the max-operation in Q-learning requires computation that grows factorially in the number of tasks/robots. For our multi-robot, multi-task environment, a computationally viable selection mechanism must be provided.

1.2 Contributions and organization

We focus on MRRC problems with stochastic task completion times and time dependent rewards. We also apply our method to IPMS problems. Our contributions are as follows. We

- Provide the first learning framework addressing MRRC/IPMS.
- For deterministic MRRC problems, obtain policies within 5% of optimal with linearly decaying rewards. Further, our approach allows for stochastic task completion times for which, to our knowledge, there is no current solution.
- Raise the issue of transferability in terms of the number of robots and demonstrate such capability
- For deterministic IPMS, obtain policies with 90% optimality relative to near-optimal heuristics (Google (2012)).
- Extend the fixed point equation for mean-field inference to allow for stochastic clique potentials .
- Extend structure2vec for inference problems in scheduling.
- For scalable computation and near-optimal performance, propose an auction-fitted Q-iteration framework and corresponding exploration method.
- Empirically demonstrate sub-exponential complexity of training and policy calculation with respect to number of tasks *and* robots.

The paper is organized as follows. In Section 2, we review the problem and relevant background concepts. In Section 3, we extend mean-field inference methods for issues relevant in scheduling problems. In Section 4, we develop a corresponding structure2vec inference procedure. In Section 5, we develop a multi-robot/machine Q-function inference. In Section 6, we introduce an auction-fitted Q-iteration framework for computational scalability. Numerical studies are reviewed in Section 7. Concluding remarks are provided in Section 8.

2 Discrete-time MRRC problems

In MRRC problems, independent identical robots sequentially serve spatially distributed tasks to collect rewards. The initial location and ending location of robots and tasks are arbitrary on a grid (e.g., grid world). The decision considered is the assignment of robots to tasks with the goal of maximizing the sum of collected rewards. We focus on the discrete-time version of such problems. Throughout we use a central decision making framework and assume instantaneous transmission of information.

A positive time-dependent reward is collected from each served task. This time-dependent reward is earned according to a predetermined reward rule $R(t)$, where t is the task’s age when it completes service.

For a robot to complete a task, a traveling phase, setup phase and process phase are required. The sum of these times is called the task completion time. Given a robot location and task, we assume that we know the distribution of the task completion time. Alternately, random samples from the distribution may be provided for learning. This assumption has been justified in Omidshafiei et al. (2015) and Omidshafiei et al. (2017).

We allow robots to cancel the previously assigned task and reassign themselves if they are in the traveling phase and a decision epoch occurs. In our discrete-time system, decision epochs occur at each time step. In this paper, we denote the time epochs as an ordered set $(t^1, t^2, \dots, t^k, \dots)$ where t^k denotes the k -th decision epoch. Abusing notation slightly, we use $(\cdot)^{t_k} = (\cdot)^k$. Note that for our discrete-time system, the time epochs $t^k = k$, $\forall k \geq 1$. Denote the set of robots as L_R , a particular robot as $r \in L_R$, and the set of all initially given tasks as L_T .

At each decision epoch k , all the required information for the central assignment decision maker to choose the next assignment is updated from the environment. This information includes: 1) the remaining tasks at decision epoch k , denoted as $L_T^k \subseteq L_T$, and 2) the set of tasks to which each robot r can be assigned, denoted as $L_T^k(r)$. For every free robot r at epoch k , the robot may be “unassigned” so that it may idle. We denote $A_T^k(r) := L_T^k(r) \cup \{\text{unassigned}\}$.

Information about the environment provided at each decision epoch k includes $E_{\tau\tau'}^k, D_{r\tau}^k$ and α^k defined as follows. $E_{\tau\tau'}^k$ denotes the distribution of the duration of time until task τ' will be complete if a robot were to be located at task τ and assigned to task τ' at decision epoch k (assuming the assignment $\tau, \tau' \in L_T^k$). $D_{r\tau}^k$ denotes the distribution of the duration of time until task τ will be complete if robot r is assigned to that task at decision epoch k (assuming the assignment $\tau \in L_T^k(r)$). Use the matrices $E^k = [E_{\tau\tau'}^k]$ and $D^k = [D_{r\tau}^k]$. Finally, the environment reveals the vector of ages of tasks in L_T^k as $\alpha^k \in \mathbb{R}^{\dim(L_T^k)}$ at decision epoch k . From decision epoch k to decision epoch $k+1$, these ages increase by $t^{k+1} - t^k$. At time epoch k , we will consider (E^k, D^k, α^k) as our system state and collectively refer to them as s^k . We use S^k as the set of all possible state values at decision epoch k . This definition is appropriate; see Omidshafiei et al. (2017).

We can define the assignment policy ϕ as mapping a state s^k to $a^k \in \times_{r \in L_R} A_T^k(r)$. Let $R(s_k, a_k, s_{k+1}) \in \mathbb{R}$ denote our reward function. The MRRC problem can be expressed as finding an optimal joint assignment policy ϕ^* such that

$$\phi^* = \operatorname{argmax}_{\phi} \mathbb{E} \left[\sum_{k=0}^{\infty} R(s_k, a_k, s_{k+1}) \mid s_0 \right].$$

3 Mean-field inference with stochastic clique potential

With an eye toward application to mean-field inference methods for Q-learning in scheduling problems in Section 4, here we extend the concept of clique potential to a stochastic clique potential. The concept of cliques on probabilistic graphical models is used to express the joint distribution of a collection of random variables $\mathcal{X} = \{X_1, X_2, \dots, X_n\}$ as a product of nonnegative functions. That is,

$$P(X_1, \dots, X_n) = \frac{1}{Z} \prod_k \phi^k(\mathcal{D}^k), \quad (1)$$

where ϕ^k is a non-negative function of a collection of random variables $\mathcal{D}^k \subseteq \mathcal{X}$ and Z is a normalizing constant. Sometimes, we will suppress the explicit dependence on \mathcal{D}^k and write simply ϕ^k . These functions ϕ^k are often referred to as clique potentials. The collection \mathcal{D}^k is referred to as the scope of clique potential ϕ^k .

The concept of cliques on probabilistic graphical models can be extended by allowing the cliques that contribute to the target distribution of (1) to be randomly generated. Such generalization is motivated by MRRC problems because routes are not fixed and must be determined based on the stochastic realizations of the task durations.

We model these characteristics as follows. Let $2^{\mathcal{X}}$ denote the power set of \mathcal{X} , that is, the set of all possible cliques. Use $n_{\mathcal{X}} := |2^{\mathcal{X}}|$. Recall that for each possible clique i , ϕ^i is its clique potential. Let V be a random vector $V = (V^1, V^2, \dots, V^{n_{\mathcal{X}}})$ where each element $V^i \in \{0, 1\}$, for $i \in \{1, \dots, n_{\mathcal{X}}\}$. For a particular realization of V , the elements V^i , $i \in \{1, \dots, n_{\mathcal{X}}\}$, serve as indicators of the presence of particular cliques in (1). Naturally, since V is random, this collection of cliques is random. Denote the support of V as E_V , that is, $E_V = \{v \in \{0, 1\}^{n_{\mathcal{X}}} : P(V = v) > 0\}$.

Definition 1. V is called a *stochastic model structure* for \mathcal{X} if for all $v \in E_V$, $P(X_1, \dots, X_n | V = v) = \frac{1}{Z_v} \prod_{i=1}^{n_{\mathcal{X}}} [\phi^i(\mathcal{D}^i)]^{v^i}$. In other words, $\{[\phi^i(\mathcal{D}^i)]^{v^i}\}$ factors $P(X_1, \dots, X_n | V = v)$.

Definition 2. Suppose that V is a stochastic model structure for \mathcal{X} . Then for each clique i , $i \in \{1, \dots, n_{\mathcal{X}}\}$, the *stochastic clique potential* ψ^i is defined with respect to V as $\psi^i(\mathcal{D}^i, V) \equiv [\phi^i(\mathcal{D}^i)]^{V^i}$.

Thus we have $\psi^i(\mathcal{D}^i, V) =: \begin{cases} \phi^i(\mathcal{D}^i), & \text{if } V^i = 1 \\ 1, & \text{if } V^i = 0 \end{cases}$ and we can write $P(X_1, \dots, X_n | V) = \frac{1}{Z} \prod_{i=1}^{n_{\mathcal{X}}} \psi^i(\mathcal{D}^i, V)$.

Consider the definitions above. For the marginal PMF of the i -th element of V corresponding to clique i , use $p_i = P(\{V^i = 1\})$ and $1 - p_i = P(\{V^i = 0\})$. If $p_i = 1$, $\phi^i(\mathcal{D}^i)$ is formed with probability 1, which means the stochastic clique potential concept can now be seen as a generalization of the traditional clique potential definition.

A new mean-field inference with stochastic clique potentials follows. Recall our cliques are labelled as $i \in \{1, \dots, n_{\mathcal{X}}\}$.

Theorem 3.1: Mean field approximation with stochastic clique potentials. Given a mean field inference problem, the distribution $Q_k(x_k)$ is locally optimal only if

$$Q_k(x_k) = \frac{1}{Z_k} \exp \left\{ \sum_{i \in \{1, \dots, n_{\mathcal{X}}\}: X_k \in \mathcal{D}^i} p_i \mathbb{E}_{(\mathcal{D}^i - \{X_k\}) \sim Q} [\ln \phi^i(\mathcal{D}^i, x_k)] \right\}$$

for all $k \in \{1, \dots, n\}$, with normalizing constant Z_k .

Proof. For brevity, proofs are relegated to the supplementary material.

4 Structure2vec for scheduling problems

We show how inference problems in scheduling can be modeled with the stochastic clique potentials of Section 3. We extend the structure2vec (Dai et al. (2016)) algorithm.

4.1 Review of structure2vec for TSP

Dai et al. (2017) showed that structure2vec (Dai et al. (2016)) with a pairwise Markov Network model works well for approximating the Q-function for combinatorial optimization problems. In particular for TSPs, a Markov Network was induced from (s_k, a_k) as a fully connected graph with current tasks as nodes and traveling costs as edges.

As pointed out in Dai et al. (2017), a fully connected Markov Network does not sufficiently reflect the nature of TSPs and achieved only 92% of optimal value. Note that full connectivity means that every possible clique exists. Allowing a clique to be present or not with some probability may better model scheduling problems.

A more representative proxy distribution is required. This is particularly true as in Section 5 we will propose to use multiple layers of structure2vec to achieve transferability to an unseen number of robots and tasks. As the number of layers increases, errors generated in each layer may compound. Such compounding of errors can increase variance in $Q(s, a)$ and result in a change in the order of $Q(s, a)$ among actions.

4.2 Inference in scheduling problems using Pairwise Dependency Network

While each clique potential in a Markov network is a joint distribution of random variables in the scope of the clique, the clique potentials in a Dependency Network, c.f., Neville and Jensen (2007) and Heckerman et al. (2000), are conditional distributions. Hereafter, we assume that clique potentials in Dependency Networks approximately satisfy (1), as in Neville and Jensen (2007). We consider a special case of Dependency Networks where all cliques are 2-node cliques. In this case, we can express the cliques as a directed graph where each edge creates one dependency clique. We refer to this particular network as a Pairwise Dependency Network (PDN). For inference problems in scheduling, we will demonstrate that the adoption of stochastic clique potentials for a PDN is useful. Note that in such a PDN, one must set $P(V) = 0$ if the any of corresponding activated cliques (i.e., those cliques i for which $V^i = 1$) are not simple cliques (i.e., consisting of only one edge). $P(V) \geq 0$ only if the activated cliques are simple cliques.

In an MRRC problem, we want to infer the optimal reward at each node for each particular task selection. The route taken by each robot corresponds to a particular set of chosen edges. Since the visiting times at each node are dependent on the visiting times at the previous node, this problem can be modeled as a PDN with directed edges indicating the direction of a robot. Since task durations are random, the route itself is not predetermined and not fixed. We can model this fact using stochastic clique potentials.

For each node (task) in an MRRC problem, only one departing edge is possible. This behavior is well modeled as a mutual exclusivity relationship among stochastic clique potentials. That is, for each node k in the PDN, we then have $\sum_{i \in \{1, \dots, n_{\mathcal{X}}\}: X_k \in \mathcal{D}^i} V^i(\mathcal{D}^i) = 1$. When we take the expectation of the mutual exclusivity constraint we obtain $\sum_{i \in \{1, \dots, n_{\mathcal{X}}\}: X_k \in \mathcal{D}^i} p_i = 1$.

Hereafter, we use the fact that cliques in a PDN are simply edges between nodes. For convenience, we label each such simple clique by the indices m and n , to indicate the edge from node m to node n .

4.3 Structure2vec for scheduling problems

Denote the marginal probability for the occurrence of the simple clique from nodes m to n as $p_{m,n}$. We develop a structure2vec procedure for scheduling problems that uses stochastic clique potentials on a PDN. We follow the approach of Dai et al. (2017) and assume that the joint distribution of random variables can be written as

$$P(\{H_k\}, \{X_k\}) \propto \prod_{k \in \mathcal{V}} \psi^i(H_k | X_k) \prod_{k, i \in \mathcal{V}} \psi^i(H_k | H_i).$$

Proceeding as detailed in the supplement, we obtain

$$\tilde{\mu}_k = \sigma \left(W_1 x_k + W_2 \sum_{j \neq k} p_{kj} \tilde{\mu}_j \right).$$

Since the p_{mn} are not usually available, the first step in the structure2vec inference procedure is to infer the $p_{m,n}$ for all pairs of nodes m and n while respecting the equation $\sum_{i \in \{1, \dots, n_{\mathcal{X}}\}: X_k \in \mathcal{D}^i} p_i = 1$. For this purpose we introduce and use a simple $p_{m,n}$ inference method. For each node pair m and n , suppose that a random vector $U_{mn} = (U_{mn}^1, U_{mn}^2, \dots, U_{mn}^M)^T$ includes all the i random variables which are sufficient for inferring the likelihood a robot which just completed task i will next be assigned to serve task j . Suppose that we have l samples $\{u_{mn}^1, u_{mn}^2, \dots, u_{mn}^l\}$ of the random vector U_{mn} .

Using neural networks parametrized by W_1 and W_2 and the sampled vectors, we obtain an estimate for the $p_{m,n}$ satisfying $\sum_{i \in \{1, \dots, n_{\mathcal{X}}\}: X_k \in \mathcal{D}^i} p_i = 1$ by using Algorithm 1 in the supplement.

5 Multi-robot/machine assignment evaluation

5.1 Intuition for achieving transferability of the Q-function

The key to transferability with respect to the number of robots is by carefully encoding information using a two-layer structure2vec procedure. Further details are provided in the supplement.

5.2 Q-function inference in MRRC problems

We next provide the detailed algorithm for Q-function inference in MRRC problems. For simplicity, we first assume the task completion times are deterministic. (This is relaxed later).

Let x_i denote the vector associated with the node for task i in $G_1(s_k, a_k)$. For our MRRC application, this vector can be reduced to a scalar. Let $x_i = 0$ if task i is unassigned, $x_i =$ task completion time for the task if task i is assigned. As seen in Dai et al. (2016), the iterations in the structure2vec procedure will propagate these values to other nodes. How much other assigned node's values were propagated into each node after the last iteration can be approximately considered as sufficient information to infer how far that node is (graphically) located from the nodes with robots assigned.

In MRRC, we set each node vector in $G_2(s_k, a_k)$ as its age (again, a scalar is sufficient).

To calculate $Q(s_k, a_k)$, as in Dai et al. (2017), we assume that the vector obtained as the sum of the output vectors of $s2v(s2v(G_1(s_k, a_k)), G_2(s_k, a_k))$ is a sufficient statistic. This vector is then used to infer $Q(s_k, a_k)$ with a fully connected neural network layer.

In the stochastic context, each node will possess a random variable for the task completion time. Denote the index of the task assigned to robot m as t_m . Denote the random variable for task completion time of each robot m as Y_{t_m} . We seek to calculate $E[Q(Y_{t_1}, Y_{t_2}, \dots, Y_{t_{\mathcal{R}}})]$ where \mathcal{R} denotes

the number of robots. Denote the l -th sample of Y_{t_m} as $y_{t_m}^l$. Note that $\frac{1}{N} \sum_{k=1}^N Q(y_{t_1}^l, y_{t_2}^l, \dots, y_{t_R}^l)$ is a consistent estimator of $E[Q(Y_{t_1}, Y_{t_2}, \dots, Y_{t_R})]$. Therefore, we first sample $\{y_{t_m}^k\}$, calculate $Q(y_{t_1}^l, y_{t_2}^l, \dots, y_{t_R}^l)$ as if it is deterministic, and average them to get the consistent estimator for $E[Q(Y_{t_1}, Y_{t_2}, \dots, Y_{t_R})]$. We summarize the whole inference process in Algorithm 2 which is provided in the supplement.

6 Auction-fitted Q-iteration and parameter space exploration

The $Q(s_k, a_k)$ inference method in Section 3, together with the fitted Q-iteration framework with adequate exploration method, enable one to learn a multi-robot assignment policy. However, the number of possible assignments to consider grows exponentially.

In this section, we introduce a new framework called auction-fitted Q-iteration that is enabled by the transferability of $Q(s_k, a_k)$. While the newly suggested framework has polynomial complexity for assignment choice, the empirical results exhibit very small losses in performance compared to optimal solutions. While ϵ -greedy exploration cannot be used in this framework, parameter space exploration Plappert et al. (2017) is employed.

Note that while our approach draws inspiration from SGA and CBBA (Choi et al. (2009)), we extend the idea of bundling to the stochastic context (via consideration of task assignment as a bundle) and incorporate learning of the Q-function.

6.1 Auction-fitted Q-iteration

In Q-learning or fitted Q-iteration, the maximum operation (we call it max-operation) plays a key role. During the data gathering phase, regardless of the preciseness of the current $Q(s_k, a_k)$ parametrization, we seek a parameter that minimizes $E[Q_\theta(s_k, a_k) - [r(s_k, a_k) + \gamma \max_{a'} (Q_\theta(s'_{k+1}, a'_{k+1}))]]$, where the max-operation is used to compute the target Q-value.

In the auction-fitted Q-iteration, we use an auction-based policy (ADP) denoted as π_{Q_θ} to replace the max-operation. In the data phase, we gather data using π_{Q_θ} . In the training phase, we seek the parameter θ that minimizes $E[Q_\theta(s_k, a_k) - [r(s_k, a_k) + \gamma (Q_\theta(s'_{k+1}, \pi_{Q_\theta}(s'_{k+1}))]]$.

Note that ABP is embedded in our fitted Q-iteration framework. In fitted Q-iteration, learning occurs after each problem is solved, that is, after the complete prosecution of all tasks in a given problem. When learning, Q_θ is updated and the robots use this updated Q_θ information for the next problem. We assume full communication and complete system awareness so that each robot can calculate $Q_\theta(s_k, a_k)$ for all possible a_k .

Suppose that we are in decision epoch k . Recall that we denote the set of robots as L_R , the set of all initially given tasks as L_T , and the remaining tasks as $L_T^k \subseteq L_T$. Within a given problem, $\pi_{Q_\theta}(s_k)$ is sequentially constructed for each epoch through iterations between two phases: the bidding phase and the consensus phase.

In the bidding phase, every robot shares a *common chosen bid list* \mathcal{Y} (which contains only preexisting assignments initially). \mathcal{Y} is a set of task-robot assignment pairs (r, τ) where $r \in L_R$ and $\tau \in L_T^k$ which are either 1) pairs that have been unfinished from previous epochs, or 2) pairs that were chosen in previous iterations. Each unassigned robot r_i chooses its bid \mathbf{b}_i (it's robot-task pairing) according to the following three rules. Rule 1: for all $\tau \in L_T^k$, robot r_i calculates $Q(s_k, \mathcal{Y} \cup \{(r_i, \tau)\})$ while ignoring the existence of other unassigned robots. That is, robot r_i calculates the value of the Q-function for a $|\mathcal{Y}|+1$ robot problem. Rule 2: For τ with maximum $Q(s_k, \mathcal{Y} \cup \{(r_i, \tau)\})$, robot r_i chooses to bid $\mathbf{b}_i = (r_i, \tau)$. Rule 3: $(\mathbf{b}_i, Q(s_k, \mathcal{Y} \cup \mathbf{b}_i))$ for all unassigned robots are stored in a list \mathbf{B} called the *bid list*. This process is conducted for all robots without consideration of each other. As such, conflicts for a specific task may arise between the bids. As in Choi et al. (2009), such conflicts are resolved in the consensus phase.

The consensus phase is simple. The central assignment decision maker finds the element $\mathbf{b}^* \in \mathbf{B}$ with the greatest $Q(s_k, \mathcal{Y} \cup \mathbf{b}^*)$. Then \mathcal{Y} is updated as $\mathcal{Y} \cup \mathbf{b}^*$ and the bid list \mathbf{B} is emptied.

These bidding and consensus phases are conducted iteratively until $|\mathcal{Y}| = |L_R|$; that is, until there are no unassigned robots. Then we set $\pi_{Q_\theta}(s_k)$ as \mathcal{Y} . One can easily verify that the computational complexity of π_{Q_θ} is $O(|L_R||L_T|)$.

6.2 Exploration method for auction-fitted Q-iteration

We use parameter space exploration as detailed in the supplement.

7 Experimental evaluation

We conducted numerical studies for MRRC problems and IPMS problems. The details of our studies are provided in the supplement. Here, we provide summary tables and brief interpretation.

For linearly decaying rewards in a deterministic environment, the proposed heuristic obtains solutions with about 96% optimality. As compared to the benchmark heuristic CBBA (SGA), the proposed heuristic is 23% superior; see Figure 1. In the stochastic and/or nonlinear reward case, the proposed heuristic is 20% superior to the benchmark heuristic CBBA (SGA); see Figure 2. For detailed experimental results, see the supplement.

Figure 1: Results for linearly decaying rewards in deterministic environment.
Trained/tested on $N_a \in \{2, 3, 5, 8\}$, $N_t \in \{20, 30, 40, 50\}$

N_t	N_a									
	2		3		5		8		AVR	
	Our	CBBA	Our	CBBA	Our	CBBA	Our	CBBA	Our	CBBA
20	0,9831	0,7158	0,9750	0,8087	0,9525	0,8306	0,9599	0,8495	0,9676	0,8011
30	0,9784	0,7443	0,9780	0,7538	0,9535	0,8640	0,9662	0,8046	0,9690	0,7916
40	0,9100	0,6622	0,9049	0,7084	0,9699	0,7885	0,9611	0,8013	0,9365	0,7401
50	0,9804	0,7663	0,9164	0,7127	0,9565	0,8372	0,9685	0,8086	0,9555	0,7812
AVR	0,9630	0,7221	0,9436	0,7459	0,9581	0,8301	0,9639	0,8160	0,9571	0,7785

Figure 2: Trained/tested with $N_a \in \{2, 3, 5, 8\}$, average result for $N_t \in \{20, 30, 40, 50\}$ set
(Detailed result: Supplement). Results compared to CBBA (SGA)

	2	3	5	8	All
Nonlinearly decaying/ Deterministic	1.2645	1.2506	1.1320	1.0827	1.1824
Linearly decaying/ Stochastic	1.3454	1.3180	1.2024	1.1112	1.2442
Nonlinearly decaying/ Stochastic	1.2278	1.2390	1.1410	1.1099	1.1794

Variants in each components of proposed method are tested to property assess the contribution of component. See the supplement.

Transferability was also achieved. For example, a heuristic trained with 3 robots and 30 tasks was used in a variety of other problem instances both smaller and larger. The proposed heuristic continues to obtain 95% optimal performance. For detailed experimental result, see the supplement.

Scalability in terms of training requirement is shown to be achieved. For results, see the supplement.

The details of IPMS performance are provided in the supplement. Similar results are achieved.

8 Concluding remarks

We extended the concept of clique potential to a stochastic clique potential and revise the structure2vec method. These concepts were exploited, together with an auction-based policy, to solve MRRC.

Numerical studies were conducted. The proposed heuristic obtained good quality results for linear rewards in a deterministic environment relative to optimal. With either nonlinear rewards or a stochastic environment, the proposed heuristic was 20% superior to the baseline. Transferability to problems with a number of robots and tasks unseen in the training problems was demonstrated.

Finally, the numerical studies suggest that learning occurs quickly and the approach is scalable in terms of training.

The consideration of stochastic clique potentials appears to well enable learning for systems with an MRRC or IPMS problem structure. The replacement of the max-operation with an auction-based policy allows fast decision-making with apparently better reward. To our knowledge, this work represents the first successful approach to combinatorial optimization in the multi-robot context for stochastic environments or with non-linear rewards.

References

- Bello, I., Pham, H., Le, Q. V., Norouzi, M., and Bengio, S. (2016). Neural Combinatorial Optimization with Reinforcement Learning. *Annual Review of Cell and Developmental Biology*, 15(1):81–112.
- Choi, H. L., Brunet, L., and How, J. P. (2009). Consensus-based decentralized auctions for robust task allocation. *IEEE Transactions on Robotics*, 25(4):912–926.
- Claes, D., Robbel, P., Oliehoek, F. A., Tuyls, K., Hennes, D., and van der Hoek, W. (2015). Effective Approximations for Multi-Robot Coordination in Spatially Distributed Tasks. *Aamas*, pages 881–890.
- Dai, H., Dai, B., and Song, L. (2016). Discriminative Embeddings of Latent Variable Models for Structured Data. 48:1–23.
- Dai, H., Khalil, E. B., Zhang, Y., Dilkina, B., and Song, L. (2017). Learning Combinatorial Optimization Algorithms over Graphs. (Nips).
- Devin, C., Gupta, A., Darrell, T., Abbeel, P., and Levine, S. (2017). Learning modular neural network policies for multi-task and multi-robot transfer. In *2017 IEEE International Conference on Robotics and Automation (ICRA)*, pages 2169–2176. IEEE.
- Google (2012). Google OR-Tools.
- Heckerman, D., Chickering, D. M., Meek, C., Rounthwaite, R., and Kadie, C. (2000). Dependency networks for inference, collaborative filtering, and data visualization. *The Journal of Machine Learning Research*, 1:49–75.
- Kaempfer, Y. and Wolf, L. (2018). Learning the Multiple Traveling Salesmen Problem with Permutation Invariant Pooling Networks.
- Kingma, D. P. and Ba, J. (2014). Adam: A Method for Stochastic Optimization.
- Koller, D. and Friedman, N. (2009). *Probabilistic graphical models : principles and techniques*. The MIT Press, 1st editio edition.
- Kool, W., van Hoof, H., and Welling, M. (2018). Attention, Learn to Solve Routing Problems!
- Lillicrap, T. P., Hunt, J. J., Pritzel, A., Heess, N., Erez, T., Tassa, Y., Silver, D., and Wierstra, D. (2015). Continuous control with deep reinforcement learning.
- Mnih, V., Kavukcuoglu, K., Silver, D., Graves, A., Antonoglou, I., Wierstra, D., and Riedmiller, M. (2013). Playing Atari with Deep Reinforcement Learning. pages 1–9.
- Nazari, M., Oroojlooy, A., Snyder, L. V., and Takáč, M. (2018). Reinforcement Learning for Solving the Vehicle Routing Problem.
- Neville, J. and Jensen, D. (2007). Relational Dependency Networks. *Journal of Machine Learning Research*, 8:653–692.
- Omidshafiei, S., Agha-mohammadi, A.-a., Amato, C., and How, J. P. (2015). Decentralized control of Partially Observable Markov Decision Processes using belief space macro-actions. In *2015 IEEE International Conference on Robotics and Automation (ICRA)*, pages 5962–5969. IEEE.

- Omidshafiei, S., Agha-Mohammadi, A., Amato, C., Liu, S., How, J. P., and Vian, J. (2017). Decentralized control of multi-robot partially observable Markov decision processes using belief space macro-actions. *The International Journal of Robotics Research*, 36(2):231–258.
- Plappert, M., Houthoofd, R., Dhariwal, P., Sidor, S., Chen, R. Y., Chen, X., Asfour, T., Abbeel, P., and Andrychowicz, M. (2017). Parameter Space Noise for Exploration. pages 1–18.
- Ranganath, R., Tran, D., and Blei, D. M. (2015). Hierarchical Variational Models.
- van Hasselt, H., Guez, A., and Silver, D. (2015). Deep Reinforcement Learning with Double Q-learning.

Supplementary materials

Material for Section 3: Proof of Theorem 3.1

In mean field inference, we want to find a distribution $Q(X_1, \dots, X_n) = \prod_{i=1}^n Q_i(X_i)$ such that the cross entropy between it and a target distribution is minimized. We have assumed that the target distribution, given a random variable V , is factored by the stochastic clique potentials. That is, V is a stochastic model structure for \mathcal{X} . Following the notation in Koller and Friedman (2009), the mean field inference problem can be written as the following optimization problem.

$$\begin{aligned} \min_Q \quad & \mathbb{D} \left(\prod_i Q_i \mid P(X_1, \dots, X_n \mid V) \right) \\ \text{s.t.} \quad & \sum_{x_i} Q_i(x_i) = 1 \quad \forall i \end{aligned}$$

Here $\mathbb{D}(\prod_i Q_i \mid P(X_1, \dots, X_n \mid V))$ can be expressed as $\mathbb{D}(\prod_i Q_i \mid P(X_1, \dots, X_n \mid V)) = \mathbb{E}_Q [\ln(\prod_i Q_i)] - \mathbb{E}_Q [\ln(P(X_1, \dots, X_n \mid V))]$.
Note that

$$\begin{aligned} \mathbb{E}_Q [\ln(P(X_1, \dots, X_n \mid V))] &= \mathbb{E}_Q \left[\ln \left(\frac{1}{z} \prod_{i=1}^{n_{\mathcal{X}}} \psi^i(\mathcal{D}^i, V) \right) \right] \\ &= \mathbb{E}_Q \left[\ln \left(\frac{1}{z} \prod_{i=1}^{n_{\mathcal{X}}} \psi^i(\mathcal{D}^i, V) \right) \right] \\ &= \mathbb{E}_Q \left[\sum_{i=1}^{n_{\mathcal{X}}} V^i \ln(\phi^i(\mathcal{D}^i)) \right] - \mathbb{E}_Q [\ln(Z)] \\ &= \mathbb{E}_V \left[\mathbb{E}_Q \left[\sum_{i=1}^{n_{\mathcal{X}}} V^i \ln(\phi^i(\mathcal{D}^i)) \mid V^i \right] \right] - \mathbb{E}_Q [\ln(Z)] \\ &= P(V^i = 1) \left[\mathbb{E}_Q \left[\sum_{i=1}^{n_{\mathcal{X}}} \ln(\phi^i(\mathcal{D}^i)) \right] \right] - \mathbb{E}_Q [\ln(Z)] \\ &= p_i \left[\mathbb{E}_Q \left[\sum_{i=1}^{n_{\mathcal{X}}} \ln(\phi^i(\mathcal{D}^i)) \right] \right] - \mathbb{E}_Q [\ln(Z)]. \end{aligned}$$

Hence, the above optimization problem can be written as

$$\begin{aligned} \max_Q \quad & p_i \left[\mathbb{E}_Q \left[\sum_{i=1}^{n_{\mathcal{X}}} \ln(\phi^i(\mathcal{D}^i)) \right] \right] + \mathbb{E}_Q \left[\sum_{i=1}^n (\ln Q_i) \right] \\ \text{s.t.} \quad & \sum_{x_i} Q_i(x_i) = 1 \quad \forall i \end{aligned} \tag{2}$$

In Koller and Friedman (2009), the fixed point equation is derived by solving an analogous equation to (2) without the presence of the p_i . Theorem 3.1 follows by proceeding as in Koller and Friedman (2009) with straightforward accounting for p_i .

Material for Section 4.3: structure2vec iteration derivation for stochastic clique potentials

Denote the marginal probability for the occurrence of the simple clique from nodes m to n as $p_{m,n}$. We develop a structure2vec procedure for scheduling problems that uses stochastic clique potentials

on a PDN. We follow the approach of Dai et al. (2017) and assume that the joint distribution of random variables can be written as

$$p(\{H_k\}, \{X_k\}) \propto \prod_{k \in \mathcal{V}} \psi^i(H_k | X_k) \prod_{k, i \in \mathcal{V}} \psi^i(H_k | H_i).$$

Expanding the fixed-point equation for the mean field inference from Theorem 3.1, we obtain:

$$\begin{aligned} Q_k(h_k) &= \frac{1}{Z_k} \exp \left\{ \sum_{\psi^i: H_k \in \mathcal{D}^i} \mathbb{E}_{(\mathcal{D}^i - \{H_k\}) \sim Q} [\ln \psi^i(H_k = h_k | \mathcal{D}^i)] \right\} \\ &= \frac{1}{Z_k} \exp \left\{ \ln \phi(H_k = h_k | x_k) + \sum_{i \in \mathcal{V}} \int_{\mathcal{H}} p_{ki} Q_i(h_i) \ln \phi(H_k = h_k | H_i) dh_i \right\}. \end{aligned}$$

This fixed-point equation for $Q_k(h_k)$ is a function of $\{Q_j(h_j)\}_{j \neq k}$ such that

$$Q_k(h_k) = f(h_k, x_k, \{p_{kj} Q_j(h_j)\}_{j \neq k}).$$

As in Dai et al. (2016), this equation can be expressed as a Hilbert space embedding of the form

$$\tilde{\mu}_k = \tilde{T} \circ (x_k, \{p_{kj} \tilde{\mu}_j\}_{j \neq k}),$$

where $\tilde{\mu}_k$ indicates a vector that encodes $Q_k(h_k)$. In this paper, we use the nonlinear mapping \tilde{T} (based on a neural network form) suggested in Dai et al. (2016):

$$\tilde{\mu}_k = \sigma \left(W_1 x_k + W_2 \sum_{j \neq k} p_{kj} \tilde{\mu}_j \right).$$

Material for Section 4.3: Algorithm 1

Let \mathcal{V} denote the set of nodes. In lines 1 and 2, the likelihood of the existence of a directed edge from each node m to node n is computed by calculating $W_1 (\text{relu}(W_2 u_{mn}^k))$ and averaging over the l samples. In lines 3 and 4, we use the soft-max function to obtain $p_{m,n}$.

```

1 For  $m, n \in \mathcal{V}$  do
2    $g_{mn} = \frac{1}{l} \sum_{k=1}^l W_1 (\text{relu}(W_2 u_{mn}^k))$ 
3 For  $m, n \in \mathcal{V}$  do
4    $p_{m,n} = \frac{e^{g_{mn}/\tau}}{\sum_{j \in \mathcal{V}} e^{g_{mj}/\tau}}.$ 
```

Material for Section 5.1: Intuition for achieving transferability of the Q-function

(For theoretical justifications of hierarchical variational inference, refer to Ranganath et al. (2015)).

The key idea to transferability is using one layer of structure2vec to extract information on a task's graphical location relative to all robots. Concatenating the task age information to each node and employing a second layer of structure2vec will provide sufficient information for $Q(s_k, a_k)$ estimation. See the argument in Dai et al. (2016). We will see detailed intuition below.

In the sequel, we consider a graph G as consisting of a node for each task and directed edges with weights $p_{m,n}$ from node m to node n . To each node is assigned a vector of information extracted from the problem. If the graph is built from (s_k, a_k) , we denote it as $G(s_k, a_k)$. When $G(s_k, a_k)$ is used as input for the structure2vec operation, we denote the output graph of vectors as $s2v(G(s_k, a_k))$. Sometimes we use a subscript for the graph G to help distinguish it from other graphs.

The first key idea is the following. Suppose that we can carefully build a graph $G_1(s_k, a_k)$ so that the vectors at nodes in $s2v(G_1(s_k, a_k))$ each include sufficient information for the task's graphical location relative to all robots. Note that if we well learn a function capable of estimating a task's

graphical location relative to all robots, then it can be used for the same purpose when the tasks and robots differ in number and location.

Further, suppose that we can build a graph $G_2(s_k, a_k)$ out of (s_k, a_k) with vectors at nodes that represent each task’s reward-related information (such as its age). We concatenate the vectors of $s2v(G_1(s_k, a_k))$ and $G_2(s_k, a_k)$ at each node to obtain a graph $G_3(s_k, a_k)$. The graph $G_3(s_k, a_k)$ combines both the information for each task’s graphical location relative to all robots and each task’s reward-related information. As argued in Dai et al. (2016) and Dai et al. (2017), $s2v(G_3(s_k, a_k))$ will be sufficient information for $Q(s_k, a_k)$ estimation. As noted in Dai et al. (2016) this property follows from structure2vec’s Weisfeiler-Lehman graph kernel-like procedure. That is, given $G_3(s_k, a_k)$, the number of tasks or robots does not provide additional information for the inference of $Q(s_k, a_k)$.

The second key idea for transferability is that even when the training and testing problems are different, $s2v(G_3(s_k, a_k))$ is likely to serve as sufficient information for inferring the order of $Q(s_k, a_k)$ among a_k . The primary loss of information will occur in how much $Q(s_k, a_k)$ we infer from $G_3(s_k, a_k)$. Since the training and test cases are of different size, the Q-function prediction may be under-estimated or over-estimated. However, such underestimation or overestimation need not impair the decision making so long as the relative order of Q-functions among actions are retained.

Material for Section 5.2: Algorithm 2

```

1   $\alpha_i$  = age of node  $i$ 
2  The set of nodes for assigned tasks  $\equiv \mathcal{V}_A$ 
3  Initialize  $\{\mu_i^{(0)}\}, \{\gamma_i^{(0)}\}$ 
4  for  $l = 1$  to  $N$ :
5    for  $i \in \mathcal{V}$  do:
6      sample  $y_{t_i}^l$ 
7      if  $i \in \mathcal{V}_A$ :
8         $x_i = y_{t_i}^l$ 
9      else:  $x_i = 0$ 
10     for  $t = 1$  to  $T_1$  do
11       for  $i \in \mathcal{V}$  do
12          $l_i = \sum_{j \in \mathcal{V}} p_{ji} \mu_j^{(t-1)}$ 
13          $\mu_i^{(t)} = \text{relu}(W_3 l_i + W_4 x_i)$ 
14        $\tilde{\mu}_l = \text{Concatenate}(\mu_i^{(T_1)}, \alpha_i)$ 
15     for  $t = 1$  to  $T_2$  do
16       for  $i \in \mathcal{V}$  do
17          $l_i = \sum_{j \in \mathcal{V}} p_{ji} \gamma_j^{(t-1)}$ 
18          $\gamma_j^{(t)} = \text{relu}(W_5 l_i + W_6 \tilde{\mu}_i)$ 
19      $Q_l = W_7 \sum_{i \in \mathcal{V}} \gamma_i^{(T)}$ 
20   $Q_{avg} = \frac{1}{N} \sum_{l=1}^N Q_l$ 

```

Material for Section 6.1: Parameter space exploration with auction-fitted Q-iteration

We next provide an exploration method for the auction-fitted Q-iteration introduced in Section 6.1. One could use the ϵ -greedy method of Q-learning. However, the ϵ -greedy method is inefficient with large actions spaces. Further, due to the combinatorial nature of our problem, an ϵ -greedy random action would often select an unreasonable robot-task assignment which does not contribute to exploration.

Recall that the policy $\pi_{Q_\theta}(s_k)$ uses $Q_\theta(s_k, a_k)$ for its calculation. Note here that θ denotes all neural network parameters used in the structure2vec iterations introduced in Section 5. Since $Q_\theta(s_k, a_k)$ is parametrized by θ , exploration with $\pi_{Q_\theta}(s_k)$ can be performed by exploration with parameter θ .

Such exploration in parameter space has been introduced in the policy gradient RL literature. In Plappert et al. (2017), parameter space exploration was shown to provide significantly superior

performance relative to policy perturbation approaches. While this method was originally developed for policy gradient based methods, we will show that exploration in parameter space can be particularly useful in auction-fitted Q-iteration.

When conducting exploration, a random perturbation of the neural network parameters θ in `structure2vec` is conducted prior to the consideration of the next problem. The result is a perturbation to the surrogate Q-function used for decision making via the policy $\pi_{Q_\theta}(s_k)$ throughout that problem. Similarly, when conducting exploitation, the current surrogate Q-function is used throughout the problem. Updates for the surrogate Q-function may only occur after each problem is complete (and typically after a group of problems).

Material for Section 7.1: Experimental evaluation details

Detailed methods

Structure2vec architecture For each `structure2vec` layer, 256-dimensional vectors were allocated for the initial vectors $\mu_i^{(0)}, \gamma_i^{(0)}$. Five fixed-point iterations were used in each layer. For neural networks W1 and W2 in Algorithm 1 and neural networks W2-W7 in Algorithm 2, the dimension of the hidden units are provided in Figure 3. Each neural network was trained with the Adam optimizer (Kingma and Ba (2014)).

Figure 3: Dimensions of hidden units in `structure2vec` architecture

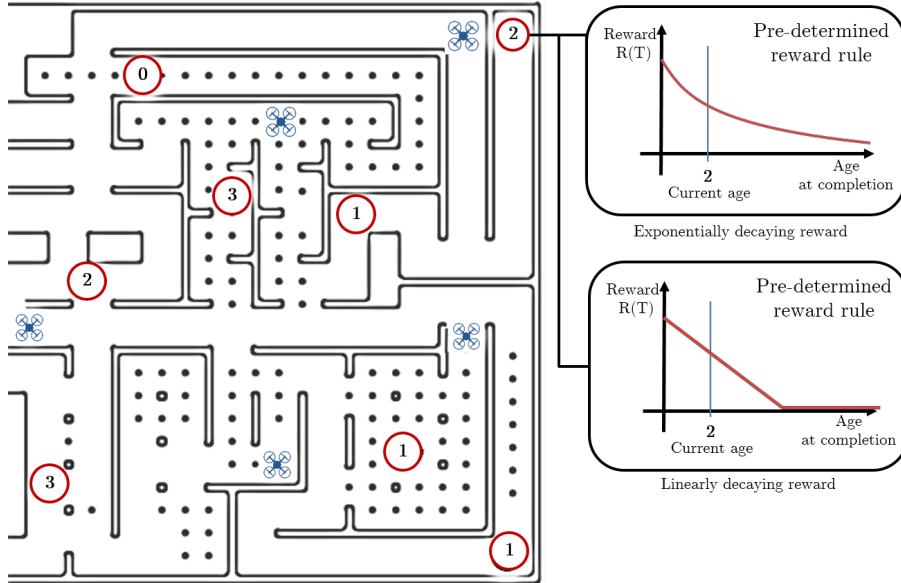
Networks	W1	W2	W3	W4	W5	W6	W7
Dimension	256×1	256×1	256×256	256×1	256×256	256×257	256×1

Auction-fitted Q-learning To compute the Q-function for stochastic task completion times, ten samples were used for each $Q(s_k, a_k)$ computation. Our Q-learning used double Q-learning (van Hasselt et al. (2015)), experience replay (Mnih et al. (2013)), and Target update with Polyak averaging (Lillicrap et al. (2015)). For parameter space exploration (i.e., Plappert et al. (2017)), we used $\sigma=0.2$ and update parameter $\alpha=1.01$.

MRRC experiments

Overview

Figure 4: A part of a 20×40 grid-world for MRRC



The MRRC is conducted in a grid-world environment as follows. Robots and tasks are randomly located in a discrete maze-like environment initially; see Figure 4. There, numbered circles are tasks; the number is the task age. Robots are depicted as quadrotors. Walls cannot be passed through. We assume that task setup and processing times are zero. Every task obeys the same time-dependent linear or nonlinear reward rule. Linearly decaying rewards obey $f(t) = 200 - t$ until reaching 0, where t is the task age. For nonlinearly decaying rewards, $f(t) = \lambda^t$ for $\lambda = 0.99$ was used. The initial age of tasks were uniformly distributed in the interval $[0, 100]$.

In our deterministic cases, robots may move to a neighboring cell as desired at the subsequent time step. For stochastic cases, the next location of a robot is randomly determined as a function of its intent and current cell; it may arrive to the desired adjacent cell or a neighboring cell with certain probabilities. The movement success probability is dependent on the the land type where the robot currently resides. “Easy” land is depicted with no dots. With 70%, 10%, 10%, and 10% chance a robot moves as desired, to the left, to the right, and in the reverse of the desire, respectively. In “harsh” land, depicted with small solid dots, with 55%, 15%, 15%, and 15% chance a robot moves as desired, to the left, to the right, and in the reverse of the desire, respectively. If a wall present such movement the robot remains in place. Navigation in a grid-world is itself a non-trivial problem. As such we employ a heirarchical control scheme consisting of task assignment and robot routing. Assignment will be conducted by our graph based network heuristic. New assignments or reassignments are allowed at every discrete time step and are based on the current system state. Given an assignment, robot routing is conducted independently for each robot using A* or Dijkstra’s algorithms in the deterministic case and via MDP value iteration for the stochastic case.

For a determinsitic grid-world with linearly decaying rewards, the problem has a MILP formulation and exact (but very slow) solution. We solve such cases using Gurobi with a one hour computation time limit. We also use CBBA Choi et al. (2009) as a baseline. (Though CBBA is a decentralized version of SGA, it yields the same performance). This auction based task allocation heuristic allows one to find sub-optimal assignments in polynomial time. For nonlinearly decaying rewards in deterministic grid-world and for both rewards in stochastic grid-world, CBBA is the only baseline available. In stochastic grid-world, CBBA is uses expected value of task completion time distribution to generate task allocation bundles. At every decision epochs, CBBA generates new bundles to decide the assignment at the epoch.

Performance test

We compare the performance of algorithms under four environments: 1) deterministic with linearly decaying rewards; 2) deterministic with nonlinearly decaying rewards; 3) stochastic with linearly decaying rewards; and 4) stochastic with nonlinearly decaying rewards. For each environment, the 16 combinations of the following $N_a \in \{2, 3, 5, 8\}$ and $N_t \in \{20, 30, 40, 50\}$ were tested. Refer to Figures 5-8.

Figure 5: Performance in a deterministic environment with linearly decaying rewards

	N_a									
	2		3		5		8		AVR	
N_t	Our	CBBA	Our	CBBA	Our	CBBA	Our	CBBA	Our	CBBA
20	0,9831	0,7158	0,9750	0,8087	0,9525	0,8306	0,9599	0,8495	0,9676	0,8011
30	0,9784	0,7443	0,9780	0,7538	0,9535	0,8640	0,9662	0,8046	0,9690	0,7916
40	0,9100	0,6622	0,9049	0,7084	0,9699	0,7885	0,9611	0,8013	0,9365	0,7401
50	0,9804	0,7663	0,9164	0,7127	0,9565	0,8372	0,9685	0,8086	0,9555	0,7812
AVR	0,9630	0,7221	0,9436	0,7459	0,9581	0,8301	0,9639	0,8160	0,9571	0,7785

Transferability test

Transferability in terms of robots and tasks was tested in a deterministic environment with linearly decaying rewards. In the training phase for the Q-function, we used problems with a fixed number of robots and tasks: $N_a = 3$ and $N_t = 30$. Subsequently, the trained Q-function was used for problems with $N_a \in \{2, 3, 5, 8\}$ and $N_t \in \{20, 30, 40, 50\}$.

The results of these experiments are shown in Figure 9. Even though the Q-function was trained only with problems having $N_a = 3$ and $N_t = 30$, the learned heuristic performs as well as heuristics trained specifically for a different (N_a, N_t) pair whose performance is shown in Figure 5.

Figure 6: Performance test in a deterministic environment with nonlinearly decaying rewards

N_a	N_t				
	20	30	40	50	All
2	1,1147	1,2236	1,3636	1,3560	1,2645
3	1,1807	1,1798	1,2829	1,3589	1,2506
5	1,0536	1,1086	1,1870	1,1788	1,1320
8	1,0101	1,0823	1,1122	1,1263	1,0827
All	1,0898	1,1486	1,2364	1,2550	1,1824

Figure 7: Performance test in a stochastic environment with linearly decaying rewards

N_a	N_t				
	20	30	40	50	All
2	1,3092	1,3259	1,3767	1,3697	1,3454
3	1,1570	1,2276	1,4480	1,4394	1,3180
5	1,1130	1,1562	1,2227	1,3177	1,2024
8	1,0536	1,0996	1,1328	1,1588	1,1112
All	1,1582	1,2023	1,2951	1,3214	1,2442

Figure 8: Performance test in a stochastic environment with nonlinearly decaying rewards

N_a	N_t				
	20	30	40	50	All
2	1.1080	1.2379	1.2445	1.3209	1.2278
3	1.1735	1.1973	1.2714	1.3138	1.2390
5	1.0672	1.1190	1.1995	1.1781	1.1410
8	1.1225	1.0886	1.1041	1.1244	1.1099
All	1.1178	1.1607	1.2049	1.2343	1.1794

Figure 9: Transferability in a deterministic environment with linearly decaying rewards.

Trained with $N_a = 3, N_t = 30$ and
tested with $N_a \in \{2, 3, 5, 8\}$ and $N_t \in \{20, 30, 40, 50\}$

N_t	N_a				
	2	3	5	8	AVR
20	0,9772	0,9458	0,9315	0,9455	0,9500
30	0,9843	0,9780	0,9468	0,9585	0,9669
40	0,8836	0,8868	0,9738	0,9505	0,9237
50	0,9677	0,9191	0,9307	0,9695	0,9467
AVR	0,9532	0,9324	0,9457	0,9560	0,9468

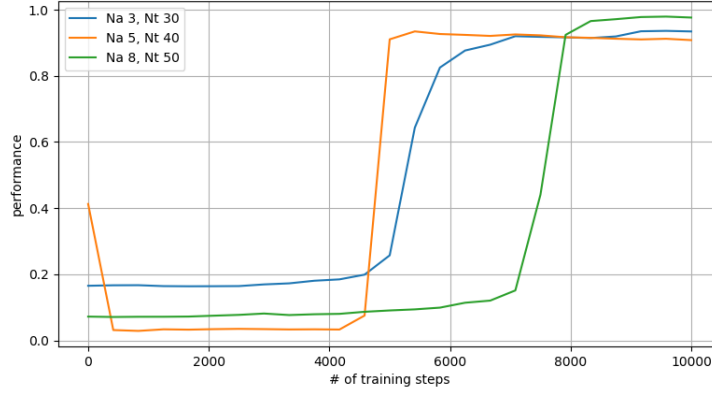
Scalability test

Scalability of the proposed method was tested in a deterministic environment with linearly decaying rewards for three problem sizes: ($N_a = 3, N_t = 30$), ($N_a = 5, N_t = 40$), ($N_a = 8, N_t = 50$). Refer to Figure 10. The training required to achieve the same level of performance appears to increase linearly as the problem size increases.

Validity test for each components

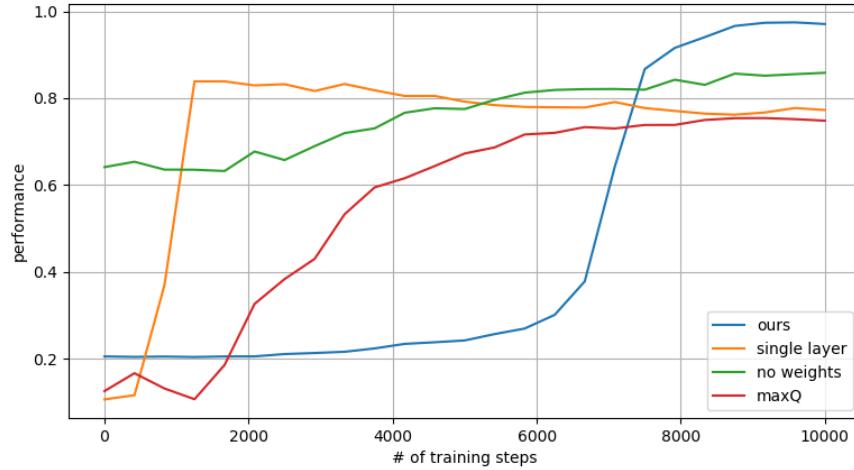
There are three central components of the method proposed in the paper: 1) a careful encoding of information using two-layers of structure2vec, 2) an extended structure2vec with directed weighted edges (derived from the stochastic clique potential concept), and 3) an auction-fitted Q-iteration. Each component was removed from the full method and tested to check the necessity of the component.

Figure 10: Required training episodes according to problem different size



We test the performance in a deterministic environment with linearly decaying rewards (so that there is an optimal solution available for comparison). The experimental results are shown in Figure 11. There, the objective value achieved relative to the optimal value is reported as performance on the y-axis. We make two observations. First, the solutions obtained by our heuristic with individual components removed (e.g., the “no weights” case refers to our heuristic using the classic structure2vec rather than the newly revised one) converge more rapidly than the full method (denoted as “ours”). Second, the full method achieves near-optimal performance but the others do not.

Figure 11: Tested with 1) single layer, 2) No weighted edge, 3) Max-operation



Material for IPMS experimental evaluation

Problem description

We now consider Identical Parallel Machine Scheduling (IPMS) problems. There are n jobs to distribute among m machines. Additionally, we have sequence-dependent setup times. When we start a job, a setup time must be spent to prepare the machine for the next job.

In this context, our objective is not the sum of rewards as in the MRRC problems. We seek to minimize the makespan (maximum completion time among all machines). Decision epochs occur when any machine completes a job (and at time 0). For IPMS problems, the decision in a given epoch is to allocate available tasks to an available machine. Previous assignments continue until they are complete.

Training setup

For training, all task times and setup times are deterministic for a given problem. These fixed times are generated for each problem initially using uniform[16, 64] process times and uniform[0, 32] setup times. For training, our network used a hidden vector of size 64. Jobs are represented as nodes. The attribute of each node is the remaining time until the job is complete if it has been assigned to a machine, and zero otherwise. Edge information represents the setup time plus processing time. The cost is set as the time between two decision epochs.

Baselines and testing As a benchmark for these deterministic IPMS problems, we use tools provided by the Google OR-Tools library. This library provides local-search metaheuristics for solving routing problems such as Greedy Descent, Guided Local Search, Simulated Annealing, Tabu Search.

IPMS test results We consider cases with 3, 5, 7, 10 machines and 25, 50, 75, 100 jobs. The results are provided in Figure 12. The ratio of the makespan obtained by the benchmark divided by the makespan obtained by the proposed heuristic is provided. On average, the benchmark is about 14% superior to the proposed heuristic for these problems. This performance is parallel to the results for MRRC problems in a deterministic environment with linear rewards. As the approach can be used in a stochastic environment, the method may prove useful. Further, revised graphical representation for the problem may yield improved performance.

Figure 12: IPMS performance results compared to heuristics provided in Google OR-tool Google (2012)

	25	50	75	100	AVR
3	1.1472	1.0674	1.0522	1.0069	1.0684
5	1.1028	1.1703	1.0958	1.1100	1.1197
7	1.3743	1.1977	1.1386	1.0911	1.2004
10	1.3134	1.1667	1.1127	1.0901	1.1707
AVR	1.2344	1.1505	1.0998	1.0745	1.1398