

---

# Differentiable Sorting using Optimal Transport: The Sinkhorn CDF and Quantile Operator

---

Marco Cuturi   Olivier Teboul   Jean-Philippe Vert

Google Research, Brain team

cuturi@google.com   oliviert@google.com   jpvert@google.com

## Abstract

Sorting an array is a fundamental routine in machine learning, one that is used to compute rank-based statistics, cumulative distribution functions (CDFs), quantiles, or to select closest neighbors and labels. The sorting function is however piecewise constant (the permutation of a vector does not change if the entries of that vector are infinitesimally perturbed) and therefore has no gradient information to backpropagate. We propose a framework to sort elements that is algorithmically differentiable. We leverage the fact that sorting can be seen as a particular instance of the optimal transport (OT) problem on  $\mathbb{R}$ , from input values to a predefined array of sorted values (e.g.  $1, 2, \dots, n$  if the input array has  $n$  elements). Building upon this link, we propose generalized CDFs and quantile operators by varying the size and weights of the target presorted array. Because this amounts to using the so-called Kantorovich formulation of OT, we call these quantities K-sorts, K-CDFs and K-quantiles. We recover differentiable algorithms by adding to the OT problem an entropic regularization, and approximate it using a few Sinkhorn iterations. We call these operators S-sorts, S-CDFs and S-quantiles, and use them in various learning settings: we benchmark them against the recently proposed neural sort [11], propose applications to quantile regression and introduce differentiable formulations of the top- $k$  accuracy that deliver state-of-the-art performance.

## 1 Introduction

Sorting  $n$  real values in an array  $\mathbf{x} := (x_1, \dots, x_n) \in \mathbb{R}^n$  requires finding a permutation  $\sigma \in \mathcal{S}_n$  such that  $\mathbf{x}_\sigma := (x_{\sigma_1}, \dots, x_{\sigma_n})$  is increasing. Most descriptive statistics used to quantify the distribution of values in  $\mathbf{x}$ , such as CDFs, quantiles or rank statistics are byproducts of a sorting procedure. Sorting also appears at a higher level in learning algorithms, notably to select neighbors that are relevant in  $k$ -NN rules, or to produce responses as in multi-class classification.

If we write  $s$  for the sorting function, which takes a vector in  $\mathbb{R}^n$  to output a permutation  $\mathcal{S}_n$ , we find that it is piecewise constant: indeed, except for particular cases where some of the entries of  $\mathbb{R}^n$  overlap, the optimal permutation  $s(\mathbf{x})$  is almost surely the same as  $s(\mathbf{x} + \epsilon)$  for a small enough vector  $\epsilon$ . As a result, the “Jacobian”  $\partial s / \partial \mathbf{x}$  is almost everywhere zero, making all sorting algorithms useless in a backpropagation framework, as recently highlighted in [11]. We propose a new algorithmically differentiable framework for sorting, and beyond for CDFs and quantiles, whose cost is linear in  $n$ .

**Generalized Sorting Using Optimal Transport (OT).** A first contribution of our work is to extend sorting using OT. Perhaps the simplest way to establish the link between both is to notice that sorting  $(x_1, \dots, x_n)$  implicitly minimizes the sum between the distance of two consecutive permuted terms,  $\sum_i |x_{\sigma_{i+1}} - x_{\sigma_i}|$ . Indeed, a non-optimal permutation would imply needless back-and-forths, while

the optimal sort  $s(\mathbf{x})$  yields for that objective the maximal minus the minimal element of  $\mathbf{x}$ . This reformulation can be relaxed and generalized as an OT problem, where permutations  $\sigma$  are extremal matrices in the Birkhoff [5] polytope of bistochastic matrices and the cost is any convex function of  $|x_{\sigma_{i+1}} - x_{\sigma_i}|$ . Sorting  $\mathbf{x}$  is therefore, from an OT perspective, a particular OT problem between two uniform measures supported on  $n$  points on the real line: the first “input” measure is supported on values  $\mathbf{x}$  (given, of course, in no particular order), and the second “target” measure is supported on *any* family  $\mathbf{y} = (y_1 < \dots < y_n)$  of *sorted* values (e.g.  $\mathbf{y}$  can be chosen as  $1, \dots, n$ ). Build on this, we introduce a “split” sort operator by considering target measures supported on  $m$  points, where  $m$  can be possibly much *smaller* than  $n$ . The transportation matrices arising from this OT problem define sorting estimates that we call Kantorovich-sorts (K-sorts), K-CDFs and K-quantiles.

**Generalized Sort + Regularized OT = Sinkhorn Operators.** Going back to the non-differentiability of sorting [11], our approach proposes to build further on this OT generalization to leverage regularized optimal transport formulations, and more specifically the Sinkhorn algorithm [8]. While [11] proposed to relax the set of permutation matrices using the set of unimodal row-stochastic matrices, and derived an elegant  $O(n^2)$  procedure to propose a differentiable approximation of sorting, ours has linear complexity  $O(nm\ell)$  w.r.t the input size  $n$ , where  $m$  is the number of points in  $\mathbf{y}$  (the target measure, which is now a parameter) and  $\ell$ , the number of Sinkhorn iterations that guarantee convergence to the original regularized OT problem. For some applications that we highlight (as in quantile regression)  $m$  can be as small as  $m = 3$  while  $\ell$  depends on the regularization strength used in the Sinkhorn algorithm, and never exceeds 200 in our computations. Let us clarify that the use of the Sinkhorn algorithm in this paper is exclusively carried out on distributions of real values, and more specifically to a fixed target measure. This is different from its recent applications to define sorting *losses* between high-dimensional outputs as done by [1] and more recently by [16, 15, 11].

**Outline.** We recall first the link between sorting and computing OT between univariate measures. We define next Kantorovich operators, which are smoothed to yield Sinkhorn operators. We discuss numerical implementation issues and proceed with experimental validations that test our differentiable sorting/cdf/quantile operators on various tasks, such as those considered in [11], in addition to the training of neural networks with a differentiable top- $k$  loss and quantile regression.

**Notations.** We write  $\mathbb{O}_n \subset \mathbb{R}^n$  for the set of sorted vectors of dimension  $n$ .  $\mathbf{1}_n$  is the  $n$ -vector of ones. Given  $\mathbf{c} = (c_1, \dots, c_n)$ , we write  $\bar{\mathbf{c}}$  for the cumulative sum of  $\mathbf{c}$ , namely vector  $(c_1 + \dots + c_i)_i$ . For a probability measure  $\xi \in \mathcal{P}(\mathbb{R})$ , we write  $F_\xi$  for its CDF and  $Q_\xi$  for its generalized quantile function. Functions are usually applied element-wise on vectors or matrices.

## 2 Sorting, CDF and Quantiles as Optimal Transport

The fact that solving the OT problem between two discrete univariate measures boils down to sorting points is well known [23, §2]. The usual narrative states that the Wasserstein distance between two univariate measures boils down to comparing their quantile functions, which can be obtained by inverting empirical CDFs, which are themselves computed by considering the sorted values of the supports of these measures. This downstream connection from OT to quantiles, CDFs and finally sorting has been exploited in several works, because sorting is cheap. This is evidenced by the surge of interest for the sliced Wasserstein distance [21, 6, 14]. We take in this section the *opposite* route, and define sorting as a byproduct of the optimal assignment problem between reals. From there, we generalize sorting, CDFs and quantiles using the Kantorovich formulation of OT.

**Solving the OT problem between 1D measures using sorting.** Let  $\xi, \nu$  be two discrete probability measures on  $\mathbb{R}$ , defined respectively by their supports  $\mathbf{x}, \mathbf{y}$  and probability weight vectors  $\mathbf{a}, \mathbf{b}$  as  $\xi = \sum_{i=1}^n a_i \delta_{x_i}$  and  $\nu = \sum_{j=1}^m b_j \delta_{y_j}$ . Given cost function  $c : \mathbb{R}^2 \rightarrow \mathbb{R}$ , the OT problem between them reduces to the following linear program, writing  $C_{\mathbf{x}\mathbf{y}} \stackrel{\text{def.}}{=} [c(x_i, y_j)]_{ij}$ ,

$$\text{OT}_c(\xi, \nu) \stackrel{\text{def.}}{=} \min_{P \in U(\mathbf{a}, \mathbf{b})} \langle P, C_{\mathbf{x}\mathbf{y}} \rangle, \text{ where } U(\mathbf{a}, \mathbf{b}) \stackrel{\text{def.}}{=} \{P \in \mathbb{R}_+^{n \times m} \mid P\mathbf{1}_m = \mathbf{a}, P^T\mathbf{1}_n = \mathbf{b}\}. \quad (1)$$

A fundamental result [23, Theorem 2.9] states that, assuming  $c$  is translation invariant  $c(x, y) = h(|x - y|)$  with  $h$  convex, then (1) admits a much simpler form (see also [9] for the more involved

case where  $h$  is concave) that relies on the quantile functions of  $\xi, \nu$ :

$$\text{OT}_c(\xi, \nu) = \int_{[0,1]} h(|Q_\xi(u) - Q_\nu(u)|) du. \quad (2)$$

Thanks to this identity, one can compute  $\text{OT}_c(\xi, \nu)$  by considering their quantile functions, which are obtained through empirical CDFs, which involves sorting the entries in  $\mathbf{x}$  and  $\mathbf{y}$  with their respective sorting permutations  $\sigma, \tau$ . Although that narrative is rarely presented in terms of the transport itself, one can, in fact, still recover an optimal solution  $P_\star$  to (1) in time  $n + m$  using these permutations and the so-called Northwest-corner rule, which we briefly recall using notations from [20, §3.4.2]. Given a permutation  $\sigma \in \mathcal{S}_n$  and another  $\tau \in \mathcal{S}_m$ , any matrix  $A \in \mathbb{R}^{n \times m}$ , we write  $A_{\sigma\tau}$  for the  $n \times m$  matrix obtained by permuting the rows and columns of  $A$  using  $\sigma, \tau$ , namely  $[A_{\sigma_i\tau_j}]_{ij}$ .

**Proposition 1.** *Let  $\sigma, \tau$  be sorting permutations for  $\mathbf{x}, \mathbf{y}$  respectively. Let  $N$  be the so called north-west corner solution using permuted weights  $\mathbf{a}_\sigma, \mathbf{b}_\tau$ . Then  $N_{\sigma^{-1}, \tau^{-1}}$  is optimal for (1).*

This result can be illustrated in the simple case where  $n = m$  and  $\mathbf{a} = \mathbf{b} = \mathbf{1}_n/n$ . The plan  $P_\star$  is in that case a permutation matrix equal to 0 everywhere except for its entries indexed by  $i, (\tau^{-1} \circ \sigma)_i$  which are all equal to  $1/n$ .  $P_\star$  is a vertex of the Birkhoff [5] polytope, namely an optimal assignment which to the  $i$ -th value in  $\mathbf{x}$  associates the  $(\tau^{-1} \circ \sigma)_i$ -th value in  $\mathbf{y}$ . Informally,  $P_\star$  simply assigns the  $k$ -smallest entry in  $\mathbf{x}$  to the  $k$ -smallest entry in  $\mathbf{y}$ .

**Generalizing sorting, CDFs and quantiles using Optimal Transport.** When the two measures  $\xi, \nu$  are of the same size and have uniform weight vectors, solving the OT problem boils down to an optimal assignment problem which is usually referred to as the Monge [17] formulation of OT [23, §1.1]. From now on in this paper, we will make the crucial assumption that  $\mathbf{y}$  is already *sorted*, that is  $y_1 < \dots < y_n$ . Using the notations above,  $\tau$  is therefore the identity permutation. In that case, the  $i$ -th value in  $\mathbf{x}$  is simply assigned to the  $\sigma_i$ -th value in  $\mathbf{y}$ , therefore making the link explicit between optimal transport to an ordered sequence and sorting:

**Proposition 2.** *Assume  $n = m$ ,  $\mathbf{a} = \mathbf{b} = \mathbf{1}_n/n$ , and  $\mathbf{y} \in \mathbb{O}_n$ . Consider additionally a vector  $\mathbf{f} \in \mathbb{O}_n$  and write  $\varphi = \sum_{i=1}^n b_i \delta_{f_i}$ . The optimal solution  $P_\star$  to (1) given in Prop 1 can be used to recover all quantities highlighted above, writing  $\mathbf{n} = (1, \dots, n)$ :*

$$nP_\star \mathbf{n} = \sigma, P_\star \mathbf{n} = F_\xi(\mathbf{x}), P_\star^T \mathbf{x} = \mathbf{x}_\sigma = Q_\xi(\mathbf{n}/n) \in \mathbb{O}_n, nP_\star \mathbf{f} = \mathbf{f}_{\sigma^{-1}} = Q_\varphi(F_\xi(\mathbf{x})) =: T(\mathbf{x}).$$

These identities stem from the fact that  $P_\star$  is a permutation matrix that sorts the entries of  $\mathbf{x}$  and can therefore be used to define both the CDF evaluated at each entry of  $\mathbf{x}$  as well as the quantiles of  $\xi$ . The last identity states that once  $\mathbf{x}$  is sorted (an information contained in  $P_\star$ ), one can replace the entries of  $\mathbf{x}$  by entries taken in a different vector of values  $\mathbf{f}$  to carry out a *quantile normalization* of  $\mathbf{x}$ , namely replace the entries of  $\mathbf{x}$  with those of an ordered vector  $\mathbf{f}$  while still keeping the relative order of entries given initially in  $\mathbf{x}$ . This operation is precisely the optimal transport map  $T$  between  $\mu$  and  $\varphi$ .

The identities in Proposition 2 are only valid when the input measures  $\xi, \nu$  are uniform and compare supports  $\mathbf{x}, \mathbf{y}, \mathbf{f}$  of the *same* size. The main opportunity leveraged in this paper is to consider more general scenarios, in which weights  $\mathbf{a}, \mathbf{b}$  can not only be chosen with more freedom but, most importantly,  $\mathbf{y}$  and  $\mathbf{f}$  can be selected with arbitrary size  $m$ . This is the biggest difference with the approach advocated in [11] which not only requires  $\mathbf{x}$  to be compared to a vector of the same size  $m = n$ , but also to itself, *i.e.*  $\mathbf{y} = \mathbf{x}$ , to obtain a convex relaxation of permutation matrices that only has one max argument per line. In our applications we will show that  $m$  can be as small as 2 to still recover meaningful quantities.

**From Kantorovich OT to Kantorovich sorting, CDFs and quantiles.** In the field of OT, the case in which measures of varying sizes and weight vectors are compared is usually referred to as the Kantorovich formulation of OT [23, §1.5]. Solving that problem usually requires *splitting the mass*  $a_i$  of a point  $x_i$  so that it is assigned to many points  $y_j$  (or vice-versa), making the  $i$ -th line (or  $j$ -th column) of a solution  $P_\star \in \mathbb{R}_+^{n \times m}$  have more than one positive entry. By analogy to this naming convention, we call the quantities derived below by considering more general transport plan Kantorovich-sorts, Kantorovich-cdfs, as well as two different quantile normalization operators. These operators are new to the best of our knowledge, and we abbreviate Kantorovich to K. Defining K-sorts and K-CDFs only requires choosing a sorted vector  $\mathbf{y} \in \mathbb{O}_m$  and a probability vector  $\mathbf{b}$  of size  $m$ . To define K-quantiles, we can directly “import” the quantile function  $Q_\rho : [0, 1] \rightarrow \mathbb{R}$  of any arbitrary

density  $\rho$  and apply it pointwise to the K-CDFs, or consider empirical quantiles  $\mathbf{f} = (f_1, \dots, f_m)$  at levels  $\bar{\mathbf{b}}$  and mix them using the optimal transport plan. The K-sort operator operates convex combinations of CDF values (stored in  $\mathbf{b}$ ) while the K-quantile operator mixes quantiles and values contained in  $\mathbf{x}$  directly. Because these quantities are only defined pointwise (we output vectors and not functions) and depend on the ordering of  $\mathbf{a}, \mathbf{x}, \mathbf{b}, \mathbf{y}, \mathbf{f}$  we drop our reference to measure  $\xi$  in notations.

**Definition 1.** Suppose  $P_\star \in U(\mathbf{a}, \mathbf{b})$  is optimal for (1). By analogy to the formulas provided in Proposition 2, we call the two first vectors below the K-CDF and K-quantiles of  $\mathbf{a}, \mathbf{x}$  evaluated using  $\mathbf{b}, \mathbf{y}$ . We define next the K-quantile normalizations of  $\mathbf{a}, \mathbf{x}$  using  $\rho$  or and respectively  $\mathbf{b}, \mathbf{a}$ :

$$\begin{aligned} \tilde{F}(\mathbf{a}, \mathbf{x}; \mathbf{b}, \mathbf{y}) &\stackrel{\text{def.}}{=} \mathbf{a}^{-1} \circ (P_\star \bar{\mathbf{b}}) \in [0, 1]^n, & \tilde{Q}(\mathbf{a}, \mathbf{x}; \mathbf{b}, \mathbf{y}) &\stackrel{\text{def.}}{=} \mathbf{b}^{-1} \circ (P_\star^T \mathbf{x}) \in \mathbb{O}_m, \\ \tilde{T}_\rho(\mathbf{a}, \mathbf{x}, \mathbf{b}, \mathbf{y}) &\stackrel{\text{def.}}{=} Q_\rho(\tilde{F}(\mathbf{a}, \mathbf{x}; \mathbf{b}, \mathbf{y})) \in \mathbb{R}^n, & \tilde{T}_\mathbf{f}(\mathbf{a}, \mathbf{x}, \mathbf{b}, \mathbf{y}) &\stackrel{\text{def.}}{=} \mathbf{a}^{-1} \circ (P_\star \mathbf{f}) \in \mathbb{R}^n. \end{aligned}$$

The K-CDF vector  $\tilde{F}$  is a vector of size  $n$  containing an approximate CDF for each entry for  $\mathbf{x}$  in that order.  $\tilde{Q}$  is a split-quantile operator outputting  $m$  increasing values which are each, respectively, averages of some of the entries in  $\mathbf{x}$ . The fact that these values are increasing can be obtained by a simple argument in which  $\xi$  and  $\nu$  are cast again as uniform measures of the same size using duplicated supports  $x_i$  and  $y_j$ , and then use the monotonicity given by the third identity of Proposition 2. Finally, two soft-quantile operators are proposed, using either the quantiles of a reference density  $\rho$  evaluated at the soft-CDF levels, or directly averaging the quantiles of distribution  $\mathbf{f}$  through  $P_\star$ . Note that when  $\mathbf{f}$  and  $\mathbf{y}$  coincide, the vector  $\tilde{T}_\mathbf{y}(\mathbf{a}, \mathbf{x}, \mathbf{b}, \mathbf{y})$  is also known as the *barycentric projection* of  $\mathbf{x}$  [20, Remark 4.4].

**Equivalence between sort and CDF.** A sorting locates  $n$  elements within the set of indices in  $\{1, \dots, n\}$ . the empirical CDF does the same within  $\{1/n, \dots, (n-1)/n, 1\}$ . Up to a constant they are therefore the same thing. One could equivalently define a K-sort  $\tilde{\sigma}(\mathbf{a}, \mathbf{x}; \mathbf{b}, \mathbf{y})$  that would be simply equal to  $m\tilde{F}(\mathbf{a}, \mathbf{x}; \mathbf{b}, \mathbf{y})$ . Because these quantities are redundant we only keep the CDF operator which is more versatile since it is always valued in  $[0, 1]$ .

**Non-differentiability** These notations hardly make sense, but notice that  $\partial P_\star / \partial \mathbf{x}$  is, very much like the sorting operation  $s$  as argued above, a null Jacobian almost everywhere. This is evident from Figure 2 as one can see that an infinitesimal change in  $\mathbf{x}$  does not change  $P_\star$  (notice that an infinitesimal change in  $\mathbf{a}$  would, and that Jacobian would involve North-west corner type mass transfers). We solve this issue next using regularized OT.

### 3 Sinkhorn, Sorting CDF and Quantile Operators

All of the Kantorovich operators are expressed as functions of an optimal solutions  $P_\star$  of the OT linear program. Because of this, these quantities are not differentiable w.r.t any of the inputs

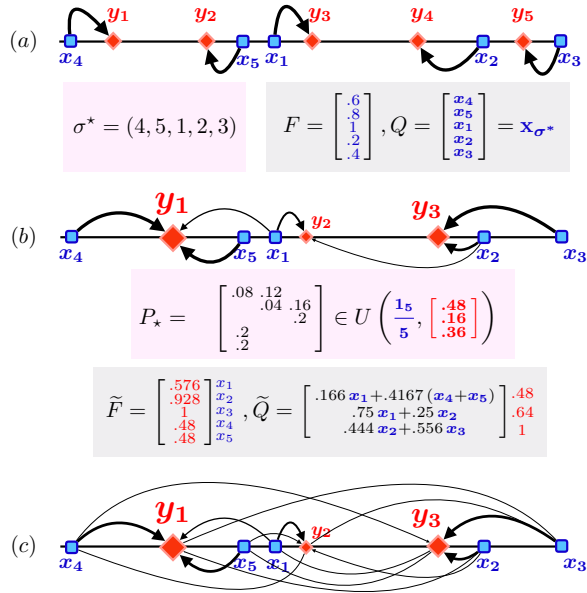


Figure 1: (a) sorting seen as transporting optimally  $\mathbf{x}$  to  $\mathbf{y}$ . (b) Kantorovich sorting generalizes the latter by considering target measures  $\mathbf{y}$  of different number of points  $m = 3 \neq n = 5$  as well as non-uniform weights (here .48, .16 and .36). K-CDF and K-Quantiles are a direct generalization of the original quantities and operate by mixing CDF values from  $\mathbf{b}$  to create  $\tilde{F}$  or mixing original values  $\mathbf{x}$  to form a set of  $m$  quantiles w.r.t. the cumulative sum of  $\mathbf{b}$ . (c) Entropy regularized OT generalizes further K-operations by solving OT with the Sinkhorn algorithm which results in dense yet peaked transport plans.

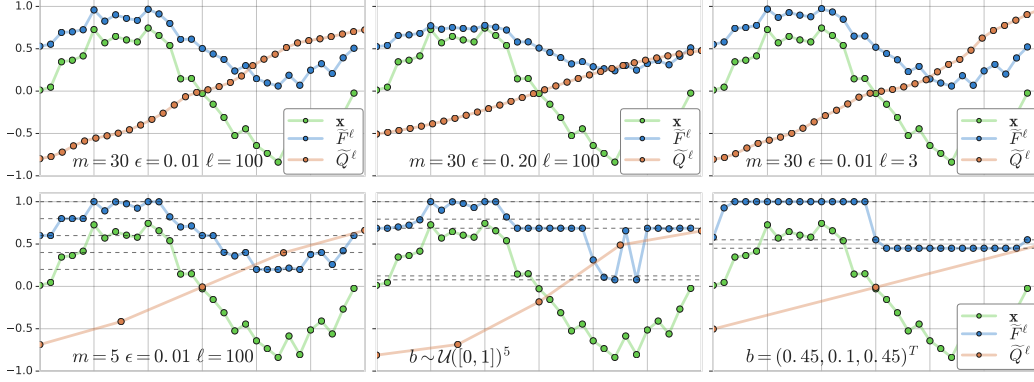


Figure 2: Behaviour of the S-CDF  $\tilde{F}^\ell(\mathbf{a}, \mathbf{x}; \mathbf{b}, \mathbf{y})$  and S-Quantile operators  $\tilde{Q}^\ell(\mathbf{a}, \mathbf{x}; \mathbf{b}, \mathbf{y})$  with varying parameters.  $\mathbf{y} = (0, \dots, m-1)/(m-1)$  is the regular grid in  $[0, 1]$ . Top-left:  $m = n$  means that  $\mathbf{x}$  is sorted against a sequence of its size. Both operators yield CDF and quantile functions that are indistinguishable from the real ones (not plotted). Top-middle: stronger regularization strength  $\varepsilon$  implies that both curves are compressed vertically (transportation increasingly looks like a simple averaging and therefore by taking convex combinations tends to erase extreme values). Top-right: smaller  $\ell$  means that the marginals of  $\mathbf{b}$  are no longer fitted, resulting in quantile values that are wrong, typically in the upper and lower quantiles. Bottom-left: smaller  $m = 5$  values with uniform  $\mathbf{b}$ . Bottom-middle: randomized  $\mathbf{b}$ . Bottom-right:  $\mathbf{b}$  designed to highlight a particular quantile value, as explained in Figure 3

$\mathbf{a}, \mathbf{x}, \mathbf{b}, \mathbf{y}, \mathbf{f}$  nor even  $\rho$  [4, §5]. To obtain differentiability, we consider a differentiable variant of the Kantorovich quantities outlined in §2. More specifically, we consider the entropic regularization of OT problems [8] as detailed in [20, §4]. Such a regularization renders the optimal transport unique, therefore ensuring the existence of a gradient. Additionally, the solution to a regularized OT problem is a dense matrix, which can therefore carry out gradient information (*i.e.* more arrows in plot (c) of Figure (2)). We define a regularization strength  $\varepsilon > 0$

$$P_\star^\varepsilon \stackrel{\text{def.}}{=} \underset{P \in U(\mathbf{a}, \mathbf{b})}{\operatorname{argmin}} \langle P, C_{\mathbf{x}\mathbf{y}} \rangle - \varepsilon H(P).$$

The optimal solution  $P_\star^\varepsilon$  is the fixed point of the Sinkhorn iteration, which consists in computing recursively updates outlined in Alg. 1. We will consider the result outputted by the Sinkhorn algorithm after a fixed budget of iteration, typically  $\ell = 100$  in our experiments. The number of iterations required to converge to the solution will depend typically on  $\varepsilon$  [10], namely the smaller  $\varepsilon$  the more iterations  $\ell$  are required to obtain that  $P_\ell \stackrel{\text{def.}}{=} \operatorname{diag}(u_\ell) K \operatorname{diag}(v_\ell)$  has the desired marginals. By appending an  $\ell$  superscript to all quantities presented in Definition 1 we obtain *Sinkhorn* definitions for sorting, CDFs and quantile functions, *i.e.*, S-sort, S-CDF, S-quantiles and S-quantile normalization operators. Note that all of the operations are recovered by replacing  $P_\star$  by a smooth solutions  $P_\ell$  in Definition 1. However, we write them as outputs of the Sinkhorn algorithm for clarity.

**Definition 2** (Sinkhorn-quantiles). *Given a regularization strength  $\varepsilon > 0$  and a number of iterations  $\ell \geq 0$ , the S-sort, S-CDF, S-quantiles, and S-quantile normalization operators of  $(\mathbf{a}, \mathbf{x})$  read*

$$\begin{aligned} \tilde{F}^\ell(\mathbf{a}, \mathbf{x}; \mathbf{b}, \mathbf{y}) &\stackrel{\text{def.}}{=} (\mathbf{a}^{-1} \circ \mathbf{u}_\ell) K(\mathbf{v}_\ell \circ \bar{\mathbf{b}}) \in [0, 1]^n, & \tilde{Q}^\ell(\mathbf{a}, \mathbf{x}; \mathbf{b}, \mathbf{y}) &\stackrel{\text{def.}}{=} (\mathbf{b}^{-1} \circ \mathbf{u}_\ell) K(\mathbf{v}_\ell \circ \mathbf{x}) \in \mathbb{R}^m, \\ \tilde{T}_\rho^\ell(\mathbf{a}, \mathbf{x}, \mathbf{b}, \mathbf{y}) &\stackrel{\text{def.}}{=} Q_\rho(\tilde{F}^\ell(\mathbf{a}, \mathbf{x}; \mathbf{b}, \mathbf{y})) \in \mathbb{R}^n, & \tilde{T}_\mathbf{f}^\ell(\mathbf{a}, \mathbf{x}, \mathbf{b}, \mathbf{y}) &\stackrel{\text{def.}}{=} (\mathbf{a}^{-1} \circ \mathbf{u}_\ell) K(\mathbf{v}_\ell \circ \mathbf{f}) \in \mathbb{R}^n \end{aligned}$$

**Sensitivity to  $\varepsilon$  and  $\ell$ .** Sinkhorn operators depend explicitly on regularization strength  $\varepsilon$  and number of iterations  $\ell$ . While we did not pay much attention to  $\ell$  in our experimental validations (setting  $\ell$  to 100 typically ensures that the Sinkhorn algorithm converges in *all* cases, which is easy to monitor),  $\varepsilon$  is a crucial “temperature” parameter comparable to that used by [11]. While it might be tempting to believe to choose small values  $\varepsilon$ , one must remember that in that case the gradients typically vanish,

---

#### Algorithm 1: Sinkhorn

---

**Inputs:**  $\mathbf{a}, \mathbf{b}, \mathbf{x}, \mathbf{y}, \varepsilon, \ell$

$K \leftarrow e^{-C_{\mathbf{x}\mathbf{y}}/\varepsilon}, \mathbf{u}_0 = \mathbf{1}_n;$

**for**  $t \leftarrow 0$  **to**  $\ell - 1$  **do**

$\mathbf{v}_{t+1} \leftarrow \mathbf{b}/K^T \mathbf{u}_t$

$\mathbf{u}_{t+1} \leftarrow \mathbf{a}/K \mathbf{v}_{t+1}$

**end**

**Result:**  $\mathbf{u}_\ell, K, \mathbf{v}_\ell$

---

as the solution  $P_\ell$  converge to  $P_*$  and eventually exhibit null Jacobians  $\partial P_\ell / \partial \mathbf{x} \approx \mathbf{0}$ . In experiments we have used fixed  $\varepsilon$  and leave more aggressive scheduling for future work.

**Parallelization.** The Sinkhorn computations laid out in Algorithm 1 imply the application of a kernel  $K$  or  $K^T$  of size  $n \times m$  to vectors  $\mathbf{u}$  and  $\mathbf{v}$  of size  $n$  and  $m$  respectively. These computation can be carried out in parallel to compare  $S$  lists  $\mathbf{x}_1, \dots, \mathbf{x}_S \in \mathbb{R}^n$  of real numbers, with respective probability weights  $\mathbf{a}_1, \dots, \mathbf{a}_S$ , to a single weighted list  $\mathbf{b}, \mathbf{y}$ . To do so, one can store kernels  $K_s \stackrel{\text{def.}}{=} e^{-C_s/\varepsilon}$ , where  $C_s = C_{\mathbf{x}_s \mathbf{y}}$ , in a tensor of size  $S \times n \times m$ .

**Numerical Stability.** When using small regularization strengths  $\varepsilon \approx 0$ , we recommend to cast iterations in the log-domain, by considering the following stabilized iterations for each pair of measures  $\xi_s, \gamma$  resulting in the following updates, with  $\beta_0 = \mathbf{0}_m$  and for  $\ell \geq 0$ ,

$$\begin{aligned} \alpha_{\ell+1} &= \varepsilon \log \mathbf{a} + \min_\varepsilon \left( C_{\mathbf{x}\mathbf{y}} - \alpha_\ell \mathbf{1}_m^T - \mathbf{1}_n \beta_\ell^T \right) + \alpha_\ell, \\ \beta_{\ell+1} &= \varepsilon \log \mathbf{b} + \min_\varepsilon \left( C_{\mathbf{x}\mathbf{y}}^T - \mathbf{1}_m \alpha_{\ell+1}^T - \beta_\ell \mathbf{1}_n^T \right) + \beta_{\ell+1} \end{aligned} \quad (3)$$

where  $\min_\varepsilon$  is the soft-minimum operator applied linewise to define a vector, i.e.,  $\min_\varepsilon(Z)_i = -\varepsilon(\log \sum_j e^{-z_{ij}/\varepsilon})_i$ . The rationale behind the normalization above and laid out in [20, §4.4] is that as soon as  $\ell \geq 1$  the terms inside the parenthesis above are normalized such that their exponentials sum to one, and are therefore negative.

**Cost function.** Any convex function  $h$  can be used to define the cost function  $c(x, y) = h(|x - y|)$ . The most natural choice is naturally  $h(u) = u^p$ , where  $p = 1, 2$ . In either case, and even when using  $p = 2$ , it is preferable to implement the distance operation as  $|x - y|$  rather than  $\sqrt{(x - y)^2}$ . Because  $x, y$  are real values both quantities are the same, but the latter typically blows-up (0/0 problem) when values of  $\mathbf{x}$  and  $\mathbf{y}$  are nearby, whereas the former does not. Another important result that we derive from OT is that, in the limit where  $\varepsilon$  goes to 0 (K-estimators) the outputs we seek should not vary under any increasing transformations of the entries in  $\mathbf{x}$  and  $\mathbf{y}$ . We leverage this fact to typically scale the entries of  $\mathbf{x}$  within the segment  $[0, 1]$  (using typically a min-max scaling, or also a softmax) to compare them to a vector  $\mathbf{y}$  always set to be the uniform grid in  $[0, 1]$ . With these numerical precautions in mind, we have implemented a module that can easily backpropagate any loss evaluated on S-CDFs and S-Quantiles through automatic differentiation.

**Size  $m$  of the target measure.** The operators described herein are extensions of the sorting/cdf/quantile operators proposed by [11] in the sense that they can be computed on different values. Indeed, while both our approach and theirs require computing a  $n \times m$  distance matrix  $C_{\mathbf{x}\mathbf{y}}$ , their require that  $\mathbf{y} = \mathbf{x}$ .  $\mathbf{x}$  is therefore “on both sides” of the transport they wish to solve. On the contrary, as illustrated in both Figures 2 and 3, our approach leverages Kantorovich mass-splitting (Sinkhorn differentiable mass splitting) and allows for  $m$  of arbitrary size. On the other hand, they only require one iteration while we do  $\ell$  Sinkhorn steps. Therefore our complexity to compute all quantities is dominated by the Sinkhorn iterations, exactly  $nm \times \ell$  operations, whereas theirs is  $n^2$ . Our approach may therefore be interesting when  $n$  becomes very large. For some tasks,  $m$  does not need to be large, as illustrated when trying to approximate a single quantile.

**$\tau$ -quantile,  $m = 3$ .** To illustrate the flexibility of our approach, one can notice that the  $\tau$ -th quantile of any distribution  $\xi$  can be obtained by transporting  $\xi$  towards the distribution with weights split roughly as  $\tau$  on the left and  $(1 - \tau)$  on the right with a small proxy in between. This can be achieved by taking a small value  $t$  to set  $m = 3$ ,  $\mathbf{b} = [\tau(1 - t), t, (1 - \tau)(1 - t)]$  (in practice we set  $t = 0.1$ ) and  $\mathbf{y} = [0, 1/2, 1]$  as in Figure 3. With such weights/locations, a differentiable approximation to the  $\tau$ -quantile of the inputs can be recovered as the second entry in the vector  $\tilde{T}^\ell$ . We can therefore compute the  $\tau$ -th quantile as the second entry in the S-quantile vector, namely (see also Figure 2)

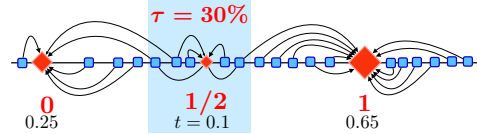


Figure 3: Computing the  $\tau$  quantile of 20 values as the weighted average of points that are automatically selected by the Sinkhorn algorithm to lie close to the mass with weight  $t$  located in the middle of the segment  $[0, 1]$ , while making sure enough mass is allocated on the left to reach the desired quantile.

$$\tau\text{-S-quantile}(\mathbf{x}) = \left( \tilde{Q}^\ell \left( \frac{\mathbf{1}_n}{n}, \mathbf{x}; [\tau(1 - t), t, (1 - \tau)(1 - t)], [0, \frac{1}{2}, 1] \right) \right)_2. \quad (4)$$

## 4 Learning with Sinkhorn-CDFs and Sinkhorn-Quantiles

**Differentiable Approximation to the top- $k$  Loss.** We consider, given a set  $\mathcal{L} = \{1, \dots, L\}$  of labels, an input points taken in a space  $\Omega$ . A parameterized multiclass classifier on  $\Omega$  is a function  $f_\theta : \Omega \rightarrow \mathbb{R}^L$ . The function decides the class attributed to  $\omega$  by evaluating  $l^* \in \operatorname{argmax}_l f_\theta(\omega)_l$ . To train the classifier through a training set  $\{(\omega_i, l_i)\} \in (\Omega \times \mathcal{L})^N$ , one typically resorts to using the cross-entropy loss, which results in the minimization of  $\min_\theta \sum_i (-f_\theta(\omega_i)_{l_i} + \sum_j \log f_\theta(\omega_i)_j)$ .

We propose a differentiable variant of the 0/1 loss that is avoid combinatorial approaches [19, 24] and is closer to the quantile approach of in [7]. Given a query  $\omega$ , looking for the index of the selected output  $l^*$  is equivalent to finding the index in the empirical CDF of the vector  $f_\theta(\omega)$  that is equal to 1. Given a pair  $(\omega_0, l_0)$ , the 0/1 loss of the classifier is therefore, using an exact sort as in Definition 1:

$$\text{top-1 loss}(f_\theta(\omega_0), l_0) = H\left(1 - \left(\tilde{F}\left(\frac{\mathbf{1}_L}{L}, f_\theta(\omega); \frac{\mathbf{1}_m}{m}, \mathbf{y}\right)\right)_{l_0}\right),$$

where  $H$  is the heaviside function:  $H(u) = 1$  if  $u > 0$  and  $H(u) = 0$  for  $u \leq 0$ . More generally, if the CDF of the correct label is bigger than  $1 - k/L$ , then that label is sure to be caught in the tok- $k$  accuracy. The top- $k$  accuracy is therefore the same quantity as above, where  $1 - \tilde{F}$  is replaced by  $1 - \tilde{F} - k/L$ .

Naturally, these 0/1 losses are particularly unstable since they very quickly switch from assigning a 0 or a 1 loss depending on the index of  $f_\theta(\omega)_{l_0}$  within its pairs. That standing within the vector  $f_\theta(\omega)$  itself is also particularly unstable. The differentiable loss that we propose, as a replacement for cross-entropy (or more generalized top- $k$  cross entropy losses[3]), leverages therefore both the S-CDF operator and a function  $H$ . Moreover, since we will use S-CDFs which are always within the boundaries of  $[0, 1]$ , we propose to modify this loss by considering a smooth increasing function  $J$  from  $[0, 1]$  to  $\mathbb{R}$ :

$$\text{S-top-}k\text{-loss}(f_\theta(\omega_0), l_0) = J_k\left(1 - \left(\tilde{F}^\ell\left(\frac{\mathbf{1}_L}{L}, f_\theta(\omega); \frac{\mathbf{1}_m}{m}, \mathbf{y}\right)\right)_{l_0}\right),$$

We have considered functions  $J_k(u) = |u - \frac{k}{L}|_+$  and mostly tested  $k = 1$  (higher  $k$ 's gave comparable results). We train a vanilla CNN (4 Conv2D with 2 max-pooling layers, ReLU activation, 2 fully connected layers, batchnorm on each) on CIFAR-10 and CIFAR-100. Although we do not expect to beat cross-entropy on these benchmarks using a new loss (most of the training architectures and optimization strategies have been considered under the light of the cross entropy), we recover comparable results. Here  $\varepsilon = 0.01$ ,  $\ell = 100$  and we use the squared Euclidean metric  $h(u) = u^2$ .

**Quantile Regression.** The goal of quantile regression [12] is to minimize, given a vector of response variables  $z_1, \dots, z_N \in \mathbb{R}$  and regressor variables  $\mathbf{W} = [\mathbf{w}_1, \dots, \mathbf{w}_N] \in \mathbb{R}^{d \times N}$ , the  $\tau$ -th quantile of the loss between response and predicted value, namely writing  $\mathbf{x} = (z_i - f_\theta \mathbf{w}_i)_i$  and setting  $\mathbf{a} = \mathbf{1}_N/N$  and  $\xi$  the measure with weights  $\mathbf{a}$  and support  $\mathbf{x}$ , to minimize w.r.t.  $\theta$  the  $\tau$ -th quantile of  $\xi$ . This operation is usually carried out by minimizing a polyhedral function that uses the so called pinball loss [2] at level  $\tau$ ,  $\text{loss}_\tau(y, y_{\text{pred}}) = \tau|y - y_{\text{pred}}|_+ + (1 - \tau)|y - y_{\text{pred}}|_-$ .

While the computational challenges associated with the optimization of such polyhedral functions [13] have hindered large scale usage of quantile regression for many years, recent implementations directly do away with these considerations to use instead stochastic gradient descent [22]. We try instead to minimize directly the  $\tau$ -S-quantile operator (4). We recover code from [22] and use the databases they shared, and consider the same regressor architecture, namely a 2 hidden layer NN with hidden layer size 64, ADAM optimizer and steplength  $1e - 4$ . Results are summarized in the table below. For each quantile/dataset, we display the pinball loss evaluated on a held-out test set. Smaller is better. Our results show that we are usually equivalent but sometimes worse than the direct approach, highlighting issues which we believe are related to the handling of outliers in the Sinkhorn algorithm.

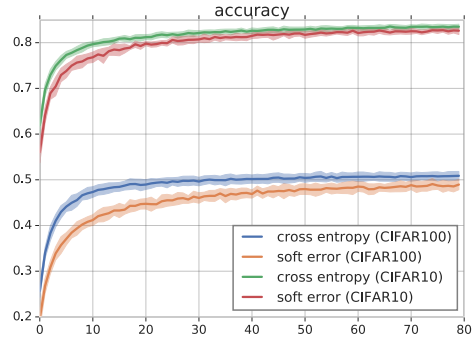


Figure 4: Error bars for test accuracy curves on CIFAR-100 and CIFAR-10 using the same network (averages over 12 runs).

	bio	bike	facebook	star	concrete	community
$\tau = 0.1$ , Pinball	<b>0.109</b>	0.145	0.018	<b>0.170</b>	<b>0.105</b>	0.099
$\tau = 0.1$ , S-Quantile	0.281	0.144	0.018	0.353	0.482	0.100
$\tau = 0.2$ , Pinball	0.206	0.272	0.036	<b>0.279</b>	<b>0.176</b>	0.178
$\tau = 0.2$ , S-Quantile	0.206	0.274	0.036	0.367	0.367	0.176
$\tau = 0.5$ , Pinball	0.430	<b>0.513</b>	0.090	<b>0.421</b>	0.299	<b>0.337</b>
$\tau = 0.5$ , S-Quantile	0.442	0.572	0.090	0.434	<b>0.287</b>	0.357

Table 1: Pinball loss (averaged on 12 runs) obtained on the dataset shared by [22] and at levels  $\tau = 0.1; 0.2$  and  $0.5$  (mean absolute error) using either a direct minimization of the loss or the S-Quantile operator. These results paint a mixed picture, and suggest further research to understand the effects of parameters  $\varepsilon$  (here left as  $\varepsilon = 0.01$  with  $\ell = 100$  iterations).

**Learning Sorting and CNNs Simultaneously.** We use the MNIST experiment setup in [11], in which a CNN is given 5 numbers between 0 and 9999 represented as 4 concatenated MNIST images. The label are the sorted indices of those 5 numbers. We use the code kindly made available by the authors. We consider 100 epochs, and confirm experimentally that S-sort performs on par with their neural-sort function. We set  $\varepsilon = 0.05$  and  $\ell = 100$ . This particular application is one where we have observed empirically that tuning  $\varepsilon$  is important, as very little gradient information is propagated with  $\varepsilon = 0.01$ .

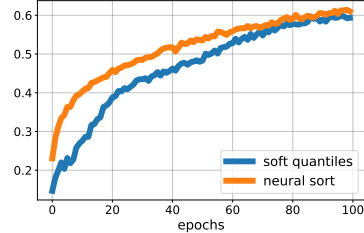


Figure 5: Test accuracy on the simultaneous MNIST CNN / sorting task proposed in [11] (average of 12 runs)

**Soft quantile instance normalization.** As shown in Definition 2, one can consider separately a target increasing vector  $\mathbf{y}$  for the OT problem, and a different vector  $\mathbf{f}$  to carry out quantile renormalization. Taking advantage of this, one can envision as was done in [18] to learn  $\mathbf{f}$ , but do so in a learning pipeline through backpropagation. We parameterize  $\mathbf{f}$  as the cumulative sum of a softmax layer applied on a vector  $\mathbf{h} \in \mathbb{R}^m$  summing to 0, this being simply enforced by setting  $h_m = -\sum_{j=1}^{m-1} h_j$  and,  $\mathbf{f} \stackrel{\text{def.}}{=} e^{\mathbf{h}} / (\mathbf{1}_m^T e^{\mathbf{h}})$ . We have included such quantile normalization layers for each instance in the same CNN for CIFAR10. We train it using cross-entropy. Those layers used our S-Quantile normalization operators with a significant reduction factor of  $m = 16$ . The results we obtained are comparable to a direct approach with no entropy, but show that these instance normalization layer overfit less the training error (the cross-entropy of the test is lower).

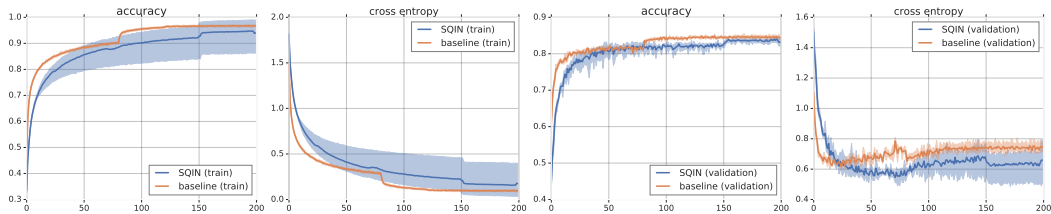


Figure 6: Training a CNN on CIFAR-10 with self-normalizing quantile normalization layers.

**Conclusion.** We have proposed in this paper a new framework to backpropagate through sorting, and more generally operators that can mimic the behavior of CDF and quantile functions. We have shown that, with a focus on numerical stability, one can use there operators in various settings, including challenging ones that operate within a learning pipeline. We have used the S-Quantile operator to quantify the loss in quantile regression problems, the S-CDF to formulate an alternative to the cross-entropy that can mimic the 0/1 loss in multiclass classification, and combined both to do quantile normalization in a supervised way. Several issues need to be investigated with this operator. In particular, decreasing  $\varepsilon$  cancels out progressively any Jacobian between sort/CDFs and input values, yet fits better the criteria used in real life, and which require “hard” decisions that rely on max/min operations. Although we match the existing neuralsort algorithm on the tasks they have defined, the more ambitious tasks we have targeted paint a mixed picture. Setting  $\mathbf{y}$  adaptively and varying  $\varepsilon$  when needed are important directions to improve the performance of our framework.



## References

- [1] Ryan Prescott Adams and Richard S Zemel. Ranking via sinkhorn propagation. *arXiv preprint arXiv:1106.1925*, 2011.
- [2] Ian Barrodale and Frank DK Roberts. An improved algorithm for discrete  $l_1$  linear approximation. *SIAM Journal on Numerical Analysis*, 10(5):839–848, 1973.
- [3] Leonard Berrada, Andrew Zisserman, and M Pawan Kumar. Smooth loss functions for deep top-k classification. *arXiv preprint arXiv:1802.07595*, 2018.
- [4] Dimitris Bertsimas and John N Tsitsiklis. *Introduction to Linear Optimization*. Athena Scientific, 1997.
- [5] Garrett Birkhoff. Tres observaciones sobre el algebra lineal. *Universidad Nacional de Tucumán Revista Series A*, 5:147–151, 1946.
- [6] Nicolas Bonneel, Julien Rabin, Gabriel Peyré, and Hanspeter Pfister. Sliced and Radon Wasserstein barycenters of measures. *Journal of Mathematical Imaging and Vision*, 51(1):22–45, 2015.
- [7] Stephen Boyd, Corinna Cortes, Mehryar Mohri, and Ana Radovanovic. Accuracy at the top. In *Advances in neural information processing systems*, pages 953–961, 2012.
- [8] Marco Cuturi. Sinkhorn distances: lightspeed computation of optimal transport. In *Advances in Neural Information Processing Systems 26*, pages 2292–2300, 2013.
- [9] Julie Delon, Julien Salomon, and Andrei Sobolevski. Local matching indicators for transport problems with concave costs. *SIAM Journal on Discrete Mathematics*, 26(2):801–827, 2012.
- [10] Joel Franklin and Jens Lorenz. On the scaling of multidimensional matrices. *Linear Algebra and its Applications*, 114:717–735, 1989.
- [11] Aditya Grover, Eric Wang, Aaron Zweig, and Stefano Ermon. Stochastic optimization of sorting networks via continuous relaxation. In *Proceedings of ICLR 2019*, 2019.
- [12] Roger Koenker and Kevin F Hallock. Quantile regression. *Journal of economic perspectives*, 15(4):143–156, 2001.
- [13] Roger Koenker and Beum J Park. An interior point algorithm for nonlinear quantile regression. *Journal of Econometrics*, 71(1-2):265–283, 1996.
- [14] Soheil Kolouri, Yang Zou, and Gustavo K Rohde. Sliced Wasserstein kernels for probability distributions. In *Proceedings of the IEEE Conference on Computer Vision and Pattern Recognition*, pages 5258–5267, 2016.
- [15] Gonzalo Mena, David Belanger, Scott Linderman, and Jasper Snoek. Learning latent permutations with gumbel-sinkhorn networks. In *International Conference on Learning Representations*, 2018.
- [16] Gonzalo Mena, David Belanger, Gonzalo Munoz, and S. Sinkhorn networks: Using optimal transport techniques to learn permutations. In *NIPS Workshop in Optimal Transport and Machine Learning*, 2017.
- [17] Gaspard Monge. Mémoire sur la théorie des déblais et des remblais. *Histoire de l’Académie Royale des Sciences*, pages 666–704, 1781.
- [18] Marine Le Morvan and Jean-Philippe Vert. Supervised quantile normalisation. *arXiv preprint arXiv:1706.00244*, 2017.
- [19] Tan Nguyen and Scott Sanner. Algorithms for direct 0–1 loss optimization in binary classification. In *International Conference on Machine Learning*, pages 1085–1093, 2013.
- [20] Gabriel Peyré and Marco Cuturi. Computational optimal transport. *Foundations and Trends in Machine Learning*, 11(5-6):355–607, 2019.
- [21] Julien Rabin, Gabriel Peyré, Julie Delon, and Marc Bernot. Wasserstein barycenter and its application to texture mixing. In *International Conference on Scale Space and Variational Methods in Computer Vision*, pages 435–446. Springer, 2011.
- [22] Yaniv Romano, Evan Patterson, and Emmanuel J Candès. Conformalized quantile regression. *arXiv preprint arXiv:1905.03222*, 2019.
- [23] Filippo Santambrogio. *Optimal transport for applied mathematicians*. Birkhauser, 2015.

- [24] Shaodan Zhai, Tian Xia, Ming Tan, and Shaojun Wang. Direct 0-1 loss minimization and margin maximization with boosting. In C. J. C. Burges, L. Bottou, M. Welling, Z. Ghahramani, and K. Q. Weinberger, editors, *Advances in Neural Information Processing Systems 26*, pages 872–880. Curran Associates, Inc., 2013.