
Learning to Approximate a Bregman Divergence

Ali Siahkamari¹ Xide Xia² Venkatesh Saligrama¹ David Castañón¹ Brian Kulis^{1,2}

¹ Department of Electrical and Computer Engineering

² Department of Computer Science

Boston University

Boston, MA, 02215

{siaa, xidexia, srv, dac, bkulis}@bu.edu

Abstract

Bregman divergences generalize measures such as the squared Euclidean distance and the KL divergence, and arise throughout many areas of machine learning. In this paper, we focus on the problem of approximating an arbitrary Bregman divergence from supervision, and we provide a well-principled approach to analyzing such approximations. We develop a formulation and algorithm for learning arbitrary Bregman divergences based on approximating their underlying convex generating function via a piecewise linear function. We provide theoretical approximation bounds using our parameterization and show that the generalization error $O_p(m^{-1/2})$ for metric learning using our framework matches the known generalization error in the strictly less general Mahalanobis metric learning setting. We further demonstrate empirically that our method performs well in comparison to existing metric learning methods, particularly for clustering and ranking problems.

1 Introduction

Bregman divergences arise frequently in machine learning. They play an important role in clustering [4] and optimization [8], and specific Bregman divergences such as the KL divergence and squared Euclidean distance are fundamental in many areas. Many learning problems require divergences other than Euclidean distances—for instance, when requiring a divergence between two distributions—and Bregman divergences are natural in such settings. The goal of this paper is to provide a well-principled framework for learning an arbitrary Bregman divergence from supervision. Such Bregman divergences can then be utilized in downstream tasks such as clustering, similarity search, and ranking.

A Bregman divergence [8] $D_\phi : \mathbb{X} \times \mathbb{X} \rightarrow \mathbb{R}_+$ is parametrized by a strictly convex function $\phi : \mathbb{X} \rightarrow \mathbb{R}$ such that the divergence of \mathbf{x}_1 from \mathbf{x}_2 is defined as the approximation error of the linear approximation of $\phi(\mathbf{x}_1)$ from \mathbf{x}_2 , i.e. $D_\phi(\mathbf{x}_1, \mathbf{x}_2) = \phi(\mathbf{x}_1) - \phi(\mathbf{x}_2) - \nabla\phi(\mathbf{x}_2)^T(\mathbf{x}_1 - \mathbf{x}_2)$. A significant challenge when attempting to learn an arbitrary Bregman divergences is how to appropriately parameterize the class of convex functions; in our work, we choose to parameterize ϕ via piecewise linear functions of the form $h(\mathbf{x}) = \max_{k \in [K]} \mathbf{a}_k^T \mathbf{x} + b_k$, where $[K]$ denotes the set $\{1, \dots, K\}$ (see the left plot of Figure 1 for an example). As we discuss later, such *max-affine* functions can be shown to approximate arbitrary convex functions via precise bounds. Furthermore we prove that the gradient of these functions can approximate the gradient of the convex function that they are approximating, making it a suitable choice for approximating arbitrary Bregman divergences.

The key application of our results is a generalization of the Mahalanobis metric learning problem to non-linear metrics. Metric learning is the task of learning a distance metric from supervised data such that the learned metric is tailored to a given task. The training data for a metric learning algorithm is typically either relative comparisons (A is more similar to B than to C) [22, 27, 30] or

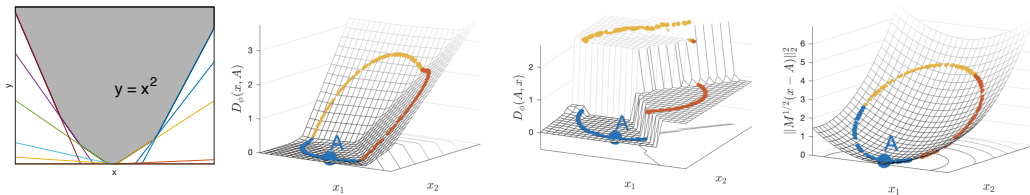


Figure 1: (Left) Approximating a quadratic function via a max-affine function. (Middle-left) Bregman divergence approximation from every 2-d sample point to the specific point A in the data, as x varies around the circle. x to the specific point A in the data (Middle-right) Switches the roles of x and A (recall the BD is asymmetric) (Right) distances from points x to A using a Mahalanobis distance learned via linear metric learning (ITML). When this BD is used to define a Bregman divergence, points within a given class have a small learned divergence, leading to clustering, k-nn, and ranking performance of 98%+ (see experimental results for details).

similar/dissimilar pairs (B and A are similar, B and C are dissimilar) [11]. This supervision may be available when underlying training labels are not directly available, such as from ranking data [23], but can also be obtained directly from class labels in a classification task. In each of these settings, the learned similarity measure can be used downstream as the distance measure in a nearest neighbor algorithm, for similarity-based clustering [4, 22], to perform ranking [26], or other tasks.

Existing metric learning approaches are often divided into two classes, namely linear and non-linear methods. Linear methods learn linear mappings and compute distances (usually Euclidean) in the mapped space [11, 30, 12]; this approach is typically referred to as Mahalanobis metric learning. These methods generally yield simple convex optimization problems, can be analyzed theoretically [5, 9], and are applicable in many general scenarios. Non-linear methods, most notably deep metric learning algorithms, can yield superior performance but require a significant amount of data to train and have little to no associated theoretical properties [32, 18]. As Mahalanobis distances themselves are within the class of Bregman divergences, this paper shows how one can generalize the class of linear methods to encompass a richer class of possible learned divergences, including non-linear divergences, while retaining the strong theoretical guarantees of the linear case.

To highlight our main contributions, we

- Provide an explicit approximation error bound showing that piecewise linear functions can be used to approximate an underlying Bregman divergence with error $\mathcal{O}(K^{-1/d})$
- Discuss a generalization error bound for metric learning in the Bregman setting of $\mathcal{O}_p(m^{-1/2})$, where m is the number of training points; this matches the bound known for the strictly less general Mahalanobis setting [5]
- Empirically validate our approach problems of ranking and clustering, showing that our method tends to outperform a wide range of linear and non-linear metric learning baselines.

Due to space constraints, many additional details and results have been put into the supplementary material; these include proofs of all bounds, discussion of the regression setting, more details on algorithms, and additional experimental results.

2 Related work

To our knowledge, the only existing work on approximating a Bregman divergence is [31], but this work does not provide any statistical guarantees. They assume that the underlying convex function is of the form $\phi(\mathbf{x}) = \sum_{i=1}^N \alpha_i h(\mathbf{x}^T \mathbf{x}_i)$, $\alpha_i \geq 0$, where $h(\cdot)$ is a pre-specified convex function such as $|z|^d$. Namely, it is a linear superposition of known convex functions $h(\cdot)$ evaluated on all of the training data. In our preliminary experiments, we have found this assumption to be quite restrictive and falls well short of state-of-art accuracy on benchmark datasets. In contrast to their work, we consider a piecewise linear family of convex functions capable of approximating any convex function. Other relevant non-linear methods include the kernelization of linear methods, as discussed in [22]

and [11]; these methods require a particular kernel function and typically do not scale well for large data.

Linear metric learning methods find a linear mapping G of the input data and compute (squared) Euclidean distance in the mapped space. This is equivalent to learning a positive semi-definite matrix $M = G^T G$ where $d_M(\mathbf{x}_1, \mathbf{x}_2) = (\mathbf{x}_1 - \mathbf{x}_2)^T M (\mathbf{x}_1 - \mathbf{x}_2) = \|G\mathbf{x}_1 - G\mathbf{x}_2\|_2^2$. The literature on linear metric learning is quite large and cannot be fully summarized here; see the surveys [22, 6] for an overview of several approaches. One of the prominent approaches in this class is information theoretic metric learning (ITML) [11], which places a LogDet regularizer on M while enforcing similarity/dissimilarity supervisions as hard constraints for the optimization problem. Large-margin nearest neighbor (LMNN) metric learning [30] is another popular Mahalanobis metric learning algorithm tailored for k-nn by using a local neighborhood loss function which encourages similarly labeled data points to be close in each neighborhood while leaving the dissimilar labeled data points away from the local neighborhood. In Schultz and Joachims [27], the authors use pairwise similarity comparisons (B is more similar to A than to C) by minimizing a margin loss.

3 Problem Formulation and Approach

We now turn to the general problem formulation considered in this paper. Suppose we observe data points $X = [\mathbf{x}_1, \dots, \mathbf{x}_n]$, where each $\mathbf{x}_i \in \mathbb{R}^d$. The goal is to learn an appropriate divergence measure for pairs of data points \mathbf{x}_i and \mathbf{x}_j , given appropriate supervision. The class of divergences considered here is Bregman divergences; recall that Bregman divergences are parameterized by a continuously differentiable, strictly convex function $\phi : \Omega \rightarrow \mathbb{R}$, where Ω is a closed convex set. The Bregman divergence associated with ϕ is defined as

$$D_\phi(\mathbf{x}_i, \mathbf{x}_j) = \phi(\mathbf{x}_i) - \phi(\mathbf{x}_j) - \nabla\phi(\mathbf{x}_j)^T(\mathbf{x}_i - \mathbf{x}_j).$$

Examples include the squared Euclidean distance (when $\phi(\mathbf{x}) = \|\mathbf{x}\|_2^2$), the Mahalanobis distance, and the KL divergence. Learning a Bregman divergence can be equivalently described as learning the underlying convex function for the divergence. In order to fully specify the learning problem, we must determine both a supervised loss function as well as a method for appropriately parameterizing the convex function to be learned. Below, we describe both of these components.

3.1 Loss Functions

We can easily generalize the standard empirical risk minimization framework for metric learning, as discussed in [22], to our more general setting. In particular, suppose we have supervision in the form of m loss functions ℓ_t ; these ℓ_t depend on the learned Bregman divergence parameterized by ϕ as well as the data points X and some corresponding supervision y . We can express a general loss function as

$$\mathcal{L}(\phi) = \sum_{t=1}^m \ell_t(D_\phi, X, y) + \lambda r(\phi),$$

where r is a regularizer over the convex function ϕ , λ is a hyperparameter that controls the tradeoff between the loss and the regularizer, and the supervised losses ℓ_t are assumed to be a function of the Bregman divergence corresponding to ϕ . The goal in an empirical risk minimization framework is to find ϕ to minimize this loss, i.e., $\min_{\phi \in \mathcal{F}} \mathcal{L}(\phi)$, where \mathcal{F} is the set of convex functions over which we are optimizing.

The above general loss can capture several learning problems. For instance, one can capture a regression setting, e.g., when the loss ℓ_t is the squared loss between the true Bregman divergence and the divergence given by the approximation. In the metric learning setting, one can utilize a loss function ℓ_t such as a triplet or contrastive loss, as is standard. In our experiments and generalization error analysis, we mainly consider a generalization of the triplet loss, where the loss is $\max(0, \alpha + D_\phi(\mathbf{x}_{i_t}, \mathbf{x}_{j_t}) - D_\phi(\mathbf{x}_{k_t}, \mathbf{x}_{l_t}))$ for a tuple $(\mathbf{x}_{i_t}, \mathbf{x}_{j_t}, \mathbf{x}_{k_t}, \mathbf{x}_{l_t})$; see Section 3.3 for details.

3.2 Convex piecewise linear fitting

Next we must appropriately parameterize ϕ . We choose to parameterize our Bregman divergences using piecewise linear approximations. Piecewise linear functions are used in many different applications such as global optimization [25], circuit modeling [20, 16] and convex regression [7, 3]. There

are many methods for fitting piecewise linear functions including using neural networks [14] and local linear fits on adaptive selected partitions of the data [17]; however, we are interested in formulating a convex optimization problem as done in [24]. We use convex piecewise linear functions of the form $\mathcal{F}_{P,L} \doteq \{h : \Omega \rightarrow \mathbb{R} \mid h(\mathbf{x}) = \max_{k \in [K]} \mathbf{a}_k^T \mathbf{x} + b_k, \quad \|\mathbf{a}_k\|_1 \leq L\}$, called max-affine functions. In our notation $[K]$ denotes the set $\{1, \dots, K\}$. See the left plot of Figure 1 for a visualization of using a max-affine function.

We stress that our goal is to approximate Bregman divergences, and as such strict convexity and differentiability are not required of the class of approximators when approximating an arbitrary Bregman divergence. Indeed, it is standard practice in learning theory to approximate a class of functions within a more tractable class. In particular, the use of piecewise linear functions has precedence in function approximation, and has been used extensively for approximating convex functions (e.g. [2]).

Conventional numerical schemes seek to approximate a function as a linear superposition of fixed basis functions (eg. Bernstein polynomials). Our method could be directly extended to such basis functions and can be kernelized as well. Still, piecewise linear functions offer a benefit over linear superpositions. The max operator acts as a ridge function resulting in significantly richer non-linear approximations.

In the next section we will discuss how to formulate optimization over $\mathcal{F}_{P,L}$ in order to solve the loss function described earlier. In particular, the following lemma will allow us to express appropriate optimization problems using linear inequality constraints:

Lemma 1. [7] *There exists a convex function $\phi : \mathbb{R}^d \rightarrow \mathbb{R}$, that takes values*

$$\phi(\mathbf{x}_i) = z_i \tag{1}$$

if and only if there exists $\mathbf{a}_1, \dots, \mathbf{a}_n \in \mathbb{R}^d$ such that

$$z_i - z_j \geq \mathbf{a}_j^T (\mathbf{x}_i - \mathbf{x}_j), \quad i, j \in [n]. \tag{2}$$

Proof. Assuming such ϕ exists, take \mathbf{a}_j to be any sub-gradient of $\phi(\mathbf{x}_j)$ then (2) holds by convexity. Conversely, assuming (2) holds, define ϕ as

$$\phi(\mathbf{x}) = \max_{i \in [n]} \mathbf{a}_i^T (\mathbf{x} - \mathbf{x}_i) + z_i. \tag{3}$$

ϕ is convex due to the proposed function being a max of linear functions. $\phi(\mathbf{x}_i) = z_i$ using (2). \square

As a direct consequence of Lemma 1, one can see that a Bregman divergence can take values

$$D_\phi(\mathbf{x}_i, \mathbf{x}_j) = z_i - z_j - \mathbf{a}_j^T (\mathbf{x}_i - \mathbf{x}_j), \tag{4}$$

if and only if conditions in (2) hold.

A key question is whether piecewise linear functions can be used to approximate Bregman divergences well enough. An existing result in [2] says that for any L -Lipschitz convex function ϕ there exists a piecewise linear function $h \in \mathcal{F}_{P,L}$ such that $\|\phi - h\|_\infty \leq 36LRK^{-\frac{2}{d}}$, where K is the number of hyperplanes and R is the radius of the input space. However, this existing result is not directly applicable to us since a Bregman divergence utilizes the gradient $\nabla\phi$ of the convex function. As a result, in section 3.4, we bound the gradient error $\|\nabla\phi - \nabla h\|_\infty$ of such approximators. This in turn allows us to prove a result demonstrating that we can approximate Bregman divergences with arbitrary accuracy under some regularity conditions.

3.3 Metric Learning Algorithm

We now briefly discuss algorithms for solving the underlying loss functions described in the previous section. A standard metric learning scenario considers the case where the supervision is given as relative comparisons between objects.

Suppose we observe $S_m = \{(\mathbf{x}_{i_t}, \mathbf{x}_{j_t}, \mathbf{x}_{k_t}, \mathbf{x}_{l_t}) \mid t \in [m]\}$, where $D(\mathbf{x}_{i_t}, \mathbf{x}_{j_t}) \leq D(\mathbf{x}_{k_t}, \mathbf{x}_{l_t})$ for some unknown similarity function and (i_t, j_t, k_t, l_t) are indices of objects in a countable set \mathcal{U} (e.g.

set of people in a social network). To model the underlying similarity function D , we propose a Bregman divergence of the form:

$$\hat{D}(\mathbf{x}_i, \mathbf{x}_j) \triangleq \hat{\phi}(\mathbf{x}_i) - \hat{\phi}(\mathbf{x}_j) - \nabla_* \hat{\phi}(\mathbf{x}_j), \quad (5)$$

where $\hat{\phi}(\mathbf{x}) \triangleq \max_{i \in \mathcal{U}_m} \mathbf{a}_i^T (\mathbf{x} - \mathbf{x}_i) + z_i$, ∇_* is the biggest sub-gradient, \mathcal{U}_m is the set of all observed objects indices $\mathcal{U}_m \triangleq \cup_{t=1}^m \{i_t, j_t, k_t, l_t\}$ and \mathbf{a}_i 's and z_i 's are the solution to the following linear program:

$$\begin{aligned} & \min_{z_i, \mathbf{a}_i, L} \sum_{t=1}^m \max(\zeta_t, 0) + \lambda L \\ \text{s.t. } & \begin{cases} z_{i_t} - z_{j_t} - \mathbf{a}_{j_t}^T (\mathbf{x}_{i_t} - \mathbf{x}_{j_t}) + z_{l_t} - z_{k_t} + \mathbf{a}_{l_t}^T (\mathbf{x}_{k_t} - \mathbf{x}_{l_t}) \leq \zeta_t - 1 & t \in [m] \\ z_i - z_j \geq \mathbf{a}_j^T (\mathbf{x}_i - \mathbf{x}_j) & i, j \in \mathcal{U}_m \\ \|\mathbf{a}_i\|_1 \leq L & i \in \mathcal{U}_m \end{cases} \end{aligned}$$

We refer to the solution of this optimization problem as PBDL (piecewise Bregman divergence learning). Note that one may consider other forms of supervision, such as pairwise similarity constraints, and these can be handled in an analogous manner. Also, the above algorithm is presented for readability for the case where $K = n$; the case where $K < n$ is discussed in the supplementary material.

In order to scale our method to large datasets, there are several possible approaches. One could employ ADMM to the above LP, which can be implemented in a distributed fashion or on GPUs.

3.4 Analysis

Now we present an analysis of our approach. Due to space considerations, proofs appear in the supplementary material. Briefly, our results: i) show that a Bregman divergence parameterized by a piecewise linear convex function can approximate an arbitrary Bregman divergence with error $\mathcal{O}(K^{-\frac{1}{d}})$, where K is the number of affine functions; ii) bound the Rademacher complexity of the class of Bregman divergences parameterized by piecewise linear generating functions; iii) provide a generalization for Bregman metric learning that shows that the generalization error gap grows as $\mathcal{O}_p(m^{-\frac{1}{2}})$, where m is the number of training points.

In the supplementary material, we further provide additional generalization guarantees for learning Bregman divergences in the regression setting. In particular, it is worth noting that, in the regression setting, we provide a generalization bound of $\mathcal{O}_p(m^{-1/(d+2)})$, which is comparable to the lower-bound for convex regression $\mathcal{O}_p(m^{-4/(d+4)})$.

Approximation Guarantees. First we would like to bound how well one can approximate an arbitrary Bregman divergence when using a piecewise linear convex function. Besides providing a quantitative justification for using such generating functions, this result is also used for later generalization bounds.

Theorem 1. For any convex $\phi : \Omega \rightarrow \mathbb{R}$, which:

1) is defined on the ∞ -norm ball, i.e:

$$\mathcal{B}(R) = \{\mathbf{x} \in \mathbb{R}^d, \|\mathbf{x}\|_\infty \leq R\} \subset \Omega$$

2) is β -smooth, i.e:

$$\|\nabla \phi(\mathbf{x}) - \nabla \phi(\mathbf{y})\|_1 \leq \beta \|\mathbf{x} - \mathbf{y}\|_\infty.$$

There exists a max-affine function h with K hyper-planes such that:

1) it uniformly approximates ϕ :

$$\sup_{\mathbf{x} \in \mathcal{B}(R)} |\phi(\mathbf{x}) - h(\mathbf{x})| \leq 4\beta R^2 K^{-2/d}. \quad (6)$$

2) Any of its sub-gradients $\nabla h(\mathbf{x}) \in \partial h(\mathbf{x})$ away from boundaries of the norm ball, uniformly approximates $\nabla \phi(\mathbf{x})$.

$$\sup_{\mathbf{x} \in \mathcal{B}(R-\epsilon)} \|\nabla \phi(\mathbf{x}) - \nabla h(\mathbf{x})\|_1 \leq 16\beta R K^{-1/d}, \quad (7)$$

3) The Bregman divergence parameterized by h away from boundaries of the norm ball, uniformly approximates Bregman divergence parameterized by ϕ

$$\sup_{\mathbf{x}, \mathbf{x}' \in \mathcal{B}(R-\epsilon)} |D_\phi(\mathbf{x}, \mathbf{x}') - D_h(\mathbf{x}, \mathbf{x}')| \leq 36\beta R^2 K^{-1/d}, \quad (8)$$

$$\epsilon \leq 8RK^{-1/d}.$$

Rademacher Complexity. Another result we require for proving generalization error is the Rademacher complexity of the class of Bregman divergences using our choice of generating functions. We have the following result:

Lemma 2. *The Rademacher complexity of Bregman divergences parameterized by max-affine functions, $R_m(\mathcal{D}_{P,L})$, is bounded by $R_m(\mathcal{D}_{P,L}) \leq 4KLR\sqrt{2\ln(2d+2)}/m$.*

Generalization Error. Finally, we consider the case of classification error when learning a Bregman divergence under relative similarity constraints. Our result bounds the loss on unseen data based on the loss on the training data. We require that the training data be drawn iid. Note that while there are known methods to relax these assumptions, as shown for Mahalanobis metric learning in [5], we assume here for simplicity that data is drawn iid.¹ In particular, we assume that each instance is a quintuple, consisting of two pairs $(\mathbf{x}_{i_t}, \mathbf{x}_{j_t}, \mathbf{x}_{k_t}, \mathbf{x}_{l_t})$ drawn iid from some distribution μ over \mathcal{X}^4 .

Theorem 2. *Consider $S_m = \{(\mathbf{x}_{i_t}, \mathbf{x}_{j_t}, \mathbf{x}_{k_t}, \mathbf{x}_{l_t}), t \in [m]\} \sim \mu^m$, where $D(\mathbf{x}_{i_t}, \mathbf{x}_{j_t}) \leq D(\mathbf{x}_{k_t}, \mathbf{x}_{l_t})$. Set $R = \max_i \|\mathbf{x}_i\|_\infty$. The generalization error of the learned divergence in (1) when using K hyper-planes satisfies*

$$\begin{aligned} \mathbb{E}[1[\hat{D}(\mathbf{x}_{i_t}, \mathbf{x}_{j_t}) \geq \hat{D}(\mathbf{x}_{k_t}, \mathbf{x}_{l_t})]] &\leq \frac{1}{m} \sum_{t=1}^m \max(0, 1 + \hat{D}(\mathbf{x}_{i_t}, \mathbf{x}_{j_t}) - \hat{D}(\mathbf{x}_{k_t}, \mathbf{x}_{l_t})) \\ &\quad + 32KLR\sqrt{2\ln(2d+2)}/\sqrt{m} \\ &\quad + \sqrt{4\ln(4\log_2 L) + \ln(1/\delta)}/\sqrt{m} \end{aligned}$$

with probability at least $1 - \delta$ for receiving the data S_m .

See the supplementary material for a proof.

Discussion of Theorem 2: Note that n stands for number of unique points in all comparisons, where m stands for number of comparisons, i.e: $n = \#\mathcal{U}_m$, so n will increase with m .

case 1: (K<n) We discuss details of the algorithm about the case where $K < n$ in appendix A6; this is another approach we have used in our experiments which yielded similar results. Using standard cross-validation to select K is the simplest and most effective way to select a value of K , and also ensures that the theoretical bounds are applicable. Also its almost obvious that doing further cross validation to choose K would result in improvement over the choice of $K = n$. However we liked to use $K = n$ in the reported experiments as it results in a faster algorithm and reduces the time needed for cross validation.

case 2: (K=n) For the theoretical bound to hold we need $n \ll m$. This could be true in the example of the social network if we extract some kind of similarity information between people. Regardless of this we found acceptable results in our experiments with this setting.

i.i.d setup: The i.i.d setup while training is enforced by randomly choosing the similarity comparisons from the fixed classification data-set $\{\mathbf{x}_i, y_i\}_{i=1}^n$. This makes sense in a practical sense too as having or computing relative comparisons between all triplets would make $m = O(n^3)$ which is impractical when n is large. However we test the divergence in different tasks (i.e. ranking and clustering).

4 Experiments

Due to space constraints, we focus mainly on comparisons to Mahalanobis metric learning methods and their variants for the problems of clustering and ranking. In the supplementary, we include

¹In many cases this is justified. For instance, in estimating quality scores for items, one often has data corresponding to item-item comparisons [28]; for each item, the learner also observes contextual information. The feedback, y_t depends only on the pair $(\mathbf{x}_{i_t}, \mathbf{x}_{j_t})$, and as such is independent of other comparisons.

Table 1: Learning Bregman divergences (PDBL) compared to existing linear and non-linear metric learning approaches on standard UCI benchmarks. PDBL performs first or second among these benchmarks in 14 of 16 comparisons, outperforming all of the other methods. Note that the top two results for each setting are indicated in bold.

Data-set	Algorithm	Clustering		Ranking	
		Rand-Ind %	Purity %	AUC %	Ave-P %
Iris	PBDL	94.5 ± 0.8	95.6 ± 0.7	96.5 ± 0.4	93.5 ± 0.7
	ITML [11]	96.4 ± 0.8	97.0 ± 0.7	97.5 ± 0.3	95.3 ± 0.5
	LMNN [30]	90.0 ± 1.3	91.0 ± 1.3	94.3 ± 0.6	89.9 ± 0.8
	GB-LMNN [21]	88.7 ± 1.5	89.9 ± 1.5	94.0 ± 0.6	89.7 ± 0.8
	GMML [33]	93.8 ± 0.9	94.5 ± 0.9	95.7 ± 0.4	92.0 ± 0.6
	Kernel NCA [12]	89.9 ± 1.3	90.3 ± 1.1	93.4 ± 0.6	88.3 ± 0.9
	MLR-AUC [26]	79.7 ± 2.6	80.1 ± 2.7	84.2 ± 2.4	76.2 ± 2.6
	Euclidean	87.8 ± 0.8	89.2 ± 0.8	93.5 ± 0.3	88.8 ± 0.5
Balance Scale	PBDL	84.4 ± 0.7	87.8 ± 0.5	86.0 ± 0.4	82.9 ± 0.5
	ITML	68.9 ± 0.9	77.5 ± 0.7	80.1 ± 0.7	74.3 ± 0.8
	LMNN	69.5 ± 1.8	77.0 ± 1.7	75.9 ± 1.3	70.0 ± 1.2
	GB-LMNN	71.4 ± 1.5	79.7 ± 1.4	78.1 ± 1.1	72.2 ± 1.0
	GMML	72.9 ± 0.8	80.2 ± 0.8	79.0 ± 0.4	72.8 ± 0.5
	NCA	58.9 ± 0.5	65.9 ± 0.8	66.7 ± 0.2	61.7 ± 0.3
	Kernel NCA	65.3 ± 1.5	73.0 ± 1.6	68.7 ± 1.8	63.7 ± 1.9
	MLR-AUC	48.0 ± 2.6	53.6 ± 2.9	56.9 ± 3.3	55.8 ± 3.1
Wine	PBDL	83.7 ± 2.9	85.0 ± 3.2	91.0 ± 0.9	86.7 ± 1.2
	ITML	82.8 ± 2.6	82.5 ± 3.1	89.1 ± 1.1	84.6 ± 1.4
	LMNN	70.0 ± 0.8	68.8 ± 1.2	82.4 ± 0.8	76.2 ± 1.1
	GB-LMNN	70.6 ± 0.9	69.3 ± 1.4	83.7 ± 0.1	78.5 ± 1.3
	GMML	83.2 ± 2.9	81.0 ± 3.2	91.0 ± 0.7	88.5 ± 0.7
	Kernel NCA	70.4 ± 1.3	71.3 ± 1.4	75.1 ± 0.9	67.7 ± 1.1
	MLR-AUC	33.1 ± 1.0	40.4 ± 1.4	52.5 ± 1.5	52.4 ± 1.5
	Euclidean	71.2 ± 0.7	70.6 ± 0.8	77.7 ± 0.7	66.1 ± 0.8
Transfusion	PBDL	57.9 ± 1.2	75.9 ± 0.7	54.9 ± 0.4	68.2 ± 0.6
	ITML	60.2 ± 1.0	75.8 ± 0.7	54.2 ± 0.4	66.4 ± 0.7
	LMNN	59.4 ± 1.3	76.3 ± 0.6	54.0 ± 0.5	67.1 ± 0.7
	GB-LMNN	58.9 ± 1.2	76.3 ± 0.6	54.8 ± 0.6	67.2 ± 0.7
	GMML	59.3 ± 1.3	76.6 ± 0.7	54.0 ± 0.5	67.5 ± 0.7
	Kernel NCA	63.7 ± 0.7	76.2 ± 0.7	52.2 ± 0.8	65.7 ± 0.8
	MLR-AUC	62.6 ± 1.8	74.9 ± 2.2	42.8 ± 1.3	60.9 ± 1.8
	Euclidean	60.6 ± 0.6	76.4 ± 0.4	54.2 ± 0.3	67.0 ± 0.5

several additional empirical results: i) additional data sets, ii) comparisons on k-nearest neighbor classification performance with the learned metrics, iii) results for the regression learning setting.

In the following, all results are represented using 95% confidence intervals, computed using 100 runs. Our optimization problems are solved using Gurobi solvers [15]. We compared against both linear and kernelized Mahalanobis metric learning methods, trying to include as many popular linear and non-linear approaches within our space limitations. In particular, we compared to 8 baselines: information-theoretic metric learning (ITML) [11], large-margin nearest neighbors (LMNN) [30], gradient-boosted LMNN (GB-LMNN)[21], geometric mean metric learning (GMML)[33], neighbourhood components analysis (NCA) [12], kernel NCA, metric learning to rank (MLR)[26], and a baseline Euclidean distance. Note that we also compared to the Bregman divergence learning algorithm of Wu et al. [31] but found its performance in general to be much worse than the other metric learning methods; see the discussion below. Code for all experiments is available on our github page².

²<https://github.com/Siahkamari/Learning-to-Approximate-a-Bregman-Divergence.git>

4.1 Bregman clustering and similarity ranking from relative similarity comparisons

In this experiment we implement PBDL on four standard UCI classification data sets that have previously been used for metric learning benchmarking. See the supplementary material for additional data sets. We apply the learned divergences to the tasks of semi-supervised clustering and similarity ranking. To learn a Bregman divergence we use a cross-validation scheme with 3 folds. From two folds we learn the Bregman divergence or Mahalanobis distance and then test it for the specified task on the other fold. All results are summarized in Table 1.

Data: The pairwise inequalities are generated by choosing two random samples $\mathbf{x}_1, \mathbf{x}_2$ from a random class and another sample \mathbf{x}_3 from a different class. We provided the supervision $D(\mathbf{x}_1, \mathbf{x}_2) \leq D(\mathbf{x}_1, \mathbf{x}_3)$. The number of inequalities provided was 2000 for each case.

Divergence learning details: The λ in our algorithm (PBDL) were both chosen by 3-fold cross validation on training data on a grid $10^{-8:1:4}$. For implementing ITML we used the original code and the hyper-parameters were optimized by a similar cross-validation using their tuner for each different task. We used the code provided in Matlab statistical and machine learning toolbox for a diagonal version of NCA. We Kernelized NCA by the kernel trick where we chose the kernel by cross validation to be either RBF or polynomial kernel with bandwidth chosen from $2^{0:5}$. For GB-LMNN we used their provided code. We performed hyper-parameter tuning for GMML as described in their paper. For MLR-AUC we used their code and guidelines for hyper-parameter optimization.

For the clustering task, it was shown in [4] that one can do clustering similarly to k-means for any Bregman divergence. We use the learned Bregman divergence to do Bregman clustering and measure the performance under *Rand-Index* and *Purity*. For the ranking task, for each test data point \mathbf{x} we rank all other test data points according to their Bregman divergence. The ground truth ranking is one where for any data point \mathbf{x} all similarly labeled data points are ranked earlier than any data from other classes. We evaluate the performance by computing *average-precision* (Ave-P) and *Area under ROC curve* (AUC) on test data as in [26].

Also [10] considers extensions of the framework considered in this paper to the deep setting; they show that one can achieve state-of-the-art results for image classification, and the Bregman learning framework outperforms popular deep metric learning baselines on several tasks and data sets. Thus, we may view a contribution of our paper as building a theoretical framework that already has shown impact in deep settings.

4.2 Discussion and Observations

On the benchmark datasets examined, our method yields the best or second-best results on 14 of the 16 comparisons (4 datasets by 4 measures per dataset); the next best method (GMML) yields best or second-best results on 8 comparisons. This suggests that Bregman divergences are competitive for downstream clustering and ranking tasks.

We spent quite a bit of time working with the method of [31], which learns a convex function of the form $\phi(\mathbf{x}) = \sum_{i=1}^N \alpha_i h(\mathbf{x}^T \mathbf{x}_i)$, $\alpha_i \geq 0$, but we found that the algorithm did not produce sensible results. More precisely: the solution oscillated between two solutions, one that classifies every-pair as similar and the other one classifying every pair as dis-similar. Also, when tuning the learning rate carefully, the oscillations converged to $\alpha_i = 0, \forall i$. We think the problem is not only with the algorithm but with the formulation as well. The authors of [31] recommend two different kernels: $\phi(\mathbf{x}) = \sum_i \exp(\mathbf{x}^T \mathbf{x}_i)$ and $\phi(\mathbf{x}) = \sum_i \alpha_i (\mathbf{x}^T \mathbf{x}_i)^2$. Adding n exponential functions results in a very large and unstable function. The same holds for adding quadratic functions. In our formulation we are taking max of n linear functions so at each instance only one linear functions is active.

4.3 Conclusions

We developed a framework for learning arbitrary Bregman divergences by using max-affine generating functions. We precisely bounded the approximation error of such functions as well as provided generalization guarantees in the regression and relative similarity setting.

Broader Impacts

The metric learning problem is a fundamental problem in machine learning, attracting considerable research and applications. These applications include (but are certainly not limited to) face verification, image retrieval, human activity recognition, program debugging, music analysis, and microarray data analysis (see [22] for a discussion of each of these applications, along with relevant references). Fundamental work in this problem will help to improve results in these applications as well as lead to further impact in new domains. Moreover, a solid theoretical understanding of the algorithms and methods of metric learning can lead to improvements in combating learning bias for these applications and reduce unnecessary errors in several systems.

5 Acknowledgment

This research was supported by NSF CAREER Award 1559558, CCF-2007350 (VS), CCF-2022446 (VS), CCF-1955981 (VS) and the Data Science Faculty Fellowship from the Rafik B. Hariri Institute. We would like to thank Gábor Balázs for helpful comments and suggestions. We thank Natalia Frumkin for helping us with experiments. We thank Arian Houshmand for providing suggestions that led to speeding up our linear programming.

Appendix

In this appendix, we provide several additional results:

- Background mathematical concepts required for the proofs (A1)
- Proof of the approximation bound (A2)
- Proof of the Rademacher complexity bound (A3)
- Proof of the metric learning generalization error bound (A4)
- Discussion of the regression setting, including generalization error (A5)
- Discussion of the case where $K < n$ (A6)
- Some additional details omitted from the discussion of the algorithms (A7)
- Additional experimental results, including results on regression and classification (A8)

A1 Covering number

This is a brief overview of covering numbers from [1]. Let $(\Omega, \|\cdot\|)$ be a metric space and $\Omega \subset \mathbb{U}$. For any $\epsilon > 0$, $\mathbb{X}_\epsilon \subset \mathbb{U}$ is an ϵ -covering of Ω if:

$$\min_{\hat{x} \in \mathbb{X}_\epsilon} \|\mathbf{x} - \hat{x}\| \leq \epsilon \quad \forall \mathbf{x} \in \Omega.$$

The covering number $\mathcal{N}(\Omega, \epsilon, \|\cdot\|)$ is defined as the minimum cardinality of an ϵ -covering of Ω . By volumetric arguments, the covering number of the norm ball of radius R in d -dimension $\mathcal{B}(R)$ is bounded as below:

$$\left(\frac{R}{\epsilon}\right)^d \leq \mathcal{N}(\mathcal{B}(R), \epsilon, \|\cdot\|) \leq \left(\frac{2R}{\epsilon} + 1\right)^d.$$

In this paper we only consider the $\|\cdot\|_\infty$ on the input space. We construct a covering set by dividing the space into hyper-cubes of side length 2ϵ as depicted in Figure 1. This construction provides us a covering set of size $\mathcal{N}(\mathcal{B}(R), \epsilon, \|\cdot\|_\infty) \leq \lceil R/\epsilon \rceil^d$.

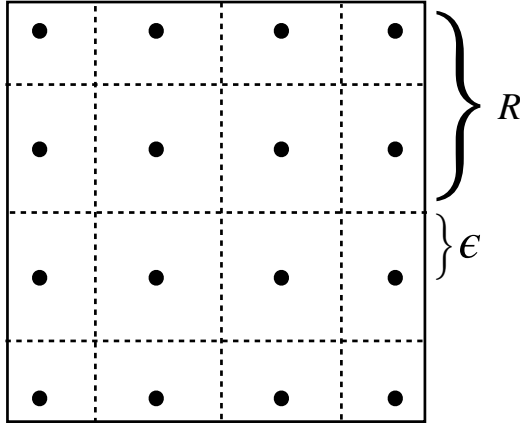


Figure 2: Sketch of a 2-dimensional hyper-cube of radius R , covered by ∞ -norm balls of radius ϵ .

A2 Approximation Guarantees

Before proceeding with the proof we state a useful lemma.

Lemma 3. [19] For any two vectors $\mathbf{r}_1, \mathbf{r}_2 \in \mathbb{R}^d$,

$$\sup_{\|\mathbf{u}\|_\infty \leq \rho} \langle \mathbf{r}_1 - \mathbf{r}_2, \mathbf{u} \rangle \leq \delta \iff \|\mathbf{r}_1 - \mathbf{r}_2\|_1 \leq \delta/\rho.$$

Proof of Theorem 1.

Let $\mathbb{X}_\epsilon = \{\hat{\mathbf{x}}_1, \dots, \hat{\mathbf{x}}_K\}$ be an ϵ -cover for $\mathcal{B}(R)$ as constructed in A1. We have:

$$\epsilon = \frac{R}{\lfloor K^{1/d} \rfloor} \leq 2RK^{-1/d}.$$

Let $\hat{\mathbf{x}} = \arg \min_{\hat{\mathbf{x}}_i \in \mathbb{X}_\epsilon} \|\mathbf{x} - \hat{\mathbf{x}}_i\|_\infty$. We know $\|\mathbf{x} - \hat{\mathbf{x}}\|_\infty \leq \epsilon$ due to construction of \mathbb{X}_ϵ . Consider the piecewise linear function, $h : \mathbb{R}^d \rightarrow \mathbb{R}$, defined as follows:

$$h(\mathbf{x}) \triangleq \max_i \phi(\hat{\mathbf{x}}_i) + \langle \nabla \phi(\hat{\mathbf{x}}_i), \mathbf{x} - \hat{\mathbf{x}}_i \rangle. \quad (9)$$

We have:

$$\begin{aligned} 0 &\leq \phi(\mathbf{x}) - h(\mathbf{x}) \\ &\leq \phi(\mathbf{x}) - \phi(\hat{\mathbf{x}}) - \langle \nabla \phi(\hat{\mathbf{x}}), \mathbf{x} - \hat{\mathbf{x}} \rangle \\ &\leq \langle \nabla \phi(\mathbf{x}) - \nabla \phi(\hat{\mathbf{x}}), \mathbf{x} - \hat{\mathbf{x}} \rangle \\ &\leq \|\nabla \phi(\mathbf{x}) - \nabla \phi(\hat{\mathbf{x}})\|_1 \|\mathbf{x} - \hat{\mathbf{x}}\|_\infty \\ &\leq \beta \|\mathbf{x} - \hat{\mathbf{x}}\|_\infty^2 \leq \beta \epsilon^2 = 4\beta R^2 K^{-2/d}. \end{aligned}$$

Therefore (9) in the main paper is shown. For proving (10) consider covering points $\hat{\mathbf{x}}_i$ in a δ -ball around \mathbf{x} .

$$\begin{aligned} &\langle \nabla \phi(\mathbf{x}) - \nabla h(\mathbf{x}), \mathbf{x} - \hat{\mathbf{x}}_i \rangle \\ &= \langle \nabla \phi(\mathbf{x}) - \nabla \phi(\hat{\mathbf{x}}_i), \mathbf{x} - \hat{\mathbf{x}}_i \rangle \\ &+ \phi(\hat{\mathbf{x}}_i) + \langle \nabla \phi(\hat{\mathbf{x}}_i), \mathbf{x} - \hat{\mathbf{x}}_i \rangle \quad * (\leq h(\mathbf{x})) \\ &- h(\hat{\mathbf{x}}_i) - \langle \nabla h(\mathbf{x}), \mathbf{x} - \hat{\mathbf{x}}_i \rangle \quad ** (\leq -h(\mathbf{x})) \\ &\leq \|\nabla \phi(\mathbf{x}) - \nabla \phi(\hat{\mathbf{x}}_i)\|_1 \|\mathbf{x} - \hat{\mathbf{x}}_i\|_\infty \\ &\leq \beta \|\mathbf{x} - \hat{\mathbf{x}}_i\|_\infty^2 \leq \beta \delta^2. \end{aligned} \quad (10)$$

* is true due to the way $h(\mathbf{x})$ is defined in (9). ** is true due to convexity. By a convex combination of inequalities in (10) we get:

$$\langle \nabla \phi(\mathbf{x}) - \nabla h(\mathbf{x}), \mathbf{x} - \sum_i \alpha_i \hat{\mathbf{x}}_i \rangle \leq \beta \delta^2. \quad (11)$$

Next we will prove $\mathbf{x} - \sum_i \alpha_i \hat{\mathbf{x}}_i$ can represent any vector \mathbf{r} of size $\|\mathbf{r}\|_\infty \leq \delta - 2\epsilon$. From there by using Lemma 3 and choosing $\delta = 4\epsilon$ we'll get

$$\|\nabla \phi(\mathbf{x}) - \nabla h(\mathbf{x})\|_1 \leq \beta \delta^2 / (\delta - 2\epsilon) \leq 16\beta R^2 K^{-1/d}.$$

If $\delta \geq 2\epsilon$ and \mathbf{x} is no closer than δ to the boundaries of $\mathcal{B}(R)$, we can consider hyper-cubes $\mathcal{B}(\epsilon)$ fitted to each corner of $\mathcal{B}(\delta)$ centered at \mathbf{x} as in the 2-dimensional case depicted by Figure 2. There has to be covering points in each of these ϵ -hyper-cubes, otherwise their center is further away from all covering points by more than ϵ . As depicted by Figure 2 the convex hull of such covering points includes a $(\delta - 2\epsilon)$ -hyper-cube centered at \mathbf{x} . Therefore any vector of size $(\delta - 2\epsilon)$ can be represented by $(\mathbf{x} - \sum_i \alpha_i \hat{\mathbf{x}}_i)$.

The proof of (11) in the main paper is done by combining the approximation error of the gradient and the convex function as follows:

$$\begin{aligned} D_\phi(\mathbf{x}, \mathbf{x}') - D_h(\mathbf{x}, \mathbf{x}') &= \phi(\mathbf{x}) - \phi(\mathbf{x}') - \langle \nabla \phi(\mathbf{x}'), \mathbf{x} - \mathbf{x}' \rangle \\ &- h(\mathbf{x}) + h(\mathbf{x}') + \langle \nabla h(\mathbf{x}'), \mathbf{x} - \mathbf{x}' \rangle \\ &\leq \phi(\mathbf{x}) - h(\mathbf{x}) \\ &+ \langle \nabla h(\mathbf{x}') - \nabla \phi(\mathbf{x}'), \mathbf{x} - \mathbf{x}' \rangle \\ &\leq |\phi(\mathbf{x}) - h(\mathbf{x})| \\ &+ \|\nabla \phi(\mathbf{x}) - \nabla h(\mathbf{x}')\|_1 \|\mathbf{x} - \mathbf{x}'\|_\infty \\ &\leq 36\beta R^2 K^{-1/d}. \end{aligned}$$

The other side of the inequality can be shown similarly.

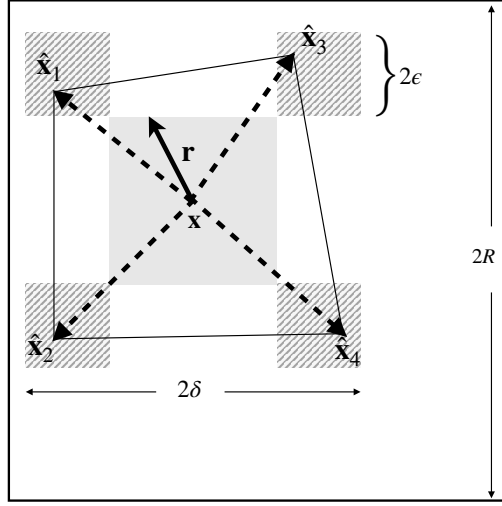


Figure 3: The 2-dimensional sketch of the input space $\mathcal{B}(R)$ along with $\mathcal{B}(\delta)$ centered at \mathbf{x} . Four dashed vectors represent $\mathbf{x} - \hat{\mathbf{x}}_k$. Using a convex combination of these vectors we can represent any vector \mathbf{r} (solid vector) of size $\|\mathbf{r}\|_\infty = \delta - 2\epsilon$.

A3 Rademacher complexity of piecewise linear Bregman divergences

The Rademacher complexity $R_m(\mathcal{F})$ of a function class \mathcal{F} is defined as the expected maximum correlation of a function class with binary noise. Bounding the Rademacher complexity of a function class provides us with a measure of how complex the class is. This measure is used in computing probably approximately correct (PAC) bounds for learning tasks such as classification, regression, and ranking. Let

$$\mathcal{F}_{P,L} \triangleq \{h : \mathbb{R}^d \rightarrow \mathbb{R} \mid h(\mathbf{x}) = \max_{k \in [K]} \mathbf{a}_k^T \mathbf{x} + b_k, \|\mathbf{a}_k\|_1 \leq L\}$$

be the class of L -Lipschitz max-affine functions. Also let

$$\mathcal{D}_{P,L} \triangleq \{h(\mathbf{x}) - h(\mathbf{x}') - \nabla h(\mathbf{x}')^T (\mathbf{x} - \mathbf{x}') \mid h \in \mathcal{F}_{P,L}\}$$

be the class of Bregman divergences parameterized by a max-affine functions.

Lemma 2. *The Rademacher complexity of Bregman divergences parameterized by a max-affine function $R_m(\mathcal{D}_{P,L}) \leq 4KLR\sqrt{(2\ln(2d+2))/m}$.*

Proof. Define: $p(\mathbf{x}) \triangleq \arg \max_k \mathbf{a}_k^T \mathbf{x} + b_k$

$$\begin{aligned} \mathcal{D}_{P,L} &= \{h(\mathbf{x}) - h(\mathbf{x}') - \nabla h(\mathbf{x}')^T (\mathbf{x} - \mathbf{x}') \mid h \in \mathcal{F}_{P,L}\} \\ &= \{\mathbf{a}_{p(\mathbf{x})}^T \mathbf{x} + b_{p(\mathbf{x})} - \mathbf{a}_{p(\mathbf{x}')}^T \mathbf{x} - b_{p(\mathbf{x}')} \mid \|\mathbf{a}_i\|_1 \leq L\} \\ &= \{\mathbf{a}_{p(\mathbf{x})}^T \mathbf{x} + c_{p(\mathbf{x})} - \mathbf{a}_{p(\mathbf{x}')}^T \mathbf{x} - c_{p(\mathbf{x}')}\} \\ &= \{\|\mathbf{a}_i\|_1 \leq L, c_i = b_i - b_{p(0)} + LR\}. \end{aligned}$$

Note that $|c_i| \leq LR$:

$$-c_i = b_{p(0)} - b_i - LR = \max_k b_k - b_i - LR \geq -LR.$$

For the other side, consider \mathbf{x} such that $h(\mathbf{x}) = \mathbf{a}_i^T \mathbf{x} + b_i$. If no such \mathbf{x} exists, we can discard the i^{th} hyper-plane. Therefore:

$$\begin{aligned} -c_i &= b_{p(0)} - b_i - LR = \max_k b_k - b_i - LR \\ &= h(0) - h(\mathbf{x}) + \mathbf{a}_i^T \mathbf{x} - LR \\ &\leq L\|0 - \mathbf{x}\|_\infty + \|\mathbf{a}_i\|_1 \|\mathbf{x}\|_\infty - LR \leq LR. \end{aligned}$$

Now we are ready to compute the Radamacher complexity:

$$\begin{aligned}
R_m(\mathcal{D}_{P,L}) &= \frac{1}{m} \mathbb{E}_\sigma \sup \sum_{i=1}^m \sigma_i D_h(\mathbf{x}_i, \mathbf{x}'_i) \\
&= \frac{1}{m} \mathbb{E}_\sigma \sup_{\substack{\forall k \|\mathbf{a}_k\|_1 \leq L \\ \forall k \|c_k\|_1 \leq LR}} \sum_{i=1}^m \sigma_i (\mathbf{a}_{p(\mathbf{x}_i)}^T \mathbf{x}_i + c_{p(\mathbf{x}_i)} \\
&\quad - \mathbf{a}_{p(\mathbf{x}'_i)}^T \mathbf{x}_i - c_{p(\mathbf{x}'_i)}) \\
&\leq \frac{2}{m} \mathbb{E}_\sigma \sup_{\substack{\forall k \|\mathbf{a}_k\|_1 \leq L \\ \forall k \|c_k\|_1 \leq LR}} \sum_{i=1}^m \sum_{k=1}^K |\sigma_i (\mathbf{a}_k^T \mathbf{x}_i + c_k)| \\
&= \frac{2K}{m} \mathbb{E}_\sigma \sup_{\substack{\|\mathbf{a}_1\|_1 \leq L \\ \|c_1\|_1 \leq LR}} \sum_{i=1}^m \left| \sigma_i \begin{bmatrix} c_1/R \\ \mathbf{a}_1 \end{bmatrix}^T \begin{bmatrix} R \\ \mathbf{x}_i \end{bmatrix} \right|.
\end{aligned}$$

The last expression is $2K$ times the complexity of a Lipschitz linear function which is computed in [29], Sec. 26.2. Therefore:

$$\begin{aligned}
R_m(\mathcal{D}_{P,L}) &\leq 2K \left\| \begin{bmatrix} c_1/R \\ \mathbf{a}_1 \end{bmatrix} \right\|_1 \\
&\quad \times \sup_i \left\| \begin{bmatrix} R \\ \mathbf{x}_i \end{bmatrix} \right\|_\infty \sqrt{(2 \ln(2d+2))/m} \\
&\leq 2K \times 2L \times R \times \sqrt{(2 \ln(2d+2))/m}.
\end{aligned}$$

A4 PAC bounds for piecewise Bregman divergence metric learning

In this section we use the Rademacher complexity bounds derived in section A3 along with approximation guarantees of section A2 to provide standard generalization bounds for empirical risk minimization under our divergence learning framework.

Proof of Theorem 2

The proof is very similar to that of Radamacher complexity bounds for soft-SVM given in [29]. First from Theorem 26.12 in [29] for a ρ -Lipschitz loss function $L(f, z) \leq M$ with probability of at least $1 - \delta$ we have for all $f \in \mathcal{F}$:

$$\mathbb{E}[L(f, z)] \leq \sum_{t=1}^m L(f, z_t) + 2\rho R_m(\mathcal{F}) + M \sqrt{\frac{2 \ln(2/\delta)}{m}}.$$

Now note that the hinge loss is 1-Lipschitz, bounded by 1. By substituting $\mathcal{F} = \mathcal{D}_{P,L}$, $f = \hat{D}$ and $z_t = (\mathbf{x}_{i_t}, \mathbf{x}_{j_t}, \mathbf{x}_{k_t}, \mathbf{x}_{l_t})$ we get with probability at least $1 - \delta$:

$$\mathbb{E}[L(f, z)] \leq \sum_{t=1}^m L(f, z_t) + 4R_m(\mathcal{D}_{P,L}) + M \sqrt{\frac{2 \ln(2/\delta)}{m}}. \quad (12)$$

Since we are also learning the Lipschitz constant L , for having a generalization bound we should express a uniform result for all L . We use the trick used in [29] for providing the union bound. To proceed for any integer i take $L_i = 2^i$ and take $\delta_i = \delta/(2i^2)$. Using (12) we have for any $L \leq L_i$, with probability at least $1 - \delta_i$

$$\mathbb{E}[L(f, z)] \leq \sum_{t=1}^m L(f, z_t) + 4R_m(\mathcal{D}_{P,L}) + M \sqrt{\frac{2 \ln(2/\delta_i)}{m}}.$$

Applying the union bound and noting $\sum_{i=1}^{\infty} \delta_i \leq \delta$ this holds for all i with probability at least $1 - \delta$. Now take $i = \lceil \log_2 L \rceil \leq \log_2 L + 1$ then $\frac{2}{\delta_i} = \frac{(2i)^2}{\delta} \leq \frac{4 \log_2 L}{\delta}$. Therefore:

$$\mathbb{E}[L(f, z)] \leq \sum_{t=1}^m L(f, z_t) + 4R_m(\mathcal{D}_{P,L}) + M \sqrt{\frac{4 \ln(4 \log_2 L) + \ln(1/\delta)}{m}},$$

with probability at least $1 - \delta$.

A5 Regression Setting

Next we consider the regression scenario, and discuss generalization bounds. Here we are interested in the expected squared loss between the Bregman divergence obtained from the minimizer of the regression loss (13) and the true divergence value, on unseen (test) data.

Suppose the function ℓ_t consists of a pair of points from X , say \mathbf{x}_{i_t} and \mathbf{x}_{j_t} , and the y_t value is a noisy version of the the target (ground truth) Bregman divergence between \mathbf{x}_{i_t} and \mathbf{x}_{j_t} . A standard least squares loss function (with no regularization) would seek to solve

$$\min_{\phi \in \mathcal{F}} \sum_{t=1}^m (D_{\phi}(\mathbf{x}_{i_t}, \mathbf{x}_{j_t}) - y_t)^2.$$

Suppose we observe the data $S_m = \{(\mathbf{x}_{i_t}, \mathbf{x}_{j_t}, y_t) | t \in [m]\}$, where $\mathbf{x} \in \mathbb{R}^d$ and $y \in \mathbb{R}$. We will model the response random variable y as a Bregman divergence $D_h(\mathbf{x}_i, \mathbf{x}_j)$ with $h \in \mathcal{F}_{P,L}$. Let $h_m : \mathbb{R}^d \rightarrow \mathbb{R}$ be the empirical risk minimizer of

$$\min_{h \in \mathcal{F}_{P,L}} \frac{1}{m} \sum_{t=1}^m (D_h(\mathbf{x}_{i_t}, \mathbf{x}_{j_t}) - y_t)^2. \quad (13)$$

We know from (4) in the main paper that $D_h(\mathbf{x}_i, \mathbf{x}_j) = b_i - b_j - \mathbf{a}_j^T (\mathbf{x}_i - \mathbf{x}_j)$, subject to the constraints given in Lemma 1 of the main paper. Therefore (13) can be solved as a quadratic program.

For the following generalization error bounds, we require that the training data be drawn iid. Note that while there are known methods to relax these assumptions, as shown for Mahalanobis metric learning in Bellet and Habrard [5], we assume here for simplicity that data is drawn iid³ from $\mathcal{X} \times \mathcal{X} \times \mathcal{Y}$ (and analogously for the relative distance case) with distribution μ . Each instance, $t \in [m]$, is a triple, $(\mathbf{x}_{i_t}, \mathbf{x}_{j_t}, y_t)$ drawn iid from μ .

We have the following result:

Theorem 3. Consider $S_m = \{(\mathbf{x}_{i_t}, \mathbf{x}_{j_t}, y_t), t \in [m]\} \sim \mu^m$. Let $\|\cdot\|_{\mu}^2 = \mathbb{E}[\|\cdot\|^2]$ and assume,

A₁: $\|\mathbf{x}\|_{\infty} \leq R$ and $\sup |y_t - \mathbb{E}[y_t | \mathbf{x}_{i_t}, \mathbf{x}_{j_t}]| \leq \sigma$, i.e. both the input and noise are bounded.

A₂: $E[y_i | \mathbf{x}_{i_t}, \mathbf{x}_{j_t}] = D_{\phi}(\mathbf{x}_{i_t}, \mathbf{x}_{j_t})$, for a L -Lipschitz β -smooth function ϕ .

The generalization error of the empirical risk minimizer D_{h_m} of the regression loss on S_m ,

$$\|D_{h_m} - y_t\|_{\mu}^2 \leq \|D_{h_m} - y_t\|_{S_m}^2 + 16MKLR \sqrt{\frac{2 \ln(2d+2)}{m}} + M^2 \sqrt{\frac{\ln(1/\delta)}{2m}},$$

with probability at least $1 - \delta$. Furthermore, D_{h_m} converges to the ground truth Bregman divergence D_{ϕ} and the approximation error is bounded by

$$\|D_{h_m} - D_{\phi}\|_{\mu}^2 \leq 36^2 \beta^2 R^4 K^{-\frac{2}{d}} + 16MKLR \sqrt{\frac{2 \ln(2d+2)}{m}} + M^2 \sqrt{\frac{2 \ln(2/\delta)}{m}},$$

where $M = 4LR + \sigma$. By choosing $K = \lceil m^{\frac{d}{4+2d}} \rceil$ we get: $\|D_{h_m} - D_{\phi}\|_{\mu}^2 = \mathcal{O}_p(m^{-\frac{1}{4+2d}})$.

³In many cases this is justified. For instance, in estimating quality scores for items, one often has data corresponding to item-item comparisons [28]; for each item, the learner also observes contextual information. The feedback, y_t depends only on the pair $(\mathbf{x}_{i_t}, \mathbf{x}_{j_t})$, and as such is independent of other comparisons.

Consider $S_m \sim \mu^m$ be a set of m i.i.d data points. If $|f(\mathbf{x}) - y| \leq M$ for all $f \in \mathcal{F}$, \mathbf{x} and y , by a standard Rademacher generalization result:

$$\|f(\mathbf{x}) - y\|_\mu^2 \leq \|f(\mathbf{x}) - y\|_{S_m}^2 + 2MR_m(\mathcal{F}) + M^2 \sqrt{\frac{\ln 1/\delta}{2m}},$$

with probability greater than $1 - \delta$. By substituting $f = D_{h_m}$, and $\mathcal{F} = \mathcal{D}_{P,L}$ in the above we immediately get the first line of the proposition.

Further for the empirical risk minimizer f_m we have that for all $\hat{f} \in \mathcal{F}$ that doesn't depend on the training data S_m :

$$\|f_m(\mathbf{x}) - f_*(\mathbf{x})\|_\mu^2 \leq \|\hat{f}(\mathbf{x}) - f_*(\mathbf{x})\|_\mu^2 + 2MR_m(\mathcal{F}) + 2M^2 \sqrt{(\ln 2/\delta)/(2m)}, \quad (14)$$

where f_* is $\mathbb{E}[y|\mathbf{x}]$. This comes from the fact that during training f_m was chosen and not \hat{f} . By substituting $f_m = D_{h_m}$, $f_* = D_\phi$, $\hat{f} = D_h = \arg \inf_{h \in \mathcal{F}_{P,L}} \|D_\phi - D_h\|_\infty$ and $\mathcal{F} = \mathcal{D}_{P,L}$ in (14) we have:

$$\begin{aligned} \|D_{h_m} - D_\phi\|_\mu^2 &\leq \|D_h - D_\phi\|_\mu^2 + 2MR_m(\mathcal{D}_{P,L}) + 2M^2 \sqrt{(\ln 2/\delta)/(2m)} \\ &\leq \|D_h - D_\phi\|_\infty^2 + 2MR_m(\mathcal{D}_{P,L}) + 2M^2 \sqrt{\frac{\ln 2/\delta}{2m}} \\ &\stackrel{Thm1}{\leq} (36R^2 \beta K^{-\frac{1}{d}})^2 + 8MKLR \sqrt{\frac{2 \ln(2d+2)}{m}} + 2M^2 \sqrt{\frac{\ln 2/\delta}{2m}}. \end{aligned}$$

Now by substituting $M = 4LR + \sigma$ and $R_m(\mathcal{D}_{P,L})$ from the value given by Lemma 2 we get the proposition. The only thing left to prove is to show $\forall h \in \mathcal{F}_{P,L}$ and $\forall (\mathbf{x}, \mathbf{x}', y)$; the error is bounded, i.e. $|y - D_h(\mathbf{x}, \mathbf{x}')| \leq M = 4LR + \sigma$:

$$\begin{aligned} |y - D_h| &\leq |D_h - \mathbb{E}[y|\mathbf{x}, \mathbf{x}']| + |y - \mathbb{E}[y|\mathbf{x}, \mathbf{x}']| \\ &\leq |D_h - D_\phi| + \sigma \\ &\leq \max\{|D_h|, |D_\phi|\} + \sigma \\ &= |\phi(\mathbf{x}) - \phi(\mathbf{x}') - \nabla\phi(\mathbf{x}')^T(\mathbf{x} - \mathbf{x}')| + \sigma \\ &\leq 2\|\nabla\phi(\mathbf{x}')\|_1 \|\mathbf{x} - \mathbf{x}'\|_\infty + \sigma = 4LR + \sigma. \end{aligned}$$

A6 Farthest-point clustering and $K < n$

The algorithm given in the paper assumes that the number of hyperplanes K is equal to n ; this is mainly for simplicity of presentation. In practice we often want to have $K < n$. Here we discuss details of this approach, which we utilize in our experiments.

We apply a farthest-point clustering to the data first into K clusters, and then fix the assignments of points to hyperplanes using this clustering. With this assignment in place, we can then apply a minor modification to the PBDL algorithm to approximate the Bregman divergence. Farthest-point clustering is a simple greedy algorithm for a K-center problem, where the objective is to divide the space into K partitions such that the farthest distance between a data point and its closest partition center μ_i is minimized. This problem can be formulated as: given a set of n points x_1, \dots, x_n a distance metric $\|\cdot\|$ and a predefined partition size K , find a partition of data C_1, \dots, C_k and partition centers μ_1, \dots, μ_K to minimize the maximum radius of the clusters:

$$\max_i \max_{x \in C_i} \|x - \mu_i\|.$$

The farthest point clustering introduced in [13] initially picks a random point x_{0_0} as the center of the first cluster and adds it to the center set C . Then for iterations $t = 2$ to k does the following: at iteration t , computes the distance of all points from the center set $d(\mathbf{x}, C) = \min_{\mu \in C} \|\mathbf{x} - \mu\|$. Add the point that has the largest distance from the center set (say \mathbf{x}_{t_0}) to the center set. Report $\mathbf{x}_{0_0}, \dots, \mathbf{x}_{K_0}$ as the partition centers and assign each data point to its closest center.

Authors of [13] proved that farthest-point clustering is a 2-approximation algorithm (i.e. , it computes a partition with maximum radius at most twice the optimum) for any metric. Therefore there is a relation between the partition found by farthest-point clustering and covering set. Assume a set $\{\mathbf{x}_1, \dots, \mathbf{x}_n\} \subset \Omega$ has a ϵ -cover of size K over a metric $\|\cdot\|$. The partition found by farthest point clustering of size K is a 2ϵ -cover for $\{\mathbf{x}_1, \dots, \mathbf{x}_n\}$.

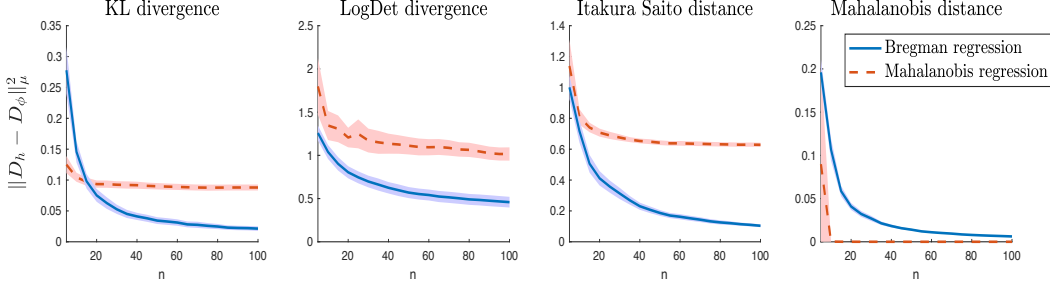


Figure 4: Regression with data from various Bregman divergences using PBDL and linear metric learning.

A7 Parameterizing Bregman divergences by piecewise linear functions

We parameterize the Bregman divergence using max-affine functions $h(\mathbf{x}) = \max_{k=1, \dots, K} \mathbf{a}_k^T \mathbf{x} + b_k$. Using Lemma 1 from our paper with a predefined partition of the training data points $\mathbf{x}_1, \dots, \mathbf{x}_n$ to $\mathcal{C} = \{C_1, \dots, C_K\}$ and defining the mapping $p_i \doteq k$ given $x_i \in C_k$, we can write any pairwise divergence on training set as

$$\begin{aligned} D_h(\mathbf{x}_i, \mathbf{x}_j) &= h(\mathbf{x}_i) - h(\mathbf{x}_j) - \nabla h(\mathbf{x}_j)^T (\mathbf{x}_i - \mathbf{x}_j) \\ &= (\mathbf{a}_{p_i}^T \mathbf{x}_i + b_{p_i}) - (\mathbf{a}_{p_j}^T \mathbf{x}_j + b_{p_j}) - \mathbf{a}_{p_j}^T (\mathbf{x}_i - \mathbf{x}_j) \\ &= b_{p_i} - b_{p_j} + (a_{p_i} - a_{p_j})^T \mathbf{x}_i, \end{aligned}$$

which is linear in terms of the parameters $a_k, b_k, k = 1, \dots, K$. Therefore if the loss function

$$\mathcal{L}(\phi) = \sum_{i=1}^m c_i (D_\phi, X, y) + \lambda r(\phi),$$

is a convex function of pairwise divergences, it will be a convex loss in terms of parameters. Furthermore one needs to satisfy the constraints given by Lemma 1 in our paper to make sure $h(x)$ remains convex, i.e:

$$b_{p_j} + \mathbf{a}_{p_j}^T \mathbf{x}_j \geq b_k + \mathbf{a}_k^T \mathbf{x}_j, \quad j = 1, \dots, n, \quad k = 1 \dots, K,$$

which are linear inequality constraints. Therefore one can minimize the loss $\mathcal{L}(\phi)$ as a convex optimization problem.

A8 Additional Experimental Results

Bregman divergence regression on synthetic data

In this section, we experiment with regression tasks on synthetic data. In particular, we show that if data arises from a particular Bregman divergence, our method can discover the underlying divergence whereas Mahalanobis metric learning methods cannot.

Data: We generate 100 synthetic data points in three ways: i) discrete probability distributions $\{(p_1, p_2) \mid p_1 + p_2 = 1, p_1, p_2 \geq 0\}$ sampled from a Dirichlet probability distribution $Dir([1]_{1 \times 2})$, with a target value y computed as the *KL* divergence between pairs of distributions; ii) symmetric 2-2 matrices sampled from a Wishart distribution $W_2([1]_{1 \times 2}, 10)$ with target value y computed as the *LogDet* divergence between pairs; iii) data points are sampled uniformly from a unit-ball $\mathcal{B}([0.6]_{1 \times 2}, 1)$ with target value y computed as the *Itakura-Saito* distance between pairs; iv) data points are sampled uniformly from a unit-ball $\mathcal{B}([0.6]_{1 \times 2}, 1)$ with target value y computed as the *Mahalanobis* distance between pairs. In each case we add Gaussian noise with stdev 0.05 to the ground truth divergences. For training, we provide all pairs of an increasing set of points ($\{(\mathbf{x}_i, \mathbf{x}_j), y_{i,j}\}$ for (i, j) in the power set of $\{\mathbf{x}_1, \dots, \mathbf{x}_m\}$) and the target values y_i as noisy Bregman divergence of those pairs. For testing, we generate 1000 data points from the same distribution and use noiseless Bregman divergences as targets. Results are averaged over 50 runs.

Details and observations: For Bregman regression, we choose the Lipschitz constraint of PBDL for regression to be ∞ since the result was not sensitive to the choice of L . For *Mahalanobis regression*

Table 2: Learning Bregman divergences (PBDL) compared to existing linear and non-linear metric learning approaches on standard UCI benchmarks. PBDL performs first or second among these benchmarks in 22 of 30 comparisons, outperforming all of the other methods. Note that the top two results for each setting are indicated in bold.

Data-set	Algorithm	Clustering		Ranking		KNN ACC
		Rand-Ind %	Purity %	AUC %	Ave-P %	
Iris	PBDL	94.5 ± 0.8	95.6 ± 0.7	96.5 ± 0.4	93.5 ± 0.7	95.3 ± 0.7
	ITML [11]	96.4 ± 0.8	97.0 ± 0.7	97.5 ± 0.3	95.3 ± 0.5	97.4 ± 0.6
	LMNN [30]	90.0 ± 1.3	91.0 ± 1.3	94.3 ± 0.6	89.9 ± 0.8	96.1 ± 0.6
	GB-LMNN [21]	88.7 ± 1.5	89.9 ± 1.5	94.0 ± 0.6	89.7 ± 0.8	95.6 ± 0.6
	GMML [33]	93.8 ± 0.9	94.5 ± 0.9	95.7 ± 0.4	92.0 ± 0.6	96.6 ± 0.5
	Kernel NCA [12]	89.9 ± 1.3	90.3 ± 1.1	93.4 ± 0.6	88.3 ± 0.9	91.8 ± 1.4
Ionosphere	PBDL	65.2 ± 1.9	77.2 ± 1.9	65.8 ± 0.8	71.1 ± 0.8	81.4 ± 1.0
	ITML	72.2 ± 1.5	83.3 ± 1.2	71.5 ± 0.7	74.6 ± 0.6	85.0 ± 1.0
	LMNN	58.3 ± 1.2	70.8 ± 1.2	62.2 ± 1.3	69.8 ± 0.9	87.1 ± 0.8
	GB-LMNN	58.5 ± 0.9	70.9 ± 1.0	64.4 ± 1.3	71.2 ± 1.0	88.3 ± 0.9
	GMML	61.7 ± 1.8	73.9 ± 1.7	66.3 ± 0.8	71.3 ± 0.6	82.3 ± 1.0
	Kernel NCA	65.4 ± 1.7	77.7 ± 1.5	68.8 ± 1.1	72.0 ± 0.9	84.3 ± 1.0
Balance Scale	PBDL	84.4 ± 0.7	87.8 ± 0.5	86.0 ± 0.4	82.9 ± 0.5	91.4 ± 0.4
	ITML	68.9 ± 0.9	77.5 ± 0.7	80.1 ± 0.7	74.3 ± 0.8	90.0 ± 0.6
	LMNN	69.5 ± 1.8	77.0 ± 1.7	75.9 ± 1.3	70.0 ± 1.2	87.4 ± 0.5
	GB-LMNN	71.4 ± 1.5	79.7 ± 1.4	78.1 ± 1.1	72.2 ± 1.0	87.8 ± 0.6
	GMML	72.9 ± 0.8	80.2 ± 0.8	79.0 ± 0.4	72.8 ± 0.5	87.2 ± 0.6
	Kernel NCA	65.3 ± 1.5	73.0 ± 1.6	68.7 ± 1.8	63.7 ± 1.9	79.9 ± 1.7
Wine	PBDL	83.7 ± 2.9	85.0 ± 3.2	91.0 ± 0.9	86.7 ± 1.2	94.3 ± 0.9
	ITML	82.8 ± 2.6	82.5 ± 3.1	89.1 ± 1.1	84.6 ± 1.4	93.8 ± 1.0
	LMNN	70.0 ± 0.8	68.8 ± 1.2	82.4 ± 0.8	76.2 ± 1.1	91.7 ± 0.8
	GB-LMNN	70.6 ± 0.9	69.3 ± 1.4	83.7 ± 0.1	78.5 ± 1.3	93.8 ± 0.8
	GMML	83.2 ± 2.9	81.0 ± 3.2	91.0 ± 0.7	88.5 ± 0.7	96.5 ± 0.8
	Kernel NCA	70.4 ± 1.3	71.3 ± 1.4	75.1 ± 0.9	67.7 ± 1.1	67.5 ± 1.2
Transfusion	PBDL	57.9 ± 1.2	75.9 ± 0.7	54.9 ± 0.4	68.2 ± 0.6	75.7 ± 0.7_s
	ITML	60.2 ± 1.0	75.8 ± 0.7	54.2 ± 0.4	66.4 ± 0.7	74.5 ± 0.6
	LMNN	59.4 ± 1.3	76.3 ± 0.6	54.0 ± 0.5	67.1 ± 0.7	75.0 ± 0.7
	GB-LMNN	58.9 ± 1.2	76.3 ± 0.6	54.8 ± 0.6	67.2 ± 0.7	74.1 ± 0.7
	GMML	59.3 ± 1.3	76.6 ± 0.7	54.0 ± 0.5	67.5 ± 0.7	76.1 ± 0.6
	Kernel NCA	63.7 ± 0.7	76.2 ± 0.7	52.2 ± 0.8	65.7 ± 0.8	74.7 ± 0.8
Figure 1 data	PBDL	98.2 ± 0.3	98.6 ± 0.2	97.3 ± 0.3	95.6 ± 0.5	99.1 ± 0.2
	ITML	76.2 ± 1.6	74.9 ± 2.5	90.5 ± 0.5	83.7 ± 0.5	99.0 ± 0.2
	LMNN	73.4 ± 1.7	69.3 ± 2.6	90.4 ± 0.7	83.2 ± 0.7	98.8 ± 0.2
	GB-LMNN	73.3 ± .5	71.3 ± 2.6	90.5 ± 0.8	83.4 ± 1.0	99.2 ± 0.2
	GMML	73.9 ± 1.8	70.8 ± 2.8	91.4 ± 0.2	84.2 ± 0.3	98.9 ± 0.2
	Kernel NCA	76.5 ± 2.4	73.9 ± 3.7	90.4 ± 0.6	83.9 ± 0.6	98.0 ± 0.5

we do gradient descent for optimizing the least-square fit of a general Mahalanobis metric with the observed data which is done until convergence (as the problem is convex). We see from Figure 2 that Mahalanobis metric learning is not flexible enough to model the data coming from the first three divergences, whereas the proposed divergence learning framework *PBDL* is shown to drastically improve the fit and seems to be a consistent estimator as motivated earlier in Theorem 3.

Nearest neighbor classification and additional data sets

We also present results on nearest neighbor classification and more data sets. Table 2 gives some additional performance numbers; in particular, we have added two new data sets and shown results of k-nearest neighbor classification.

References

- [1] Anthony, M. and Bartlett, P. L. (2009). *Neural network learning: Theoretical foundations*. Cambridge university press.
- [2] Balázs, G. (2016). *Convex Regression: Theory, Practice, and Applications*. PhD thesis, University of Alberta.
- [3] Balázs, G., György, A., and Szepesvári, C. (2015). Near-optimal max-affine estimators for convex regression. In *AISTATS*.
- [4] Banerjee, A., Merugu, S., Dhillon, I. S., and Ghosh, J. (2005). Clustering with bregman divergences. *Journal of machine learning research*, 6(Oct):1705–1749.
- [5] Bellet, A. and Habrard, A. (2015). Robustness and generalization for metric learning. *Neurocomputing*, 151:259–267.
- [6] Bellet, A., Habrard, A., and Sebban, M. (2015). Metric learning. *Synthesis Lectures on Artificial Intelligence and Machine Learning*, 9(1):1–151.
- [7] Boyd, S. and Vandenberghe, L. (2004). *Convex optimization*. Cambridge university press.
- [8] Bregman, L. M. (1967). The relaxation method of finding the common points of convex sets and its application to the solution of problems in convex programming. *USSR Computational Mathematics and Mathematical Physics*, 7(3):200–217.
- [9] Cao, Q., Guo, Z.-C., and Ying, Y. (2016). Generalization bounds for metric and similarity learning. *Machine Learning*, 102(1):115–132.
- [10] Cilingir, K., Manzelli, R., and Kulis, B. (2020). Deep divergence learning. In *Proceedings of the International Conference on Machine Learning (ICML)*.
- [11] Davis, J. V., Kulis, B., Jain, P., Sra, S., and Dhillon, I. S. (2007). Information-theoretic metric learning. In *Proceedings of the International Conference on Machine Learning (ICML)*, pages 209–216. ACM.
- [12] Goldberger, J., Hinton, G. E., Roweis, S. T., and Salakhutdinov, R. R. (2005). Neighbourhood components analysis. In *Advances in neural information processing systems*, pages 513–520.
- [13] Gonzalez, T. F. (1985). Clustering to minimize the maximum intercluster distance. *Theoretical Computer Science*, 38:293–306.
- [14] Gothoskar, G., Doholi, A., and Doholi, S. (2002). Piecewise-linear modeling of analog circuits based on model extraction from trained neural networks. In *Proceedings of the 2002 IEEE International Workshop on Behavioral Modeling and Simulation, 2002. BMAS 2002.*, pages 41–46. IEEE.
- [15] Gurobi Optimization, L. (2018). Gurobi optimizer reference manual.
- [16] Hannah, L. A. and Dunson, D. B. (2012). Ensemble methods for convex regression with applications to geometric programming based circuit design. In *Proceedings of the International Conference on Machine Learning (ICML)*, pages 147–154.
- [17] Hannah, L. A. and Dunson, D. B. (2013). Multivariate convex regression with adaptive partitioning. *The Journal of Machine Learning Research*, 14(1):3261–3294.
- [18] Hoffer, E. and Ailon, N. (2015). Deep metric learning using triplet network. In *International Workshop on Similarity-Based Pattern Recognition*, pages 84–92. Springer.
- [19] Hölder, O. (1889). Ueber einen mittelwerthabsatz. *Nachrichten von der Königl. Gesellschaft der Wissenschaften und der Georg-Augusts-Universität zu Göttingen*, 1889:38–47.
- [20] Julián, P., Jordán, M., and Desages, A. (1998). Canonical piecewise-linear approximation of smooth functions. *IEEE Transactions on Circuits and Systems I: Fundamental Theory and Applications*, 45(5):567–571.

- [21] Kedem, D., Tyree, S., Sha, F., Lanckriet, G. R., and Weinberger, K. Q. (2012). Non-linear metric learning. In *Advances in neural information processing systems*, pages 2573–2581.
- [22] Kulis, B. (2013). Metric learning: A survey. *Foundations and Trends® in Machine Learning*, 5(4):287–364.
- [23] Liu, T.-Y. et al. (2009). Learning to rank for information retrieval. *Foundations and Trends® in Information Retrieval*, 3(3):225–331.
- [24] Magnani, A. and Boyd, S. P. (2009). Convex piecewise-linear fitting. *Optimization and Engineering*, 10(1):1–17.
- [25] Mangasarian, O. L., Rosen, J. B., and Thompson, M. (2005). Global minimization via piecewise-linear underestimation. *Journal of Global Optimization*, 32(1):1–9.
- [26] McFee, B. and Lanckriet, G. R. (2010). Metric learning to rank. In *Proceedings of the International Conference on Machine Learning (ICML)*, pages 775–782.
- [27] Schultz, M. and Joachims, T. (2004). Learning a distance metric from relative comparisons. In *Advances in neural information processing systems*, pages 41–48.
- [28] Shah, N. B., Balakrishnan, S., Bradley, J., Parekh, A., Ramch, K., ran, and Wainwright, M. J. (2016). Estimation from pairwise comparisons: Sharp minimax bounds with topology dependence. *Journal of Machine Learning Research*, 17(58):1–47.
- [29] Shalev-Shwartz, S. and Ben-David, S. (2014). *Understanding machine learning: From theory to algorithms*. Cambridge university press.
- [30] Weinberger, K. Q. and Saul, L. K. (2009). Distance metric learning for large margin nearest neighbor classification. *Journal of Machine Learning Research*, 10(Feb):207–244.
- [31] Wu, L., Jin, R., Hoi, S. C., Zhu, J., and Yu, N. (2009). Learning bregman distance functions and its application for semi-supervised clustering. In *Advances in neural information processing systems*, pages 2089–2097.
- [32] Yi, D., Lei, Z., Liao, S., and Li, S. Z. (2014). Deep metric learning for person re-identification. In *International Conference on Pattern Recognition*, pages 34–39. IEEE.
- [33] Zadeh, P., Hosseini, R., and Sra, S. (2016). Geometric mean metric learning. In *Proceedings of the International Conference on Machine Learning (ICML)*, pages 2464–2471.