

The bias of the sample mean in multi-armed bandits can be positive or negative

Jaehyeok Shin, Aaditya Ramdas and Alessandro Rinaldo
Department of Statistics and Data Science
Carnegie Mellon University
{shinjaehyeok, aramdass, arinaldo}@cmu.edu

April 18, 2022

Abstract

It is well known that in stochastic multi-armed bandits (MAB), the sample mean of an arm is typically not an unbiased estimator of its true mean. In this paper, we decouple three different sources of this selection bias: adaptive *sampling* of arms, adaptive *stopping* of the experiment, and adaptively *choosing* which arm to study. Through a new notion called “optimism” that captures certain natural monotonic behaviors of algorithms, we provide a clean and unified analysis of how optimistic rules affect the sign of the bias. The main takeaway message is that optimistic sampling induces a negative bias, but optimistic stopping and optimistic choosing both induce a positive bias. These results are derived in a general stochastic MAB setup that is entirely agnostic to the final aim of the experiment (regret minimization or best-arm identification or anything else). We provide examples of optimistic rules of each type, demonstrate that simulations confirm our theoretical predictions, and pose some natural but hard open problems.

1 Introduction

Mean estimation is one of the most fundamental problems in statistics. In the classic nonadaptive setting, we observe a fixed number of samples drawn i.i.d. from a fixed distribution with an unknown mean μ . In this case, we know that the sample mean is an unbiased estimator of μ .

However, in many cases the data are collected and analyzed in an adaptive manner, a prototypical example being the stochastic multi-armed bandits (MAB) framework. During the data collection stage, in each round an analyst can draw a sample from one among a finite set of available distributions (arms) based on the previously observed data (*adaptive sampling*). The data collecting procedure can also be terminated based on a data-driven stopping rule rather than at a fixed time (*adaptive stopping*). Further, the analyst can choose a specific target arm based on the collected data (*adaptive choosing*), for example choosing to focus on the arm with the largest empirical mean at the stopping time. In this setting, the sample mean is no longer unbiased, due to the selection bias introduced by all three kinds of adaptivity. In this paper, we provide a comprehensive understanding of the sign of the bias, decoupling the effects of these three sources of adaptivity.

In a general and unified MAB framework, we first define natural notions of monotonicity (a special case of which we call “optimism”) of sampling, stopping and choosing rules. Under no assumptions on the distributions beyond assuming that their means exist, we show that optimistic sampling provably results in a negative bias, but optimistic stopping and optimistic choosing both provably result in a positive bias. Thus, the net bias can be positive or negative in general. This message is in contrast to a recent thought-provoking work by Nie et al. [2018] titled “*Why adaptively collected data has a negative bias...*” that is unfortunately

misleading for practitioners, since it only analyzed the bias of adaptive sampling for a fixed arm at a fixed time.

Related work and our contributions. Adaptive mean estimation, in each of the three senses described above, has received much attention in both recent and older literature. Below, we discuss how our work relates to past work, proceeding one notion at a time in approximate historical order.

We begin by noting that a single-armed bandit is simply a random walk, where adaptive stopping has been extensively studied. The book by Gut [2009] on stopped random walks is an excellent reference, summarizing almost 60 years of advances in sequential analysis. Most of these extensive results on random walks have not been extended to the MAB setting, which naturally involves adaptive sampling and choosing. Of particular relevance is the paper by Starr and Woodroffe [1968] on sign of the bias under adaptive stopping, whose work is subsumed by ours in two ways: we not only extend their insights to the MAB setting, but even for the one-armed setting, our results generalize theirs.

Characterizing the sign of the bias of the sample mean under adaptive sampling has been a recent topic of interest due to a surge in practical applications. While estimating MAB ad revenues, Xu et al. [2013] gave an informal argument of why the sample mean is *negatively* biased for “optimistic” algorithms. Later, Villar et al. [2015] encountered this negative bias in a simulation study motivated by using MAB for clinical trials. Most recently, Bowden and Trippa [2017] derived an exact formula for the bias and Nie et al. [2018] formally provided conditions under which the bias is negative. Our results on “optimistic” sampling inducing a negative bias generalize the corresponding results in these past works.

Most importantly, however, these past results hold only at a predetermined time and for a fixed arm. Here, we put forth a complementary viewpoint that “optimistic” stopping and choosing induces a *positive* bias. Indeed, an appropriate and crisp definition of “monotonicity” and “optimism” (Definition 1), that enables a clean and general analysis, is one of our central conceptual contributions.

Our main theoretical result, Theorem 7, allows the determination of the sign of bias in several interesting settings. Importantly, the bias may be of any sign when optimistic sampling, stopping and choosing are all employed together. We demonstrate the practical validity of our theory using some that yield interesting insights in their own right.

The rest of this paper is organized as follows. In Section 2, we briefly formalize the three notions of adaptivity by introducing a stochastic MAB framework. Section 3 derives results on when the bias can be positive or negative. In Section 4, we demonstrate the correctness of our theoretical predictions by simulations under a variety of practical situations. We end with a brief summary in Section 5, and for reasons of space, we defer all proofs to the Appendix.

2 The stochastic MAB framework

Let P_1, \dots, P_K be K distributions of interest (also called arms) with finite means $\mu_k = \mathbb{E}_{Y \sim P_k}[Y]$. Every inequality and equality between two random variables is understood in the almost sure sense.

2.1 Formalizing the three notions of adaptivity

The following general problem setup is critical in the rest of the paper:

- Let W_{-1} denote all external sources of randomness that are independent of everything else. Draw an initial random seed $W_0 \sim U[0, 1]$, and set $t = 1$.

- At time t , for all $k \in [K]$, prescribe the probability $\nu_t(k \mid \mathcal{D}_{t-1}) \in [0, 1]$ of selecting the k -th arm based on the observed data (and possibly external randomness), where

$$\mathcal{D}_{t-1} := \{A_1, Y_1, \dots, A_{t-1}, Y_{t-1}\}.$$

Different choices for ν_t capture commonly used sampling methods including completely random allocation, ϵ -greedy, upper confidence bound algorithms and Thompson sampling.

- If $W_{t-1} \in \left(\sum_{j=1}^{k-1} \nu_t(j \mid \mathcal{D}_{t-1}), \sum_{j=1}^k \nu_t(j \mid \mathcal{D}_{t-1}) \right)$ for some $k \in [K]$, then set $A_t = k$, and let Y_t be a fresh independent draw from distribution P_k . This yields a natural filtration $\{\mathcal{F}_t\}_{t \geq 0}$ which is defined, starting with $\mathcal{F}_0 = \sigma(W_{-1}, W_0)$, as

$$\mathcal{F}_t := \sigma(W_{-1}, W_0, Y_1, W_1, \dots, W_{t-1}, Y_t), \quad \forall t \geq 1.$$

Then, $\{Y_t\}$ is adapted to $\{\mathcal{F}_t\}$, and $\{A_t\}, \{\nu_t\}$ are predictable with respect to $\{\mathcal{F}_t\}$.

- For each $k \in [K]$ and $t \geq 1$, define the running sum and number of draws for arm k as $S_k(t) := \sum_{s=1}^t \mathbb{1}(A_s = k) Y_s$, $N_k(t) := \sum_{s=1}^t \mathbb{1}(A_s = k)$. Assuming that arm k is sampled at least once, we define the sample mean for arm k as

$$\hat{\mu}_k(t) := \frac{S_k(t)}{N_k(t)}.$$

Then, $\{S_t\}, \{\hat{\mu}_k(t)\}$ are adapted to $\{\mathcal{F}_t\}$ and $\{N_k(t)\}$ is predictable with respect to $\{\mathcal{F}_t\}$.

- Let \mathcal{T} be a stopping time with respect to $\{\mathcal{F}_t\}$. If \mathcal{T} is nonadaptively chosen, it is denoted T . If $t < \mathcal{T}$, draw a random seed $W_t \sim U[0, 1]$ for the next round, and increment t . Else return the collected data $\mathcal{D}_{\mathcal{T}} = \{A_1, Y_1, \dots, A_{\mathcal{T}}, Y_{\mathcal{T}}\} \in \mathcal{F}_{\mathcal{T}}$.
- After stopping, choose a data-dependent arm based on a possibly randomized rule $\kappa : \mathcal{D}_{\mathcal{T}} \cup \{W_{-1}\} \mapsto [K]$, but we denote the index $\kappa(\mathcal{D}_{\mathcal{T}} \cup \{W_{-1}\})$ as just κ for short, so that the target of estimation is μ_κ . Note that $\kappa \in \mathcal{F}_{\mathcal{T}}$, but when κ is nonadaptively chosen (is independent of $\mathcal{F}_{\mathcal{T}}$), we called it a fixed arm and denote it as k .

The phrase ‘‘fully adaptive setting’’ refers to the scenario of running an adaptive sampling algorithm until an adaptive stopping time \mathcal{T} , and asking about the sample mean of an adaptively chosen arm κ . When we are not in the fully adaptive setting, we explicitly mention what aspects are adaptive.

2.2 The tabular perspective on stochastic MABs

It will be useful to imagine the above fully adaptive MAB experiment using a $\mathbb{N} \times K$ table, X_∞^* , whose rows index time and columns index arms. We imagine this entire table to be populated even before the MAB experiments starts, where for every $i \in \mathbb{N}, k \in [K]$, the (i, k) -th entry of the table contains an independent draw from P_k called $X_{i,k}^*$. At each step, our observation Y_t corresponds to the element $X_{N_k(t), A_t}^*$. Finally, we denote $\mathcal{D}_\infty^* = X_\infty^* \cup \{W_{-1}, W_0, \dots, W_t, \dots\}$.

Given the above tabular MAB setup (which is statistically indistinguishable from the setup described in the previous subsection), one may then find deterministic functions $f_{t,k}$ and f_k^* such that

$$N_k(\mathcal{T}) = \sum_{t \geq 1} \underbrace{\mathbb{1}(A_t = k) \mathbb{1}(\mathcal{T} \geq t)}_{\mathcal{F}_{t-1}\text{-measurable}} = \sum_{t \geq 1} f_{t,k}(\mathcal{D}_{t-1}) \equiv f_k^*(\mathcal{D}_\infty^*). \quad (1)$$

Specifically, the function $f_{t,k}(\cdot)$ evaluates to one if and only if we do not stop at time $t - 1$, and pull arm k at time t . Indeed, given \mathcal{D}_∞^* , the stopping time \mathcal{T} is deterministic and so is the number of times $N_k(\mathcal{T})$ that a

fixed arm k is pulled, and this is what f_k^* captures. Along the same lines, the number of draws from a chosen arm κ at stopping time \mathcal{T} can be written in terms of the tabular data as

$$N_\kappa(\mathcal{T}) = \sum_{k=1}^K \mathbb{1}(\kappa = k) N_k(\mathcal{T}) := \sum_{k=1}^K g_k^*(\mathcal{D}_\infty^*) f_k^*(\mathcal{D}_\infty^*). \quad (2)$$

for some deterministic set of functions $\{g_k^*\}$. Indeed, g_k^* evaluates to one if after stopping, we choose arm k , which is a fully deterministic choice given \mathcal{D}_∞^* .

3 The sign of the bias under adaptive sampling, stopping and choosing

3.1 Examples of positive bias due to “optimistic” stopping or choosing

In MAB problems, collecting higher rewards is a common objective of adaptive sampling strategies, and hence they are often designed to sample more frequently from a distribution which has larger sample mean than the others. Nie et al. [2018] proved that the bias of the sample mean for any (fixed) arm and at any (fixed) time is negative when the sampling strategy satisfies two conditions called Exploit and Independence of Irrelevant Options (IIO). However, the emphasis on *fixed* is important: their conditions are not enough to determine the sign of the bias under adaptive stopping or choosing, even in the simple nonadaptive sampling setting. Before formally defining our crucial notions of “optimistic” stopping and choosing in the next subsection, it is instructive to look at some examples.

Example 1. *Suppose we continuously alternate between drawing a sample from each of two Bernoulli distributions with mean parameters $\mu_1, \mu_2 \in (0, 1)$. This sampling strategy is fully deterministic, and thus it satisfies the Exploit and IIO conditions in Nie et al. [2018]. For any fixed time t , the bias equals zero for both sample means. Define a stopping time \mathcal{T} as the first time we observe $+1$ from the first arm. Then the sample size of the first arm, $N_1(\mathcal{T})$, follows a geometric distribution with parameter μ_1 , which implies that the bias of $\hat{\mu}_1(\mathcal{T})$ is*

$$\mathbb{E}[\hat{\mu}_1(\mathcal{T}) - \mu_1] = \mathbb{E}\left[\frac{1}{N_1(\mathcal{T})}\right] - \mu_1 = \frac{\mu_1 \log(1/\mu_1)}{1 - \mu_1} - \mu_1,$$

which is positive for all $\mu_1 \in (0, 1)$.

This example shows that for nonadaptive sampling, adaptive stopping can induce a *positive* bias. In fact, this example is not atypical, but is an instance of a more general phenomenon explored in the one-armed setting in sequential analysis. For example, Siegmund [1978, Ch. 3] contains the following classical result for a Brownian motion $W(t)$ with positive drift $\mu > 0$.

Example 2. *If we define a stopping time as the first time $W(t)$ exceeds a line with slope η and intercept $b > 0$, that is $\mathcal{T}_B := \inf\{t \geq 0 : W(t) \geq \eta t + b\}$, then for any slope $\eta \leq \mu$, we have $\mathbb{E}\left[\frac{W(\mathcal{T}_B)}{\mathcal{T}_B} - \mu\right] = 1/b$. Note that a sum of Gaussians with mean μ behaves like a time-discretization of a Brownian motion with drift μ ; since $\mathbb{E}W(t) = t\mu$, we may interpret $W(\mathcal{T}_B)/\mathcal{T}_B$ as a stopped sample mean, and the last equation implies that its bias is $1/b$, which is positive.*

Generalizing further, Starr and Woodroffe [1968] proved the following remarkable result.

Example 3. *If we stop when the sample mean crosses any predetermined upper boundary, the stopped sample mean is always positive biased (whenever the stopping time is a.s. finite). Explicitly, choosing any arbitrary sequence of real-valued constants $\{c_k\}$, define $\mathcal{T}_c := \inf\{t : \hat{\mu}_1(t) > c_t\}$, then as long as the observations X_i have a finite mean and \mathcal{T}_c is a.s. finite, we have $\mathbb{E}[\hat{\mu}_1(\mathcal{T}_c) - \mu_1] - \mu_1 > 0$.*

Surprisingly, we will generalize the above strong result even further. Additionally, stopping times in the MAB literature can be thought of as extensions of \mathcal{T}_c and \mathcal{T}_B to a setting with multiple arms, and we will prove that indeed the bias induced will still be positive. We end with an example of the positive bias induced by “optimistic” choosing:

Example 4. Given K standard normals $\{Z_i\}$ (to be thought of as one sample from each of K arms), we know that $\mathbb{E}[\max_{k \in [K]} Z_k] \asymp \sqrt{2 \log K}$. Since $\mathbb{E}Z_k = 0$ for all k , but $\mathbb{E}Z_\kappa > 0$ for $\kappa = \operatorname{argmax}_k Z_k$, optimistic choosing induces a positive bias.

In many typical MAB settings, we should expect sample means to have two contradictory sources of bias: negative bias from “optimistic sampling” and positive bias from “optimistic stopping/choosing”.

3.2 Positive or negative bias under monotonic sampling, stopping and choosing

Based on the expression (2), we formally state a characteristic of data collecting strategies which fully determines the sign of the bias as follows.

Definition 1. We say that a data collecting strategy is monotonically increasing/ decreasing if for any $i \in \mathbb{N}$ and $k \in [K]$, the function $\mathcal{D}_\infty^* \mapsto g_k^*(\mathcal{D}_\infty^*)/f_k^*(\mathcal{D}_\infty^*) \equiv \mathbb{1}(\kappa = k)/N_k(\mathcal{T})$, is an increasing/decreasing function of $X_{i,k}^*$ while keeping all other entries in \mathcal{D}_∞^* fixed. As special cases,

- if a data collecting strategy with nonadaptive stopping and choosing is monotonically decreasing, we call it “optimistic sampling”;
- if a data collecting strategy with nonadaptive sampling and choosing is monotonically increasing, we call it “optimistic stopping”;
- if a data collecting strategy with nonadaptive sampling and stopping is monotonically increasing, we call it “optimistic choosing”.

We remark that nonadaptive just means independent of the entries $X_{i,k}^*$, but it is not necessarily deterministic¹. The above definition warrants some discussion to provide intuition.

Roughly speaking, under optimistic stopping, if a sample from the k -th distribution was increased while keeping all other values fixed, the algorithm would reach its termination criterion sooner. For instance, \mathcal{T}_B from Example 2 and the criterion in Example 1 are both optimistic stopping rules. Most importantly, boundary-crossing is optimistic:

Fact 1. The general boundary-crossing stopping rule of Starr and Woodroffe [1968], denoted \mathcal{T}_c in Example 3, is an optimistic stopping rule (and hence optimistic stopping is a weaker condition).

Optimistic stopping rules do not need to be based on the sample mean; for example, if $\{c_t\}$ is an arbitrary sequence, then $\mathcal{T} := \inf\{t \geq 3 : X_t + X_{t-2} \geq c_t\}$ is an optimistic stopping rule. In fact, $\mathcal{T}_\ell := \inf\{t \geq 3 : \ell(X_{1:t}) \geq c_t\}$ is optimistic, as long as ℓ is coordinatewise nondecreasing.

For optimistic choosing (with nonadaptive sampling and stopping), the previously discussed argmax rule (Example 4) is optimistic. More generally, it is easy to verify the following:

Fact 2. For any probabilities $p_1 \geq p_2 \geq \dots \geq p_K$ that sum to one, a rule that chooses the arm with the k -th largest empirical mean with probability p_k , is an optimistic choosing rule.

¹An example of a nonadaptive stopping rule: flip a biased coin at each step to decide whether to stop or not, where the biases could change with time. An example of a nonadaptive sampling rule: with some probability pick a random arm, and with some probability pick the arm that has been sampled most often thus far.

Turning to the intuition for optimistic sampling (with nonadaptive stopping and choosing), if a sample from the k -th distribution was increased while keeping all other values fixed, the algorithm would sample the k -th arm more often. We claim that optimistic sampling is a weaker condition than the Exploit and IIO conditions employed by Nie et al. [2018].

Fact 3. *The “Exploit” and “IIO” conditions in Nie et al. [2018] together imply that the sampling strategy is optimistic (and hence optimistic sampling is a weaker condition). Further, as summarized in Appendix A, ϵ -greedy, UCB and Thompson sampling (Gaussian-Gaussian and Beta-Bernoulli, for instance) are all optimistic sampling methods.*

For completeness, we prove the first part formally in Appendix A.2, which builds heavily on observations already made in the proof of Theorem 1 in Nie et al. [2018]. Beyond the instances mentioned above, Corollary 10 in the supplement captures a sufficient condition for Thompson sampling with one-dimensional exponential families and conjugate priors to be optimistic. We now provide an expression for the bias that holds at any stopping time and for any sampling algorithm.

Proposition 5. *Let \mathcal{T} be a stopping time with respect to the natural filtration $\{\mathcal{F}_t\}_{t \in \mathbb{N}}$. For each fixed $k \in [K]$ such that $0 < \mathbb{E}N_k(\mathcal{T}) < \infty$, the bias of $\hat{\mu}_k(\mathcal{T})$ is given as*

$$\mathbb{E}[\hat{\mu}_k(\mathcal{T}) - \mu_k] = -\frac{\text{Cov}(\hat{\mu}_k(\mathcal{T}), N_k(\mathcal{T}))}{\mathbb{E}[N_k(\mathcal{T})]}. \quad (3)$$

The proof may be found in Appendix B.3. A similar expression was derived in Bowden and Trippa [2017], but only for a fixed time T . In order to extend it to stopping times (that are allowed to be infinite, as long as $\mathbb{E}N_k(\mathcal{T}) < \infty$), we prove a generalization of Wald’s first identity in the MAB setting. Specifically, recalling that $S_k(t) = \hat{\mu}_k(t)N_k(t)$, we show the following:

Lemma 6. *Let \mathcal{T} be a stopping time with respect to the natural filtration $\{\mathcal{F}_t\}_{t \in \mathbb{N}}$. For each fixed $k \in [K]$ such that $\mathbb{E}N_k(\mathcal{T}) < \infty$, we have $\mathbb{E}[S_k(\mathcal{T})] = \mu_k \mathbb{E}[N_k(\mathcal{T})]$.*

This lemma is also proved in Appendix B.3. Proposition 5 provides a simple, and somewhat intuitive, expression of the bias for each arm. It implies that if the covariance of the sample mean of an arm and the number of times it was sampled is positive (negative), then the bias is negative (positive). We now formalize this intuition below. For even adaptively chosen arms, the following theorem shows that if the adaptive sampling, stopping and choosing rules are monotonically increasing (or decreasing), then the sample mean is positively (or negatively) biased.

Theorem 7. *Let \mathcal{T} be a stopping time with respect to the natural filtration $\{\mathcal{F}_t\}_{t \in \mathbb{N}}$ and let $\kappa : \mathcal{D}_{\mathcal{T}} \mapsto [K]$ be a choosing rule. Suppose each arm has finite expectation and, for all k with $\mathbb{P}(\kappa = k) > 0$, we have $\mathbb{E}N_k(\mathcal{T}) < \infty$ and $N_k(\mathcal{T}) \geq 1$. If the data collecting strategy is monotonically decreasing, for example under optimistic sampling, then we have*

$$\mathbb{E}[\hat{\mu}_{\kappa}(\mathcal{T}) - \mu_{\kappa}] \leq 0. \quad (4)$$

Similarly if the data collecting strategy is monotonically increasing, for example under optimistic stopping or choosing, then we have

$$\mathbb{E}[\hat{\mu}_{\kappa}(\mathcal{T}) - \mu_{\kappa}] \geq 0. \quad (5)$$

A proof using martingale arguments can be found in Appendix B.1, which is quite different from the proof of Nie et al. [2018] even in the case of negative bias. The expression (3) intuitively suggests situations when the sample mean estimator $\hat{\mu}_k(\mathcal{T})$ is biased, while the inequalities in (4) and (5) determine the direction of bias under the monotonic or optimistic conditions. Due to Facts 1, 2 and 3, several existing results are

immediately subsumed and generalized by Theorem 7. Further, the following corollary is a particularly interesting special case dealing with lil’UCB by Jamieson et al. [2014], which uses adaptive sampling, stopping and choosing, as summarized in Section 4.3.

Corollary 8. *The lil’UCB algorithm is monotonically increasing, and thus the sample mean of the reported best arm when lil’UCB stops is always positively biased.*

The proof is described in Appendix B.2. The above result is interesting because of the following reasons: (a) when viewed separately, the sampling, stopping and choosing rules of lil’UCB all seem to be optimistic (however, they are not optimistic, because our definition requires two out of three to be nonadaptive); and hence it is a priori unclear which rule dominates and whether the net bias should be positive or negative; (b) we did not have to alter anything about the algorithm in order to prove that it is a monotonically increasing strategy. This showcases the genuine practical utility of our theorem, once again in sharp contrast to the title of the paper by Nie et al. [2018].

Next, we provide simulation results to verify that our monotonic or optimistic conditions are sufficient to capture the bias of the sample mean.

4 Numerical experiments

4.1 Negative bias from optimistic sampling rules in multi-armed bandits

Recall Fact 3 which stated that common MAB adaptive sampling strategies like greedy (or ϵ -greedy), upper confidence bound (UCB) and Thompson sampling are optimistic. Thus, for a deterministic stopping time, Theorem 7 implies that the sample mean of each arm is always negatively biased. To demonstrate this, we conduct a simulation study in which we have three unit-variance Gaussian arms with $\mu_1 = 1, \mu_2 = 2$ and $\mu_3 = 3$. After sampling once from each arm, greedy, UCB and Thompson sampling are used to continue sampling until $T = 200$. We repeat the whole process from scratch 10^4 times for each algorithm to get an accurate estimate for the bias. Due to limited space, we present results from UCB and Thompson sampling only but detailed configurations of algorithms and a similar result for the greedy algorithm can be found in Appendix C.1. Figure 1 shows the distribution of observed differences between sample means and the true mean for each arm. Vertical lines correspond to biases. The example demonstrates that the sample mean is negatively biased under optimistic sampling rules.

4.2 Bias from stopping a one-sided sequential likelihood ratio test

Suppose we have two independent sub-Gaussian arms with common and known parameter σ^2 but unknown means μ_1 and μ_2 . Consider the following testing problem:

$$H_0 : \mu_1 \leq \mu_2 \text{ vs } H_1 : \mu_1 > \mu_2.$$

To test this hypothesis, suppose we draw a sample from arm 1 for every odd time and from arm 2 for every even time. Instead of conducting a test at a fixed time, we can use the following one-sided sequential likelihood ratio test [Robbins, 1970, Howard et al., 2018]: for any fixed $w > 0$ and $\alpha \in (0, 1)$, define a stopping time \mathcal{T} as

$$\mathcal{T}^w := \inf \left\{ t \in \mathbb{N}_{\text{even}} : \hat{\mu}_1(t) - \hat{\mu}_2(t) \geq \frac{2\sigma}{t} \sqrt{(t+2w) \log \left(\frac{1}{2\alpha} \sqrt{\frac{t+2w}{2w}} + 1 \right)} \right\}, \quad (6)$$

where $\mathbb{N}_{\text{even}} := \{2n : n \in \mathbb{N}\}$. For a given fixed maximum even time $M \geq 2$, we stop sampling at time $\mathcal{T}_M^w := \min \{\mathcal{T}^w, M\}$. Then, we reject the null H_0 if $\mathcal{T}_M^w < M$. It can be checked [Howard et al., 2018,

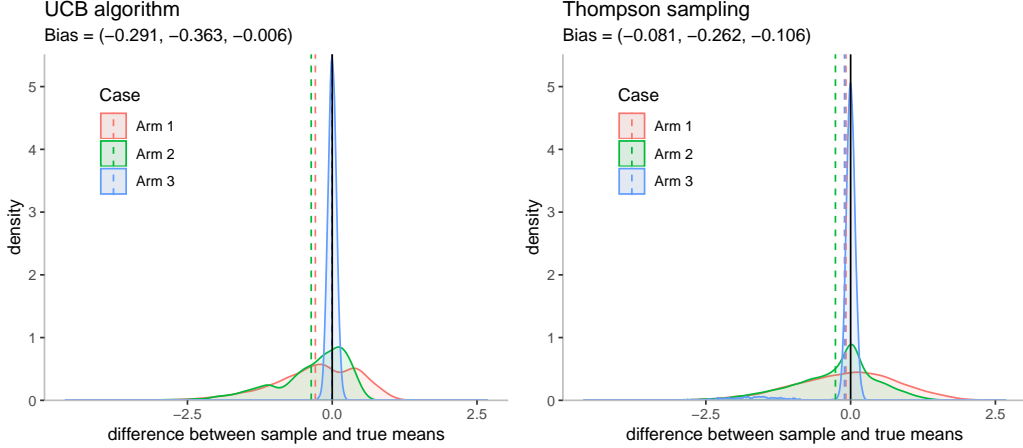


Figure 1: Data is collected by UCB / Thompson sampling algorithms from three unit-variance Gaussian arms with $\mu_1 = 1, \mu_2 = 2$ and $\mu_3 = 3$. For all three arms, sample means are negatively biased (at fixed times). A similar result from greedy algorithm can be found in Appendix C.1

Section 8] that, for any fixed $w > 0$, this test controls the type-1 error at level α and the power goes to 1 as M goes to infinity.

For the arms 1 and 2, these are special cases of optimistic and pessimistic stopping rules respectively. From Theorem 7, we have that $\mu_1 \leq \mathbb{E}\hat{\mu}_1(\mathcal{T}_M^w)$ and $\mu_2 \geq \mathbb{E}\hat{\mu}_2(\mathcal{T}_M^w)$. To demonstrate this, we conduct two simulation studies with unit variance Gaussian errors: one under the null hypothesis $(\mu_1, \mu_2) = (0, 0)$, and one under the alternative hypothesis $(\mu_1, \mu_2) = (1, 0)$. We choose $M = 200, w = 10$ and $\alpha = 0.1$. As before, we repeat each experiment 10^4 times for each setting. Figure 2 shows the distribution of observed differences between sample means and the true mean for each arm under null and alternative hypothesis cases. Vertical lines correspond to biases. The simulation study demonstrates that the sample mean for arm 1 is positively biased and the sample mean for arm 2 is negatively biased as predicted.

4.3 Positive bias of lil'UCB in best-arm identification

Suppose we have K sub-Gaussian arms with mean μ_1, \dots, μ_K and known parameter σ . In the best-arm identification problem, our target of inference is the arm with the largest mean. There exist many algorithms for this task, for example the lil'UCB algorithm [Jamieson et al., 2014] which consists of the following optimistic sampling, stopping and choosing:

- Sampling: For any $k \in [K]$ and $t = 1, \dots, K$, define $\nu_t(k) = \mathbb{1}(t = k)$. For $t > K$,

$$\nu_t(k) = \begin{cases} 1 & \text{if } k = \operatorname{argmax}_{j \in [K]} \hat{\mu}_j(t-1) + u_t^{\text{lil}}(N_j(t-1)), \\ 0 & \text{otherwise,} \end{cases}$$

where $\delta, \epsilon, \lambda$ and β are algorithm parameters and

$$u_t^{\text{lil}}(n) := (1 + \beta)(1 + \sqrt{\epsilon})\sqrt{2\sigma^2(1 + \epsilon) \log(\log((1 + \epsilon)n)/\delta) / n}.$$

- Stopping: $\mathcal{T} = \inf \left\{ t > K : \exists k \text{ s.t. } N_k(t) \geq 1 + \lambda \sum_{j \neq k} N_j(t) \right\}$.
- Choosing: $\kappa = \operatorname{argmax}_{k \in [K]} N_k(\mathcal{T})$.

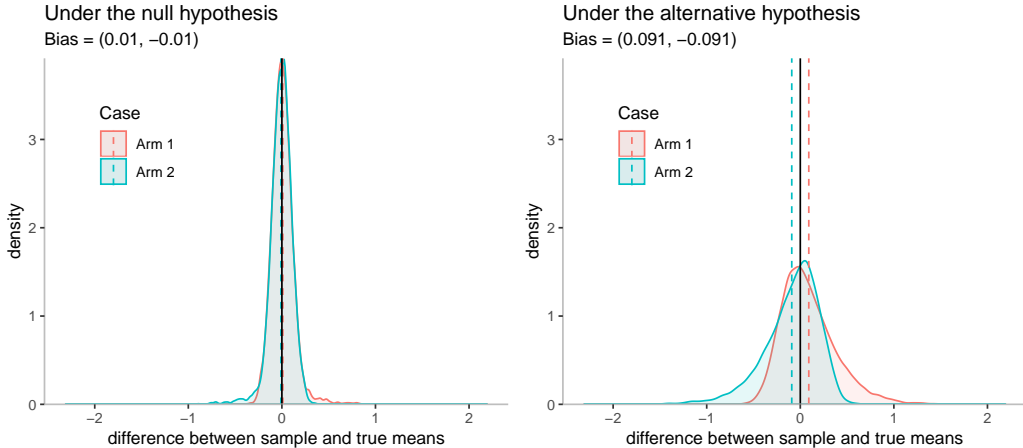


Figure 2: Data is collected from the one-sided sequential likelihood ratio test procedure described in Section 4.2. The sample mean for arm 1 is positively biased and the sample mean for arm 2 is negatively biased under both null and alternative hypothesis cases. Note that the size of the bias under the null hypothesis is smaller than the one under the alternative hypothesis since the number of collected samples is larger under the null hypothesis.

Once we stop sampling at time \mathcal{T} , lil’UCB guarantees that κ is the index of the arm with largest mean with some probability depending on input parameters. Based on this, we can also estimate the largest mean by the chosen stopped sample mean $\widehat{\mu}_{\kappa}(\mathcal{T})$. The performance of this sequential procedure can vary based on underlying distribution of the arm and the choice of parameters. However, we can check this optimistic sampling and optimistic stopping/choosing rules which would yield negative and positive biases respectively are monotonic increasing and thus the chosen stopped sample mean $\widehat{\mu}_{\kappa}(\mathcal{T})$ is always positively biased for any choice of parameters.

To verify it with a simulation, we set 3 unit-variance Gaussian arms with means $(\mu_1, \mu_2, \mu_3) = (g, 0, -g)$ for each gap parameter $g = 1, 3, 5$. We conduct 10^4 trials of lil’UCB with a valid choice of parameters described in Jamieson et al. [2014, Section 5]. Figure 3 shows the distribution of observed differences between the chosen sample means and the corresponding true mean for each δ . Vertical lines correspond to biases. The simulation study demonstrates that, in all configurations, the chosen stopped sample mean $\widehat{\mu}_{\kappa}(\mathcal{T})$ is always positively biased. (see Appendix B.2 for a formal proof.)

5 Summary

This paper provides a general and comprehensive characterization of the sign of the bias of the sample mean in multi-armed bandits. Our main conceptual innovation was to define new weaker conditions (monotonicity and optimism) that capture a wide variety of practical settings in both the random walk (one-armed bandit) setting and the MAB setting. Using this, our main theoretical contribution, Theorem 7, significantly generalizes the kinds of algorithms or rules for which we can mathematically determine the sign of the bias for any problem instance. Our simulations confirm the accuracy of our theoretical predictions for a variety of practical situations for which such sign characterizations were previously unknown.

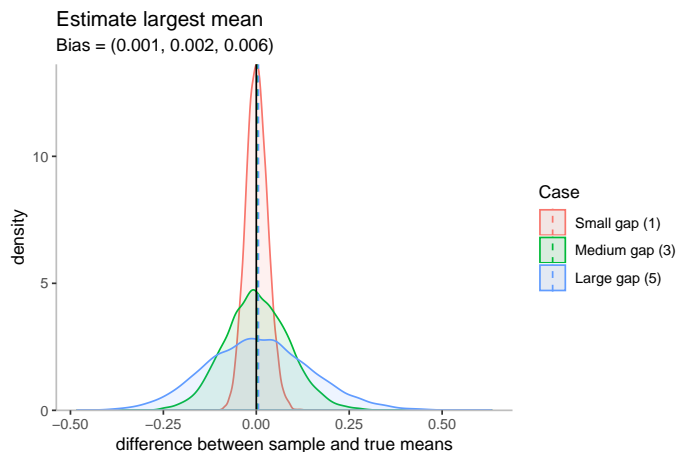


Figure 3: Data is collected by the lil' UCB algorithm unit-variance Gaussian arms with $\mu_1 = g$, $\mu_2 = 0$ and $\mu_3 = -g$ for each gap parameter $g = 1, 3, 5$. For all cases, chosen sample means are positively biased. The bias is larger for a larger gap since the number of collected samples is smaller on an easier task.

References

- Jack Bowden and Lorenzo Trippa. Unbiased estimation for response adaptive clinical trials. *Statistical methods in medical research*, 26(5):2376–2388, 2017.
- Allan Gut. *Stopped random walks*. Springer, 2009.
- Steven R Howard, Aaditya Ramdas, Jon McAuliffe, and Jasjeet Sekhon. Uniform, nonparametric, non-asymptotic confidence sequences. *arXiv preprint arXiv:1810.08240*, 2018.
- Kevin Jamieson, Matthew Malloy, Robert Nowak, and Sébastien Bubeck. lil' UCB: An Optimal Exploration Algorithm for Multi-Armed Bandits. In *Proceedings of The 27th Conference on Learning Theory*, volume 35 of *Proceedings of Machine Learning Research*, pages 423–439, 2014.
- Xinkun Nie, Xiaoying Tian, Jonathan Taylor, and James Zou. Why adaptively collected data have negative bias and how to correct for it. In *International Conference on Artificial Intelligence and Statistics*, pages 1261–1269, 2018.
- Herbert Robbins. Statistical methods related to the law of the iterated logarithm. *The Annals of Mathematical Statistics*, 41(5):1397–1409, 1970.
- David Siegmund. Estimation following sequential tests. *Biometrika*, 65(2):341–349, 1978.
- Norman Starr and Michael B Woodroffe. Remarks on a stopping time. *Proceedings of the National Academy of Sciences of the United States of America*, 61(4):1215, 1968.
- Sofía S Villar, Jack Bowden, and James Wason. Multi-armed bandit models for the optimal design of clinical trials: benefits and challenges. *Statistical science: a review journal of the Institute of Mathematical Statistics*, 30(2):199, 2015.
- Min Xu, Tao Qin, and Tie-Yan Liu. Estimation bias in multi-armed bandit algorithms for search advertising. In *Advances in Neural Information Processing Systems*, pages 2400–2408, 2013.

A ϵ -greedy, UCB and Thompson sampling are optimistic sampling rules

A.1 Descriptions of ϵ -greedy, UCB and Thompson sampling rules

ϵ -greedy, UCB, and Thompson sampling have the following sampling rules.

- ϵ -greedy algorithm : For any $k \in [K]$ and $t \in [\mathcal{T}]$,

$$\nu_t(k) = \begin{cases} 1 - \epsilon & \text{if } k = \operatorname{argmax}_{j \in [K]} \widehat{\mu}_j(t-1), \\ \frac{\epsilon}{K-1} & \text{otherwise.} \end{cases}$$

- UCB : For any $k \in [K]$ and $t \in [\mathcal{T}]$,

$$\nu_t(k) = \begin{cases} 1 & \text{if } k = \operatorname{argmax}_{j \in [K]} \widehat{\mu}_j(t-1) + u_{t-1}(S_j(t-1), N_j(t-1)) \\ 0 & \text{otherwise,} \end{cases}$$

where $(s, n) \mapsto u_{t-1}(s, n)$ is a non-negative function which is increasing and decreasing with respect to the first and second inputs respectively for each t . For example, a simple version of UCB uses $u_{t-1}(s, n) = \sqrt{\frac{2 \log(1/\delta)}{n}}$ for a properly chosen constant $\delta \in (0, 1)$.

- Thompson sampling : For any $k \in [K]$ and $t \in [\mathcal{T}]$,

$$\nu_t(k) \propto \pi(k = \operatorname{argmax}_j \mu_j \mid A_1, Y_1, \dots, A_{t-1}, Y_{t-1}).$$

where π is a prior on (μ_1, \dots, μ_K) or, more generally, on parameters of arms $(\theta_1, \dots, \theta_K)$. In particular, if underlying arms are Gaussian with common variance σ^2 and if we impose independent Gaussian prior $N(\mu_{k,0}, \sigma_0^2)$ on each arm k , the corresponding Thompson sampling is statistically equivalent to the following rule.

$$\nu_t(k) = \begin{cases} 1 & \text{if } k = \operatorname{argmax}_{j \in [K]} \widetilde{\mu}_j(t-1) + \sigma_j(t-1)Z_{j,t-1} \\ 0 & \text{otherwise,} \end{cases}$$

where each $Z_{j,t-1}$ is an independent draw from $N(0, 1)$ and $\widetilde{\mu}_j(t-1), \sigma_j(t-1)$ are posterior mean and standard deviation of arm j given as

$$\widetilde{\mu}_j(t-1) = \frac{\mu_{j,0}/\sigma_0^2 + N_j(t-1)\widehat{\mu}_j(t-1)/\sigma^2}{1/\sigma_0^2 + N_j(t-1)/\sigma^2}, \quad \sigma_j(t-1) = (1/\sigma_0^2 + N_j(t-1)/\sigma^2)^{-1}.$$

A.2 Exploit and IIO conditions are sufficient for optimistic sampling

In Fact 3, we claimed that ‘‘Exploit’’ and ‘‘IIO’’ conditions in Nie et al. [2018] are jointly a sufficient condition for a sampling rule being optimistic. In this subsection, we formally restate Exploit and IIO conditions of Nie et al. [2018] in terms of our notations and prove Fact 3.

First, fix a deterministic stopping time T . Given any $t \in [T], k \in [K]$, define respectively the data from arm k until time t , and the data from all arms except k until time t , as

$$\mathcal{D}_t^{(k)} := \{X_{i,k}^*\}_{i=1}^{N_k(t)} \quad \text{and} \quad \mathcal{D}_t^{(-k)} := \mathcal{D}_t \setminus \mathcal{D}_t^{(k)} = \bigcup_{j \neq k} \{X_{i,j}^*\}_{i=1}^{N_j(t)} \cup \{W_{-1}, W_0, \dots, W_{t-1}\},$$

where \mathcal{D}_t is the sample history up to time t under a tabular model \mathcal{D}_∞^* . Let $\mathcal{D}_\infty^{*'}$ be another tabular model. Under $\mathcal{D}_\infty^{*'}$, we define $\mathcal{D}'_t, \mathcal{D}'_t^{(k)}$ and $\mathcal{D}'_t^{(-k)}$ in the same way. The Exploit condition in Nie et al. [2018] can be rewritten as following.

Definition 2 (Exploit). *Given any $t \in [T], k \in [K]$, suppose $\mathcal{D}_t^{(k)}$ and $\mathcal{D}'_t^{(k)}$ have the same size (that is $N'_k(t) = N_k(t)$) and $\mathcal{D}_t^{(-k)} = \mathcal{D}'_t^{(-k)}$. If the sample mean $\widehat{\mu}_k(t)$ under $\mathcal{D}_t^{(k)}$ is less than or equal to the sample mean $\widehat{\mu}'_k(t)$ under $\mathcal{D}'_t^{(k)}$, then*

$$\mathbb{1}(A_t = k) := f_{t,k} \left(\mathcal{D}_t^{(k)} \cup \mathcal{D}_t^{(-k)} \right) \leq f_{t,k} \left(\mathcal{D}'_t^{(k)} \cup \mathcal{D}_t^{(-k)} \right) =: \mathbb{1}(A'_t = k).$$

For the IIO condition, we present a specific version in the MAB setting which was originally used in Eq.(8) in the proof of Theorem 1 in Nie et al. [2018].

Definition 3 (Independence of Irrelevant Options (IIO)). *For each t, k , the sampling random variable A_t can be written in terms of deterministic functions $f_{t,k}$ and $g_{t,k}$ such that*

$$A_t = \begin{cases} k & \text{if } f_{t,k}(\mathcal{D}_{t-1}) = 1 \\ j & \text{if } f_{t,k}(\mathcal{D}_{t-1}) = 0 \text{ and } g_{t,k}(\mathcal{D}_{t-1}^{(-k)}) = j \text{ for some } j \neq k. \end{cases}$$

Intuitively, $f_{t,k}$ is simply the indicator of whether arm k was pulled at time t ; the crucial part is $g_{t,k}$, which specifies which arm is selected when arm k is not, and the IIO condition insists that $g_{t,k}$ ignores the data from arm k in order to determine which $j \neq k$ to pull instead.

It can be checked ϵ -greedy, UCB and Thompson sampling under Gaussian arms and Gaussian priors satisfy both conditions. Indeed, if arm k is not the arm with the highest mean or highest UCB (for example), determining which other arm does get pulled in the next step does not depend on the data from arm k . In Appendix A.3, we present a sufficient condition for Thompson sampling to satisfy both conditions, and thus to be optimistic which shows Thompson sampling is optimistic for many commonly used exponential family arms including Gaussian, Bernoulli, exponential and Poisson arms with their conjugate priors.

Before we prove Fact 3, we first introduce a lemma related to the IIO condition as following.

Lemma 9. *Fix a $k \in [K]$. Let \mathcal{D}_∞^* and $\mathcal{D}_\infty^{*'}$ be two MAB tabular representation that agree with each other except in their k -th column. Let $N_j(t)$ and $N'_j(t)$ be the numbers of draws from arm j for all $j \in [K]$ under \mathcal{D}_∞^* and $\mathcal{D}_\infty^{*'}$ respectively. Then, under the IIO condition, the following implication holds:*

$$N_k(t) \leq N'_k(t) \Rightarrow N_j(t) \geq N'_j(t), \quad \forall j \neq k. \quad (7)$$

By switching the roles of \mathcal{D}_∞^* and $\mathcal{D}_\infty^{*'}$, we also have

$$N_k(t) \geq N'_k(t) \Rightarrow N_j(t) \leq N'_j(t), \quad (8)$$

and therefore,

$$N_k(t) = N'_k(t) \Rightarrow N_j(t) = N'_j(t), \quad (9)$$

for all $j \neq k$.

Proof of Lemma 9. It is enough to prove the first statement. We follow the logic in the proof of Property 1 in Nie et al. [2018]. If $N_k(t) = t$ or $N'_k(t) = t$ then the claimed statement holds trivially since $N_j(t) + N_k(t) \leq t$ and $N'_j(t) + N'_k(t) \leq t$ for all $j \neq k$. Therefore, for the rest of the proof, we assume $N_k(t) \leq N'_k(t) < t$.

For each t , define $s_1 < \dots < s_{t-N_k(t)}$ to be the sequence of times at which arm k was *not* sampled before time t under \mathcal{D}_∞^* . Similarly, let $s'_1 < \dots < s'_{t-N'_k(t)}$ be the sequence of times at which arm k was *not* sampled before time t under $\mathcal{D}_\infty^{*'}$. From the IIO condition and the assumption that \mathcal{D}_∞^* and $\mathcal{D}_\infty^{*'}$ agree with each other except in their k -th column, we have

$$A_{s_u} = A_{s'_u}, \quad \forall u \in \{1, \dots, t - N'_k(t)\}, \quad (10)$$

which implies that

$$N'_j(t) = N'_j(s'_{t-N'_k(t)}) = N_j(s_{t-N'_k(t)}) \leq N_j(s_{t-N_k(t)}) = N_j(t),$$

where the first and the last identities stem from the definition of s and s' , the second identity is due to (10), and the inequality follows from the assumption that $N_k(t) \leq N'_k(t)$ along with the fact that $u \mapsto s_u$ and $s \mapsto N_j(s)$ are increasing. \square

Proof of Fact 3. Let us fix an arm k and a deterministic stopping time T , and a time $t \leq T$, as required by Exploit and IIO conditions. The arguments below are inspired by case 1 in the proof of Theorem 1 in Nie et al. [2018].

Let $X_{i,k}^{*'}$ be an independent copy of $X_{i,k}^*$ and define $X_\infty^{*'}$ as a $\mathbb{N} \times K$ table which equals X_∞^* on all entries except the (i, k) -th entry, which contains $X_{i,k}^{*'}$. Let $\mathcal{D}_\infty^{*'} = X_\infty^{*'} \cup \{W_{-1}, W_0, \dots\}$ denote the corresponding dataset, which only differs from \mathcal{D}_∞^* in one element. Let $N_k(T)$ and $N'_k(T)$ be numbers of draws from arm k up to time T based on \mathcal{D}_∞^* and $\mathcal{D}_\infty^{*'}$ respectively. Also for each $t \leq T$, let A_t and A'_t be sampled arms based on \mathcal{D}_∞^* and $\mathcal{D}_\infty^{*'}$ respectively.

To prove the claim, it is enough to show that if $X_{i,k}^* \leq X_{i,k}^{*'}$ then $N_k(T) \leq N'_k(T)$ under Exploit and IIO conditions. Suppose, for the sake of deriving a contradiction, that there exist $i \in \mathbb{N}$ and $k \in [K]$ such that $X_{i,k}^* \leq X_{i,k}^{*'}$ but $N_k(T) > N'_k(T)$. Note that since A_s and A'_s are functions of the history up to time $s - 1$, we know that $A_s = A'_s$ for all $s \leq t$, where t is defined as $t = \min \{s \geq 1 : N_k(s) = N'_k(s) = i\}$. If $t \geq T$, we have that $N_k(T) = N_k(t) = N'_k(t) = N'_k(T)$, which contradicts our assumption. Hence, we may assume $t < T$ for the rest of the proof.

Define $s_0 := \min \{s \geq 1 : N_k(s) > N'_k(s)\}$. From the definition of s_0 , we know that $N_k(s_0 - 1) = N'_k(s_0 - 1)$. Since \mathcal{D}_∞^* and $\mathcal{D}_\infty^{*'}$ are identical except for their (i, k) -th entry, by Lemma 9, we have that $N_j(s_0 - 1) = N'_j(s_0 - 1)$ for all j , which also implies that \mathcal{D}_{s_0-1} and \mathcal{D}'_{s_0-1} are identical except for the $N_k(t)$ -th observation from arm k . Therefore, the sample mean from arm k up to time $s_0 - 1$ under \mathcal{D}'_{s_0-1} is larger than the one under \mathcal{D}_{s_0-1} .

Then, by the Exploit condition, $A_{s_0} = k$ implies that $A'_{s_0} = k$. This contradicts the assumption that $N_k(s_0) > N'_k(s_0)$. Therefore, if $X_{i,k}^* \leq X_{i,k}^{*'}$ then $N_k(T)$ must be less than or equal to $N'_k(T)$. Since it holds for any $i \in \mathbb{N}$, $k \in [K]$ and T , the sampling strategy is optimistic, proving our claim that Exploit and IIO conditions are jointly a special case of an optimistic sampling rule. \square

A.3 Sufficient conditions for Thompson sampling to be optimistic

In the previous subsection A.2, we show that Exploit and IIO conditions are jointly a sufficient condition for a sampling rule to be optimistic. In this subsection, we present a sufficient condition for Thompson sampling to satisfy both conditions, and thus to be optimistic.

For each k , let θ_k be the parameter of the distribution of arm k , and let $\mu_k = \mu(\theta_k)$. If we use an independent prior π on $\theta := (\theta_1, \dots, \theta_K)$, it can be easily shown that posterior distributions of θ and $\mu(\theta) := (\mu(\theta_1), \dots, \mu(\theta_K))$ are also coordinate-wise independent conditionally on the data. Therefore, the IIO condition is trivially satisfied for the Thompson sampling algorithms. However, it is difficult to check whether the Exploit condition is satisfied because there is no closed form for $\pi(k = \operatorname{argmax}_{j \in [K]} \mu(\theta_j) | \mathcal{D}_t)$ in general.

One way to detour this issue is to study whether there exists a posterior sampling method such that the following statistically equivalent sampling algorithm satisfies the Exploit condition.

$$\nu_t(k) = \begin{cases} 1 & \text{if } k = \operatorname{argmax}_{j \in [K]} \mu_j(\theta_{j,t-1}) \\ 0 & \text{otherwise,} \end{cases}$$

where $\theta_{j,t-1}$ is a draw from the posterior distribution $\pi(\theta_j|\mathcal{D}_{t-1})$ at time $t - 1$. If there exists such sampling method, we know that the sample mean from this Thompson sampling is negatively biased for any fixed k and T . With a slight abuse of notation, we say the Thompson sampling is optimistic in this case.

For example, in Appendix A.2, we show that Thompson sampling under Gaussian arm and Gaussian prior is optimistic by using a standard Gaussian posterior sampling method described in Appendix A.1. Similarly, for the Bernoulli arm with parameters $\{p_k\}_{k=1}^K$ and beta prior with non-negative integer parameters (n, m) case, we can check that the corresponding Thompson sampling is optimistic using the equivalent optimistic sampling rule

$$\nu_t(k) = \begin{cases} 1 & \text{if } k = \operatorname{argmax}_{j \in [K]} \frac{a_{j,t-1}}{a_{j,t-1} + b_{j,t-1}} \\ 0 & \text{otherwise,} \end{cases}$$

where $a_{j,t-1} = -\sum_{i=1}^{n+S_k(t-1)} \log U_{i,k}$, $b_{j,t-1} = -\sum_{i=1}^{m+N_k(t-1)-S_k(t-1)} \log W_{i,k}$ and each $U_{i,k}$ and $W_{i,k}$ are independent draws from $U(0, 1)$.

In general, we have the following sufficient condition for the Thompson sampling to be optimistic.

Corollary 10. *Suppose the distributions of the arms belong to a one-dimensional exponential family with density $p_\eta(x) = \exp\{\eta T(x) - A(\eta)\}$ with respect to some dominating measure λ and with $\eta \in \mathbb{E}$. Let π be a conjugate prior on η with a density proportional to $\exp\{\tau\eta - n_0 A(\eta)\}$. If $\pi(\eta \leq x \mid \tau, n_0)$ is a decreasing function of τ for any given x and n_0 , and if $\eta \mapsto \mu(\eta)$ and $x \mapsto T(x)$ are both increasing or decreasing mappings, then Thompson sampling is optimistic.*

Proof. Fix a an arm $k \in [K]$. By the conjugacy, the posterior distribution for η_k given the data up to time t is given by

$$\pi(\eta_k|\mathcal{D}_t) \propto \exp\left\{(\tau + S_k^T(t))\eta_k - (n_0 + N_k(t))A(\eta_k)\right\},$$

where $S_k^T(t) := \sum_{s=1}^t \mathbb{1}(A_s = k)T(Y_s)$. Let $F(x|S_k^T(t), N_k(t)) := \pi(\eta_k \leq x|\mathcal{D}_t)$. From the condition on the prior, we know that $S_k^T(t) \mapsto F(x|S_k^T(t), N_k(t))$ is a decreasing mapping for any given x , $N_k(t)$ and indices i, k and t . Therefore $S_k^T(t) \mapsto F^{-1}(y|S_k^T(t), N_k(t))$ is an increasing mapping for any given y , $N_k(t)$ and indices i, k and t . Now, we can check that the Thompson sampling is equivalent to the following sampling rule.

$$\nu_t(k) = \begin{cases} 1 & \text{if } k = \operatorname{argmax}_{j \in [K]} \mu(\eta_{j,t-1}) \\ 0 & \text{otherwise,} \end{cases}$$

where $\eta_{j,t-1} := F^{-1}(U_{j,t-1}|S_k^T(t-1), N_k(t-1))$ and each $U_{j,t-1}$ is an independent draw from $U(0, 1)$. Since $\eta \mapsto \mu(\eta)$ and $x \mapsto T(x)$ are both increasing (or decreasing), this sampling rule and the corresponding Thompson sampling is optimistic. \square

We can check many commonly used one-dimensional exponential family arms with its conjugate prior including Gaussian arms with a Gaussian prior, Bernoulli arms with a beta prior, Poisson arms with a gamma prior and exponential arms with a gamma prior satisfy the condition in Corollary 10.

B Proofs

B.1 Proof of Theorem 7 (the paper's central theorem on sign of the bias)

Suppose that the data collecting strategy is monotonically decreasing for the k -th distribution. Then, we will first show that for any time $t \in \mathbb{N}$, we have

$$\mathbb{E} \left[\frac{\mathbb{1}(\kappa = k)}{N_k(\mathcal{T})} \mathbb{1}(A_t = k) (Y_t - \mu_k) \mid \mathcal{F}_{t-1} \right] \leq 0. \quad (11)$$

Similarly, if the data collecting strategy is monotonically increasing, the inequality is reversed. It is understood that if $t > \mathcal{T}$, then $\mathbb{1}(A_t = k) = 0$ for all k , making the above claim trivially true, and hence below we implicitly focus on $t \leq \mathcal{T}$.

Proof of inequality (11). Note that the LHS of inequality (11) can be rewritten as

$$\begin{aligned}
& \mathbb{E} \left[\frac{\mathbb{1}(\kappa = k)}{N_k(\mathcal{T})} \mathbb{1}(A_t = k) (Y_t - \mu_k) \mid \mathcal{F}_{t-1} \right] \\
&= \mathbb{E} \left[\frac{\mathbb{1}(\kappa = k)}{N_k(\mathcal{T})} \mathbb{1}(A_t = k) (X_{N_k(t),k} - \mu_k) \mid \mathcal{F}_{t-1} \right] \\
&= \mathbb{E} \left[\sum_{i=1}^t \frac{\mathbb{1}(\kappa = k)}{N_k(\mathcal{T})} \mathbb{1}(A_t = k) \mathbb{1}(N_k(t) = i) (X_{i,k}^* - \mu_k) \mid \mathcal{F}_{t-1} \right] \\
&= \sum_{i=1}^t \mathbb{E} \left[\frac{\mathbb{1}(\kappa = k)}{N_k(\mathcal{T})} \mathbb{1}(A_t = k) \mathbb{1}(N_k(t) = i) (X_{i,k}^* - \mu_k) \mid \mathcal{F}_{t-1} \right].
\end{aligned}$$

Therefore, it is enough to show the following inequality holds:

$$\mathbb{E} \left[\frac{\mathbb{1}(\kappa = k)}{N_k(\mathcal{T})} \mathbb{1}(A_t = k) \mathbb{1}(N_k(t) = i) (X_{i,k}^* - \mu_k) \mid \mathcal{F}_{t-1} \right] \leq 0, \quad (12)$$

for each t, k, i . Recall that $\mathcal{D}_\infty^* = X_\infty^* \cup \{W_{-1}, W_0, \dots\}$ is a hypothetical dataset containing all possible independent samples from the distributions, external random sources and random seeds where the (i, k) -th entry of the table X_∞^* is a draw $X_{i,k}^*$ from P_k independent of every other entry of X_∞^* and of the external random sources and the random seeds $\{W_{-1}, W_0, \dots\}$. Let $X_{i,k}^{*'}$ be an independent copy of $X_{i,k}^*$ and define $X_\infty^{*'}$ as a $\mathbb{N} \times K$ table which equals X_∞^* on all entries except the (i, k) -th entry, which contains $X_{i,k}^{*'}$. Let $\mathcal{D}_\infty^{*'} = X_\infty^{*'} \cup \{W_{-1}, W_0, \dots\}$ denote the corresponding dataset, which only differs from \mathcal{D}_∞^* in one element. Note that, for each t , we have

$$\begin{aligned}
\mathcal{F}_t &= \sigma(\{W_{-1}, W_0, Y_1, \dots, W_{t-1}, Y_t\}) \\
&= \sigma\left(\bigcup_{k=1}^K \{X_{N_k(s),k}^*\}_{s=1}^t \cup \{W_s\}_{s=-1}^{t-1}\right),
\end{aligned}$$

because there is an one-to-one correspondence between sets of random variables generating σ -algebras. Therefore $X_{i,k}^{*'}$ is independent to \mathcal{F}_t for any choice of i, k and t .

For any i, k and t , since $\mathbb{1}(A_t = k)$ and $\mathbb{1}(N_k(t) = i)$ are not functions of either $X_{i,k}^*$ or $X_{i,k}^{*'}$, if the data collecting strategy is monotonically decreasing, we have that

$$\mathbb{1}(A_t = k) \mathbb{1}(N_k(t) = i) \left(\frac{g_k(\mathcal{D}_\infty^*)}{f_k(\mathcal{D}_\infty^*)} - \frac{g_k(\mathcal{D}_\infty^{*'})}{f_k(\mathcal{D}_\infty^{*'})} \right) \left((X_{i,k}^* - \mu_k) - (X_{i,k}^{*'} - \mu_k) \right) \leq 0.$$

Rearranging, we obtain that

$$\begin{aligned}
& \mathbb{1}(A_t = k) \mathbb{1}(N_k(t) = i) \left(\frac{g_k(\mathcal{D}_\infty^*)}{f_k(\mathcal{D}_\infty^*)} (X_{i,k}^* - \mu_k) + \frac{g_k(\mathcal{D}_\infty^{*'})}{f_k(\mathcal{D}_\infty^{*'})} (X_{i,k}^{*'} - \mu_k) \right) \\
& \leq \mathbb{1}(A_t = k) \mathbb{1}(N_k(t) = i) \left(\frac{g_k(\mathcal{D}_\infty^{*'})}{f_k(\mathcal{D}_\infty^{*'})} (X_{i,k}^* - \mu_k) + \frac{g_k(\mathcal{D}_\infty^*)}{f_k(\mathcal{D}_\infty^*)} (X_{i,k}^{*'} - \mu_k) \right).
\end{aligned}$$

Next, note that $\frac{g_k(\mathcal{D}_\infty^*)}{f_k(\mathcal{D}_\infty^*)} (X_{i,k}^* - \mu_k)$ and $\frac{g_k(\mathcal{D}_\infty^{*'})}{f_k(\mathcal{D}_\infty^{*'})} (X_{i,k}^{*'} - \mu_k)$ have the same distribution and so do $\frac{g_k(\mathcal{D}_\infty^{*'})}{f_k(\mathcal{D}_\infty^{*'})} (X_{i,k}^* - \mu_k)$ and $\frac{g_k(\mathcal{D}_\infty^*)}{f_k(\mathcal{D}_\infty^*)} (X_{i,k}^{*'} - \mu_k)$. Therefore, by taking conditional expectation given \mathcal{F}_{t-1} on both sides, we have

$$\begin{aligned}
& 2\mathbb{E} \left[\mathbb{1}(A_t = k) \mathbb{1}(N_k(t) = i) \frac{g_k(\mathcal{D}_\infty^*)}{f_k(\mathcal{D}_\infty^*)} (X_{i,k}^* - \mu_k) \mid \mathcal{F}_{t-1} \right] \\
& \leq 2\mathbb{E} \left[\mathbb{1}(A_t = k) \mathbb{1}(N_k(t) = i) \frac{g_k(\mathcal{D}_\infty^*)}{f_k(\mathcal{D}_\infty^*)} (X_{i,k}^{*'} - \mu_k) \mid \mathcal{F}_{t-1} \right] \\
& = 2\mathbb{E} \left[\mathbb{1}(A_t = k) \mathbb{1}(N_k(t) = i) \frac{g_k(\mathcal{D}_\infty^*)}{f_k(\mathcal{D}_\infty^*)} \mid \mathcal{F}_{t-1} \right] \mathbb{E} [X_{i,k}^{*'} - \mu_k] \\
& = 0,
\end{aligned} \tag{13}$$

where the first equality comes from the fact $X_{i,k}^{*'}$ is independent of both $\frac{g_k(\mathcal{D}_\infty^*)}{f_k(\mathcal{D}_\infty^*)}$ and \mathcal{F}_{t-1} and that $\mathbb{1}(A_t = k)$ and $\mathbb{1}(N_k(t) = i)$ are measurable with respect to \mathcal{F}_{t-1} . By plugging-in the identity $\frac{g_k(\mathcal{D}_\infty^*)}{f_k(\mathcal{D}_\infty^*)} = \frac{\mathbb{1}(\kappa=k)}{N_k(\mathcal{T})}$ into the LHS of (13), we obtain the inequality (12), and thus, the inequality (11) as desired. \square

Proof of the signs of the covariance and bias terms, equations (4) and (5). Suppose that the data collecting strategy is monotonically increasing. For each $t \geq 0$, define a process that is adapted to the natural filtration $\{\mathcal{F}_t\}_{t \geq 0}$ such that $L(0) = 0$ and

$$L(t) := \mathbb{E} \left[\frac{S_\kappa(t) - \mu_\kappa N_\kappa(t)}{N_\kappa(\mathcal{T})} \mid \mathcal{F}_t \right], \quad \forall t \geq 1. \tag{14}$$

Note that the theorem requires us to show that $\mathbb{E}[L_\mathcal{T}] \leq 0$. We will first show that

$$\{L(t)\}_{t \geq 0} \text{ is a super-martingale with respect to } \{\mathcal{F}_t\}_{t \geq 0}. \tag{15}$$

First note that using inequality (11), we have

$$\mathbb{E}[L(1) \mid \mathcal{F}_0] = \mathbb{E} \left[\frac{\mathbb{1}(\kappa = k)}{N_k(\mathcal{T})} \mathbb{1}(A_1 = k) (Y_1 - \mu_k) \mid \mathcal{F}_0 \right] \leq 0 = L(0).$$

Next, for all $t \geq 1$, again using inequality (11), we have

$$\begin{aligned}
\mathbb{E}[L(t) \mid \mathcal{F}_{t-1}] &= L(t-1) + \sum_{k=1}^K \mathbb{E} \left[\frac{\mathbb{1}(\kappa = k)}{N_k(\mathcal{T})} \mathbb{1}(A_t = k) (Y_t - \mu_k) \mid \mathcal{F}_{t-1} \right] \\
&\leq L(t-1).
\end{aligned}$$

(Note that since sampling stops at time \mathcal{T} , it is understood that for $t > \mathcal{T}$, we have $\mathbb{1}(A_t = \kappa) = 0$, $S_\kappa(t) = S_\kappa(\mathcal{T})$, $N_\kappa(t) = N_\kappa(\mathcal{T})$, $\mathcal{F}_t = \mathcal{F}_\mathcal{T}$ and thus $L(t) = L(t-1) = L(\mathcal{T})$, so the above inequality is still valid.) This proves claim (15). By the optional stopping theorem, we have that

$$\mathbb{E}L(\mathcal{T} \wedge t) \leq \mathbb{E}[L(0)] = 0, \quad \forall t \geq 1.$$

To prove $\mathbb{E}L(\mathcal{T}) \leq \mathbb{E}[L(0)]$, we follow the standard proof technique for the optional stopping theorem. To be specific, it is enough show that $|L(\mathcal{T} \wedge t)| \leq U$ for all $t \geq 0$, where U is such that $\mathbb{E}[U] < \infty$. The result then follows from the dominated convergence theorem. Define U as

$$U = \sum_{s=1}^{\mathcal{T}} |L(s) - L(s-1)| = \sum_{s=1}^{\infty} |L(s) - L(s-1)| \mathbb{1}(\mathcal{T} \geq s).$$

Clearly, $|L(\mathcal{T} \wedge t)| \leq U$ for all t . In order to show that $\mathbb{E}[U] < \infty$, first note that for any $t \geq 1$, we have

$$\begin{aligned}
\mathbb{E}[|L(t+1) - L(t)| \mid \mathcal{F}_t] &= \sum_{k=1}^K \mathbb{E} \left[\frac{\mathbb{1}(\kappa = k)}{N_k(\mathcal{T})} \mathbb{1}(A_{t+1} = k) |Y_{t+1} - \mu_k| \mid \mathcal{F}_t \right] \\
&\leq \sum_{k:\mathbb{P}(\kappa=k)>0} \mathbb{E}[\mathbb{1}(A_{t+1} = k) |Y_{t+1} - \mu_k| \mid \mathcal{F}_t] \\
&= \sum_{k:\mathbb{P}(\kappa=k)>0} \mathbb{1}(A_{t+1} = k) \mathbb{E}[|Y_{t+1} - \mu_k| \mid \mathcal{F}_t] \\
&= \sum_{k:\mathbb{P}(\kappa=k)>0} \mathbb{1}(A_{t+1} = k) \int |x - \mu_k| dP_k(x) \\
&\leq \max_{k \in [K]} \int |x - \mu_k| dP_k(x) \sum_{k:\mathbb{P}(\kappa=k)>0} \mathbb{1}(A_{t+1} = k) \\
&:= c_M \sum_{k:\mathbb{P}(\kappa=k)>0} \mathbb{1}(A_{t+1} = k),
\end{aligned} \tag{16}$$

where the first inequality comes from the assumption $N_k(\mathcal{T}) \geq 1$ for all k with $\mathbb{P}(\kappa = k) > 0$, and the following equality holds because $\mathbb{1}(A_{t+1} = k) \in \mathcal{F}_t$. The third equality stems from the observation that, on the event $(A_{t+1} = k)$, $Y_{t+1} \sim P_k$ and it is independent of the previous history. Therefore, we obtain that

$$\begin{aligned}
\mathbb{E}[U] &= \sum_{s=1}^{\infty} \mathbb{E}[\mathbb{E}[|L(s) - L(s-1)| \mathbb{1}(\mathcal{T} \geq s) \mid \mathcal{F}_{s-1}]] \\
&= \sum_{s=1}^{\infty} \mathbb{E}[\mathbb{1}(\mathcal{T} \geq s) \mathbb{E}[|L(s) - L(s-1)| \mid \mathcal{F}_{s-1}]] \quad (\text{since } \mathbb{1}(\mathcal{T} \geq s) \in \mathcal{F}_{s-1}) \\
&\leq c_M \sum_{k:\mathbb{P}(\kappa=k)>0} \sum_{s=1}^{\infty} \mathbb{E}[\mathbb{1}(A_s = k) \mathbb{1}(\mathcal{T} \geq s)] \quad (\text{by the inequality (16)}) \\
&= c_M \sum_{k:\mathbb{P}(\kappa=k)>0} \mathbb{E}N_k(\mathcal{T}) < \infty,
\end{aligned}$$

where the finiteness of the last term follows from the assumption $\mathbb{E}N_k(\mathcal{T}) < \infty$ for all k with $\mathbb{P}(\kappa = k) > 0$. By the dominated convergence theorem, we have that

$$\mathbb{E}[\widehat{\mu}_\kappa(\mathcal{T}) - \mu_\kappa] = \mathbb{E}[L(\mathcal{T})] \leq \mathbb{E}[L(0)] = 0.$$

Therefore, the sample mean at the stopping time \mathcal{T} is non-positively biased.

If the data collecting strategy is monotonically increasing, the supermartingale is replaced by a submartingale and the inequalities are reversed. This observation completes the proof. \square

B.2 Proof of Corollary 8 (lil'UCB results in positive bias)

Proof of Corollary 8. For any given i, k , let $X_{i,k}^{*'}$ be an independent copy of $X_{i,k}^*$ and define $X_\infty^{*'}$ as a $\mathbb{N} \times K$ table which equals X_∞^* on all entries except the (i, k) -th entry, which contains $X_{i,k}^{*'}$. Let $\mathcal{D}_\infty^{*'} = X_\infty^{*'} \cup \{W_{-1}, W_0, \dots\}$ denote the corresponding dataset, which only differs from \mathcal{D}_∞^* in one element. Let $(N_k(T), N_k'(T))$ denote the numbers of draws from arm k up to time T . Let $(\mathcal{T}, \mathcal{T}')$ be the stopping times and (κ, κ') be choosing functions as determined by the lil'UCB algorithm under \mathcal{D}_∞^* and $\mathcal{D}_\infty^{*'}$ respectively.

Suppose $X_{i,k}^* \leq X_{i,k}^{*'}$. Proving that lil'UCB is monotonically increasing (and hence results in positive bias) corresponds to showing that the following inequality holds:

$$\frac{\mathbb{1}(\kappa = k)}{N_k(\mathcal{T})} \leq \frac{\mathbb{1}(\kappa' = k)}{N'_k(\mathcal{T}')}. \quad (17)$$

First, we can check that lil'UCB sampling is a special case of UCB-type sampling algorithms. Therefore, it is an optimistic sampling method which implies that for any *fixed* $t > 0$, and *fixed* arm k , we have $N_k(t) \leq N'_k(t)$. Since $\sum_{j \neq k} N_j(t) = t - N_k(t)$ for all t , we can rewrite the lil'UCB stopping rule as stopping the sampling whenever there exists a k such that N_k , which is a non-decreasing function of t , crosses the strictly increasing linear boundary $\left\{ (n, t) : n = \frac{1+\lambda t}{1+\lambda} \right\}$ for a fixed $\lambda > 0$. Since $N_k(t) \leq N'_k(t)$ for all t , we know that $\mathcal{T}' \leq \mathcal{T}$. If $\mathcal{T} = \infty$ then $\mathbb{1}(\kappa = k) = 0$, since lil'UCB is not stopped. Therefore the inequality (17) holds trivially and thus, for the rest of the proof, we assume $\mathcal{T}' \leq \mathcal{T} < \infty$.

Since the linear boundary is increasing, we know $N'_k(\mathcal{T}') \leq N_k(\mathcal{T})$ if $\kappa' = \kappa = k$. Therefore, to complete the proof, it is enough to show that $\mathbb{1}(\kappa = k) = 1$ implies $\mathbb{1}(\kappa' = k) = 1$. For the sake of deriving a contradiction, assume $\mathbb{1}(\kappa = k) = 1$ but $\mathbb{1}(\kappa' = k) \neq 1$. Then, there exists $j \neq k$ such that $\kappa' = j$. By the definition of κ' , it is equivalent to $N'_j(\mathcal{T}') = \max_{l \in [K]} N'_l(\mathcal{T}')$. Since \mathcal{T}' is the first time t such that, for some l , $N'_l(t)$ has crossed the boundary, we have that

$$N'_j(\mathcal{T}') > N'_k(\mathcal{T}'). \quad (18)$$

Similarly, we can show that

$$N_j(\mathcal{T}) < N_k(\mathcal{T}). \quad (19)$$

Since lil'UCB sampling satisfies the IIO condition, Lemma 9 along with the fact that $N_k(t) \leq N'_k(t)$ for all t implies that $N_j(t) \geq N'_j(t)$ for all $j \neq k$. Thus, by the definition of \mathcal{T}' , we have that

$$\frac{1 + \lambda \mathcal{T}'}{1 + \lambda} \leq N'_j(\mathcal{T}') \leq N_j(\mathcal{T}'),$$

which implies that $t \mapsto N_j(t)$ is crossing the boundary at time \mathcal{T}' . Since \mathcal{T} is the first time t there exists $l \in [K]$ such that $N_l(t)$ is crossing the boundary and, by assumption, $\kappa = k$, we obtain that $\mathcal{T} \leq \mathcal{T}'$.

Similarly, from the fact that $N_k(t) \leq N'_k(t)$ for all t along with the definition of \mathcal{T} , we have that

$$\frac{1 + \lambda \mathcal{T}}{1 + \lambda} \leq N_k(\mathcal{T}) \leq N'_k(\mathcal{T}),$$

which implies that $t \mapsto N'_k(t)$ is crossing the boundary at time \mathcal{T} , and thus $\mathcal{T}' \leq \mathcal{T}$ since $\kappa' \neq k$ by assumption.

From the two observations above, we have $\mathcal{T}' = \mathcal{T}$. Finally, note that

$$N'_k(\mathcal{T}') < N'_j(\mathcal{T}') \leq N_j(\mathcal{T}') = N_j(\mathcal{T}) < N_k(\mathcal{T}) \leq N'_k(\mathcal{T}) = N'_k(\mathcal{T}')$$

where the first inequality comes from the inequality (18). The second inequality comes from $N'_j \leq N_j$. The first equality comes from $\mathcal{T}' = \mathcal{T}$ and the third inequality comes from the inequality (19). The last inequality comes from $N_k \leq N'_k$ and the final equality comes from $\mathcal{T} = \mathcal{T}'$.

This is a contradiction, and, therefore, $\mathbb{1}(\kappa = k) = 1$ implies that $\mathbb{1}(\kappa' = k) = 1$. This proves that lil'UCB is monotonically increasing and the chosen stopped sample mean from lil'UCB is positively biased. \square

B.3 Proof of Proposition 5 (bias expression) via Lemma 6 (Wald's identity for MAB)

By direct substitution, we first note that

$$\begin{aligned}
\mathbb{E} |S_k(\mathcal{T}) - \mu_k N_k(\mathcal{T})| &= \mathbb{E} \left[\sum_{t=1}^{\infty} \mathbb{1}(A_t = k) |Y_t - \mu_k| \mathbb{1}(\mathcal{T} \geq t) \right] \\
&= \sum_{t=1}^{\infty} \mathbb{E} [\mathbb{1}(A_t = k) |Y_t - \mu_k| \mathbb{1}(\mathcal{T} \geq t)] \\
&= \sum_{t=1}^{\infty} \mathbb{E} [\mathbb{1}(A_t = k) \mathbb{1}(\mathcal{T} \geq t) \mathbb{E}[|Y_t - \mu_k| \mid \mathcal{F}_{t-1}]] \\
&= \sum_{t=1}^{\infty} \mathbb{E} \left[\mathbb{1}(A_t = k) \mathbb{1}(\mathcal{T} \geq t) \int |x - \mu_k| dP_k(x) \right] \\
&= \int |x - \mu_k| dP_k(x) \mathbb{E} \left[\sum_{t=1}^{\infty} \mathbb{1}(A_t = k) \mathbb{1}(\mathcal{T} \geq t) \right] \\
&= \int |x - \mu_k| dP_k(x) \mathbb{E}[N_k(\mathcal{T})] < \infty,
\end{aligned}$$

where the second equality comes from the Tonelli's theorem and the third equality stems from the facts that $\mathbb{1}(A_t = k)$ and $\mathbb{1}(\mathcal{T} \geq t)$ are \mathcal{F}_{t-1} measurable. The fourth equality comes from the fact that, on event $\mathbb{1}(A_t = k)$, $Y_t \sim P_k$ and it is independent of the previous history. Finally, the finiteness of the last term comes from the assumption of the existence of the first moment of k -th arm and $\mathbb{E}[N_k(\mathcal{T})] < \infty$. Therefore, by the dominated convergence theorem, we have

$$\begin{aligned}
\mathbb{E}[S_k(\mathcal{T}) - \mu_k N_k(\mathcal{T})] &= \mathbb{E} \left[\sum_{t=1}^{\infty} \mathbb{1}(A_t = k) [Y_t - \mu_k] \mathbb{1}(\mathcal{T} \geq t) \right] \\
&= \sum_{t=1}^{\infty} \mathbb{E} [\mathbb{1}(A_t = k) [Y_t - \mu_k] \mathbb{1}(\mathcal{T} \geq t)] \\
&= \sum_{t=1}^{\infty} \mathbb{E} [\mathbb{1}(A_t = k) \mathbb{1}(\mathcal{T} \geq t) \mathbb{E}[Y_t - \mu_k \mid \mathcal{F}_{t-1}]] \\
&= 0,
\end{aligned}$$

which implies $\mu_k \mathbb{E}[N_k(\mathcal{T})] = \mathbb{E}[S_k(\mathcal{T})]$, which proves the generalization of Wald's first identity.

Since $\mathbb{E}[N_k(\mathcal{T})] > 0$, one can then express μ_k as

$$\mu_k = \frac{\mathbb{E}[S_k(\mathcal{T})]}{\mathbb{E}[N_k(\mathcal{T})]}.$$

By direct substitution, the bias of the sample mean can thus be expressed as

$$\begin{aligned}
\mathbb{E}[\hat{\mu}_k(\mathcal{T}) - \mu_k] &= \mathbb{E} \left[\hat{\mu}_k(\mathcal{T}) \left(1 - \frac{N_k(\mathcal{T})}{\mathbb{E}[N_k(\mathcal{T})]} \right) \right] \\
&= \text{Cov} \left(\hat{\mu}_k(\mathcal{T}), \left(1 - \frac{N_k(\mathcal{T})}{\mathbb{E}[N_k(\mathcal{T})]} \right) \right) \\
&= -\frac{\text{Cov}(\hat{\mu}_k(\mathcal{T}), N_k(\mathcal{T}))}{\mathbb{E}[N_k(\mathcal{T})]}.
\end{aligned}$$

This completes the proof of the proposition.

C Additional simulation results

C.1 More on negative bias due to optimistic sampling

We conduct a simulation study in which we have three unit-variance Gaussian arms with $\mu_1 = 1, \mu_2 = 2$ and $\mu_3 = 3$. After sampling once from each arm, greedy, UCB and Thompson sampling are used to continue sampling until $T = 200$. We repeat the whole process from scratch 10^4 times for each algorithm to get an accurate estimate for the bias.

For UCB, we use $u_{t-1}(s, n) = \sqrt{\frac{2 \log(1/\delta)}{n}}$ with $\delta = 0.1$. For Thompson sampling, we use independent standard Normal priors for simplicity. We repeat the whole process from scratch 2000 times for each algorithm to get an accurate estimate for the bias.

Figure 4 shows the distribution of observed differences between sample means and the true mean for each arm under the greedy algorithm. Vertical lines correspond to biases. The example demonstrates that the sample mean is negatively biased under optimistic sampling rules. Similar results from UCB / Thompson sampling algorithms can be found in Section 4.1.

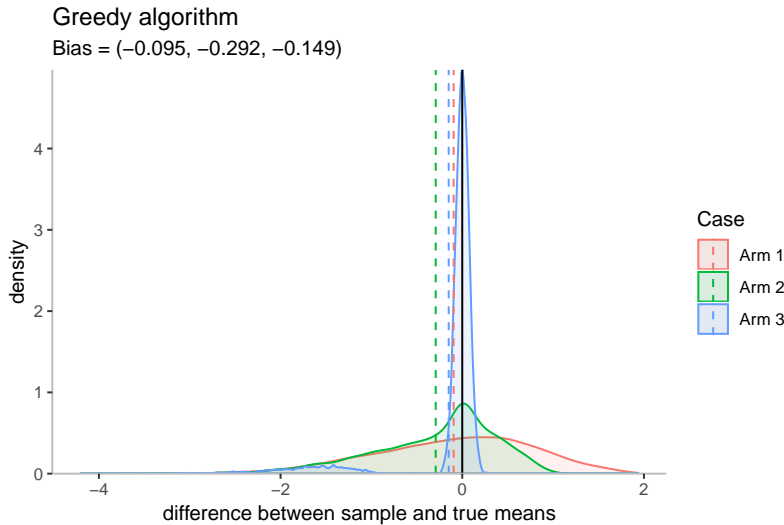


Figure 4: Data is collected by the greedy algorithm from three unit-variance Gaussian arms with $\mu_1 = 1, \mu_2 = 2$ and $\mu_3 = 3$. For all three arms, sample means are negatively biased.

C.2 Positive bias from optimistic choosing and stopping in identifying the largest mean

Suppose we have K arms with mean μ_1, \dots, μ_K . As we were in Section 4.3, we are interested not in each individual arm but in the arm with the largest mean. That is, our target of inference is $\mu_* := \max_{k \in [K]} \mu_k$.

Instead of using lil'UCB, we can draw a sample from each arm in a cyclic order for each time t and use a naive sequential procedure based on the following stopping time.

$$\mathcal{T}_M^\delta := \inf \{t \in \{K, 2K, \dots, MK\} : \hat{\mu}_{(1)}(t) > \hat{\mu}_{(2)}(t) + \delta\}, \quad (20)$$

where $M, \delta > 0$ are prespecified constants and $\hat{\mu}_{(k)}(t)$ is the k -th largest sample mean at time t . Once we stop sampling at time \mathcal{T}_M^δ , we can estimate the largest mean by the largest stopped sample mean $\hat{\mu}_{(1)}(\mathcal{T}_M^\delta)$.

The performance of this sequential procedure can vary based on underlying distribution of the arm and the choice of δ and M . However, we can check this optimistic choosing and stopping rules are jointly monotonic

increasing and thus the largest stopped sample mean $\hat{\mu}_{(1)}(\mathcal{T}_M^\delta)$ is always positively biased for any choice of δ and M .

To verify it with a simulation, in this section, we set 3 Gaussian arms with means $(\mu_1, \mu_2, \mu_3) = (1, 0, -1)$ and common unit variance. We conduct 10^4 trials of this sequential procedure with $M = 1000$ and $\delta = 0.7 \times g$. Figure 5 shows the distribution of observed differences between the chosen sample means and the corresponding true mean for each δ . Vertical lines correspond to biases. The simulation study demonstrate that, in all configurations, the largest stopped sample mean $\hat{\mu}_{(1)}(\mathcal{T}_M^\delta)$ is always positively biased. Note, in contrast to the lil'UCB case in Section 4.3, we have a larger bias for a smaller gap since the number of sample sizes are similar for each gaps due to the adaptive (and oracle) choice of the parameter δ but a smaller gap makes more difficult to identify largest mean correctly.

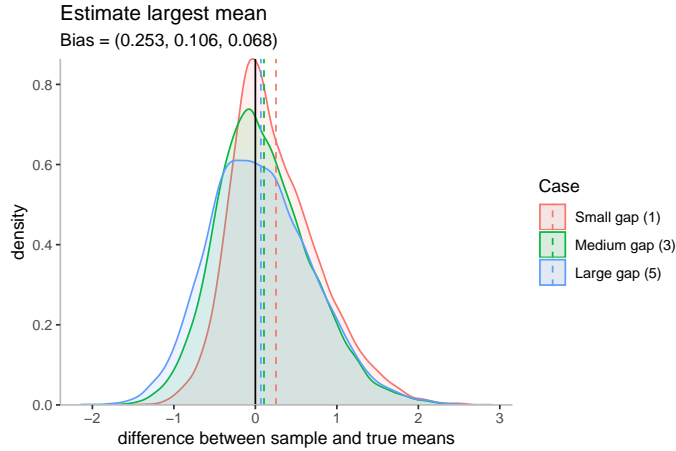


Figure 5: Data is collected by the sequential procedure described in Appendix C.2 under unit-variance Gaussian arms with $\mu_1 = g$, $\mu_2 = 0$ and $\mu_3 = -g$ for each gap parameter $g = 1, 3, 5$. For each gap g , we set the parameter $\delta = 0.7 \times g$ and $M = 1000$. For all cases, chosen sample means are positively biased.