

Efficient posterior sampling for high-dimensional imbalanced logistic regression

Deborshee Sen^{*1}, Matthias Sachs^{*2}, Jianfeng Lu² and David Dunson¹

¹Department of Statistical Science, Duke University

²Department of Mathematics, Duke University

Abstract

High-dimensional data are routinely collected in many application areas. In this article, we are particularly interested in classification models in which one or more variables are imbalanced. This creates difficulties in estimation. To improve performance, one can apply a Bayesian approach with Markov chain Monte Carlo algorithms used for posterior computation. However, current algorithms can be inefficient as n and/or p increase due to worsening time per step and mixing rates. One promising strategy is to use a gradient-based sampler to improve mixing while using data sub-samples to reduce per step computational complexity. However, usual sub-sampling breaks down when applied to imbalanced data. Instead, we generalize recent piece-wise deterministic Markov chain Monte Carlo algorithms to include stratified and importance-weighted sub-sampling. We also propose a new sub-sampling algorithm based on sorting data-points. These approaches maintain the correct stationary distribution with arbitrarily small sub-samples, and substantially outperform current competitors. We provide theoretical support and illustrate gains in simulated and real data applications.

Keywords: Imbalanced data; Logistic regression; Scalable inference; Sub-sampling; Zig-zag sampler.

1 Introduction

In developing algorithms for large datasets, much of the focus has been on optimization approaches that produce a point estimate with no characterization of uncertainty. This motivates scalable Bayesian algorithms. As variational methods and related analytic approximations lack theoretical support and can be inaccurate, this article focuses on posterior sampling algorithms.

One such class of methods is divide-and-conquer Markov chain Monte Carlo. The main idea is to divide data into chunks, run Markov chain Monte Carlo independently for each chunk, and then combine samples. There has been serious effort in this direction [32, 27, 24, 29]. However, combining samples inevitably leads to some bias, and accuracy theorems require sample sizes to increase within each subset.

Another approach targets an approximate version of the target distribution. One strategy first constructs a cheap estimate of the acceptance probability for a Metropolis-Hastings algorithm [17] and uses that as a first accept/reject step. Only if samples are accepted at this stage is the full acceptance probability calculated. This is known as delayed-acceptance Markov chain Monte Carlo [15, 28]. However, this also introduces a bias into the invariant distribution.

An alternative strategy uses sub-samples to approximate transition probabilities and reduce bottlenecks in calculating likelihoods and gradients [33]. Such approaches typically rely on uniform random sub-samples, which can be badly inefficient, as noted in an increasing frequentist literature on biased sub-sampling [13, 30]. The Bayesian literature has largely overlooked the use of biased sub-sampling in efficient algorithm design, though recent coreset approaches address a related problem [18, 9].

^{*}The two authors contributed equally to this paper.

A problem with sub-sampling Markov chain Monte Carlo is that it is almost impossible to preserve the correct invariant distribution. While there has been work on quantifying the error [20, 1], it is usually difficult to do so in practice. While the pseudo-marginal approach of [3] provides a potential solution, it is generally impossible to obtain the required unbiased estimators of likelihoods using sub-samples [19].

A promising recent direction has been using non-reversible samplers with sub-sampling within the framework of piece-wise deterministic Markov processes [8, 11, 6]. These approaches use the gradient of the log-likelihood, which can be replaced by a sub-sample-based unbiased estimator, so that the exactly correct invariant distribution is maintained. This article focuses on improving the efficiency of such approaches by using different forms of biased sub-sampling motivated concretely by logistic regression problems.

2 Logistic regression with sparse imbalanced data

2.1 Model

We focus on the logistic regression model

$$P(y = 1 \mid x, \xi) = \frac{1}{1 + \exp(-x^T \xi)}, \quad (1)$$

where $\xi = (\xi_1, \dots, \xi_p) \in \mathbb{R}^p$, $x = (x_1, \dots, x_p) \in \mathbb{R}^p$, and $y \in \{0, 1\}$. Consider data $(y^1, x^1), \dots, (y^n, x^n)$ from model (1), where $x^j = (x_1^j, \dots, x_p^j) \in \mathbb{R}^p$. For a prior distribution $p_0(\xi)$ on ξ , the posterior distribution is

$$\pi(\xi) = p_0(\xi) \prod_{j=1}^n \frac{\exp\{y^j (x^j)^T \xi\}}{1 + \exp\{(x^j)^T \xi\}} = \exp\{-U(\xi)\}, \quad (2)$$

where $(x^j)^T \xi = \sum_{i=1}^p x_i^j \xi_i \in \mathbb{R}$ and $U(\xi)$ denotes the potential function.

A popular algorithm for sampling from (2) is Pólya-Gamma data augmentation [26]. However, this performs poorly if there is large imbalance in class labels y [21]. Similar issues arise when the x_i^j s are imbalanced. Logistic regression is routinely used in broad fields and such imbalance issues are extremely common, leading to a clear need for more efficient algorithms. While adaptive Metropolis-Hastings can perform well in small n and p settings [16], issues arise in scaling to large datasets.

2.2 The zig-zag process

The zig-zag process [6] is a type of piece-wise deterministic Markov process which is particularly useful for logistic regression. Define $\mu(d\theta) = 2^{-p} \sum_{x \in \{-1, 1\}^p} \delta_x(\theta) d\theta$ to be the uniform measure on $\{-1, 1\}^p$. The zig-zag process is a continuous time stochastic process $\{\xi(t), \theta(t)\}_{t \geq 0}$ on the augmented space $\mathbb{R}^p \times \{-1, 1\}^p$, which under fairly mild conditions is ergodic with respect to the product measure $\tilde{\pi}(d\xi, d\theta) = \pi(d\xi) \otimes \mu(d\theta)$; in particular, $\xi(t)$ is ergodic with respect to the target measure π : for any π -integrable function φ ,

$$E_{\xi \sim \pi} \{\varphi(\xi)\} = \lim_{T \rightarrow \infty} \frac{1}{T} \int_0^T \varphi\{\xi(t)\} dt \quad (3)$$

holds almost surely, with $\xi(t)$ the position and $\theta(t)$ the velocity of the process at time t .

For a starting point ξ and velocity θ , the zig-zag process evolves deterministically as

$$\xi(t) = \xi + \theta t, \quad \theta(t) = \theta. \quad (4)$$

At a random time τ , a bouncing event flips the sign of one component of the velocity θ . The process then evolves as equation (4) with the new velocity until the next change in velocity. The time τ is the first arrival time of p independent Poisson processes with intensity functions $m_1(t), \dots, m_p(t)$, that is, $\tau = \tau_{i_0}$ with $i_0 = \operatorname{argmin}_{i \in \{1, \dots, p\}} \{\tau_i\}$. The sign flip applies $F_{i_0} : \{-1, 1\}^p \rightarrow \{-1, 1\}^p$ to $\theta(t)$, with $\{F_i(\theta)\}_k = \theta_k$ if $k \neq i$

and $-\theta_k$ if $k = i$. The intensity functions are of the form $m_i(t) = \lambda_i\{\xi(t), \theta(t)\}$, where λ_i is a rate function. A sufficient condition for the zig-zag process to satisfy equation (3) is

$$\lambda_i(\xi, \theta) - \lambda_i\{\xi, F_i(\theta)\} = \theta_i \partial_i U(\xi) \quad (i = 1, \dots, p) \quad (5)$$

[6]. This condition is satisfied if and only if there exist non-negative functions $\gamma_1, \dots, \gamma_p$, such that $\lambda_i(\xi, \theta) = \gamma_i(\xi) + \{\theta_i \partial_i U(\xi)\}^+$ ($i = 1, \dots, p$); here $(x)^+ = \max\{0, x\}$ denotes the positive part of $x \in \mathbb{R}$.

If $\Lambda_i(t) = \int_0^t m_i(s) ds$ has a simple closed form, the arrival times τ_i can be sampled as $\tau_i = -\log \Lambda_i^{-1}(u)$ for $u \sim \text{Uniform}\{(0, 1)\}$. Otherwise, τ_i are obtained via Poisson thinning [23]. Assume we have continuous functions $M_i(t) : \mathbb{R}_+ \rightarrow \mathbb{R}_+$ such that

$$m_i(t) = \lambda_i(\xi + t\theta, \theta) \leq M_i(t) \quad (i = 1, \dots, p; \quad t \geq 0);$$

here $M_i(t)$ are upper computational bounds. Let $\tilde{\tau}_1, \dots, \tilde{\tau}_p$ denote the first arrival times of non-homogeneous Poisson processes with rates $M_1(t), \dots, M_p(t)$, and let $i_0 = \operatorname{argmin}_{i \in \{1, \dots, p\}} \{\tilde{\tau}_i\}$. A zig-zag process with intensity $m_i(t) = \lambda_i\{\xi(t), \theta(t)\}$ is still obtained if

- (a) $\xi(t)$ is evolved according to equation (4) for time $\tilde{\tau}_{i_0}$ instead of τ_{i_0} , and
- (b) the sign of θ_{i_0} is flipped at time $\tilde{\tau}_{i_0}$ with probability $m_{i_0}(\tilde{\tau}_{i_0})/M_{i_0}(\tilde{\tau}_{i_0})$.

Algorithmic details are provided in the Supplement.

The sub-sampling approach of [6] uses uniform sub-sampling of a single data point to obtain an unbiased estimate of the i -th partial derivative of the potential function

$$U(\xi) = U^0(\xi) + U_u(\xi) = U^0(\xi) + \sum_{j=1}^n U^j(\xi),$$

where $U^0(\xi) = -\log p_0(\xi)$ is from the prior and $U_u(\xi) = \sum_{j=1}^n U^j(\xi)$ with $U^j(\xi) = -\log p(y^j | x^j, \xi)$ ($j = 1, \dots, n$) is from the data. Their sub-sampling algorithm preserves the correct stationary distribution. Let ξ^* denote a reference point, usually chosen as a mode of the target distribution. The authors consider estimates of the form

$$\widehat{\partial}_i U(\xi, J) = \{n \partial_i U^J(\xi) + \partial_i U^0(\xi)\} - \zeta \{n \partial_i U^J(\xi^*) + \partial_i U^0(\xi^*) - \partial_i U(\xi^*)\}, \quad (6)$$

where $J \sim \text{Uniform}\{1, \dots, n\}$ indexes the sampled data point and $\zeta \in \{0, 1\}$; if $\zeta = 1$, the second term is a control variate. This estimate is used to construct a stochastic rate function as

$$\widehat{m}_i^J(t) = \left\{ \theta_i \widehat{\partial}_i U(\xi + t\theta, J) \right\}^+. \quad (7)$$

By using upper bounds satisfying $\max_{j \in \{1, \dots, n\}} \widehat{m}_i^j(t) \leq M_i(t)$ for all $t \geq 0$, the rate functions $m_i(t)$ can be replaced by stochastic versions $\widehat{m}_i^J(t)$, with J being resampled at every iteration. This results in a zig-zag process with effective bouncing rate $\widehat{\lambda}_i(\xi, \theta) = n^{-1} \sum_{j=1}^n \{\theta_i \widehat{\partial}_i U(\xi, j)\}^+$ satisfying equation (5). We refer to the resulting algorithm as zig-zag with sub-sampling when $\zeta = 0$ and zig-zag with control variates when $\zeta = 1$.

3 Improved sub-sampling

3.1 General framework

We introduce generalizations of the above approach to replace uniform sub-sampling with importance sampling (Section 3.2), allow general mini-batches instead of sub-samples of size one (Section 3.3), and further improve mixing via stratified sub-sampling with control variates (Sections 3.4-3.5). Our motivation is to (a)

increase sampling efficiency, and (b) simplify construction of upper bounds. We achieve (b) by letting the Poisson process which determines bouncing times in component $i \in \{1, \dots, p\}$ to be a super-positioning of two independent Poisson processes with state dependent bouncing rates

$$\lambda_i^{pr}(\xi, \theta) = \{\theta_i \partial_i U^0(\xi)\}^+ \quad \text{and} \quad \lambda_i^l(\xi, \theta) = \left\{ \theta_i \partial_i U_{ll}(\xi) \right\}^+ + \gamma_i(\xi) \quad (8)$$

respectively. A non-negative refreshment intensity γ_i is induced by sub-sampling, so the super-positioning of the two processes defines a zig-zag process which preserves the target measure π . This follows from the fact that the corresponding state dependent bouncing rate

$$\lambda_i(\xi, \theta) = \lambda_i^{pr}(\xi, \theta) + \lambda_i^l(\xi, \theta) \quad (9)$$

of the super-positioning satisfies equation (5). We achieve (a) through general forms of the estimator $\widehat{\partial}_i U$ in the Poisson thinning step obtained through non-uniform sub-sampling. More precisely, we implement variants of the zig-zag process with data sub-sampling where we simulate the Poisson process with rate $\lambda_i^l(\xi, \theta)$ using unbiased estimators $\widehat{\partial}_i U_{ll}$ ($i = 1, \dots, p$) of the partial derivatives of the negative log-likelihood function in the Poisson thinning step. The following proposition shows such an approach – implemented in Algorithm 1 – results in a zig-zag process preserving the target measure π .

Proposition 3.1. *Let μ_i , $i \in \{1, \dots, p\}$, be a probability measure such that $\widehat{\partial}_i U_{ll}(\xi, a)$, $a \sim \mu_i$, is an unbiased estimator of the i -th partial derivative of negative log-likelihood function $\partial_i U_{ll}(\xi)$. Let $m_i^l(t, a) = \{\theta_i \widehat{\partial}_i U_{ll}(\xi + t\theta, a)\}^+$ and $M_i^l(t)$ be such that for all a and $t \geq 0$, $m_i^l(t, a) \leq M_i^l(t)$. Similarly, let $m_i^{pr}(t) = \{\theta_i \partial_i U^0(\xi + t\theta)\}^+$ and $M_i^{pr}(t)$ be such that for all $t \geq 0$, $m_i^{pr}(t) \leq M_i^{pr}(t)$. Then the zig-zag process generated by Algorithm 1 preserves the target measure π , and the effective bouncing rate of the generated zig-zag process is of the form $\lambda_i(\xi, \theta) = \lambda_i^{pr}(\xi, \theta) + \lambda_i^l(\xi, \theta)$, with*

$$\lambda_i^{pr}(\xi, \theta) = \{\theta_i \partial_i U^0(\xi)\}^+ \quad \text{and} \quad \lambda_i^l(\xi, \theta) = E_{a \sim \mu_i} \left[\left\{ \theta_i \widehat{\partial}_i U_{ll}(\xi, a) \right\}^+ \right]. \quad (10)$$

We have decomposed the stochastic rate function from equation (7) as the sum of a deterministic part $m_i^{pr}(t)$ for the prior and a stochastic part $m_i^l(t, a)$ for the data, where the stochasticity is with respect to sub-sampling. This construction is related to ideas in [8]. The proof of Proposition 3.1 generalizes that of Theorem 4.1 in [6], and results similar to Proposition 3.1 are in [31]. However, these ideas have not been exploited to design improved sub-sampling strategies. Our construction using two independent Poisson processes allows Poisson thinning of each process separately and simplifies construction of tight upper bounds for certain sub-sampling schemes, see Section 3.2 below.

In the remainder of this article, we restrict considerations to situations where one of the following assumptions on the terms U^j in the log-likelihood function apply.

Assumption 3.1. *The partial derivatives of U^j are uniformly bounded, that is, there exist constants $c_i^j > 0$ ($i = 1, \dots, p; j = 1, \dots, n$), such that for all $\xi \in \mathbb{R}^p$, $|\partial_i U^j(\xi)| \leq c_i^j$.*

Assumption 3.2. *The partial derivatives of U^j are globally Lipschitz, that is, for suitable $r \geq 1$, there are constants $C_i^j > 0$ ($i = 1, \dots, p; j = 1, \dots, n$), such that for all $\xi_1, \xi_2 \in \mathbb{R}^p$, $|\partial_i U^j(\xi_1) - \partial_i U^j(\xi_2)| \leq C_i^j \|\xi_1 - \xi_2\|_r$.*

To adapt equation (6) to Algorithm 1, choose the estimator of partial derivatives as

$$\widehat{\partial}_i U_{ll}(\xi, J) = n \partial_i U^J(\xi) - \zeta \{n \partial_i U^J(\xi^*) - \partial_i U_{ll}(\xi^*)\}, \quad (11)$$

with $J \sim \text{Uniform}[\{1, \dots, n\}]$ and $\zeta \in \{0, 1\}$. For $\zeta = 0$ under Assumption 3.1, we can bound realizations of the stochastic rate function $m_i^l(t, J)$ by $M_i^l(t) = c_i$ for $c_i = n \max_{j \in \{1, \dots, n\}} c_i^j$. Similarly, if Assumption 3.2 holds and $\zeta = 1$, we can bound realizations of $m_i^l(t, J)$ by $M_i^l(t) = \{\theta \partial_i U_{ll}(\xi^*)\}^+ + n C_i(\|\xi - \xi^*\|_r + t p^{1/r})$ for

Input: Starting point $\xi^{(0)} \in \mathbb{R}^p$, initial velocity $\theta^{(0)} \in \{-1, 1\}^p$, maximum number of bouncing attempts N_{attempts} .

- 1: Set $t^{(0)} = 0$.
- 2: **for** $k = 1, \dots, N_{\text{attempts}}$ **do**
- 3: Draw $\tilde{\tau}_i, \hat{\tau}_i$ ($i = 1, \dots, p$) such that

$$\mathbb{P}(\tilde{\tau}_i \geq t) = \exp \left\{ - \int_0^t M_i^{ll}(s) ds \right\}, \quad \mathbb{P}(\hat{\tau}_i \geq t) = \exp \left\{ - \int_0^t M_i^{pr}(s) ds \right\}.$$

- 4: Let $i_0 = \operatorname{argmin}_i \{\tilde{\tau}_i\}$, $j_0 = \operatorname{argmin}_i \{\hat{\tau}_i\}$, and set $\tau = \min\{\tilde{\tau}_{i_0}, \hat{\tau}_{j_0}\}$.
- 5: Evolve position: set $\{t^{(k+1)}, \xi^{(k+1)}\} = \{t^{(k)} + \tau, \xi^{(k)} + \theta^{(k)} \tau\}$.
- 6: **if** $\hat{\tau}_{j_0} < \tilde{\tau}_{i_0}$ **then**
- 7: Bounce: flip sign of the velocity of the i_0 -th component, $\theta^{(k+1)} = F_{i_0}\{\theta^{(k)}\}$.
- 8: **else**
- 9: Draw $B \sim \mu_i, u \sim \text{Uniform}\{(0, 1)\}$.
- 10: **if** $u < m_{i_0}^{ll}(\tau, B)/M_{i_0}^{ll}(\tau)$ **then**
- 11: Bounce: flip sign of the i_0 -th component of the velocity, $\theta^{(k+1)} = F_{i_0}\{\theta^{(k)}\}$.
- 12: **else**
- 13: Set $\theta^{(k+1)} = \theta^{(k)}$.
- 14: **end if**
- 15: **end if**
- 16: **end for**

Output: The path of a zig-zag process specified by skeleton points $\{\xi^{(k)}, \theta^{(k)}\}_{k=1}^{N_{\text{attempts}}}$ and bouncing times $\{t^{(k)}\}_{k=1}^{N_{\text{attempts}}}$.

Algorithm 1: Zig-zag algorithm with non-uniform sub-sampling

$C_i = n \max_{j \in \{1, \dots, n\}} C_i^j$. The state dependent bouncing rate λ of the resulting zig-zag process is as defined in equation (9), with $\lambda_i^{ll}(\xi, \theta)$ having the explicit form

$$\lambda_i^{ll}(\xi, \theta) = \frac{1}{n} \sum_{j=1}^n [n \partial_i U^j(\xi) - \zeta \{n \partial_i U^j(\xi^*) - \partial_i U_{ll}(\xi^*)\}]^+. \quad (12)$$

In the sequel, we consider the above two cases of Algorithm 1 as baselines for comparison. We introduce several sub-sampling schemes, corresponding to the measures μ_i in Proposition 3.1, and associated estimators and bounds as alternative cases of Algorithm 1. These are designed to improve sampling efficiency by either improving the diffusive properties of the zig-zag process, reducing the integrated auto-correlation time, or reducing the computational cost per simulated unit time interval.

3.2 Improving bounds via importance sampling

A generalization of the estimator $\hat{\partial}_i U_{ll}(\xi, J)$ is to consider the index J to be sampled from a non-uniform probability distribution ν_i , defined by $\nu_i[\{j\}] = \omega_i^j$ ($j = 1, \dots, n$), where $\omega_1, \dots, \omega_n > 0$ are weights satisfying $\sum_{j=1}^n \omega_j = 1$. It follows that

$$\hat{\partial}_i U_{ll}(\xi, J) = \zeta \partial_i U_{ll}(\xi^*) + (\omega_i^J)^{-1} \{ \partial_i U^J(\xi) - \zeta \partial_i U^J(\xi^*) \}, \quad J \sim \nu_i,$$

with $\zeta \in \{0, 1\}$ defines an unbiased estimator of $\partial_i U_{ll}$. For $\zeta = 0$,

$$M_i^{ll}(t) = \tilde{c}_i(\omega) \quad \text{with} \quad \tilde{c}_i = \max_{j \in \{1, \dots, n\}} \frac{c_i^j}{\omega_i^j} \quad (13)$$

defines an upper bound for rate function $m_i^u(t, a)$ under Assumption 3.1. Similarly, if $\zeta = 1$ and Assumption 3.2 holds,

$$M_i^u(t) = \{\theta \partial_i U_U(\xi^*)\}^+ + n \tilde{C}_i(\omega) \left(\|\xi - \xi^*\|_r + tp^{1/r} \right) \quad \text{with} \quad \tilde{C}_i(\omega) = \max_{j \in \{1, \dots, n\}} \frac{C_i^j}{\omega_i^j} \quad (14)$$

is an upper bound for $m_i^u(t, a)$. By Proposition 3.1, the resulting zig-zag process generated by Algorithm 1 preserves in either setup the target measure π . The contribution λ_i^u to the effective bouncing rate is $\lambda_i^u(\xi, \theta) = E_{J \sim \nu_i} \{\hat{\partial}_i U_U(\xi, J)\} = n^{-1} \sum_{j=1}^n [n \partial_i U^{J_j}(\xi) - \zeta \{n \partial_i U^{J_j}(\xi^*) - \partial_i U_U(\xi^*)\}]^+$, which is identical to (12). Hence, for either choice of ζ , the effective bouncing rate remains unchanged from that for uniform sub-sampling. We can minimize magnitudes of upper bounds (13) and (14) by choosing the weight vector ω_i such that the constants \tilde{c}_i and \tilde{C}_i are minimized. This can be verified to be the case when $\omega_i^j = a_i^j / \bar{a}_i$ ($j = 1, \dots, n$) with

$$\bar{a}_i = \sum_{j=1}^n a_i^j, \quad a_i^j = \begin{cases} c_i^j, & \zeta = 0, \\ C_i^j, & \zeta = 1. \end{cases}$$

3.3 Improving mixing via mini-batches

In algorithms such as stochastic gradient descent [7], stochastic gradient Langevin [33], and their variants, mini-batches of size larger than one are used to decrease the variance of gradient estimates, which typically improves convergence. In the context of piece-wise deterministic Markov processes, the motivation of using mini-batches of size larger than one is to reduce the effective refreshment rate, which for large effective refreshment rates improves the mixing of the process [2].

The following propositions provide an explicit form for the refreshment rate γ_i induced by sub-sampling, and corresponding upper bounds.

Proposition 3.2. *The refreshment rate $\gamma_i(\xi)$ induced by sub-sampling is $\gamma_i(\xi) = \{E_{a \sim \mu_i} |\hat{\partial}_i U_U(\xi, a)| - |\partial_i U_U(\xi)|\} / 2$.*

Proposition 3.3. *The refreshment rate $\gamma_i(\xi)$ is bounded from above by the standard deviation of the estimator as $\gamma_i(\xi) \leq [\text{var}_{a \sim \mu_i} \{\hat{\partial}_i U_U(\xi, a)\}]^{1/2} / 2$.*

The framework of Algorithm 1 allows us to consider estimates of $\partial_i U_U$ using sub-samples of size larger than one: we consider a mini-batch $B = (J_1, \dots, J_m) \sim \mu_i$ of random indices $J_k \in \{1, \dots, n\}$ ($k = 1, \dots, m$), so that $\hat{\partial}_i U_U(\xi, B)$ is an unbiased estimator of $\partial_i U_U(\xi)$. Typically, entries of the mini-batch are sampled uniformly and independently from the data-set, so that μ_i is the uniform measure on $\{1, \dots, n\}^m$. This yields unbiased estimators of the form

$$\hat{\partial}_i U_U(\xi, B) = \frac{1}{m} \sum_{k=1}^m [n \partial_i U^{J_k}(\xi) - \zeta \{n \partial_i U^{J_k}(\xi^*) - \partial_i U_U(\xi^*)\}],$$

$$J_1, \dots, J_m \sim \text{Uniform}[\{1, \dots, n\}],$$

$\zeta \in \{0, 1\}$. Since for any function $g : \{1, \dots, n\} \rightarrow \mathbb{R}$, we have $\max_{b \in \{1, \dots, n\}^m} m^{-1} \sum_{k=1}^m g(b_k) = \max_{b \in \{1, \dots, n\}} g(b)$, it follows that upper bounds for mini-batch size $m = 1$ are also upper bounds for the stochastic rate functions associated with the estimate $\hat{\partial}_i U_U(\xi, B)$ if $m > 1$. By the same arguments, we can conclude the following Lemma 3.1, which justifies using the bounds derived in Section 3.2 for importance sub-sampling with a mini-batch of size $m = 1$ in the setup of mini-batches of arbitrary size $m \geq 1$.

Lemma 3.1. *Let*

$$\hat{\partial}_i U_U(\xi, B) = \frac{1}{m} \sum_{k=1}^m \left[\zeta \partial_i U_U(\xi^*) + (\omega_i^J)^{-1} \{ \partial_i U^{J_k}(\xi) - \zeta \partial_i U^{J_k}(\xi^*) \} \right], \quad J_1, \dots, J_m \sim \nu_i,$$

where $B = (J_1, \dots, J_m)$ and ν_i and ω_i are as defined in Section 3.2. The value of $\max_{B \in \{1, \dots, n\}^m} \hat{\partial}_i U_U(\xi, B)$ does not depend on the size of the mini-batch B .

If we consider mini-batches of size m , the effective bouncing rate $\lambda_i^{l, (m)}$ of the process generated by Algorithm 1 when used with the above described estimators can be computed as

$$\lambda_i^{l, (m)}(\xi, \theta) = \frac{1}{n^m} \sum_{(j_1, \dots, j_m) \in \{1, \dots, n\}^m} \left[\frac{1}{m} \sum_{k=1}^m n \partial_i U^{j_k}(\xi) - \zeta \{n \partial_i U^{j_k}(\xi^*) - \partial_i U_l(\xi^*)\} \right]^+.$$

The effective refreshment rate $\gamma_i^{l, (m)}(\xi) = \lambda_i^{l, (m)}(\xi, \theta) - \{\theta_i \partial_i U_l(\xi)\}^+$ is reduced with increased mini-batch size, as the following lemma shows.

Lemma 3.2. *For all $\xi \in \mathbb{R}^p$, $\theta \in \{-1, 1\}^p$, $m \geq 1$, we have $\gamma_i^{l, (m+1)}(\xi) \leq \gamma_i^{l, (m)}(\xi)$.*

3.4 Improving mixing via stratified sub-sampling

To further enhance mixing, we also design an approach based on stratified sub-sampling using control variates. To simplify notation, we only describe construction of rates and bounds when $\zeta = 0$ in equation (11); this can easily be adapted for the case $\zeta = 1$. Suppose we divide the data index set $\{1, \dots, n\}$ into m strata $\{\mathcal{S}_i^k\}_{k=1}^m$, which are such that for every component index $i \in \{1, \dots, p\}$, the sets $\{\mathcal{S}_i^k\}_{k=1}^m$ form a partition of $\{1, \dots, n\}$; that is, $\bigcup_{k=1}^m \mathcal{S}_i^k = \{1, \dots, n\}$, and $\mathcal{S}_i^k \cap \mathcal{S}_i^{k'} = \emptyset$ for $k \neq k'$. If we consider the mini-batch B to be sampled such that the k -th entry of B is sampled independently and uniformly from the strata \mathcal{S}_i^k , that is, $B = (J_1, \dots, J_m)$, $J_k \sim \text{Uniform}(\mathcal{S}_i^k)$ ($k = 1, \dots, m$), then it is easy to verify that

$$\widehat{\partial}_i U_l(\xi, a) = \sum_{k=1}^m |\mathcal{S}_i^k| \partial_i U^{J_k}(\xi), \quad J_k \sim \text{Uniform}(\mathcal{S}_i^k) \quad (k = 1, \dots, m), \quad (15)$$

defines an unbiased estimator for $\partial_i U_l(\xi)$. When constructing upper bounds for the corresponding stochastic rate function, stratified sub-sampling can only improve upon the upper bounds used in uniform sub-sampling, since

$$\begin{aligned} m_i^{ll}(t, B) &= \left\{ \theta_i \sum_{k=1}^m |\mathcal{S}_i^k| \partial_i U^{J_k}(\xi + t\theta) \right\}^+ \leq \sum_{k=1}^m |\mathcal{S}_i^k| \{\theta_i \partial_i U^{J_k}(\xi + t\theta)\}^+ \\ &\leq \sum_{k=1}^m |\mathcal{S}_i^k| \frac{M_i^{ll}(t)}{n} = M_i^{ll}(t), \end{aligned}$$

where $\{M_i^{ll}(t)\}_{i=1}^p$ are the upper bounds derived in Section 3.1. Hence, Algorithm 1 parameterized with $\widehat{\partial}_i U_l$ as defined in equation (15) and corresponding upper bounds $\{M_i^{ll}\}_{i=1}^p$ generates a zig-zag process with effective bouncing rates $\lambda_i^{ll}(\xi, \theta) = (1/|\tilde{\mathcal{C}}|) \times \sum_{(j_1, \dots, j_m) \in \tilde{\mathcal{C}}} \{\theta_i \sum_{k=1}^m |\mathcal{S}_i^k| \partial_i U^{j_k}(\xi)\}^+$, where $\tilde{\mathcal{S}} = \mathcal{S}_i^1 \times \dots \times \mathcal{S}_i^m$.

It is also possible to combine stratified sub-sampling with importance sub-sampling as follows. As in Section 3.2, weights ω_i^j , $j \in \mathcal{S}_i^k$ ($k = 1, \dots, m$), can be assigned within the strata such that $\sum_{j \in \mathcal{S}_i^k} \omega_i^j = |\mathcal{S}_i^k|/n$. Defining measures ν_i^1, \dots, ν_i^m on $\mathcal{S}_i^1, \dots, \mathcal{S}_i^m$ respectively such that $\nu_i^k[\{j\}] \propto \omega_i^j$ ($k = 1, \dots, m$), one can verify that $\widehat{\partial}_i U_l(\xi, a) = m^{-1} \sum_{k=1}^m (\omega_i^{J_k})^{-1} \partial_i U^{J_k}(\xi)$, $J_k \sim \nu_i^k$ ($k = 1, \dots, m$), is an unbiased estimator for $\partial_i U_l(\xi)$. The optimal importance weights can be chosen as in Section 3.2.

3.5 Construction of strata

We describe how gradient information at a reference point $\xi^* \in \mathbb{R}^p$ can be used to construct strata for the above described estimator so that under the regularity conditions of Assumption 3.2, the refreshment rate γ_i of the associated zig-zag process is provably reduced within some vicinity of ξ^* : by Proposition 3.2, the effective refreshment rate which is induced by the stratified sub-sampling approach is of the form

$$\gamma_i(\xi) = \frac{1}{2} \left\{ E_{B \sim \mu_i} \left| \sum_{k=1}^m |\mathcal{S}_i^k| \partial_i U^{J_k}(\xi) \right| - |\partial_i U_l(\xi)| \right\}.$$

Moreover, if Assumption 3.2 is satisfied, it follows that $\gamma_i(\xi) \leq \gamma_i(\xi^*) + (C_i/2) \times \|\xi - \xi^*\|_r$ for all $\xi \in \mathbb{R}^p$, since

$$\begin{aligned} & \max_{(j_1, \dots, j_k) \in \tilde{\mathcal{S}}} \left| \sum_{k=1}^m |\mathcal{S}_i^k| \partial_i U^{j_k}(\xi) - \sum_{k=1}^m |\mathcal{S}_i^k| \partial_i U^{j_k}(\xi^*) \right| \\ & \leq n \max_{j \in \{1, \dots, m\}} |\partial_i U^{j_k}(\xi) - \partial_i U^{j_k}(\xi^*)| \leq C_i \|\xi - \xi^*\|_r \end{aligned}$$

for all $\xi \in \mathbb{R}^p$. This suggests that in order to minimize the refreshment rate γ_i in the vicinity of the reference point ξ^* , we construct the strata as the solution of the minimization problem

$$\{\mathcal{S}_i^k\}_{k=1}^m = \operatorname{argmin}_{\{\tilde{\mathcal{S}}_i^k\}_{k=1}^m} E_{B \sim \mu_i} \left| \sum_{k=1}^m |\tilde{\mathcal{S}}_i^k| \partial_i U^{j_k}(\xi^*) \right|. \quad (16)$$

Solving equation (16) may be hard if the number of strata m is large. For this reason, we instead consider strata constructed as the solution of the minimization problem

$$\{\mathcal{S}_i^k\}_{k=1}^m = \operatorname{argmin}_{\{\tilde{\mathcal{S}}_i^k\}_{k=1}^m} \sum_{k=1}^m |\tilde{\mathcal{S}}_i^k| \operatorname{diam} \left[\left\{ \partial_i U^j(\xi) : j \in \tilde{\mathcal{S}}_i^k \right\} \right], \quad (17)$$

where for a discrete set $A \subset \mathbb{R}$, $\operatorname{diam}(A) = \max(A) - \min(A)$ is the diameter of the set A . This approximation is justified by noticing that the objective function of (17) is an upper bound of the original objective $\gamma_i(\xi^*)$ as shown in the following proposition, which is a consequence of Lemma A.1 in the appendix.

Proposition 3.4. *Consider the estimator $\hat{\partial}_i U_{ll}$ as defined in equation (15). The refreshment rate γ_i due to sub-sampling is bounded from above as $\gamma_i(\xi) \leq \sum_{k=1}^m |\mathcal{S}_i^k| \operatorname{diam}[\{\partial_i U^j(\xi) : j \in \mathcal{S}_i^k\}]/2$.*

We provide an efficient algorithm in the supplementary material which can be used to compute an approximate solution of this optimization problem. Under certain regularity conditions on the log-likelihood function, one may construct strata by minimizing an upper bound for the variance of the estimate (15) which holds uniformly in ξ [35]. Since by Proposition 3.3 that upper bound is also an upper bound for the refreshment rate, this provides an alternative approach for constructing strata. Moreover, in practice one may also include other a priori available information on the data to inform the construction of the strata (see the construction of strata for the example described in Section 5).

4 Numerical Examples

4.1 Computational bounds

To keep things simple, we consider the prior to be $p_0(\xi) = \text{Normal}_p(0, \Sigma)$; we discuss other choices in the supplementary material. The corresponding negative log density function is $U(\xi) = \xi^T \Sigma^{-1} \xi / 2 + \sum_{j=1}^n [\log[1 + \exp\{(x^j)^T \xi\}] - y^j (x^j)^T \xi]$. We let $\Sigma = \sigma^2 I_p$ and derive computational bounds as in [6]. We write $U(\xi) = U^0(\xi) + \sum_{j=1}^n U^j(\xi)$ with $U^0(\xi) = \xi^T \xi / (2\sigma^2)$ and $U^j(\xi) = \log[1 + \exp\{(x^j)^T \xi\}] - y^j (x^j)^T \xi$ ($j = 1, \dots, n$). For $i \in \{1, \dots, p\}$, the i -th partial derivatives are $\partial_i U^0(\xi) = \xi_i / \sigma^2$ and $\partial_i U^j(\xi) = x_i^j \exp\{(x^j)^T \xi\} / [1 + \exp\{(x^j)^T \xi\}] - y^j x_i^j$ ($j = 1, \dots, n$), and can be bounded as $|\partial_i U^0(\xi)| \leq |\xi_i| / \sigma^2$ and $|\partial_i U^j(\xi)| \leq \max_{j \in \{1, \dots, n\}} |x_i^j|$. We have thus the following bounds in Proposition 3.1:

$$\{\partial_i U^0(\xi + \theta t)\}^+ \leq \underbrace{\frac{|\xi_i|}{\sigma^2} + \frac{t}{\sigma^2}}_{M_i^{p^r}(t)} \quad \text{and} \quad \{n \partial_i U^j(\xi + \theta t)\}^+ \leq n \underbrace{\max_{j \in \{1, \dots, n\}} |x_i^j|}_{M_i^{ll}(t)}$$

and thus Assumption 3.1 is satisfied with $c_i^j = n |x_i^j|$ ($j = 1, \dots, n$). For $\xi_1, \xi_2 \in \mathbb{R}^p$, [6] show that Assumption 3.2 is satisfied with $r = 2$ and $C_i^j = n |x_i^j| \|x^j\|_2 / 4$.

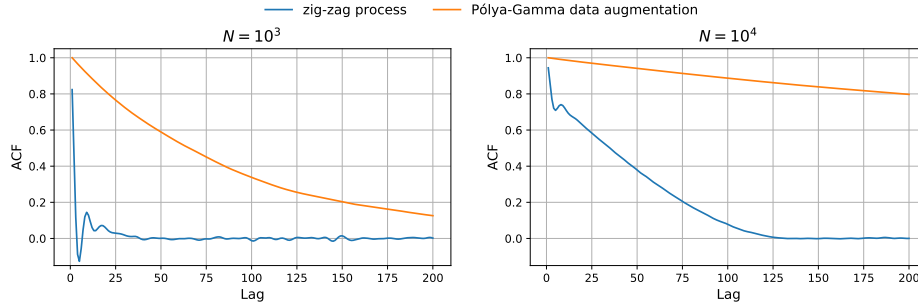


Figure 1: Auto-correlation function (ACF) for samples obtained when there is one success out of n from (a) Pólya-Gamma data augmentation, and (b) the zig-zag sampler without sub-sampling or control variates.

4.2 Imbalance in responses

To investigate the performance of the zig-zag process without sub-sampling on logistic regression with imbalanced data, we consider an example from [21]. To this end, we choose $p = 1$ and $x^1 = \dots = x^n = 1$. We also set $y^1 = 1$ and $y^j = 0$ for $j = 2, \dots, n$, and choose $\sigma^2 = 10^2$. We run Pólya-Gamma data augmentation for N_{samples} iterations and run the zig-zag sampler for the same number N_{samples} of bouncing attempts; these involve comparable computational costs. Since the zig-zag process returns a continuous path, we extract N_{samples} equally-spaced samples from the path. We then plot the auto-correlation functions in Figure 1. We observe that the zig-zag sampler mixes much faster than Pólya-Gamma data augmentation.

4.3 Imbalance in covariates

We introduce covariates and consider different sub-sampling strategies: uniform sub-sampling with and without control variates; importance sub-sampling without and with control variates; and stratified-sub-sampling without and with importance sub-sampling within strata, referred to as “sorted sub-sampling without weighting” and “hybrid sub-sampling” respectively.

We consider scaling of the sub-sampling schemes with the number of observations n . We fix the dimension $p = 200$ and choose the number of observations $n \in \{10^3, 5 \times 10^3, 10^4, 2 \times 10^4, 5 \times 10^4\}$. The corresponding data sets are simulated such that they are sparse in covariates with the proportion of non-zero values being $10^{-1}, 2 \times 10^{-2}, 10^{-2}, 5 \times 10^{-3}$ and 2×10^{-3} respectively, and the non-zero covariates being simulated from a $\text{Normal}(0, 1)$ distribution. The responses are simulated such that the proportion of ones are $10^{-2}, 2 \times 10^{-3}, 10^{-3}, 5 \times 10^{-4}$ and 2×10^{-4} respectively. In this case, the number of non-zero values among covariates is kept approximately constant across experiments, as is the number of ones among responses. We consider mixing time of the slowest mixing component and plot this in Figure 2, and observe that the proposed sub-sampling strategies improve performance relative to uniform sub-sampling.

4.4 High-dimensional sparse example

We consider a setting with number of dimensions $p = 10^4$ and number of observations $n = 10^6$. In addition, we make the data sparse by only setting 1% of the covariates to be non-zero, with these being simulated from a $\text{Normal}(0, 1)$ distribution. We further simulate $\xi_1, \dots, \xi_p \sim \text{Normal}(0, 1)$ and then simulate y from model (1). In this high-dimensional sparse example, uniform sub-sampling proves to be highly inefficient since the probability of selecting non-zero values from the covariates is very low. We therefore only show auto-correlation function plots for importance sub-sampling with and without control variates, and for stratified sub-sampling with and without control variates. In addition, we consider an adaptive pre-conditioning version of the zig-zag process which is described in the appendix. We show plots for zig-zag without and

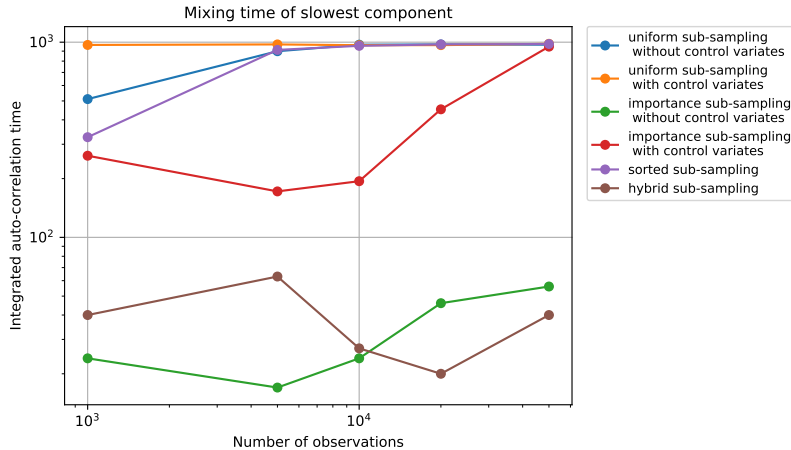


Figure 2: Mixing of zig-zag sampler with different sub-sampling schemes.

with adaptive pre-conditioning in Figure 3. We observe that adaptive pre-conditioning further improves performance.

5 Real data example

We consider an imbalanced dataset [12], obtained from the machine learning repository [10]. This has 858 observations with 26 predictors. The responses are whether an individual has cancer or not, with only 18 out of 858 individuals having cancer. The predictors include various things such as the number of sexual partners, hormonal contraceptives, and number of smokes per year. The predictors are also imbalanced with more than half the predictors having approximately 80% zeros. For hybrid sub-sampling, we first split the data into two groups by class labels and then apply the clustering algorithm. The results are in Figure 4, where we observe that the hybrid sub-sampling strategy improves performance relative to other approaches.

6 Conclusion

Sub-sampling data is increasingly important in a variety of scenarios, particularly for big and high-dimensional data. Sub-sampling for traditional Markov chain Monte Carlo schemes can be tricky as the resulting chains induce an error in the invariant distribution that can be difficult to quantify. We have considered an exciting recent class of algorithms, known as piece-wise deterministic Markov processes, which allow sub-sampling without modifying the invariant measure. We have introduced improved sub-sampling schemes for this class of algorithms as compared to uniform sub-sampling. We have especially focused on imbalanced data; our proposed schemes can perform significantly better than traditional sub-sampling schemes for such problems.

Acknowledgement

This research was partially supported by grants from the United States National Science Foundation and National Institutes of Health.

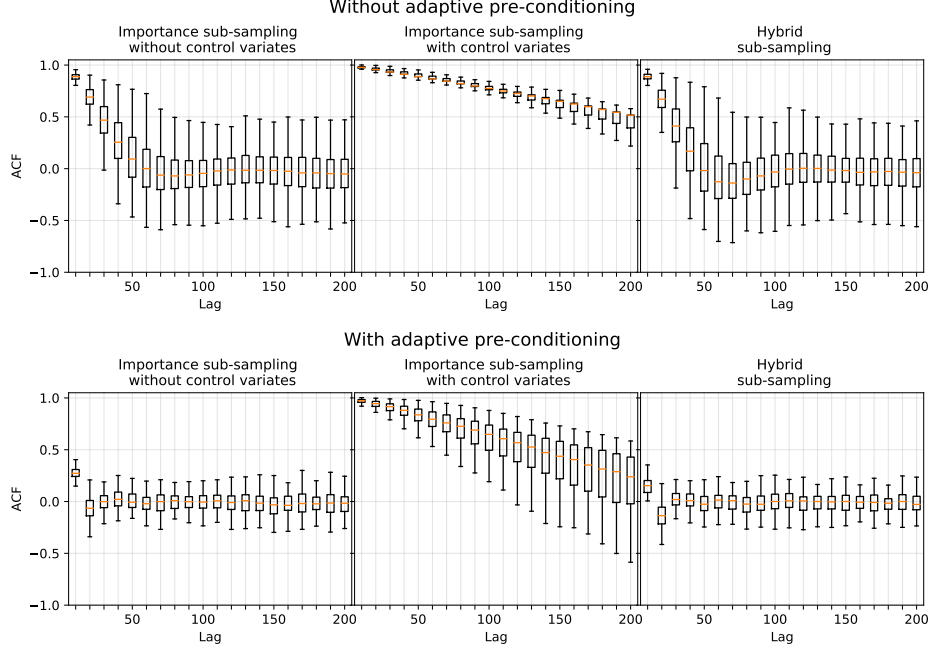


Figure 3: Auto-correlation functions (ACFs) across dimensions for the high-dimensional sparse example.

Appendices

A Proofs

Proof of Lemma 3.2. Let $B = (j_1, \dots, j_m)$ for $B \in \{1, \dots, n\}^m$. The result of Lemma 3.2 follows as

$$\begin{aligned}
\lambda_i^{ll, (m)}(\theta, \xi) &= \frac{1}{n^m} \frac{1}{m} \sum_{B \in \{1, \dots, n\}^m} \left\{ \sum_{k=1}^m \theta_i \partial_i U^{j_k}(\xi) \right\}^+ = \frac{1}{n^{m+1}} \sum_{B \in \{1, \dots, n\}^{m+1}} \frac{1}{m} \left\{ \sum_{k=1}^m \theta_i \partial_i U^{j_k}(\xi) \right\}^+ \\
&= \frac{1}{n^{m+1}} \frac{1}{m+1} \sum_{B \in \{1, \dots, n\}^{m+1}} \sum_{s=1}^{m+1} \frac{1}{m} \left\{ \sum_{k \in \{1, \dots, m+1\} \setminus \{s\}} \theta_i \partial_i U^{j_k}(\xi) \right\}^+ \\
&\geq \frac{1}{n^{m+1}} \frac{1}{m+1} \sum_{B \in \{1, \dots, n\}^{m+1}} \left\{ \sum_{s=1}^{m+1} \frac{1}{m} \sum_{k \in \{1, \dots, m+1\} \setminus \{s\}} \theta_i \partial_i U^{j_k}(\xi) \right\}^+ \\
&= \frac{1}{n^{m+1}} \frac{1}{m+1} \sum_{B \in \{1, \dots, n\}^{m+1}} \left\{ \sum_{k \in \{1, \dots, m+1\}} \theta_i \partial_i U^{j_k}(\xi) \right\}^+ = \lambda_i^{ll, (m+1)}(\theta, \xi)
\end{aligned}$$

□

Proof of Proposition 3.1. The conditional probability of a bounce at time $t^k + \tau$ in the i_0 -th coordinate given that $\tilde{\tau}_{i_0} < \hat{\tau}_{j_0}$ is

$$E_{a \sim \mu_{i_0}} \left\{ \frac{m_{i_0}^{ll}(\tau, a)}{M_{i_0}^{ll}(\tau)} \right\} = \frac{E_{a \sim \mu_{i_0}} \{ \theta_i \hat{\partial}_i U_{ll}(\xi + t\theta, a) \}^+}{M_{i_0}^{ll}(\tau)} = M_{i_0}^{ll}(\tau)^{-1} \lambda_{i_0}^{ll}(\xi + t\theta, \theta),$$

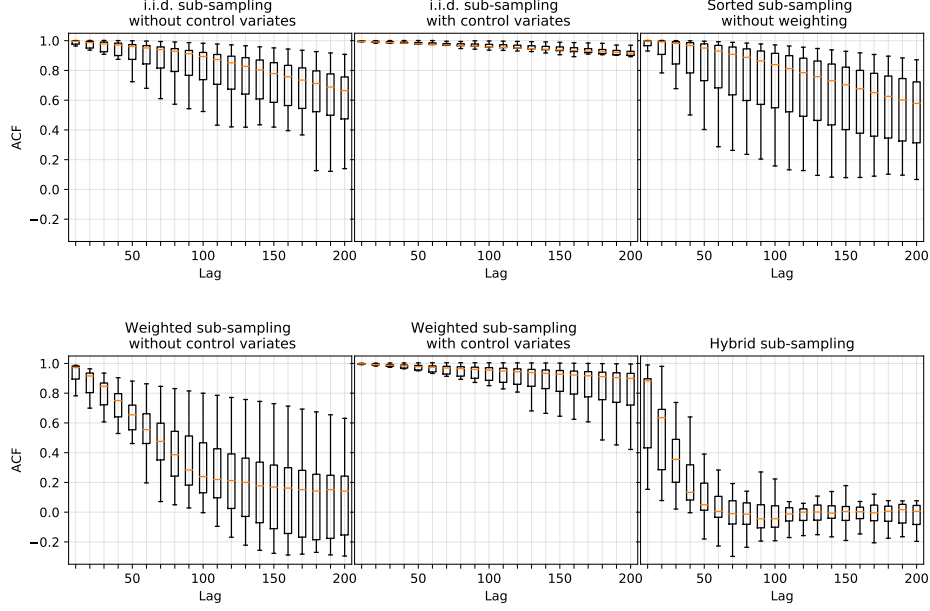


Figure 4: Auto-correlation functions (ACFs) across dimensions for the cervical cancer dataset.

with λ_i^u as defined in equation (10). Thus, since for all $t \geq 0$, $\lambda_i^u(\xi + t, \theta) \leq M_i^u(t)$, it follows that the resulting process is indeed a thinned Poisson process with rate function $t \mapsto \lambda_i^u(\xi + t\theta, \theta)$. This rate function λ_i^u satisfies

$$\begin{aligned}
\lambda_i^u(\xi, \theta) - \lambda_i^u\{\xi, F_i(\theta)\} &= E_{a \sim \mu_i} \left\{ \theta_i \widehat{\partial}_i U_{ll}(\xi, a) \right\}^+ - E_{a \sim \mu_i} \left\{ -\theta_i \widehat{\partial}_i U_{ll}(\xi, a) \right\}^+ \\
&= E_{a \sim \mu_i} \left\{ \theta_i \widehat{\partial}_i U_{ll}(\xi, a) \right\}^+ - E_{a \sim \mu_i} \left\{ \theta_i \widehat{\partial}_i U_{ll}(\xi, a) \right\}^- \\
&= E_{a \sim \mu_i} \left\{ \widehat{\partial}_i U_{ll}(\xi, a) \right\} = \partial_i U_{ll}(\xi).
\end{aligned}$$

Since also $\lambda_i^{pr}(\xi, \theta) - \lambda_i^{pr}\{\xi, F_i(\theta)\} = \{\theta_i \partial_i U^0(\xi)\}^+ - \{-\theta_i \partial_i U^0(\xi)\}^+ = \partial_i U^0(\xi)$, it follows that the total rate $\lambda_i(\xi, \theta) = \lambda_i^{pr}(\xi, \theta) + \lambda_i^u(\xi, \theta)$ satisfies equation (5). \square

Proof of Proposition 3.2. We have

$$\begin{aligned}
2\gamma_i(\xi) &= 2 E_{a \sim \mu_i} \left\{ \theta_i \widehat{\partial}_i U_{ll}(\xi, a) \right\}^+ - 2 \{\theta_i \partial_i U_{ll}(\xi)\}^+ \\
&= \left[E_{a \sim \mu_i} \left\{ \theta_i \widehat{\partial}_i U_{ll}(\xi, a) \right\}^+ + E_{a \sim \mu_i} \left\{ \theta_i \widehat{\partial}_i U_{ll}(\xi, a) \right\}^- + \theta_i \partial_i U_{ll}(\xi) \right] - 2 \{\theta_i \partial_i U_{ll}(\xi)\}^+ \\
&= E_{a \sim \mu_i} \left| \widehat{\partial}_i U_{ll}(\xi, a) \right| - |\partial_i U_{ll}(\xi)|,
\end{aligned}$$

where the second equality follows since $\widehat{\partial}_i U_{ll}(\xi, a)$ is an unbiased estimator of $\partial_i U_{ll}(\xi)$, thus $E_{a \sim \mu_i} \left\{ \theta_i \widehat{\partial}_i U_{ll}(\xi, a) \right\}^+ - E_{a \sim \mu_i} \left\{ \theta_i \widehat{\partial}_i U_{ll}(\xi, a) \right\}^- = \theta_i \partial_i U_{ll}(\xi)$. \square

Proof of Proposition 3.3. The form of the refreshment rate given in Proposition 3.2 and the triangular inequality yields $\gamma_i(\xi) \leq \{E_{a \sim \mu_i} |\widehat{\partial}_i U_{ll}(\xi, a) - \partial_i U_{ll}(\xi)|\}/2$, and thus by Jensen's inequality, $\gamma_i(\xi, \theta) \leq [E_{a \sim \mu_i} \{\widehat{\partial}_i U_{ll}(\xi, a) - \partial_i U_{ll}(\xi)\}^2]^{1/2}/2 = [\text{var}_{a \sim \mu_i} \{\widehat{\partial}_i U_{ll}(\xi, a)\}]^{1/2}/2$. \square

Additional Lemmata

Lemma A.1. *The following is true.*

$$\left| \sum_{k=1}^m |\mathcal{S}_i^k| \partial_i U^{j_k}(\xi) \right| - |\partial_i U_U(\xi)| \leq \sum_{k=1}^n |\mathcal{S}_i^k| \text{diam} [\{\partial_i U^j(\xi) : j \in \mathcal{S}_i^k\}]$$

Proof. Let $\bar{E}_i^k(\xi) = |\mathcal{S}_i^k|^{-1} \sum_{j \in \mathcal{S}_i^k} \partial_i U^j(\xi)$. Then,

$$\begin{aligned} \left| \sum_{k=1}^m |\mathcal{S}_i^k| \partial_i U^{j_k}(\xi) \right| - |\partial_i U_U(\xi)| &\leq \left| \sum_{k=1}^m |\mathcal{S}_i^k| \left\{ \partial_i U^{j_k}(\xi) - \bar{E}_i^k(\xi) \right\} \right| + \left| \sum_{k=1}^m |\mathcal{S}_i^k| \bar{E}_i^k(\xi) \right| - |\partial_i U_U(\xi)| \\ &\leq \sum_{k=1}^m |\mathcal{S}_i^k| \text{diam} [\{\partial_i U^j(\xi) : j \in \mathcal{S}_i^k\}], \end{aligned}$$

where the first and second inequality follow as applications of the triangular inequality, and the fact that $\sum_{k=1}^m |\mathcal{S}_i^k| \bar{E}_i^k(\xi) = \partial_i U_U(\xi)$. \square

B Pre-conditioning

B.1 General recipe for pre-conditioning

We propose an adaptive pre-conditioning variant of the zig-zag process which can rapidly learn how to pre-condition using initial samples. To achieve this, we modify the velocity by giving it a speed in addition to a direction. The standard zig-zag process has unit speed in all dimensions; indeed, $\theta \in \{-1, 1\}^p$. We still use θ to denote the direction of the velocity, and in addition, we introduce $\alpha \in \mathbb{R}_+^p$ to denote the speed. Thus the overall velocity of the zig-zag process is now $\theta\alpha = (\theta_1\alpha_1, \dots, \theta_p\alpha_p)$. As mentioned in [6], such an extension of the zig-zag process indeed preserves the target measure π . The zig-zag process with adaptive pre-conditioning is constructed so that the velocity vector only changes at bouncing events. At each bouncing event, two things happen. First, the direction of the velocity is modified by flipping the sign of one component of θ as described in Section 2.2. Second, the speed of the process is also modified as described below. The deterministic motion (4) is modified to $\xi(t) = \xi + \theta\alpha t$.

To construct computational bounds for this modified zig-zag process, observe that the rates from Proposition 3.1 are generalized as $m_i^U(t, \alpha, a) = \{\theta_i \alpha_i \partial_i U_U(\xi + t\theta\alpha, a)\}^+$ and $m_i^{pr}(t, \alpha) = \{\theta_i \alpha_i \partial_i U^0(\xi + t\theta\alpha)\}^+$. Under Assumption 3.1 and for $\zeta = 0$, realizations of the stochastic rate function $m_i^U(t, \alpha, a)$ can be bounded by $\alpha_i \max_{j \in \{1, \dots, n\}} C_i^j$; we thus have a dynamically evolving bound. Similarly under Assumption 3.2 for $\zeta = 1$, realizations of the stochastic rate function $m_i^U(t, \alpha, a)$ can be bounded by $\{\theta_i \alpha_i \partial_i U_U(\xi^*)\}^+ + n\alpha_i C_i(\|\xi - \xi^*\|_r + t\|\alpha\|_r)$ for $C_i = n \max_{j \in \{1, \dots, n\}} C_i^j$.

B.2 Pre-conditioning scheme

We consider an adaptive pre-conditioning using covariance information of the trajectory history. We provide an intuitive reasoning behind this scheme here, and a more formal justification is provided in the supplementary material. Consider a zig-zag process on $d = 2$ dimensions. Suppose the standard deviation in dimension one is twice that in dimension two. Then we expect that for the process to mix well, it should move twice as fast in the first dimension as in the second dimension. Since the standard deviations across dimensions are unknown, we estimate them on the fly by storing the first moment and second moment of the process, $\hat{\mu}^{[1]}(t) = t^{-1} \int_0^t \xi(s) ds$ and $\hat{\mu}^{[2]}(t) = t^{-1} \int_0^t \xi^2(s) ds$, and estimating the standard deviation at time t as $\hat{\text{sd}}(t) = \{\hat{\mu}^{[2]}(t) - \hat{\mu}^{[1]}(t)^2\}^{1/2}$. We update the moments $\hat{\mu}^{[1]}(t)$ and $\hat{\mu}^{[2]}(t)$ at every bouncing event and choose the speed α as $\alpha_i = d \times \hat{\text{sd}}(t)_i / \{\sum_{i=1}^p \hat{\text{sd}}(t)_i\}$ ($i = 1, \dots, p$), where $\hat{\text{sd}}(t) = (\hat{\text{sd}}(t)_1, \dots, \hat{\text{sd}}(t)_p)$. We have normalized the speed vector to make it sum to p to remain consistent with the usual zig-zag process.

References

- [1] Pierre Alquier, Nial Friel, Richard Everitt, and Aidan Boland. Noisy Monte Carlo: convergence of Markov chains with approximate transition kernels. *Statistics and Computing*, 26(1-2):29–47, 2016.
- [2] Christophe Andrieu, Alain Durmus, Nikolas Nüsken, and Julien Roussel. Hypercoercivity of piecewise deterministic Markov process-Monte carlo. *arXiv:1808.08592*, 2018.
- [3] Christophe Andrieu and Gareth O Roberts. The pseudo-marginal approach for efficient Monte Carlo computations. *The Annals of Statistics*, 37(2):697–725, 2009.
- [4] Rabi N Bhattacharya. On the functional central limit theorem and the law of the iterated logarithm for Markov processes. *Zeitschrift für Wahrscheinlichkeitstheorie und verwandte Gebiete*, 60(2):185–201, 1982.
- [5] Joris Bierkens and Andrew Duncan. Limit theorems for the zig-zag process. *Advances in Applied Probability*, 49(3):791–825, 2017.
- [6] Joris Bierkens, Paul Fearnhead, and Gareth Roberts. The zig-zag process and super-efficient sampling for Bayesian analysis of big data. *The Annals of Statistics*, 47(3):1288–1320, 2019.
- [7] Léon Bottou. Large-scale machine learning with stochastic gradient descent. In *Proceedings of COMP-STAT’2010*, pages 177–186. Springer, 2010.
- [8] Alexandre Bouchard-Côté, Sebastian J Vollmer, and Arnaud Doucet. The bouncy particle sampler: A nonreversible rejection-free Markov chain Monte Carlo method. *Journal of the American Statistical Association*, pages 1–13, 2018.
- [9] Trevor Campbell and Tamara Broderick. Automated scalable Bayesian inference via Hilbert coresets. *The Journal of Machine Learning Research*, 20(1):551–588, 2019.
- [10] Dua Dheeru and Efi Karra Taniskidou. UCI machine learning repository. *University of California, Irvine, School of Information and Computer Sciences*, 2017.
- [11] Paul Fearnhead, Joris Bierkens, Murray Pollock, and Gareth O Roberts. Piecewise deterministic Markov processes for continuous-time Monte Carlo. *Statistical Science*, 33(3):386–412, 2018.
- [12] Kelwin Fernandes, Jaime S Cardoso, and Jessica Fernandes. Transfer learning with partial observability applied to cervical cancer screening. In *Iberian Conference on Pattern Recognition and Image Analysis*, pages 243–250. Springer, 2017.
- [13] William Fithian and Trevor Hastie. Local case-control sampling: Efficient subsampling in imbalanced data sets. *The Annals of Statistics*, 42(5):1693, 2014.
- [14] Andrew Gelman, Aleks Jakulin, Maria Grazia Pittau, and Yu-Sung Su. A weakly informative default prior distribution for logistic and other regression models. *The Annals of Applied Statistics*, 2(4):1360–1383, 2008.
- [15] Andrew Golightly, Daniel A Henderson, and Chris Sherlock. Delayed acceptance particle MCMC for exact inference in stochastic kinetic models. *Statistics and Computing*, 25(5):1039–1055, 2015.
- [16] Heikki Haario, Eero Saksman, and Johanna Tamminen. An adaptive Metropolis algorithm. *Bernoulli*, 7(2):223–242, 2001.
- [17] W Keith Hastings. Monte Carlo sampling methods using Markov chains and their applications. *Biometrika*, 57(1):97–109, 1970.

- [18] Jonathan Huggins, Trevor Campbell, and Tamara Broderick. Coresets for scalable Bayesian logistic regression. In *Advances in Neural Information Processing Systems*, pages 4080–4088, 2016.
- [19] Pierre E Jacob and Alexandre H Thiery. On nonnegative unbiased estimators. *The Annals of Statistics*, 43(2):769–784, 2015.
- [20] James E Johndrow, Jonathan C Mattingly, Sayan Mukherjee, and David Dunson. Approximations of Markov chains and high-dimensional Bayesian inference. *arXiv:1508.03387*, 2015.
- [21] James E Johndrow, Aaron Smith, Natesh Pillai, and David B Dunson. MCMC for imbalanced categorical data. *Journal of the American Statistical Association*, pages 1–10, 2018.
- [22] Tony Lelièvre and Gabriel Stoltz. Partial differential equations and stochastic methods in molecular dynamics. *Acta Numerica*, 25:681–880, 2016.
- [23] PA W Lewis and Gerald S Shedler. Simulation of nonhomogeneous Poisson processes by thinning. *Naval Research Logistics Quarterly*, 26(3):403–413, 1979.
- [24] Cheng Li, Sanvesh Srivastava, and David B Dunson. Simple, scalable and accurate posterior interval estimation. *Biometrika*, 104(3):665–680, 2017.
- [25] Trevor Park and George Casella. The Bayesian lasso. *Journal of the American Statistical Association*, 103(482):681–686, 2008.
- [26] Nicholas G Polson, James G Scott, and Jesse Windle. Bayesian inference for logistic models using Pólya–Gamma latent variables. *Journal of the American Statistical Association*, 108(504):1339–1349, 2013.
- [27] Steven L Scott, Alexander W Blocker, Fernando V Bonassi, Hugh A Chipman, Edward I George, and Robert E McCulloch. Bayes and big data: The consensus Monte Carlo algorithm. *International Journal of Management Science and Engineering Management*, 11(2):78–88, 2016.
- [28] Chris Sherlock, Andrew Golightly, and Daniel A Henderson. Adaptive, delayed-acceptance MCMC for targets with expensive likelihoods. *Journal of Computational and Graphical Statistics*, 26(2):434–444, 2017.
- [29] Sanvesh Srivastava, Cheng Li, and David B Dunson. Scalable bayes via barycenter in Wasserstein space. *The Journal of Machine Learning Research*, 19(1):312–346, 2018.
- [30] Daniel Ting and Eric Brochu. Optimal subsampling with influence functions. In *Advances in Neural Information Processing Systems*, pages 3650–3659, 2018.
- [31] Paul Vanetti, Alexandre Bouchard-Côté, George Deligiannidis, and Arnaud Doucet. Piecewise deterministic Markov chain Monte Carlo. *arXiv:1707.05296*, 2017.
- [32] Xiangyu Wang, Fangjian Guo, Katherine A Heller, and David B Dunson. Parallelizing MCMC with random partition trees. In *Advances in Neural Information Processing Systems*, pages 451–459, 2015.
- [33] Max Welling and Yee W Teh. Bayesian learning via stochastic gradient Langevin dynamics. In *Proceedings of the 28th International Conference on Machine Learning (ICML-11)*, pages 681–688, 2011.
- [34] Peter M Williams. Bayesian regularization and pruning using a Laplace prior. *Neural Computation*, 7(1):117–143, 1995.
- [35] Peilin Zhao and Tong Zhang. Accelerating minibatch stochastic gradient descent using stratified sampling. *arXiv:1405.3080*, 2014.

Supplementary material

1 More details on the zig-zag process

1.1 The zig-zag algorithm

The zig-zag algorithm is presented.

Input: Starting point $\xi^{(0)} \in \mathbb{R}^p$, initial velocity $\theta^{(0)} \in \{-1, 1\}^p$, maximum number of bouncing attempts N_{attempts} .

- 1: Set $t^{(0)} = 0$.
- 2: **for** $k = 1, \dots, N_{\text{attempts}}$ **do**
- 3: Determine $\{M_i(t)\}_{i=1}^p$ such that $m_i(t) \leq M_i(t)$ ($i = 1, \dots, p$).
- 4: Draw $\tilde{\tau}_1, \dots, \tilde{\tau}_d$ such that

$$\mathbb{P}(\tilde{\tau}_i \geq t) = \exp \left\{ - \int_0^t M_i(s) ds \right\}.$$

- 5: Let $i_0 = \operatorname{argmin}_{i \in \{1, \dots, p\}} \{\tilde{\tau}_i\}$, and set $\tau = \tilde{\tau}_{i_0}$.
- 6: Evolve position: $\{t^{(k+1)}, \xi^{(k+1)}\} = \{t^{(k)} + \tau, \xi^{(k)} + \theta^{(k)} \tau\}$.
- 7: Draw $u \sim \text{Uniform}\{(0, 1)\}$.
- 8: **if** $u < m_{i_0}(\tau)/M_{i_0}(\tau)$ **then**
- 9: Bounce: flip sign of the i_0 -th component of the velocity, $\theta^{(k+1)} = F_{i_0} \{\theta^{(k)}\}$.
- 10: **else**
- 11: Set $\theta^{(k+1)} = \theta^{(k)}$.
- 12: **end if**
- 13: **end for**

Output: A path of a zig-zag process specified by skeleton points $\{\xi^{(k)}, \theta^{(k)}\}_{k=1}^{N_{\text{attempts}}}$ and bouncing times $\{t^{(k)}\}_{k=1}^{N_{\text{attempts}}}$.

Algorithm 2: Zig-zag algorithm with Poisson thinning [6]

1.2 Use as a Monte Carlo method

While ergodicity of the zig-zag process in the sense of $E_{\xi \sim \pi} \{\varphi(\xi)\} = \lim_{T \rightarrow \infty} T^{-1} \int_0^T \varphi\{\xi(t)\} dt$ holding almost surely for any π -integrable function φ does not by itself guarantee reliable sampling due to a missing characterization of the statistical properties of the residual Monte Carlo error, the study of ergodic properties of piece-wise deterministic Markov processes has been a very active field of research in recent years. In particular, under certain technical conditions on the potential function U , exponential convergence in the law of the zig-zag process has been shown [5, 2]. By [4], this implies a central limit theorem of the zig-zag process for a wide range of observables $\varphi : \mathbb{R}^p \rightarrow \mathbb{R}$, which justifies using the zig-zag process for sampling purposes: there is a constant $\sigma_\varphi^2 > 0$, such that $T^{1/2} [\bar{\varphi}_T - E_{\xi \sim \pi} \{\varphi(\xi)\}]$ converges in distribution to $\text{Normal}(0, \sigma_\varphi^2)$ as $T \rightarrow \infty$. The constant $\sigma_\varphi^2 > 0$ is known as the asymptotic variance of the observable φ under the process. In practice, the Monte Carlo estimate $\bar{\varphi}_T$ may either be computed by numerically integrating observable φ along the piece-wise linear trajectory of the zig-zag process, or by discretizing the trajectory, for example, by using a fixed step-size $\Delta t = T/N > 0$ for some positive integer N , which results in a Monte Carlo estimate $\hat{\varphi}_N = (N + 1)^{-1} \sum_{k=0}^N \varphi\{\xi(k \Delta t)\}$.

2 Other priors

2.1 A weakly informative prior

[14] propose using independent Cauchy distributions with mean zero and scale 2.5 as the prior for the ξ_i 's in logistic regression. Thus,

$$\begin{aligned} p_0(\xi) &= \prod_{i=1}^p \frac{1}{2.5 \{1 + (\xi_i/2.5)^2\}} \\ \Rightarrow U^0(\xi) &= -\log p_0(\xi) = p \log 2.5 + \sum_{i=1}^p \log \left\{ 1 + \left(\frac{\xi_i}{2.5} \right)^2 \right\} \\ \Rightarrow \partial_i U^0(\xi) &= \frac{2 \xi_i / 2.5}{1 + (\xi_i / 2.5)^2} \Rightarrow |\partial_i U^0(\xi)| \leq \frac{2}{2.5} |\xi_i|, \end{aligned}$$

and therefore this is a linear bound like in the Gaussian prior case.

2.2 Laplace prior

Another common prior is the double exponential prior, also known as the Laplace prior [34, 25]. The prior is

$$p(\xi) = \prod_{i=1}^p \frac{1}{2b} \exp\left(-\frac{|\xi_i|}{b}\right)$$

for some $b \geq 0$. For this prior, $\partial_i U^0(\xi) = \partial_i |\xi_i|/b \Rightarrow |\partial_i U^0(\xi)| \leq 1/b$, and this is also a constant bound.

3 Clustering algorithm

We provide in Algorithm 3 an implementation of the clustering algorithm used to obtain strata in the case that gradient information at a reference point ξ^* is available. The algorithm computes for input $x_j = \partial_i U^j(\xi^*)$ ($j = 1, \dots, n$) a partition of the set $\{x_1, x_2, \dots, x_n\}$. The corresponding partition of the index set $\{1, 2, \dots, n\}$ is an approximate solution of the minimization problem of equation (17) in the main body of the paper. The functions f_{score} and $f_{split-score}$ appearing in the implementation are defined as follows for ($r = 1, \dots, n; k = 1, \dots, r$):

$$\begin{aligned} f_{score}\{(x_1, \dots, x_r)\} &= r \left(\max_{k \in \{1, \dots, r\}} x_k - \min_{k \in \{1, \dots, r\}} x_k \right), \\ f_{split-score}\{(x_1, \dots, x_r), k\} &= k f_{score}\{(x_1, \dots, x_k)\} + (r - k) f_{score}\{(x_{k+1}, \dots, x_r)\}. \end{aligned}$$

Input: Sorted data points $x_1 \leq \dots \leq x_n$, number of clusters m .

- 1: Set $G^0 = \{(x_j)_{j=1}^n\}$
- 2: **for** $l = 1, \dots, m$ **do**
- 3: Set $(\tilde{x}_1, \dots, \tilde{x}_s) = \operatorname{argmin}_{\mathbf{x} \in G^{l-1}} \min_k \{f_{split-score}(\mathbf{x}, k) - f_{score}(\mathbf{x})\}$.
- 4: Set $k_0 = \operatorname{argmin}_k f_{split-score}\{(\tilde{x}_1, \dots, \tilde{x}_s), k\}$.
- 5: Set $G^l = G^{l-1} \setminus \{(\tilde{x}_1, \dots, \tilde{x}_s)\} \cup \{(\tilde{x}_1, \dots, \tilde{x}_{k_0}), (\tilde{x}_{k_0+1}, \dots, \tilde{x}_s)\}$.
- 6: **end for**

Output: A set of vectors $\{\mathbf{x}^k\}_{k=1}^m = G^m$ defining a partition of the set $\{x_1, x_2, \dots, x_n\}$.

Algorithm 3: Greedy clustering

4 Derivation of optimal precondition matrix for Gaussian target with independent components

Consider a Gaussian target with independent components specified by the potential function $U(\xi) = \xi^T \Omega \xi / 2$, where $\Omega = \text{diag}(\omega_1, \dots, \omega_p)$ is a diagonal matrix. As shown in [6], the generator \mathcal{L} of the zig-zag process with speed $\alpha_i > 0$ in the component $i = 1, \dots, p$ is of the form

$$\mathcal{L}\varphi(\xi, \theta) = \sum_{i=1}^p [\alpha_i \theta_i \partial_i \varphi(\xi, \theta) + \lambda_i(\xi, \theta) \varphi\{\xi, F_i[\theta]\}] - \varphi(\xi, \theta), \quad (\text{S1})$$

where φ is a suitable observable defined on the domain of the generator \mathcal{L} . In what follows, we show that the asymptotic variance of the moments of the target is minimized if the speed coefficients are chosen as $\alpha_i = \omega_i^{-1/2}$. More precisely, let $\varphi_{i,k}(\xi) = \xi_i^k$ be the k -th power of ξ_i and let $\sigma_{\varphi_{i,k}}^2$ be the asymptotic variance of this observable for the zig-zag process. Under the constraint that the speed of all components sum up to p , that is, $(\alpha_1, \dots, \alpha_p) \in p \Delta^{p-1}$, where Δ^{p-1} denotes the standard simplex in \mathbb{R}^p , we show that for any moment index k , the speed vector which minimizes $\max_{i \in \{1, \dots, p\}} \sigma_{\varphi_{i,k}}^2$ is $\alpha_i = p \omega_i^{1/2} / (\sum_{i=1}^p \omega_i^{1/2})$ ($i = 1, \dots, p$), that is,

$$\left(\frac{p \omega_i^{1/2}}{\sum_{i=1}^p \omega_i^{1/2}} \right)_{1 \leq i \leq p} = \underset{(\alpha_1, \dots, \alpha_p) \in p \Delta^{p-1}}{\text{argmin}} \max_{i \in \{1, \dots, p\}} \sigma_{\varphi_{i,k}}^2 \quad (\text{S2})$$

To show this, we first note that in the case of a Gaussian target, the rate function $\lambda_i(\xi, \theta)$ in equation (S1) has the explicit form $\lambda_i(\xi, \theta) = (\alpha_i \theta_i \omega_i \xi_i)^+$, and thus $\mathcal{L} = \sum_{i=1}^p \alpha_i \mathcal{L}_i$ with $\mathcal{L}_i \varphi(\xi, \theta) = \theta_i \partial_i \varphi(\xi, \theta) + (\theta_i \omega_i \xi_i)^+ [\varphi\{\xi, F_i(\theta)\} - \varphi(\xi, \theta)]$. From [5, Example 3.3], it follows that the integrated auto-correlation time for each moment $\xi_i^k, k \in \mathbb{N}$, is proportional to $\omega_i^{1/2}$. Moreover, since in the considered setup the zig-zag process converges exponentially fast in law, we can write the asymptotic variance of $\varphi_{i,k}$ as $\sigma_{\varphi_{i,k}}^2 = -2 \int \{(\alpha_i \mathcal{L}_i)^{-1} \varphi_{i,k}(\xi)\} \varphi_{i,k}(\xi) \pi(d\xi)$ [22, Proposition 9]. Thus, it follows that $\sigma_{\varphi_{i,k}}^2$ is linear in α_i^{-1} . Therefore, $\sigma_{\varphi_{i,k}}^2 = c_k \alpha_i^{-1} \omega_i$ with $c_k = -2 \int \{\mathcal{L}_i^{-1} \varphi_{i,k}(\xi)\} \varphi_{i,k}(\xi) \pi(d\xi)$, which implies equation (S2).