

---

# A Polynomial-Based Approach for Architectural Design and Learning with Deep Neural Networks

---

**Joseph Daws Jr., \***  
Department of Mathematics  
University of Tennessee at Knoxville  
Knoxville, TN 37996  
jdaws@vols.utk.edu

**Clayton G. Webster**  
Computational and Applied Mathematics  
Oak Ridge National Lab  
Oak Ridge, TN 37831  
webstercg@ornl.gov,  
and  
Department of Mathematics  
University of Tennessee at Knoxville  
Knoxville, TN 37996  
cwebst13@utk.edu

## Abstract

In this effort we propose a novel approach for reconstructing multivariate functions from training data, by identifying both a suitable network architecture and an initialization using polynomial-based approximations. Training deep neural networks using gradient descent can be interpreted as moving the set of network parameters along the loss landscape in order to minimize the loss functional. The initialization of parameters is important for iterative training methods based on descent. Our procedure produces a network whose initial state is a polynomial representation of the training data. The major advantage of this technique is from this initialized state the network may be improved using standard training procedures. Since the network already approximates the data, training is more likely to produce a set of parameters associated with a desirable local minimum. We provide the details of the theory necessary for constructing such networks and also consider several numerical examples that reveal our approach ultimately produces networks which can be effectively trained from our initialized state to achieve an improved approximation for a large class of target functions.

## 1 Introduction

Deep neural networks (DNNs) have emerged as powerful nonlinear approximation tools and have been deployed with great success in many challenging tasks such as the classification of handwritten digits [1], image classification [2], and even to produce examples which fool other classifiers [3]. However, DNNs are also known to be difficult to train [4]. Each deep network and training procedure has its own set of hyper-parameters which must be defined, e.g., the number of layers, the number of nodes per layer, and the connectivity between the nodes on different layers. Ideally, the choice of these parameters is made with respect to the available training data and the task to be solved by the network. In this paper we identify suitable deep network architectures, based on data generated by the output of a multi-dimensional function. Gradient descent-based training procedures are known to be effective for identifying good network parameters once its architecture is fixed [5]. However, such algorithms are sensitive to the initial set of parameters. In addition to identifying suitable network architectures, based on training data, we provide an initialization of parameters so that they perform at least as well as a given polynomial approximation of the training data. In short, we provide a specific

---

\*website: [joedaws.github.io](http://joedaws.github.io)

choice of the network architecture, weights, and biases so that the network is a piecewise linear approximation of a polynomial. This paper establishes an explicit relationship between polynomial approximation and approximation by a neural network and shows that certain network architectures can perform at least as well as any given polynomial-based approach. We also provide numerical examples showing our network not only produces a good approximation but also that our initialization makes training more efficient.

From a high level perspective, every task that a neural network solves can be characterized as a function approximation problem. For example, consider the classification of the ImageNet data set [6], which is composed of many images which fall into one of many possible classes. A typical approach to solve this problem is to choose  $k$  classes of images and to train a classifier whose input is an image and whose output is a vector of  $k$  probabilities. Each component of the output vector represents the probability that the input belongs to the class corresponding to the component. Therefore, the task is solved by finding a suitable function from a very high dimensional space to a  $k$ -dimensional space. Classical approximations, that utilize a basis or frame, have a long and very successful history in many diverse areas of science. As such, by constructing networks which achieve comparable performance to polynomial approximations we can explore how neural network approximations relate to other forms of classical, but highly non-linear approximation, such as  $n$ -term approximations, dictionary approaches, etc.

As Neural networks begin to be integrated into fault intolerant real-world systems, such as self driving cars [7], understanding the error between the network and the desired task/function is vital. Moreover, since it is known that neural networks are universal approximators [8, 9], it is clear that one can build and train an arbitrarily accurate network given enough samples of the target function and given the ability to construct a network as large as desired. There has been extensive research into constructing approximations by classical functions and, in particular, polynomials, see, e.g., [10]. Moreover, these constructive approximations have sharp convergence rates associated with their errors in a variety of norms. Such results may be helpful for creating neural networks which obtain high fidelity approximation of a target function. Therefore, by initializing a network to have the same behavior as a high-fidelity approximating polynomial, we not only have a network whose error is well understood, but also can further train the network to **possibly achieve an even more accurate approximation**.

In what follows, we propose a network architecture with a sufficient number of nodes and layers so that it can express much more complicated functions than the polynomials used to initialize it. In Section 2 we outline the construction of two networks which approximate polynomials. The first can approximate a given polynomial. Numerical examples which show the performance of this network for approximating a target function are given in Section 3 where we initialize a network to a low degree polynomial approximation of the training set and then train it to achieve better performance. The architecture of the first network constructed in Section 2 is not necessarily the same as those used in practice. It is composed of many simple but separate sub-networks. However, the second network we construct, associated with a specific polynomial, is a deep, feed-forward network with the same number of nodes on each of its hidden layers. Such an architecture is widely used and in Section 3 we show that our polynomial-based initialization allows for easier training and better performance for approximating a given target function.

## Related Work

Several other efforts have considered constructing networks which achieve polynomial behavior [11–13] wherein networks are constructed that approximate polynomials associated with sparse grids, Taylor polynomials and generalized polynomial chaos approximations. The network presented in this paper is a slightly modified one presented in [12]. Those authors constructed a network which approximates the product of  $n$  inputs and used this network to compute multivariate Taylor polynomials. Choosing suitable initialization of network parameters was considered in [14]. A random initialization scheme which avoids common training failures was presented in [15].

## 2 A Network which Approximates a Polynomial

In this section, we construct a network which approximates a given polynomial arbitrarily well and consider a specific example which is implementable by a deep, feed-forward architecture. Our

network will be able to approximate  $d$ -dimensional polynomials of the form

$$F(\vec{x}) = \sum_{\vec{\nu} \in \Lambda} c_{\vec{\nu}} \Psi_{\vec{\nu}}(\vec{x}) \quad (1)$$

where  $\vec{x} \in \mathbb{R}^d$ ,  $\vec{\nu} \in \mathbb{N}_0^d$  is a multi-index,  $\Lambda$  is a finite set of cardinality  $N$ , and  $c_{\vec{\nu}}$  is the coefficient associated with the polynomial  $\Psi_{\vec{\nu}}$ , which is a tensor product of one-dimensional polynomials. Each polynomial in the sum in (1) is assumed to be of the form,

$$\Psi_{\vec{\nu}}(\vec{x}) = \prod_{i=1}^d \psi_{\nu_i}(x_i) \quad (2)$$

where  $\vec{\nu} = (\nu_1, \dots, \nu_d)$ , and  $\psi_{\nu_i}$  is a single variable polynomial of degree  $\nu_i \in \mathbb{N}_0$ . The polynomial in (2) can be computed by finding the product of  $d$  numbers, and, by the fundamental theorem of algebra,  $\psi_{\nu_i}(x_i)$  can be computed by a product of  $\nu_i$  possibly complex numbers. That is,

$$\psi_{\nu_i}(x_i) = a_i \prod_{k=1}^{\nu_i} (x_i - r_k^{(\nu_i)}) \quad (3)$$

where the numbers  $r_k^{(\nu_i)} \in \mathbb{C}$  are called the roots of the polynomial  $\psi_{\nu_i}(x_i)$  and  $a_i$  is a scaling factor. Hence,

$$\Psi_{\vec{\nu}}(\vec{x}) = \prod_{i=1}^d a_i \prod_{k=1}^{\nu_i} (x_i - r_k^{(\nu_i)}) \quad (4)$$

Without loss of generality, we will focus on the case when the polynomials  $\psi_{\nu_i}$  have real roots, which is a reasonable restriction since all orthogonal, univariate polynomials have real roots. Moreover, these polynomials can be used to form a basis for polynomials with complex roots in which the polynomial with complex roots can be represented exactly.

Before going into the details we outline the general construction of a network  $\tilde{F}$  which approximates  $F$  from Figure (1). An illustration of its structure is depicted in 1b.

- Step 1: Choose a family of univariate polynomials  $\{\phi_i\}_{i=1}^{\infty}$ , such as the Legendre polynomials.
- Step 2: Find an approximation of the training data  $\{(\vec{x}_j, F(\vec{x}_j))\}_{j=1}^M$  in the tensor product basis generated by  $\{\psi_i\}$  with  $N$ -terms associated with a chosen index set  $\Lambda$  by identifying the coefficients  $c_{\vec{\nu}}$ .
- Step 3: Find the necessary roots  $r_k^{(\nu_i)}$  from (4) and values  $a_i$ .
- Step 4: The first layer of the network takes the inputs  $\vec{x}$  and sends them to a linear layer with  $\sum_{\nu \in \Lambda} \|\vec{\nu}\|_1$  nodes each of which computes a value  $x_i - r^{(\nu_i)}$ .
- Step 5: These values are then used as inputs to sub-networks  $\tilde{\Psi}_{\vec{\nu}_i}$  which approximate the product polynomial  $\Psi$  given by (2).
- Step 6: The output weights are set to be the coefficients  $c_{\vec{\nu}}$  and the product polynomial is then approximated by the linear combination of the outputs of each of the product blocks  $\tilde{\Psi}_{\vec{\nu}_i}$ .

In light of (4), approximating the polynomial  $\Psi_{\vec{\nu}_j}(\vec{x})$  can be accomplished by constructing a network that computes the product of  $\|\vec{\nu}\|_1 := \nu_1 + \nu_2 + \dots + \nu_d$  numbers. Such a network has been proven to exist previously. For example, a network which computes the product of  $n$  numbers was constructed in [16] by using a series of smaller sub-networks  $\tilde{p}(x_i, x_j)$  which approximate  $x_i x_j$  arranged into a binary tree in order to compute the product of  $n$  numbers. The case of  $n = 4$  is shown in Figure 1a. We recall their result below.

**Proposition 1.** [16, Proposition 3.3] *Let  $\delta \in (0, 1)$ . There exists a ReLU neural network  $\tilde{\Pi}$  with  $n$  inputs such that for  $x_1, \dots, x_n$  with  $|x_i| \leq 1$  for all  $i$ , it holds  $\left| \prod_{j=1}^n x_j - \tilde{\Pi}(x_1, \dots, x_n) \right| \leq \delta$ . There exists a constant  $C$  such that for every  $n \in \mathbb{N}$  and for every accuracy  $0 < \delta < 1$  it holds that the number of parameters is bounded by  $C(1 + n \log(n/\delta))$  and the number of layers is no more than  $C(1 + \log(n) \log(n/\delta))$ .*

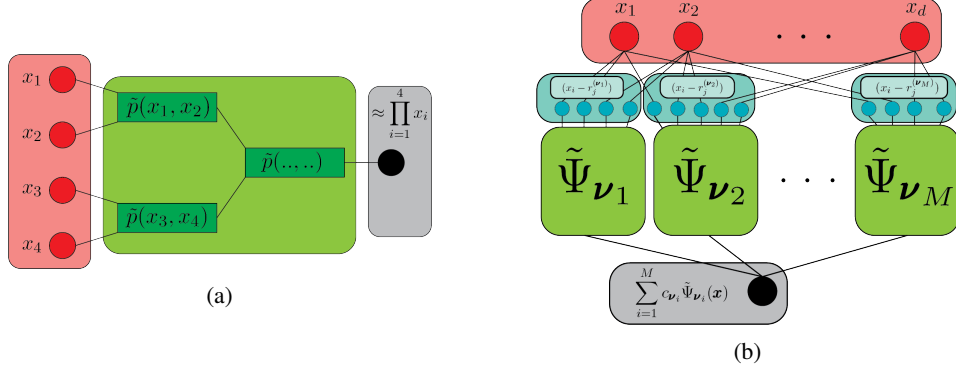


Figure 1: (1a) A network which approximates the product of 4 inputs. (1b) A network which computes an approximation of the polynomial  $F$  as in (1).

The network analyzed in Proposition 1 is not suitable for computing the product polynomial given by 4. Assume that  $\vec{x} \in [a, b]^d$ . Recall that if the  $\phi_{\nu_i}$ 's are orthonormal, univariate polynomials on  $[a, b]$  then their roots are real, in the interval  $[a, b]$ , and we have that  $2a \leq |x_i - r_k^{(\nu_i)}| \leq 2b$ . In order to compute a polynomial (4), we need to ensure that the product of numbers in the interval  $[(2a)^{|\vec{\nu}_j|}, (2b)^{|\vec{\nu}_j|}]$  can be computed. This is accomplished by scaling the inputs into a certain sub-network which computes  $x^2$  as is considered in both [13, 12]. However, the above complexity and error analysis do not necessarily apply. In practice, choosing a sufficiently large scaling parameter allows one to compute products of numbers outside of the interval  $[-1, 1]$ . In our numerical examples we construct a network  $\tilde{\Psi}_{\vec{\nu}}(\vec{x})$  which approximates  $\Psi_{\vec{\nu}}(\vec{x})$  as a sequence of composition of  $\tilde{p}$ . That is,

$$\tilde{\Psi}_{\vec{\nu}}(\vec{x}) := \tilde{p}(A, \tilde{p}(w_{|\vec{\nu}_j|}, \tilde{p}(\dots, \tilde{p}(w_3, \tilde{p}(w_1, w_2))))) \tag{5}$$

where the value  $A := \prod_{i=1}^d a_{j,i}$  that can be computed once all of the univariate polynomials  $\psi_{\nu_i}$  are fixed and where  $\{w_k\}$  is an enumeration of linear combination of the inputs and a root, i.e.,  $x_i - r_k^{(\nu_i)}$ . Using  $N$  networks like (5) we can approximate the polynomial  $F_{\Lambda}$  by the network

$$\tilde{F}_{\Lambda}(\vec{x}) := \sum_{j=1}^N c_{\vec{\nu}_j} \tilde{\Psi}_{\vec{\nu}_j}(\vec{x}). \tag{6}$$

Figure 1b outlines the major structure of our network.

In Section 3, our numerical experiments consider initializing a network with the structure of  $\tilde{F}$  and then training it subject to a set of training data. In addition, the architecture of the network  $\tilde{F}$  is somewhat unrealistic. It explicitly enforces that no connections can be made between nodes from separate polynomial blocks. Therefore, it is a special case of a fully connected deep network. Our numerical examples featured in Section 3 explore using the architecture depicted in 1 as well as a fully connected architecture with initialization to a particular class of polynomials. We also propose a network and initialization which is a deep, fully connected, feed-forward neural network with the same number of nodes on each of the hidden layers and which can be initialized to approximate the polynomial

$$\sum_{i=1}^d \alpha_i x_i^2 + \sum_{i=1}^{d-1} \beta_i (x_i + x_{i+1})^2. \tag{7}$$

This network depends on a modification of the network used in [13] for approximating  $f(x) = x^2$  on the interval  $[0, 1]$ . In fact, the same network architecture can be used to approximate  $x^2$  on a general interval  $[a, b]$  by slightly changing the parameters.

**Proposition 2.** *A network  $\tilde{f}$  with  $L$  hidden layers and 4 nodes on each layer can approximate the function  $f(x) = x^2$  on the interval  $[a, b]$  with*

$$\sup_{x \in [a, b]} |x^2 - \tilde{f}| \leq \frac{C}{2^{2L}},$$

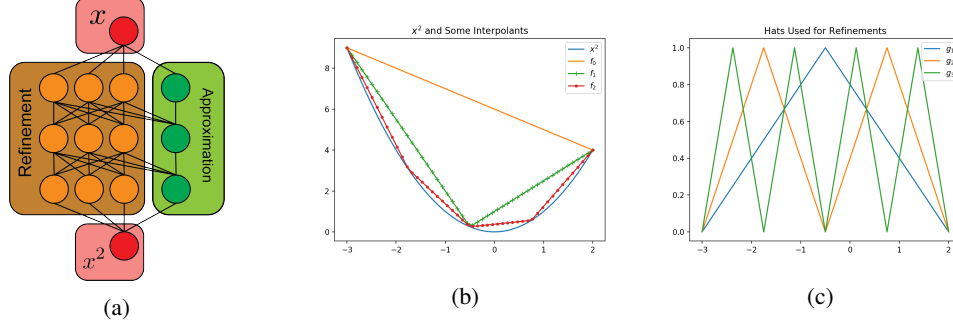


Figure 2: (2a) A network architecture for approximating  $x^2$  on any interval  $[a, b]$ . (2b) Example of the piecewise linear interpolants on the interval  $[-3, 2]$  used in the approximation part of the network. (2c) Example of the hat functions used to refine the piecewise linear interpolants on the interval  $[-3, 2]$ .

where  $C = (b - a)^2/4$ .

*Proof.* Let  $f_m$  be the piecewise linear interpolant of  $x^2$  on  $[a, b]$  so that for

$$\xi_{k,m} := a + \frac{k(b-a)}{2^m}, \text{ for } k = 0, \dots, 2^m$$

$f_m(\xi_{k,m}) = f(\xi_{k,m})$ . The functions  $f_0$ ,  $f_1$ , and  $f_2$  are plotted in Figure 2b for  $x^2$  on the interval  $[-3, 2]$ . The proof of this proposition has two parts. First, we will show that  $f_m$  can be represented as a linear combination of the composition of some special functions. Then, we will show that these special functions can be implemented by a linear combination of ReLU functions with specifically chosen weights and biases. The desired network uses these parameters to compute  $f_m(x)$ . The error can be computed using a standard error estimate for piecewise linear interpolants.

Notice that

$$f_0(\xi_{k,m}) - f_1(\xi_{k,m}) = \begin{cases} 0 & \text{if } k \text{ is even} \\ C & \text{if } k \text{ is odd,} \end{cases}$$

where  $C := (b - a)^2/4$ . Since  $f_0(x) - f_1(x)$  must be linear on each of the intervals  $[a, (a + b)/2]$  and  $[(a + b)/2, b]$ , we may write  $f_0(x) - f_1(x) = Cg_1(x)$  where

$$g_1(x) = \begin{cases} \frac{2}{b-a}(x-a) & a \leq x < \frac{a+b}{2} \\ \frac{2}{a-b}(x-b) & \frac{a+b}{2} \leq x \leq b. \end{cases}$$

We can derive a similar equation for each of the differences  $f_{m-1}(x) - f_m(x)$ . Let  $h(x)$  the ‘‘hat’’ function on the interval  $[0, 1]$  given by

$$h(x) = \begin{cases} 2x & 0 \leq x < 1/2 \\ 2(1-x) & 1/2 \leq x \leq 1. \end{cases}$$

Let  $g_2(x) := h(g_1(x))$ . Since the range of range of  $g_1$  is  $[0, 1]$ , it achieves each of its values twice, and has an axis of symmetry about  $x = (a + b)/2$ , the the composition  $h(g_1(x))$  is the two-hat function so that

$$g_2(\xi_{k,2}) = \begin{cases} 0 & \text{if } k \text{ is even} \\ 1 & \text{if } k \text{ is odd} \end{cases}$$

For example,  $g_2$  for the interval  $[-3, 2]$  is plotted in Figure 2c. Now we notice that  $f_1(x) - f_2(x) = \frac{Cg_2(x)}{2^2}$ . For a general  $m$  we have

$$f_{m-1}(x) - f_m(x) = \frac{Cg_m(x)}{2^{2m}}. \quad (8)$$

where  $g_m(x) := h(h(\dots(g_1(x))\dots))$  is the function defined by  $h$  applied to the output of  $g_1(x)$   $m - 1$  times. An equation for  $f_m$  can now be derived by sequentially applying (8),

$$f_m(x) = f_0(x) - \sum_{i=1}^m \frac{Cg_i}{2^{2m}}. \quad (9)$$

Our network  $\tilde{f}$  is constructed so that its output is  $f_m(x)$ , that is,  $\tilde{f}(x) = f_m(x)$  for all  $x \in [a, b]$ . It is possible to express  $f_0(x)$  on the interval  $[a, b]$  as a single ReLU function, i.e.,  $f_0(x) = \sigma((a+b)x - ab)$ . Both  $g_1(x)$  and  $h(x)$  can be written as linear combinations of 3 ReLU nodes. We have  $g_1(x) = (2/(b-a))\sigma(x-a) + (4/(b-a))\sigma(x-(a+b)/2) + (2/(b-a))\sigma(x-b)$  and  $h(x) = 2\sigma(x) - 4\sigma(x-1/2) + 2\sigma(x)$ . Then according to (9),  $f_m(x)$  can be computed by a network with  $m$  hidden layers and 4 nodes on each layer. This can be seen in Figure 2a. The left three nodes on each layer labeled “refinement” are used to compute either  $g_1$  or  $h$  and the nodes labeled “approximation” are used to compute  $f_k$  for  $k = 0, \dots, m-1$ . The output node computes  $f_m(x)$ .

Since  $\tilde{f}$  is the piecewise interpolant  $f_m$  of  $x^2$ , standard theory yields that

$$\sup_{x \in [a, b]} |x^2 - \tilde{f}| < \frac{C}{2^{2m}}.$$

□

Using the network  $\tilde{f}$  to approximate  $x^2$  on the interval  $[a, b]$  we can construct a network which approximates the product  $x_i x_j$  for  $x_i, x_j \in [a, b]$  by taking a linear combination of  $x_i^2$ ,  $(x_i + x_j)^2$ , and  $x_j^2$ . Such a network was constructed in [13, 12] but those networks both require the absolute values of  $|x_i + x_j|$ ,  $|x_i|$  and  $|x_j|$ . The absolute value of  $x$  can be computed using ReLU activation functions by noticing that  $x = \sigma(x) - \sigma(-x)$ . However, using the absolute values requires an extra layer in a network to approximate  $x_i x_j$  and makes the overall architecture of the resultant network slightly less realistic. Since  $\tilde{f}$  constructed in the previous proposition can approximate  $x^2$  on any interval  $[a, b]$ , our network does not require us to find the absolute values of the inputs. Notice that for  $x_i, x_j \in [a, b]$ ,  $2a \leq x_i + x_j \leq 2b$ . In order to accurately approximate  $(x_i + x_j)^2$  with  $\tilde{f}$  we must scale the quantity  $(x_i + x_j)$  appropriately. In light of this, we consider the following network

$$\tilde{\times}(x_i, x_j) = \frac{1}{2} \left( 4f_m \left( \frac{x_i + x_j}{2} \right) - f_m(x_i) - f_m(x_j) \right) \quad (10)$$

This network has the similar error rate and complexity as those constructed in [13, 12] up to a slightly different constant which depends on  $a$  and  $b$  and with one less layer, since we do not require the absolute values of  $x_i$ ,  $x_j$  and  $x_i + x_j$ .

**Remark 1.** We have constructed the network  $\tilde{F}$  to approximate a given polynomial  $F$ . One can view  $F$  as a hyper-parameter of the network  $\tilde{F}$  since it identifies a specific architecture as well as a set of initial values. We will briefly discuss how one might chose a suitable approximating polynomial given a set of training data. In polynomial approximation it is common to put some assumptions on the target function. For instance, many theorems make assumptions on the smoothness of the function, the distribution of the sample points, or the sparsity in a certain polynomial basis. Such pieces of information are already used for choosing network architectures for approximating functions. In fact, the dimension of the input data, the amount of training data and an estimate to the target function are all used to choose network hyper-parameters. This information can also be used chose an appropriate polynomial approximation scheme. Then, once the polynomial scheme is known we can use it to both generate a network and initialize its values in order to achieve comparable error. Finally, we can perform more training on the network so that it achieves an approximation that is better than the polynomial used to initialize it.

### 3 Numerical Examples

All of the numerical experiments below were implemented using PyTorch. For training, we use the mean square error loss functional  $\frac{1}{n} \sum_{i=1}^n (F(\vec{x}_i) - \tilde{F}(\vec{x}_i))^2$  and the the ADAM optimizer proposed in [17]. The networks and sub-networks were initialized using the parameters of  $\tilde{p}$  for the first two examples and  $\tilde{f}$  for the set of examples using a practical network architecture and necessary polynomial coefficients were computed using built-in NumPy functions.

#### Training a Network From a Polynomial Initialized State

We consider learning the rational polynomial  $R(x) = \frac{1}{1+25x^2}$  from a set of equally spaced samples from the interval  $[-1, 1]$ . A network which has been initialized to approximate the degree 6 Legendre

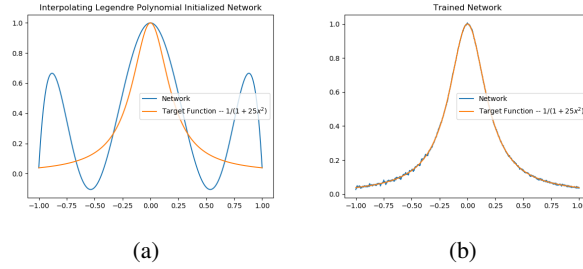


Figure 3: (3a) A degree 6 polynomial interpolation of a rational function generated from 7 equally spaced sample points on the interval  $[-1, 1]$  was used to initialize a network. (3b) The behavior of a network trained using uniformly spaced samples.

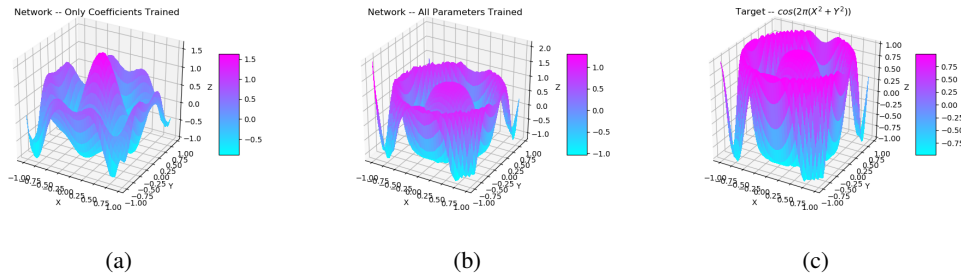


Figure 4: (4a) The approximating network after training only the polynomial coefficients. (4b) The network after training all parameters. (4c) The target function.

interpolant of  $R$  is shown in Figure 3a. From this initialized state, we train all network parameters. The result of the trained network is shown in Figure 3b. Notice that the trained network has learned behavior that allows it to be an approximation to the target than the polynomial used to initialize it.

### A Variation on the Training Procedure

Next, we consider approximating the function  $T(x_1, x_2) = \cos(2\pi(x_1^2 + x_2^2))$ , displayed in 4c from uniform random samples in  $[-1, 1]^d$ . In previous example we computed the polynomial coefficients with respect to some interpolating points. However, one can also consider learning these coefficients. In this example, we initialize a network with respect to a polynomial in 2 dimensions associated with the total degree space of Legendre polynomials of order 8, i.e.,

$$P(x_1, x_2) = \sum_{|i+j|\leq 8} c_{i,j} L_i(x_1) L_j(x_2), \quad (11)$$

where  $L_k$  is the  $k^{\text{th}}$  Legendre polynomial. Once the all network parameters, except for the output weights, were initialize we trained only the weights  $c_{i,j}$ . The result of this training procedure is shown in Figure 4a. Having reached a reasonable polynomial approximation, we then trained all network parameters. The fully trained network is plotted in Figure 4b. Similarly to the previous example, the trained network performs better than the polynomial approximation used to initialize it.

### A Practical Network based on Polynomials

The network  $\tilde{F}$  can grow very large in terms of the total number of trainable parameters if  $\sum_{i=1}^N |\vec{v}_i|$  is large. For high-degree polynomials many multiplications must be approximated. Since we will train the network after it has been initialized to behave like a polynomial, it is reasonable to start with a lower degree approximating polynomial of the training data. This is the motivation for proposing the following network which approximates the polynomial (7) using the parameters and structure of  $\tilde{f}$  constructed in Proposition 2. The network which approximates (7) can be constructed from  $2d - 1$  evaluations of  $\tilde{f}$ . Each of these evaluations can be performed using  $4 * L$  nodes, where  $L$  is

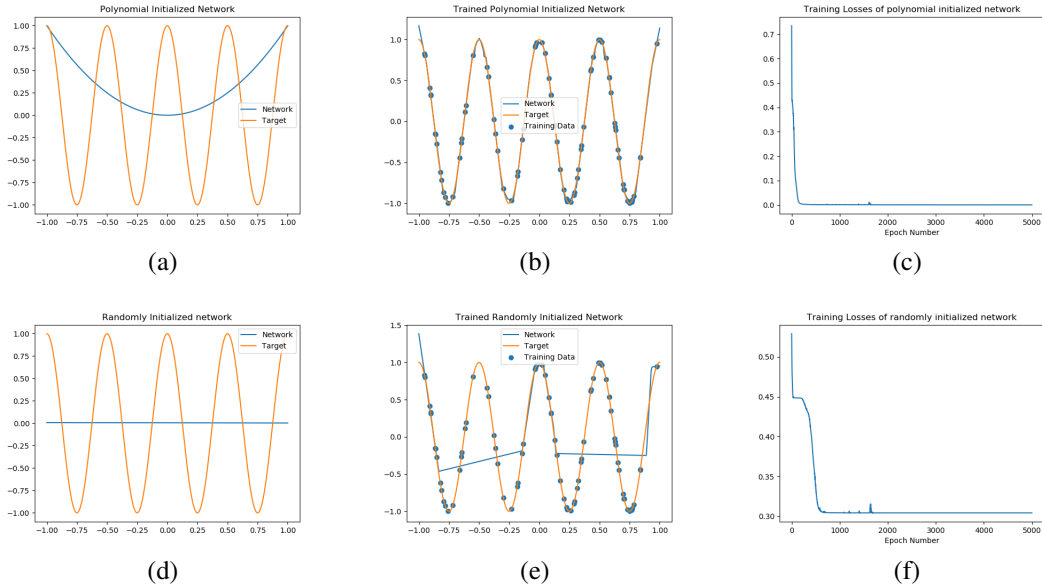


Figure 5: A comparison of the practical deep network trained from its polynomial initialized state and from an randomly initialized state.

the number of desired layers. These nodes can be arranged in parallel to form a deep, feed-forward neural network with  $d$  inputs units,  $L$  hidden layers with  $4 * (2d - 1)$  nodes on each layer, and 1 output unit.

In Figure 5 we consider approximating the function  $\cos(4\pi x)$  on the interval  $[-1,1]$  using the network  $\tilde{\times}(x, x)$  from (10) and using 80 randomly chosen sample points as training data. We compare training this network from a polynomial initialized state, i.e., initialized to approximate  $x^2$  as depicted in 5(a), and a randomly initialized state as depicted in 5(d). The trained networks for the polynomial initialized and randomly initialized networks are plotted in 5(b) and 5(e), respectively. Notice that the polynomial initialized network performs better. Moreover, according to the training losses in 5(c) and (f), the polynomial initialized network learned parameters associated to a more desirable local minimum more quickly than the randomly initialized network.

## 4 Conclusion

The connection established in this effort between polynomials and networks gives a heuristic for choosing suitable network hyper-parameters. As shown in our numerical examples, our presented networks may be able to find better local minima of the loss landscape through their connection to polynomial approximation which determines an initialization of parameters as well as an architecture. We have explored one way in which traditional polynomial approximations and approximations by neural networks may interact. Due to space constraints, we are unable to include more numerical examples. In future work, we plan to apply our initialization to networks used in high-dimensional classification problems. Another possible extension of the work is to explicitly construct network that achieve other kinds of classical approximations, such as in an arbitrary orthogonal basis. We consider only “global” polynomial approximation, i.e., polynomial defined on the entire interval on which we hope to approximate a target. It would be interesting to consider how a network could be constructed which approximates a piecewise polynomial function or some other function which can be expressed by local basis.

## Acknowledgments

This material is based upon work supported in part by: the U.S. Department of Energy, Office of Science, Early Career Research Program under award number ERKJ314; U.S. Department of



Energy, Office of Advanced Scientific Computing Research under award numbers ERKJ331 and ERKJ345; the National Science Foundation, Division of Mathematical Sciences, Computational Mathematics program under contract number DMS1620280; and by the Laboratory Directed Research and Development program at the Oak Ridge National Laboratory, which is operated by UT-Battelle, LLC., for the U.S. Department of Energy under contract DE-AC05-00OR22725.

We would like to acknowledge Hoang A. Tran for many helpful discussions.

## References

- [1] Geoffrey E. Hinton, Simon Osindero, and Yee-Whye Teh. A fast learning algorithm for deep belief nets. *Neural Comput.*, 18(7):1527–1554, 2006. ISSN 0899-7667. doi: 10.1162/neco.2006.18.7.1527. URL <https://doi.org/10.1162/neco.2006.18.7.1527>.
- [2] Alex Krizhevsky, Ilya Sutskever, and Geoffrey E Hinton. Imagenet classification with deep convolutional neural networks. In F. Pereira, C. J. C. Burges, L. Bottou, and K. Q. Weinberger, editors, *Advances in Neural Information Processing Systems 25*, pages 1097–1105. Curran Associates, Inc., 2012. URL <http://papers.nips.cc/paper/4824-imagenet-classification-with-deep-convolutional-neural-networks.pdf>.
- [3] Ian Goodfellow, Jean Pouget-Abadie, Mehdi Mirza, Bing Xu, David Warde-Farley, Sherjil Ozair, Aaron Courville, and Yoshua Bengio. Generative adversarial nets. In Z. Ghahramani, M. Welling, C. Cortes, N. D. Lawrence, and K. Q. Weinberger, editors, *Advances in Neural Information Processing Systems 27*, pages 2672–2680. Curran Associates, Inc., 2014. URL <http://papers.nips.cc/paper/5423-generative-adversarial-nets.pdf>.
- [4] Xavier Glorot and Yoshua Bengio. Understanding the difficulty of training deep feedforward neural networks. In *Proceedings of the thirteenth international conference on artificial intelligence and statistics*, pages 249–256, 2010.
- [5] Léon Bottou. Large-scale machine learning with stochastic gradient descent. In *Proceedings of COMPSTAT'2010*, pages 177–186. Springer, 2010.
- [6] J. Deng, W. Dong, R. Socher, L.-J. Li, K. Li, and L. Fei-Fei. ImageNet: A Large-Scale Hierarchical Image Database. In *CVPR09*, 2009.
- [7] Mariusz Bojarski, Davide Del Testa, Daniel Dworakowski, Bernhard Firner, Beat Flepp, Prasoon Goyal, Lawrence D. Jackel, Mathew Monfort, Urs Muller, Jiakai Zhang, Xin Zhang, Jake Zhao, and Karol Zieba. End to end learning for self-driving cars. *CoRR*, abs/1604.07316, 2016. URL <http://arxiv.org/abs/1604.07316>.
- [8] George Cybenko. Approximation by superpositions of a sigmoidal function. *MCSS*, 2:303–314, 1989.
- [9] Zhou Lu, Hongming Pu, Feicheng Wang, Zhiqiang Hu, and Liwei Wang. The expressive power of neural networks: A view from the width. In I. Guyon, U. V. Luxburg, S. Bengio, H. Wallach, R. Fergus, S. Vishwanathan, and R. Garnett, editors, *Advances in Neural Information Processing Systems 30*, pages 6231–6239. Curran Associates, Inc., 2017. URL <http://papers.nips.cc/paper/7203-the-expressive-power-of-neural-networks-a-view-from-the-width.pdf>.
- [10] Ronald A. DeVore and George G. Lorentz. *Constructive approximation*, volume 303 of *Grundlehren der Mathematischen Wissenschaften [Fundamental Principles of Mathematical Sciences]*. Springer-Verlag, Berlin, 1993. ISBN 3-540-50627-6. doi: 10.1007/978-3-662-02888-9. URL <https://doi.org/10.1007/978-3-662-02888-9>.
- [11] Hadren Montanelli and Qiang Du. New error bounds for deep relu networks using sparse grids. *SIAM Journal on Mathematics of Data Science*, 1(1):78–92, 2019. doi: 10.1137/18M1189336. URL <https://doi.org/10.1137/18M1189336>.
- [12] Charles Schwab and Jakob Zech. Deep learning in high dimension: Neural network expression rates for generalized polynomials chaos expansions in uq. *Analysis and Applications*, 17(1): 19–55, 2019.

- [13] Dmitry Yarotsky. Error bounds for approximations with deep relu networks. *Neural Networks*, 94:103–114, Oct 2017. ISSN 0893-6080. doi: 10.1016/j.neunet.2017.07.002. URL <http://dx.doi.org/10.1016/j.neunet.2017.07.002>.
- [14] Georg Thimm and Emile Fiesler. Neural network initialization. In *International Workshop on Artificial Neural Networks*, pages 535–542. Springer, 1995.
- [15] Boris Hanin and David Rolnick. How to start training: The effect of initialization and architecture. In *Advances in Neural Information Processing Systems*, pages 571–581, 2018.
- [16] Charles Schwab and Jakob Zech. Deep learning in high dimension, 2018.
- [17] Diederik P. Kingma and Jimmy Ba. Adam: A method for stochastic optimization. In *3rd International Conference on Learning Representations, ICLR 2015, San Diego, CA, USA, May 7-9, 2015, Conference Track Proceedings*, 2015. URL <http://arxiv.org/abs/1412.6980>.