

Instruction-Level Design of Local Optimisers using Push GP*

Michael A. Lones[†]

Abstract

This work uses genetic programming to explore the design space of local optimisation algorithms. Optimisers are expressed in the Push programming language, a stack-based language with a wide range of typed primitive instructions. The evolutionary framework provides the evolving optimisers with an outer loop and information about whether a solution has improved, but otherwise they are relatively unconstrained in how they explore optimisation landscapes. To test the utility of this approach, optimisers were evolved on four different types of continuous landscape, and the search behaviours of the evolved optimisers analysed. By making use of mathematical functions such as tangents and logarithms to explore different neighbourhoods, and also by learning features of the landscapes, it was observed that the evolved optimisers were often able to reach the optima using relatively short paths.

1 Introduction

There are many optimisation algorithms that can potentially be applied to a given problem, but theoretical understanding [Wolpert et al., 1997, Joyce and Herrmann, 2018] tells us that a particular optimiser will not be effective over all problems. Despite some progress [Kerschke and Trautmann, 2018], theory has not yet reached the stage where it can offer concrete guidance on which optimisers are suitable for particular problem types. This means that, in practice, it is often necessary to go through a process of trying out different optimisers to see which one is effective on a particular problem. Given that there are many optimisation algorithms available, and that each algorithm has many variants and potential hybrids, this process of selecting the optimal optimiser has the capacity to be very involved and time consuming. One way of addressing this is to use a machine learning algorithm to select or design an optimiser on the user’s behalf [Rice, 1976, Kerschke et al., 2019]. In particular, the hyperheuristics [Burke et al., 2013, Swan et al., 2018] community has been exploring this idea for some time, typically by using evolutionary algorithms to select or generate the heuristics used by a particular metaheuristic framework, or generating new metaheuristic frameworks by combining existing heuristics.

This paper considers the problem of using genetic programming (GP) to design entire optimisers from scratch. In this respect, it is closely related to previous work on hyperheuristics, but with a focus on low-level design of novel search strategies, rather than specialising existing heuristic and

*Citation: M. Lones, Instruction-Level Design of Local Optimisers using Push GP, *Genetic and Evolutionary Computation Conference Companion (GECCO’19)*, ACM, New York, 2019. ISBN 978-1-4503-6748-6/19/07. This is the author’s own version. The published version is available at DOI: 10.1145/3319619.3326806.

[†]School of Mathematical and Computer Sciences, Heriot-Watt University, Edinburgh, UK, m.lones@hw.ac.uk.

metaheuristic algorithms. Another difference from most hyperheuristic approaches is that this work focuses on continuous, rather than discrete, optimisation. However, the aim of this work is not just to design better optimisers, but also to explore and understand the optimiser design space in a more systematic and context-sensitive manner. This is motivated by recent growth in the design of nature-inspired optimisation algorithms, which has seen the invention of new optimisers based on principles of animal foraging and other natural phenomena that are only tangentially related to optimisation [Sörensen, 2015, Lones, 2019]. This work uses Push [Spector, 2001, Spector and Robinson, 2002, Spector et al., 2004], a language that was designed to address the need for both expressiveness and evolvability when optimising programs using evolutionary algorithms. Both of these properties are likely to be important when evolving complex behaviours such as optimisation from scratch. Push is also notable for having been designed for the related problem of auto-constructive evolution.

In this paper, the aim is to gain some understanding of the potential for using Push to design optimisation algorithms, rather than carrying out a rigorous experimental investigation. Consequently, the focus is on evolving local optimisers (which tend to be simpler than population-based approaches) on a small selection of problems that represent common types of solution landscapes, and then analysing the resulting optimisers. The paper is structured as follows: Section 2 discusses related work; Section 3 gives an introduction to Push; Section 4 gives an overview of the methodology used in this paper; Section 5 presents results and analysis; Section 6 concludes.

2 Related Work

In machine learning, it is well known that different algorithms perform well on different problems. In the field of optimisation, this notion has been formalised by various *no free lunch* theorems [Wolpert et al., 1997, Joyce and Herrmann, 2018] which prove that no optimiser is superior to any other when its performance is averaged over all possible problems. The task of an optimisation practitioner is therefore to find an algorithm that works well for a particular problem. Rice [1976], who was the first to formalise this idea within the broader context of machine learning, referred to it as the *algorithm selection problem*. One way to approach this problem is to treat it as a predictive modelling problem, i.e. training a model that can predict how well a particular algorithm will perform when it is provided with information about the problem domain. Such approaches are generally known as metalearning [Vilalta and Drissi, 2002], or *learning to learn*, and make use of metadata about previous experience using algorithms in order to train the predictive model. For example, this approach has been widely researched in the domain of data mining, where the aim is to use it to select an appropriate classification or regression algorithm for a given data set [Vilalta et al., 2004].

Within the optimisation community, previous work on algorithm selection has focused on fitting specific optimisers to specific problems. That is, rather than choosing between different algorithms, the aim is to specialise a given optimiser in some way so that it is better adapted to a particular problem domain, or even a specific problem instance. In the simplest case, this can amount to parameter tuning (also known as hyperparameter optimisation). However, in the more general case, and particularly where significant behavioural changes are made to the optimiser, this approach has come to be known as *hyperheuristics* [Burke et al., 2013, Swan et al., 2018] ([Pappa et al., 2014] provides a good review of the overlap between hyperheuristics and metalearning). Early work in this area focused on *selective* hyperheuristics, where the metalearner is used to choose between existing heuristic components of a metaheuristic framework, sometimes in a dynamical fashion. A more recent approach, known as *generative* hyperheuristics, involves using GP to make changes to a metaheuristic algorithm’s underlying code, with the aim of creating new heuristics that are

Table 1: Vector stack instructions

Instruction	Pop from	Push to	Description
<code>vector.+</code>	vector, vector	vector	Add two vectors
<code>vector.-</code>	vector, vector	vector	Subtract two vectors
<code>vector.*</code>	vector, vector	vector	Multiply two vectors
<code>vector./</code>	vector, vector	vector	Divide two vectors
<code>vector.scale</code>	vector, float	vector	Scale vector by scalar
<code>vector.dprod</code>	vector, vector	float	Dot product of two vectors
<code>vector.mag</code>	vector	float	Magnitude of vector
<code>vector.dim+</code>	vector, float, int	vector	Add float to specified component
<code>vector.dim*</code>	vector, float, int	vector	Multiple specified component by float
<code>vector.apply</code>	vector, code	vector	Apply code to each component in turn
<code>vector.zip</code>	vector, vector, code	vector	Apply code to each pair of components in turn
<code>vector.rand</code>		vector	Generate a random vector of floats
<code>vector.urand</code>		vector	Generate a random unit vector
<code>vector.wrand</code>		vector	Generate a random vector within the bounds
<code>vector.between</code>	vector, vector, float	vector	Gets point between two vectors, with the offset given by a scalar value

fitted to a particular problem’s search space. Examples are the design of new mutation [Woodward and Swan, 2012], crossover [Goldman and Tauritz, 2011] and selection [Richter and Tauritz, 2018] operators for evolutionary algorithms.

There are also examples of using GP to design the overall structure of metaheuristic optimisers, typically by combining components of existing metaheuristic frameworks in novel ways. In some cases this approach has been used to design new kinds of optimiser [Martin and Tauritz, 2013, Ryser-Welch et al., 2016], and in other cases new versions of existing algorithms, e.g. evolution strategies [van Rijn et al., 2016] and Nelder-Mead [Fajfar et al., 2017]. Various forms of GP have been used for this, including tree-based GP [Martin and Tauritz, 2013, Fajfar et al., 2017], Cartesian GP [Ryser-Welch et al., 2016], linear GP [Oltean, 2005], and grammatical evolution [Lourenço et al., 2012].

More recently, the deep learning community has also begun to address the problem of automatically designing optimisers, particularly those used for training neural networks [Li and Malik, 2017, Wichrowska et al., 2017]. Broadly speaking, the idea is similar to the one explored in this paper: training computational systems that, based on inputs describing the state of the search process, generate outputs (and internal state) that determine subsequent steps in the process. However, a key difference is that the computational representation used in this work is closer to the one used by human programmers, and therefore more amenable to human understanding.

3 Push

Push [Spector, 2001, Spector and Robinson, 2002, Spector et al., 2004] is a stack-based typed language designed for use within GP. A Push program is a list of instructions, each of which operates upon a specified type stack. There are stacks for primitive data types (booleans, floats, integers) and each of these has both special-purpose instructions (e.g. arithmetic instructions for the integer and float stacks, logic operators for the boolean stack) and general-purpose stack operators (push, pop, swap, duplicate, rot etc.). There is a code stack, which allows code to be stored and later executed, and a Push program can modify its own code during execution using instructions

that operate on its execution stack. Finally, there is an input stack, which remains fixed during execution. This provides a way of passing non-volatile constants to a Push program; when popped from the input stack, corresponding values get pushed to the appropriate type stack.

One of the primary benefits of using a stack-based approach over more traditional tree-based representations is that the actions of instructions are partially decoupled from their location within the genome. In tree-based GP, the effect of an instruction upon execution is determined by its location within a parse tree. By comparison, in a Push program there is a degree of decoupling between the location of an instruction or argument within the representation and its actual role within the program's execution. This occurs because arguments and results can be stored within stacks and used later; or not used at all. The consequence of this is that programs are less likely to be disrupted by mutation operators. Because the stack system decouples arguments from the functions which use them, it is also not possible to apply incorrectly-typed arguments to a function; therefore, there is no need to use special syntax-preserving recombination operators.

This work uses a modified version of the `Psh`¹ interpreter, which is an existing Java implementation of the Push language. The most significant change made to the code is the addition of a vector stack. This stores fixed-length floating point vectors, which can be used to represent search points. A range of special-purpose instructions have been defined for this stack; these are shown in Table 1. The `vector.apply` and `vector.zip` instructions allow code to be applied to each component (or each pair of components in the case of `zip`) using a functional programming style. The `vector.between` instruction returns a point on a line between two vectors. For this instruction, the distance along the line is determined by a value popped from the `float` stack; if this value is between 0 and 1, then the point is a corresponding distance between the two vectors; if less than 0 or greater than 1, then the line is extended beyond the first or second vector, respectively.

4 Evolving Local Optimisers

A local optimiser carries out a series of moves within a search space of candidate solutions, with the aim of finding the candidate solution that minimises (or maximises) a particular objective function. Well-known local optimisation algorithms include hillclimbing, simulated annealing and tabu search. All of these typically begin the optimisation process with a random solution. At each iteration, they then make (typically small) changes to their current solution in order to sample a new solution. This new solution is then accepted according to some algorithm-specific criteria. For example, a hill-climber always accepts a new solution that has a better objective value than the current solution, simulated annealing accepts an improved solution in a probabilistic manner, and tabu search also takes into account prior search experience. If a new solution is accepted, a move takes place and the new solution becomes the current solution.

In this work, evolved Push expressions are used to generate moves. The aim is to carry out a broad exploration of local search strategies, so no constraints are placed on the manner in which moves are generated and/or accepted. However, some assistance is provided. First of all, the Push expression is called in a loop, meaning that it only needs to generate a single move each time it is called and consequently does not need to evolve its own outer loop. Second, before the Push expression is called, the objective value of the search point on the top of the `vector` stack is calculated and is pushed to the `float` stack. If this value is better than the previous time a search point was evaluated, `true` is pushed to the `boolean` stack; otherwise `false` is pushed. This means that the Push expression can easily check whether the last move was improving. Finally, certain information is always available on the input stack: namely, the current search point, its objective

¹<http://spiderland.org/Psh/>

Algorithm 1 Evaluating a Push optimiser

```
1: for  $i \leftarrow 1$ , repeats do
2:    $p_i \leftarrow$  random point within search bounds
3:    $v_i \leftarrow$  VALUE( $p_i$ ),  $best_i \leftarrow$  infinity,  $v_i^{m-1} \leftarrow$  infinity
4:   clear all stacks
5:   PUSH(bounds, input)
6:   PUSH( $p_i$ , vector and input)
7:   PUSH( $f$ , float and input)
8:   PUSH(true, boolean)
9:   for  $m \leftarrow 1$ , moves do
10:    PUSH( $m$ , integer)
11:    < execute evolved Push expression >
12:     $p_i \leftarrow$  POP(vector)
13:     $v_i^{m-1} \leftarrow v_i$ ,  $v_i \leftarrow$  VALUE( $p_i$ )
14:    if  $v_i < best_i$  then  $best_i \leftarrow v_i$ 
15:    clear input stack
16:    PUSH(bounds, input)
17:    PUSH( $v_i$ , float and input)
18:    if  $p_i$  is within bounds then
19:      PUSH( $v < v^{m-1}$ , boolean)
20:      PUSH( $p_i$ , input)
21:      PUSH( $v_i$ , float and input)
22:      PUSH( $best_i$ , vector)
23:    else
24:      PUSH(false, boolean)
25:      PUSH(infinity, float)
26:    end if
27:  end for
28: end for
29:  $fitness \leftarrow$  MEAN( $best_1, \dots, best_{repeats}$ )
```

value, and the bounds of the search space. See Algorithm 1 for more information.

This approach is evaluated on four functions taken from the CEC 2005 real-valued parameter optimisation benchmarks [Suganthan et al., 2005]. These are all minimisation problems, meaning that the aim is to find the input vector (i.e. search point) that generates the lowest value when passed as an argument to the function. The Sphere function (F_1) has a single optimum sitting in a bowl that curves upwards in all directions from the optimum. Schwefel’s function (F_2) has a single optimum sitting in a valley between two peaks; it is harder than F1 because it is non-separable, so the dimensions can not be treated independently. Rosenbrock’s function (F_6) is multi-modal and has a very narrow valley leading from the local optimum to the global optimum. Rastrigin’s function (F_9) is also multi-modal, but has a large number of regularly spaced local optima.

Each time the fitness of a Push optimiser is measured, it is evaluated ten times from ten randomly-generated starting points located within the search space bounds specified in [Suganthan et al., 2005]. Its fitness is then the mean of the lowest objective values (i.e. best solutions) found in each of these optimisation runs. The use of multiple runs from random points prevents the optimiser from over-learning a particular part of the search space, and also gives a more robust measure of fitness. However, evaluation is very expensive. To make the experiments tractable, results are only

Table 2: Psh parameter settings

```

Population size = 200
Maximum generations = 50
Tournament size = 5
Program size limit = 100
Execution limit = up to 100 instruction executions per move
Instruction set:
boolean/float/integer/vector.  dup flush pop rand rot shove stackdepth swap
yank yankdup
boolean.  = and fromfloat frominteger not or xor
exec.  = do*count do*range do*times if iflt noop
float.  % * + - / < = > abs cos erc exp fromboolean frominteger ln log max
min neg pow sin tan
input.  inall inallrev index
integer.  % * + - / < = > abs erc fromboolean fromfloat ln log max min neg
pow
vector.  * / + - apply between dim+ dim* dprod mag pop scale urand wrand zip
false true

```

collected for the 10-dimensional versions of the benchmark problems with a limit of 1000 moves per optimisation run. Table 2 shows the Psh parameter settings used in this study.

5 Results

Figure 1 plots the fitness distributions over 50 runs of Push GP for each benchmark function. This shows that in each case multiple optimisers were found that could get close to the optimum objective value. In general, the distributions are wide and mostly bimodal, indicating that a significant proportion of runs were not successful at finding functional optimisers. The easiest problem was the unimodal Sphere function (F_1), with 16 evolved optimisers able to get very close to the optimum. The highly-multimodal Rastrigin’s function (F_9) was also relatively easy, with 8 near-optimal solutions. Schwefel’s function (F_2) proved much more challenging, with only 2 evolved optimisers getting close. Rosenbrock’s function (F_6) was the most challenging, with no optimisers making it all the way to the optimum within the limit of 1000 moves.

To give an idea of how the error rates shown in Figure 1 compare to those achieved by an existing optimiser, error rates (taken from [Auger and Hansen, 2005], with the same dimensionality and maximum number of moves) are also shown for a version of CMA-ES. It can be seen that the evolved optimisers compare favourably on these problems, getting closer to the optima than CMA-ES in all cases (i.e. blue lines are below red lines in Figure 1). However, this is not unexpected, since a specialist optimiser trained on a particular function landscape would be expected to do better than a general-purpose optimiser. It should also be borne in mind that a large evaluation budget has been consumed during the Push GP runs, so a direct comparison makes only limited sense.

5.1 Analysis of Evolved Optimisers

These results strongly indicate that Push GP can be used to express and evolve useful optimisers. However, another aim of this study is to look at whether evolved optimisers can provide useful

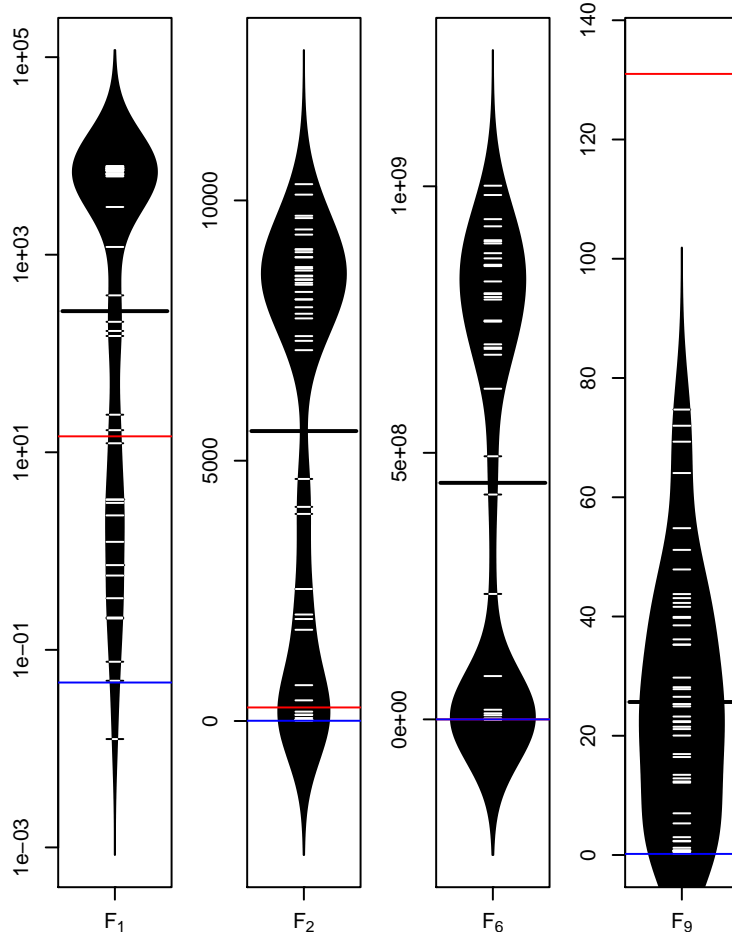


Figure 1: Distributions of mean errors for the best solutions from 50 Push GP runs for each benchmark. The best solution from each was re-evaluated from 25 random starting points and mean errors for these are shown as horizontal blue lines. Red lines show results reported in [Auger and Hansen, 2005] (note, for F_6 , the two lines are overlapping).

insights into ways of doing optimisation. To address this, Table 3 gives an example of an optimiser evolved for each of the benchmark functions. In the cases of F_1 , F_2 and F_6 , these are the optimisers that produced the lowest errors in training. In the case of F_9 , the optimiser with the lowest error proved too challenging to analyse (it comprised 74 instructions and 2 inner loops) so the example given is for the third best optimiser, which used considerably fewer instructions with only a slightly higher error rate.

The F_1 , F_2 and F_9 optimisers shown in Table 3 all make moves through the search space by adding a random vector to the previous best point. Given the relatively low move limit, this seems to be an effective way of exploring moves in multiple dimensions at once, and was generally preferred to making moves in individual dimensions in the best-performing optimisers. It is notable that both the F_1 and F_6 optimisers use the tangent function to determine the size of components within this random vector, and hence the neighbourhood explored in a single move. In both cases, the tangent function is applied to the current objective value, meaning that the neighbourhood size varies periodically as search progresses. The shape of the tangent function entails that move sizes are widely distributed, yet most of the time they are relatively small. This seems to offer a good

Table 3: Examples of evolved Push optimisers with low error rates

Evolved on	Example optimiser
F_1	(input.index float.min 0.68 float.+ float.tan vector.pop vector.wrand vector.- 0.75)
F_2	(vector.yank vector.pop vector.yank float.ln vector.wrand vector.- 0.89 vector.wrand vector.-)
F_6	(float.tan vector.wrand vector.yank vector.pop vector.- 0.61 vector.wrand vector.-)
F_9	(vector./ float.* vector./ float.sin vector.dim+ vector.swap float.rand)
$F_{1,2,6,9}$	(float.tan vector.wrand) (code.noop (((code.noop)) (((integer.fromboolean code.noop))) input.index ((vector.+ () integer.% ((exec.do*count) ((vector.shove))))) vector.wrand ((vector.wrand))))

Table 4: Generalisation to other functions

Evolved on	F_1	F_2	F_6	F_9
F_1	4.67e-2	2.29e+1	4.29e+4	5.18e+1
F_2	7.57e-1	4.75e+0	1.33e+6	1.30e+2
F_6	1.69e+0	9.83e+2	1.65e+3	5.94e+1
F_9	1.71e+4	1.42e+4	4.61e+9	1.82e-1
$F_{1,2,6,9}$	1.71e-1	1.27e+3	6.12e+3	5.38e+1

trade-off between intensification and diversification during search.

The F_1 optimiser appears to be particularly well-adapted to its search space. The first thing it does is sample search points near the origin for several steps. If any of these is better than the initial random solution, it relocates search to this central region of the search space. This can be seen in Figure 2a after the first move. Given the curvature of the F_1 optimisation landscape, this will be the case whenever the initial solution is to the right of or below the origin, and hence this serves as an effective way of bootstrapping search. After this, and before the objective value reaches a threshold of 0.75, components of the random vector are sampled uniformly within the range $[-7.06, 7.06]$, resulting in the large moves around the search space visible in Figure 2a from about $(0, 0)$ to $(-40, 40)$. Once it enters a higher value region, it then uses the tangent function to determine move sizes, as described above. This can be seen in Figure 2a after about $(-40, 40)$, where the trajectory moves quite smoothly towards the optimum, with occasional large deviations when the tangent function grows large. Furthermore, the tangent function is aligned (by adding 0.68 to the objective value) so that moves become very small as it approaches the optimum objective value. Finally, if search goes out of bounds at any point, the move sizes become small (0.15) until it moves back within bounds.

The F_1 optimiser uses a range of search heuristics. However, some of these are quite specific to the F_1 landscape, so it is interesting to consider whether it generalises to other problems. As an indication of this, Table 4 shows the error rates when the optimisers are reevaluated on the other three benchmark functions. It can be seen that reasonable generality is achieved on F_2 , though this is also unimodal and has the same optimum objective value. It also generalises somewhat to

Table 5: Generalisation to other dimensionalities

Evolved on	2D	10D	15D	20D
F_1	0.00e+0	4.67e-2	7.24e-1	6.32e+0
F_2	8.51e-4	4.74e+0	7.34e+2	3.85e+3
F_6	7.83e+1	1.65e+3	1.67e+4	9.87e+5
F_9	4.12e-1	1.82e-1	1.23e+2	2.14e+2

F_9 , with the large moves enabling it to move between local optima basins; however, the different scale of the search space means that it can not easily converge on the optima. No generality was observed when it was reevaluated on F_6 , despite the fact that the F_6 optimiser in Table 3 also uses the tangent function to determine move sizes. The F_6 optimiser, by comparison, does generalise well to F_1 , but does not perform well on the other two functions.

The F_2 optimiser in Table 3 uses the logarithm function rather than the tangent function to determine the neighbourhood size. This is adaptive in a more straightforward manner, with move sizes becoming smaller as search progresses towards the optimum. Two random vectors are added to the current best; the first is determined by the logarithmic function, the second with fixed limits of $[-0.89, 0.89]$. Once the fitness drops below 0, only the latter random vector is added, and hence the neighbourhood size has a fixed bound. These behaviours can be seen in Figure 2b; the initial moves are very large, and become progressively smaller as the trajectory approaches the white area (where objective values are less than 0); after this, the move sizes become relatively small. When the trajectory goes out of bounds (not shown here) the magnitude of the random vector becomes very large, effectively causing a restart. According to Table 4, this optimiser has good generality when re-evaluated on F_1 ; an example trajectory is depicted in Figure 2c. However, it performs poorly on the multimodal landscapes.

The F_1, F_2 and F_6 optimisers have broad similarities, particularly the way in which they adapt their move sizes as the objective value changes. Such strategies are likely to be effective in smooth landscapes with few optima, and variants of this idea are also seen in conventional optimisers. The F_9 optimiser, which must navigate a regular landscape with many local optima embedded within a broader curving gradient, behaves in a very different way. This can be seen in the trajectory shown in Figure 2d. The Push expression, although short, is difficult to understand behaviourally because the two vector divisions take into account values calculated in the previous moves. However, the trajectory shows that this iterative division, in concert with the sine function, causes fairly large movements which are broadly adapted to the distance between optima basins, allowing it to hop between neighbouring basins. After a while, it becomes attracted to, and carries out search within, a diagonal-shaped region comprising parts of five attractor basins. Even though their implementations vary markedly, all the F_9 optimisers with low error rates display broadly similar trajectories within the search space, and perform much better than CMA-ES. However, as Table 4 shows, they generalise very poorly to the other benchmark functions, suggesting that this search behaviour is quite specific to search spaces with regularly-spaced optima.

5.2 Increasing Optimiser Generality

Optimisers are likely to over-learn aspects of the landscapes they are trained on, and this will limit their generality. This can also be seen in Table 5, which shows how well the evolved optimisers generalise to instances of the same problem with larger (and smaller) dimensionalities; whilst the F_1 optimiser generalises well, the other optimisers struggle when the dimensionality is increased.

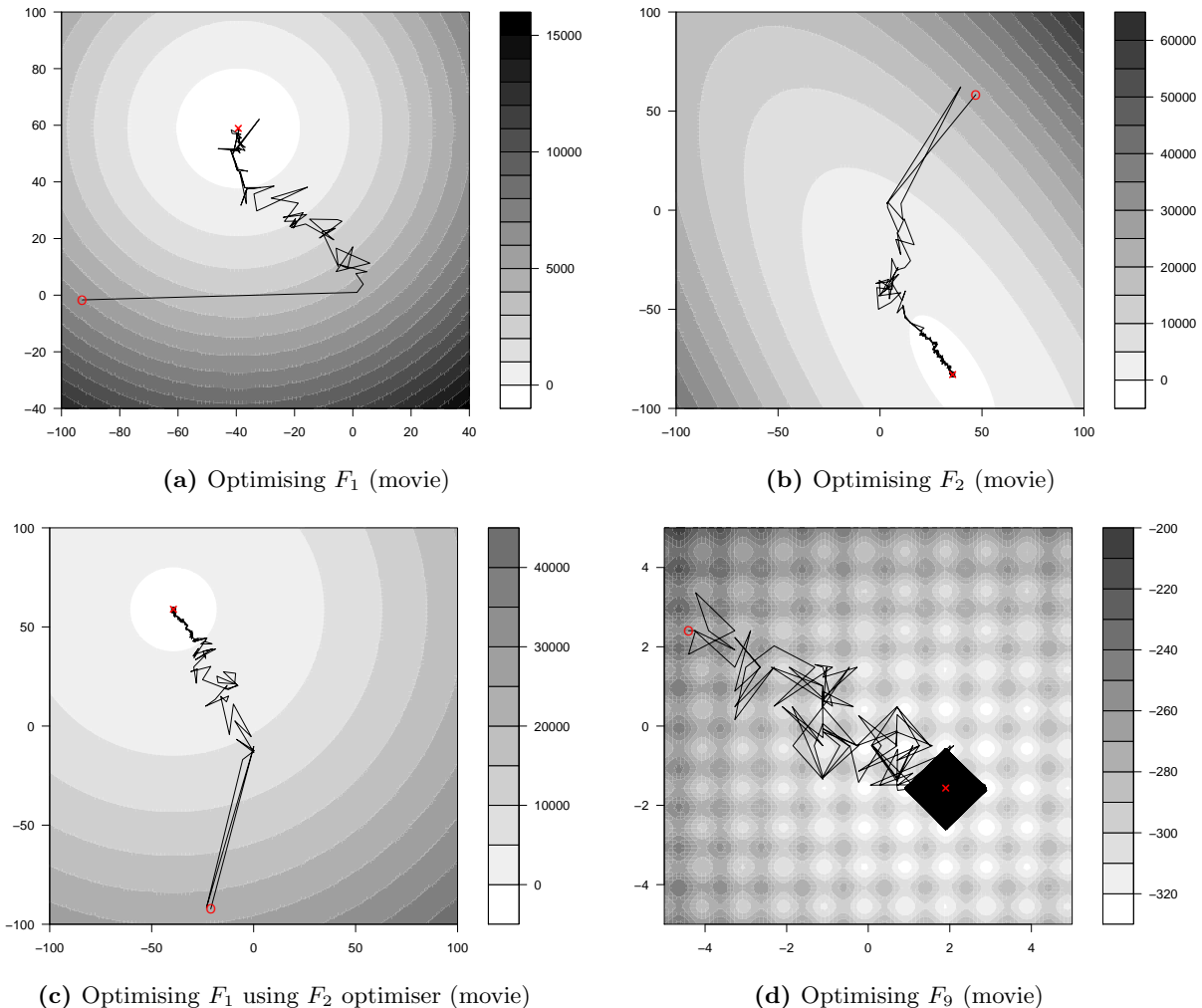


Figure 2: Examples of search trajectories explored by evolved optimisers for 2-dimensional versions of the benchmark functions, with objective values shown as contours. Note that the optimisers were evolved on 10-dimensional versions of the functions. The initial search point is shown as a red circle and the best search point found is indicated by a red cross.

One way of addressing this problem is to train the optimisers on more diverse problems, for example multiple function landscapes or multiple dimensionalities at once. To give an idea of how well this approach works in practice, another set of Push GP runs were carried out with each optimiser evaluated on all four benchmark functions at once, i.e. an optimiser’s fitness is the mean of 10 repeats of F_1 , F_2 , F_6 and F_9 from random initial points. Lexicase selection [Helmuth et al., 2015] was used, with each function treated as a separate fitness case; this is to compensate for the large differences in objective values and error rates for each of the benchmark functions, which would otherwise cause the overall mean to be dominated by F_6 . Since this is essentially a multi-objective problem, there are many equally good solutions to the problem. The error rates for one of these is shown in Table 4, showing that it does generally well for all functions, but less well than the specialist optimisers for each function. The Push expression is shown in Table 3. It appears more complex than the others because it uses a loop to rearrange the execution stack. The consequence of this is that sometimes the tangent function is applied to the objective value and a random vector

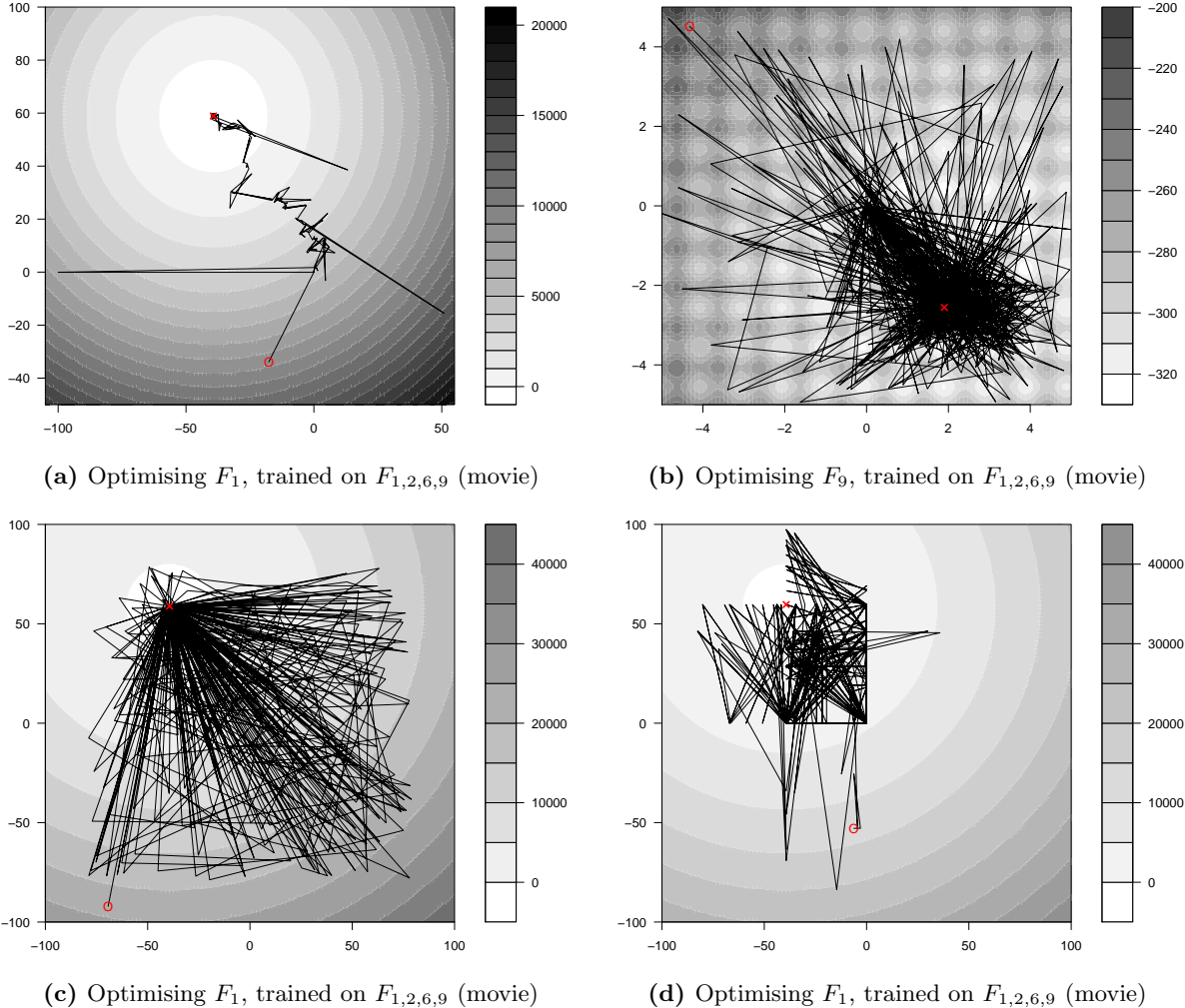


Figure 3: Examples of search trajectories explored by optimisers trained on all four benchmark functions.

created and added to the current best, as in the F_1 optimiser. At other times, the current best is replaced by a random point within the search bounds, i.e. a restart, in optimisation terms. Also, early on in execution, the origin is explored. When applied to F_1 , this behaviour causes a more irregular trajectory than the optimiser trained only on F_1 , as shown in Figure 3a, but it is still effective in reaching the optimum. For F_9 (see Figure 3b), the output of the tangent function causes relatively larger moves due to the smaller bounds of the search space; these are sufficient to hop over local optima basins, but also sometimes small enough to allow search within a basin, and hence it also does fairly well on this function.

A more thorough analysis of these more general optimisers is still to be performed, but an initial inspection of the solutions suggests that they are behaviourally quite diverse. Some of them (such as the one just discussed) behave similarly to the single-function optimisers described earlier. Others behave quite differently. Some examples are shown in Figures 3c and 3d, both of which use geometric patterns of movement in order to sample solutions, leading to unusual (yet still effective) search trajectories through the F_1 landscape. This suggests that there is still a lot we could potentially learn from evolved optimisers.

6 Conclusions

This paper has shown that Push GP can be used to design local optimisers, and do so largely from scratch using primitive instructions. The resulting optimisers tend to be well fitted to the landscapes they were trained on, meaning that they can often approach the optima more rapidly in comparison to a general optimiser that is not aware of the search space characteristics. However, more generality can be achieved by training on multiple landscapes. Although evolved programs are rarely transparent to human understanding, it is often possible to reduce them to compact expressions by removing instructions that have no effect on the output, and then to gain more insight into their effect by observing their behaviour during search. In this respect, they retain an inherent advantage over recent deep learning approaches to designing optimisers, where the translation of trained behaviours into human understanding is much more difficult. Several examples of interpreted evolved Push programs were given in this paper, and showed that they used interesting, and sometimes quite unusual, strategies to explore optimisation landscapes. This supports the idea that this approach may be used to explore optimisation behaviours in a more systematic and problem-dependent manner than traditional ways of designing new optimisation algorithms.

Nevertheless, this is only an initial exploration of the idea. In the experiments, parameters such as the constitution of the function set, the maximum number of instruction executions per move, the maximum number of moves during fitness evaluation, and the population size were fixed. In practice, many of these parameters will have fundamental effects on of how the program space is explored, and further experiments are required to understand these effects. Work is also under way to extend this approach to population-based optimisers.

References

- A. Auger and N. Hansen. Performance evaluation of an advanced local search evolutionary algorithm. In *2005 IEEE Congress on Evolutionary Computation*, volume 2, pages 1777–1784. IEEE, 2005.
- E. K. Burke, M. Gendreau, M. Hyde, G. Kendall, G. Ochoa, E. Özcan, and R. Qu. Hyper-heuristics: A survey of the state of the art. *Journal of the Operational Research Society*, 64(12):1695–1724, 2013.
- I. Fajfar, J. Puhán, and Á. Bűrmen. Evolving a nelder–mead algorithm for optimization with genetic programming. *Evolutionary Computation*, 25(3):351–373, 2017.
- B. W. Goldman and D. R. Tauritz. Self-configuring crossover. In *Proceedings of the 13th annual conference companion on Genetic and evolutionary computation*, pages 575–582. ACM, 2011.
- T. Helmuth, L. Spector, and J. Matheson. Solving uncompromising problems with lexicase selection. *IEEE Transactions on Evolutionary Computation*, 19(5):630–643, 2015.
- T. Joyce and J. M. Herrmann. A review of no free lunch theorems, and their implications for metaheuristic optimisation. In *Nature-Inspired Algorithms and Applied Optimization*, pages 27–51. Springer, 2018.
- P. Kerschke and H. Trautmann. Automated algorithm selection on continuous black-box problems by combining exploratory landscape analysis and machine learning. *Evolutionary Computation*, pages 1–29, 2018.

- P. Kerschke, H. H. Hoos, F. Neumann, and H. Trautmann. Automated algorithm selection: Survey and perspectives. *Evolutionary computation*, 27(1):3–45, 2019.
- K. Li and J. Malik. Learning to optimize neural nets. *arXiv preprint arXiv:1703.00441*, 2017.
- M. A. Lones. Mitigating metaphors: A comprehensible guide to recent nature-inspired algorithms. *arXiv preprint arXiv:1902.08001*, 2019.
- N. Lourenço, F. Pereira, and E. Costa. Evolving evolutionary algorithms. In *Proceedings of the 14th annual conference companion on Genetic and evolutionary computation*, pages 51–58. ACM, 2012.
- M. A. Martin and D. R. Tauritz. Evolving black-box search algorithms employing genetic programming. In *Proceedings of the 15th annual conference companion on Genetic and evolutionary computation*, pages 1497–1504. ACM, 2013.
- M. Oltean. Evolving evolutionary algorithms using linear genetic programming. *Evolutionary Computation*, 13(3):387–410, 2005.
- G. L. Pappa, G. Ochoa, M. R. Hyde, A. A. Freitas, J. Woodward, and J. Swan. Contrasting meta-learning and hyper-heuristic research: the role of evolutionary algorithms. *Genetic Programming and Evolvable Machines*, 15(1):3–35, 2014.
- J. R. Rice. The algorithm selection problem. In *Advances in computers*, volume 15, pages 65–118. Elsevier, 1976.
- S. N. Richter and D. R. Tauritz. The automated design of probabilistic selection methods for evolutionary algorithms. In *Proceedings of the Genetic and Evolutionary Computation Conference Companion*, pages 1545–1552. ACM, 2018.
- P. Ryser-Welch, J. F. Miller, J. Swan, and M. A. Trefzer. Iterative cartesian genetic programming: Creating general algorithms for solving travelling salesman problems. In *European Conference on Genetic Programming*, pages 294–310. Springer, 2016.
- K. Sörensen. Metaheuristics—the metaphor exposed. *International Transactions in Operational Research*, 22(1):3–18, 2015.
- L. Spector. Autoconstructive evolution: Push, pushgp, and pushpop. In *Proceedings of the Genetic and Evolutionary Computation Conference (GECCO-2001)*, volume 137, 2001.
- L. Spector and A. Robinson. Genetic programming and autoconstructive evolution with the push programming language. *Genetic Programming and Evolvable Machines*, 3(1):7–40, 2002.
- L. Spector, C. Perry, J. Klein, and M. Keijzer. Push 3.0 programming language description. Technical report, HC-CSTR-2004-02, School of Cognitive Science, Hampshire College, 2004.
- P. N. Suganthan, N. Hansen, J. J. Liang, K. Deb, Y.-P. Chen, A. Auger, and S. Tiwari. Problem definitions and evaluation criteria for the cec 2005 special session on real-parameter optimization. *KanGAL report*, 2005005, 2005.
- J. Swan, P. De Causmaecker, S. Martin, and E. Özcan. A re-characterization of hyper-heuristics. In *Recent Developments in Metaheuristics*, pages 75–89. Springer, 2018.

- S. van Rijn, H. Wang, M. van Leeuwen, and T. Bäck. Evolving the structure of evolution strategies. In *2016 IEEE Symposium Series on Computational Intelligence (SSCI)*, pages 1–8. IEEE, 2016.
- R. Vilalta and Y. Drissi. A perspective view and survey of meta-learning. *Artificial Intelligence Review*, 18(2):77–95, 2002.
- R. Vilalta, C. G. Giraud-Carrier, P. Brazdil, and C. Soares. Using meta-learning to support data mining. *IJCSA*, 1(1):31–45, 2004.
- O. Wichrowska, N. Maheswaranathan, M. W. Hoffman, S. G. Colmenarejo, M. Denil, N. de Freitas, and J. Sohl-Dickstein. Learned optimizers that scale and generalize. In *Proceedings of the 34th International Conference on Machine Learning-Volume 70*, pages 3751–3760. JMLR. org, 2017.
- D. H. Wolpert, W. G. Macready, et al. No free lunch theorems for optimization. *IEEE Transactions on Evolutionary Computation*, 1(1):67–82, 1997.
- J. R. Woodward and J. Swan. The automatic generation of mutation operators for genetic algorithms. In *Proceedings of the 14th annual conference companion on Genetic and evolutionary computation*, pages 67–74. ACM, 2012.