

Optimal nonparametric change point detection and localization

Oscar Hernan Madrid Padilla¹, Yi Yu², Daren Wang³, and Alessandro Rinaldo⁴

¹Department of Statistics, UC Berkeley

²School of Mathematics, University of Bristol

³Department of Statistics, University of Chicago

⁴Department of Statistics and Data Science, Carnegie Mellon University

May 27, 2019

Abstract

We study change point detection and localization for univariate data in fully nonparametric settings in which, at each time point, we acquire an i.i.d. sample from an unknown distribution. We quantify the magnitude of the distributional changes at the change points using the Kolmogorov–Smirnov distance. We allow all the relevant parameters – the minimal spacing between two consecutive change points, the minimal magnitude of the changes in the Kolmogorov–Smirnov distance, and the number of sample points collected at each time point – to change with the length of time series. We generalize the renowned binary segmentation (e.g. [Scott and Knott, 1974](#)) algorithm and its variant, the wild binary segmentation of [Fryzlewicz \(2014\)](#), both originally designed for univariate mean change point detection problems, to our nonparametric settings and exhibit rates of consistency for both of them. In particular, we prove that the procedure based on wild binary segmentation is nearly minimax rate-optimal. We further demonstrate a phase transition in the space of model parameters that separates parameter combinations for which consistent localization is possible from the ones for which this task is statistical unfeasible. Finally, we provide extensive numerical experiments to support our theory. R code is available at <https://github.com/hernanmp/NWBS>.

Keywords: Nonparametric; Kolmogorov–Smirnov statistic; CUSUM; Binary segmentation; Minimax optimality; Phase transition.

1 Introduction

Change point analysis is a well-established topic in statistics that is concerned with detecting and localizing abrupt changes in the data generating distribution in time series data. Initiated during World War II (see, e.g., [Wald, 1945](#)), the field of change point analysis has produced a large literature as well as hosted well-established methods for statistical inference available to practitioners. These techniques are now widely used to address important real life problems in a variety of disciplines, including, for example, biology ([Fan et al., 2015](#); [Jewell et al., 2018](#)), speech recognition ([Fox et al., 2011](#); [Chowdhury et al., 2012](#)), social networks ([Liu et al., 2013](#)), climate ([Itoh and Kurths, 2010](#)), and financial data ([Preuss et al., 2015](#); [Russell and Rambaccussing, 2018](#)).

The theoretical understanding of the statistical challenges associated to change point problems has also progressed considerably. The initial groundbreaking results of [Yao \(1988\)](#), [Yao and Au \(1989\)](#), [Yao and Davis \(1986\)](#) from the 1980s, aimed at studying change point detection for a univariate piecewise constant signal, have now been extended in several ways. For instance, [Fryzlewicz \(2014\)](#) and [Frick et al. \(2014\)](#),

among others, proposed computationally-efficient methods dealing with the situations with potentially multiple mean change points (see also, Wang et al., 2018b). More recently, Pein et al. (2017) constructed a method that can handle mean and variance changes simultaneously. Cho (2015), Cho and Fryzlewicz (2015) and Wang and Samworth (2018) studied high-dimensional mean change point detection problems. A different line of work, including efforts by Aue et al. (2009), Avanesov and Buzun (2016) and Wang et al. (2017), has investigated scenarios where covariance matrices change. Cribben and Yu (2017), Liu et al. (2018) and Wang et al. (2018a), among others, inspected dynamic network change point detection problems.

Most of the existing theoretical frameworks for statistical analysis of change point problems, however, largely rely on strong modeling assumptions of parametric nature that may be inadequate to capture the inherent complexity of modern, high-dimensional datasets. Indeed, the statistical literature on nonparametric change point analysis is surprisingly limited compared to its parametric counterpart. Among the few nonparametric results, Carlstein et al. (1988) considered the scenario where there is at most one change point; Hawkins and Deng (2010) proposed a Mann–Whitney-type statistics to conduct online change point detection; Matteson and James (2014) established the consistency of change point estimators based on statistics originally introduced in Rizzo et al. (2010); Zou et al. (2014) proposed a nonparametric multiple change point detection method which came with some consistency guarantees; more recently, Padilla et al. (2018) proposed an algorithm for nonparametric change point detection based on the Kolmogorov–Smirnov statistic; Fearnhead and Rigaiil (2018) a mean change point detection robust to outliers; and Vanegas et al. (2019) constructed a multiscale method for detecting changes in fixed quantiles of the distributions.

In this paper we advance both the theory and methodology of nonparametric change point analysis by presenting two computationally-efficient procedures for univariate change point localization that are provably consistent and, in one case, nearly minimax optimal. Our analysis builds upon various recent contributions in the literature on parametric and high-dimensional change point analysis but allows for a fully nonparametric change point model. The pioneering work of Zou et al. (2014) is, to the best of our knowledge, one of very few examples yielding a procedure for nonparametric change point with provable guarantees. A detailed comparison between our results and the ones of Zou et al. (2014) will be given in Section 3.3.

Problem formulation

We describe the change point model we are going to consider next. Our settings and notation are fairly standard, with one crucial difference from most of the contributions in the field: the changes in the underlying distribution at the change points are not parametrically specified but are instead quantified through a nonparametric measure of distance between distributions. This feature renders our methods and analysis applicable to a very broad range of change point problems.

Assumption 1 (Model). *Let $\{Y_{t,i}, t = 1, \dots, T, i = 1, \dots, n_t\} \subset \mathbb{R}$ be a collection of independent random variables such that*

$$Y_{t,i} \sim F_t, \tag{1}$$

where F_1, \dots, F_T are cumulative distribution functions (CDFs).

Let $\{\eta_k\}_{k=0}^{K+1} \subset \{0, 1, \dots, T\}$ be a collection of change points with $0 = \eta_0 < \eta_1 < \dots < \eta_K < \eta_{K+1} = T$ such that

$$F_{\eta_0} = F_{\eta_1} \quad \text{and} \quad F_{\eta_k} \neq F_{\eta_{k+1}}, \quad k = 1, \dots, K,$$

and

$$F_{\eta_{k+1}} = \dots = F_{\eta_{k+1}}, \quad k = 0, \dots, K.$$

Then we assume that the minimal spacing δ and the jump size κ satisfy

$$\min_{k=1, \dots, K+1} \{\eta_k - \eta_{k-1}\} \geq \delta > 0,$$

and

$$\min_{k=1,\dots,K+1} \sup_{z \in \mathbb{R}} |F_{\eta_k}(z) - F_{\eta_{k-1}}(z)| = \min_{k=1,\dots,K+1} \kappa_k = \kappa > 0. \quad (2)$$

Furthermore, we set

$$n_{\min} = \min_{t=1,\dots,T} n_t, \quad \text{and} \quad n_{\max} = \max_{t=1,\dots,T} n_t.$$

Remark. According to our notation, which is consistent with the literature on change point analysis, the k th change occurs at time $\eta_k + 1$.

In (1), we allow for multiple observations n_t to be collected at each time t . This generalizes the classical change point detection framework where $n_t = 1$ for all t ; see, for instance, Zou et al. (2014). This flexibility is inspired by the recent interest in anomaly detection problems where multiple observations can be measured in a fixed time; see the work in Chan et al. (2014), Reinhart et al. (2014) and Padilla et al. (2018). Our results remain valid even if $n_t = 1$ for all t .

We quantify the magnitude of the distributional changes using the Kolmogorov–Smirnov (KS) distance between distribution functions at consecutive change points; see (2). The KS distance is a natural and widely used metric for univariate probability distributions. It is well-known that convergence in the KS distance is stronger than weak convergence but weaker than convergence in the total variation distance and also, provided that the distributions admit bounded Lebesgue densities, in the L_1 -Wasserstein distance. Reliance on the KS metric buys a great deal of flexibility in our results, which hold without virtually any assumptions on the underlying distribution functions $\{F_t\}$. In particular, they can be continuous, discrete or of mixed type.

The nonparametric change point model defined above in Assumption 1 is specified by few key parameters: the minimal spacing between two consecutive change points δ , the minimal jump size in terms of the Kolmogorov–Smirnov distance κ , and the number n_t of data points acquired at each time t . We adopt a high-dimensional framework in which all these quantities are allowed to change as functions of the total number of time points T . For technical reasons, we further assume that, in such asymptotic regime, $n_{\max} \asymp n_{\min} \asymp n$

We consider the change point localization problem of establishing consistent change point estimators $\{\hat{\eta}_k\}_{k=1}^{\hat{K}}$ of the true change points. These are measurable functions of the data and return an increasing sequence of random time points $\hat{\eta}_1 < \dots < \hat{\eta}_{\hat{K}}$, such that, as $T \rightarrow \infty$, the following event holds with probability tending to 1:

$$\hat{K} = K \quad \text{and} \quad \max_{k=1,\dots,K} |\hat{\eta}_k - \eta_k| \leq \epsilon,$$

where $\epsilon = \epsilon(T)$ is such that $\lim_{T \rightarrow \infty} \epsilon/T = 0$

Throughout the rest of the paper, we refer to the quantity ϵ/T as the *localization rate*. Our goal is to obtain change point estimators that, under the weakest possible conditions, are guaranteed to yield the smallest possible ϵ_T . In fact, the change point estimators we produce satisfy a stronger property that $\lim_{T \rightarrow \infty} \epsilon/\delta = 0$.

Summary of results

We will show that under Assumption 1, the hardness of the change point localization task is fully captured by the quantity

$$\kappa \sqrt{\delta n}, \quad (3)$$

which can be thought of as some form of signal-to-noise ratio. We may interpret this quantity by drawing a parallel with the localization task in classical univariate mean change point problem involving a signal with piecewise constant mean corrupted by additive noise. In that problem Wang et al. (2018b) show that

the relevant signal-to-noise ratio is $\kappa\sqrt{\delta}/\sigma$, where σ is an upper bound on the variance of the noise and κ and δ are the smallest size of the jump and the minimal spacing between change points. Since, under Assumption 1, we have $\Theta(n)$ data points at every time point, and if we take the sample mean at every time point, then we obtain a bound on the variance of order $n^{-1/2}$, yielding (3).

We list our contributions as follows.

- We demonstrate the existence of a phase transition for the localization task in terms of the signal-to-noise ratio $\kappa\sqrt{\delta n}$. Specifically, We show that in the low signal-to-noise ratio regime $\kappa\sqrt{\delta n} \lesssim 1$, no algorithm is guaranteed to be consistent. We also show that if $\kappa\sqrt{\delta n} \geq \zeta_T$, where ζ_T is any sequence such that $\lim_{T \rightarrow \infty} \zeta_T = \infty$, then a minimax lower bound of the localization error rate is $(n\kappa^2 T)^{-1}$.
- We develop Kolmogorov–Smirnov versions of binary segmentation (BS) from [Scott and Knott \(1974\)](#) (see Algorithm 1), and of wild binary segmentation (WBS) from [Fryzlewicz \(2014\)](#) (see Algorithm 2). We show that under suitable conditions, both methods are consistent. In addition, Algorithm 2 is proved to be nearly minimax rate-optimal, save for logarithm factors, in terms of both the required signal-to-noise ratio (see Assumption 3) and the localization error rate (see Theorem 2). Interestingly, for the lower bounds on the signal-to-noise ratio and the localization error rate, our rates match those derived for the mean change point localization problem under sub-Gaussian noise; see, e.g., [Wang et al. \(2018b\)](#).
- We provide extensive comparisons of our algorithms and theoretical guarantees with several competing methods and results from the literature. See Section 3.3 and Section 4. In particular, our simulations indicate that our procedures perform very well across a variety of scenarios.

We point out that, although in deriving the theoretical guarantees for our methodologies we rely on techniques proposed in existing work, namely [Venkatraman \(1992\)](#) and [Fryzlewicz \(2014\)](#), our results deliver significant improvements in two aspects. First, the extension of the analyses of both BS and WBS to the nonparametric settings – in which the magnitude of the the distributional changes is measures using the KS metric – requires novel and non-trivial arguments, especially to quantify the order of the stochastic fluctuations of the associated CUSUM statistics. Secondly, the analysis of BS and WBS given in [Fryzlewicz \(2014\)](#) does not extend to our problem because the proofs of those results do not track all the relevant model parameters and, more importantly, suffer from critical errors. Thus, we have derived our results largely from scratch.

Outline

The the paper is organized as follows. In Section 2, we detail the two nonparametric change point detection methods, the theoretical results of which are exhibited in Theorems 1 and 2, respectively. The phase transition and the lower bound of the localisation error rate are demonstrated in Section 3.2. A further comparison of the two proposed methods, and with other nonparametric and parametric change point detection algorithms, is discussed in Section 3.3. Extensive numerical validation of our methods is presented in Section 4.

2 Methodology

In this section, we detail our two nonparametric change point detection procedures, both of which are based on the cumulative sum Kolmogorov–Smirnov statistic (CUSUM KS) defined next.

Definition 1 (CUSUM KS). For any $1 \leq s < t < e \leq T$, define the CUSUM Kolmogorov–Smirnov statistic

$$D_{s,e}^t = \sup_{z \in \mathbb{R}} |D_{s,e}^t(z)|, \quad (4)$$

with

$$D_{s,e}^t(z) = \sqrt{\frac{n_{s:t} n_{(t+1):e}}{n_{s:e}}} \left\{ \widehat{F}_{s:t}(z) - \widehat{F}_{(t+1):e}(z) \right\}, \quad (5)$$

where for all $s' < e'$, and $z \in \mathbb{R}$, we write

$$\widehat{F}_{s':e'}(z) = \frac{1}{n_{s':e'}} \sum_{t=s'}^{e'} \sum_{i=1}^{n_t} \mathbb{1}_{\{Y_{t,i} \leq z\}},$$

and

$$n_{s':e'} = \sum_{t=s'}^{e'} n_t.$$

Algorithm 1 Nonparametric Binary Segmentation. $\text{NBS}((s, e), \tau)$

INPUT: $\{Y_{t,i}, t = s, \dots, e, i = 1, \dots, n_t\} \subset \mathbb{R}, \tau > 0$.

Initial FLAG $\leftarrow 0$,

while $e - s > 2$ and FLAG = 0 **do**

$a \leftarrow \max_{s < t < e} D_{s,e}^t$

if $a \leq \tau$ **then**

FLAG $\leftarrow 1$

else

$b \leftarrow \arg \max_{s < t < e} D_{s,e}^t$

add b to the collection of estimated change points

$\text{NBS}((s, b - 1), \tau)$

$\text{NBS}((b, e), \tau)$

end if

end while

OUTPUT: The collection of estimated change points.

Notice that in Definition 1, $n_{s':e'}$ is the total number of observations collected in the interval $[s', e']$, and $\widehat{F}_{s':e'}$ is the empirical CDF estimated using the data collected in that time. Moreover, $D_{s,e}^t$ is the KS statistic for testing the null hypothesis that the data collected over the time course $[s, e]$ have the same distribution, against the alternative that t is the only change point in $[s, e]$.

Based on the CUSUM KS statistic, we propose nonparametric versions of BS and WBS in Algorithms 1 and 2, respectively. These two algorithms share the same rationale behind the BS and WBS procedures for univariate mean change point detection problems (see, for instance, Fryzlewicz 2014). Specifically, for the nonparametric binary segmentation procedure (NBS) described in Algorithm 1, we iteratively search for the time point which maximizes the CUSUM KS statistic. If the corresponding CUSUM KS value exceeds a pre-specified threshold, then the time point is added to the estimated change point collection. The process stops when all the statistics are below the threshold. As for the nonparametric wild binary segmentation method (NWBS) in Algorithm (2), instead of starting off from the whole time course, we draw a collection of random intervals and conduct NBS within each interval. The maximum is chosen to be the maximum CUSUM KS over all the intervals, and the comparisons with the pre-specified threshold are conducted thereafter.

Algorithm 2 Nonparametric Wild Binary Segmentation. $\text{NWBS}((s, e), \{(\alpha_m, \beta_m)\}_{m=1}^M, \tau)$

INPUT: $\{Y_{t,i}, t = s, \dots, e, i = 1, \dots, n_t\} \subset \mathbb{R}, \tau$.

```

for  $m = 1, \dots, M$  do
   $(s_m, e_m) \leftarrow [s, e] \cap [\alpha_m, \beta_m]$ 
  if  $e_m - s_m \geq 2$  then
     $a_m \leftarrow \max_{s_m < t < e_m} D_{s_m, e_m}^t$ 
     $b_m \leftarrow \arg \max_{s_m < t < e_m} D_{s_m, e_m}^t$ 
  else
     $a_m \leftarrow -1$ 
  end if
end for
 $m^* \leftarrow \arg \max_{m=1, \dots, M} a_m$ 
if  $a_{m^*} > \tau$  then
  add  $b_{m^*}$  to the set of estimated change points
   $\text{NWBS}((s, b_{m^*}), \{(\alpha_m, \beta_m)\}_{m=1}^M, \tau)$ 
   $\text{NWBS}((b_{m^*} + 1, e), \{(\alpha_m, \beta_m)\}_{m=1}^M, \tau)$ 
end if

```

OUTPUT: The set of estimated change points.

In both Algorithms 1 and 2, we set the input τ as the pre-specified threshold. This tuning parameter directly controls the number of estimated change points, with larger values of τ producing smaller number of estimated change points. Our theory in the next sections will shed some lights on how to choose τ .

Furthermore, for $s < t < e$, the computational cost for calculating the statistic $D_{s,e}^t$ is $O((e - s)n_{s:e} \log n_{s:e})$. This can be seen with a naive calculation based on the merge sort algorithm, and the fact that supremum in (4) only needs to be taken over $z \in \{y_{u,i} : s \leq u \leq e, i = 1, \dots, n_u\}$. Hence, for a choice of τ that produces \tilde{K} estimated change points, Algorithm 1 has worst case running time $O(\tilde{K}T n_{1:T} \log n_{1:T})$.

3 Theory

In this section, we first prove the consistency of the NBS, and then the consistency and optimality of NWBS. To back our optimality claim, we provide information-theoretic lower bounds in Section 3.2. Finally, we compare our results with existing methods, in particular with Zou et al. (2014). The proofs, as well as any auxiliary technical results, can be found in the Appendices.

3.1 Nonparametric binary segmentation and nonparametric wild binary segmentation

We start by showing consistency for the NBS estimator as defined in Algorithm 1. Before arriving at our first result, we state an assumption involving the minimum spacing condition, the minimum jump size, and the time horizon T .

Assumption 2. *There exists a constant $C_\alpha > 0$ such that $\kappa\delta \geq C_\alpha T^\Theta$ for some $\Theta \in (9/10, 1]$.*

Note that Assumption 2 can be thought as a nonparametric version of Assumption 2 in Fryzlewicz (2014), which was used there to prove the consistency of BS in the univariate mean change point detection problem with sub-Gaussian errors.

The constant C_α in Assumption 2 is an absolute constant, in the sense that it is not a function of T . Technically speaking, when it is used in Theorem 1 below, it is required to be large enough to create enough

room for the other constants in Theorem 1. We do not claim the optimality of the constant C_α , but it can be tracked in the proofs, which we provide in the Appendices for readability.

We are now ready to state our theoretical guarantee for the NBS estimator. This proves that we can consistently estimate the number of change points and their locations.

Theorem 1 (NBS). *Suppose that Assumptions 1-2 hold and*

$$2\sqrt{n_{\max}\epsilon} + C\sqrt{\log n_{1:T}} < \tau < \frac{\kappa\delta n_{\min}}{8\sqrt{(e-s)n_{\max}}}, \quad (6)$$

with

$$\epsilon = C_2 \log(n_{1:T}) \delta^{-3} \kappa^{-1} (e-s)^{7/2} \frac{n_{\max}^{5/2}}{n_{\min}^3}, \quad (7)$$

for some positive constant C_2 . Then, with probability approaching one as $T \rightarrow \infty$, the output of $\text{NBS}((0, T), \tau)$ is such that

$$\hat{K} = K, \quad \text{and} \quad \max_{k=1, \dots, \hat{K}} |\hat{\eta}_k - \eta_k| \leq \epsilon.$$

From Theorem 1 we can see that

$$\frac{\epsilon}{T} \lesssim \log(n_{1:T}) \delta^{-3} \kappa^{-1} (e-s)^{7/2} \frac{1}{n^{1/2}T} \lesssim \frac{\log(n_{1:T})}{T^{1/8}n^{1/2}} \rightarrow 0,$$

where the second inequality holds under Assumption 2. This implies consistency of Algorithm 1. Similar calculations, based on Assumption 2, also show that the range of values of τ defined by (6) is not empty.

Though NBS is computationally fast and provably consistent, the localization rate implied by (7) is not optimal, as we will show below. In order to achieve near minimax-optimality we will turn instead to the more complicated NWBS estimator. By considering random intervals, the NWBS methodology will be consistent in settings where the NBS procedure might not and, furthermore, will achieve faster localization rate.

Assumption 3. *Assume that there exists a constant $C_{\text{SNR}} > 0$ such that*

$$\sqrt{\log(n_{1:T})} < C_{\text{SNR}} \kappa \sqrt{\delta} \sqrt{n}.$$

The constant $C_{\text{SNR}} > 0$ plays a similar role as C_α used in Assumption 2 and inherits the same discussion. Assumption 3 is essentially a requirement on the rate of the signal-to-noise ratio.

Recall that in the univariate mean change point detection case, it is shown that if

$$\kappa \sqrt{\delta} / \sigma < \sqrt{\log(T)},$$

then no algorithm is guaranteed to produce consistent change point estimators (e.g. Wang et al., 2018b). Note that in this paper, essentially, the data in use are the empirical distribution estimators, and intuitively their fluctuations are in the order of $\sigma \asymp n^{-1/2}$. Hence, our next theorem leads to an intuitive argument that our method is optimal.

Theorem 2 (NWBS). *Assume the inputs of the NWBS algorithm are as follows:*

- the sequence $\{Y_{t,i}\}_{i=1}^{n_t}$ satisfies Assumptions 1 and 3;
- the collection of intervals $\{(\alpha_s, \beta_s)\}_{s=1}^S \subset \{1, \dots, T\}$, with endpoints drawn independently and uniformly from $\{1, \dots, T\}$, satisfy

$$\max_{s=1, \dots, S} (\beta_s - \alpha_s) \leq C_S \delta, \quad (8)$$

almost surely, for an absolute constant $C_S > 1$; and

- the tuning parameter τ satisfies

$$c_{\tau,1}\sqrt{\log(n_{1:T})} \leq \tau \leq c_{\tau,2}\kappa\delta^{1/2}\frac{n_{\min}^{3/2}}{n_{\max}}, \quad (9)$$

where $c_{\tau,1}, c_{\tau,2} > 0$ are constants.

Let $\{\hat{\eta}_k\}_{k=1}^{\hat{K}}$ be the corresponding output of the NWBS algorithm. Then

$$\begin{aligned} & \mathbb{P} \left\{ \hat{K} = K \quad \text{and} \quad \epsilon_k \leq \epsilon := C_\epsilon \kappa_k^{-2} \log(n_{1:T}) n_{\max}^9 n_{\min}^{-10}, \quad \forall k = 1, \dots, K \right\} \\ & \geq 1 - \frac{24 \log(n_{1:T})}{T^3 n_{1:T}} - \frac{48T}{n_{1:T} \log(n_{1:T}) \delta} - \exp \left\{ \log \left(\frac{T}{\delta} \right) - \frac{S\delta^2}{16T^2} \right\}, \end{aligned} \quad (10)$$

where $\epsilon_k = |\hat{\eta}_k - \eta_k|$ for $k = 1, \dots, K$, and C_ϵ is a positive constant.

Few remarks are in order.

- Based on Assumption 3, the range of tuning parameters τ defined in (9) is not empty, and the upper bound of the localisation error rate satisfies $\max_{k=1, \dots, K} \epsilon_k/T \rightarrow 0$ as T grows unbounded. In addition, as long as we choose

$$S \gtrsim \log \left(\frac{T}{\delta} \right) \frac{T^2}{\delta^2},$$

the probability in (10) tends to 1 as $T \rightarrow \infty$, which shows that NWBS is consistent.

- The condition (8) is somewhat unsatisfactory, as it assumes some knowledge of the constant C_S . This may not be available in practice, even though in many cases an educated guess on the minimal spacing is not too unreasonable to assume. In our proofs we do need condition (8). We remark that such condition does not appear among the assumptions of Theorem 3.2 in Fryzlewicz (2014) due to a flaw in the proof of that result. On the other hand, in their alternative analysis of WBS, Wang and Samworth (2018) do not impose (8) but formulate instead a different condition that, like in our case, requires knowledge of a lower bound for δ . Luckily, condition (8) is needed to guarantee minimax rate optimality of NWBS, but not its consistency. For instance, assuming that

$$\kappa\sqrt{\delta n}(\delta/T) \gtrsim \log^{1/2+\xi}(n_{1:T}), \quad (11)$$

a slightly more stringent setting than in Assumption 3, we have that, with probability tending to one,

$$\max_{k=1, \dots, K} \epsilon_k = \epsilon \lesssim \frac{\log(n_{1:T})}{\kappa^2} \frac{n_{\max}^9}{n_{\min}^{10}} \left(\frac{T}{\delta} \right)^2.$$

Thus, under (11), instead of Assumption 3, we have that NWBS is still consistent in the sense that $\epsilon/T \rightarrow 0$ as $T \rightarrow \infty$. This conclusion can be obtained by following the proof of Theorem 2, replacing C_S with T/δ which explains the extra T/δ factor.

- An important aspect of the Theorem 2, which strictly improves upon the guarantees claimed in Fryzlewicz (2014), is that it yields localization rates that are *local*, in the sense that each change point η_k is associated its own localization rate, depending on κ_k , the magnitude of the corresponding distributional change.
- To better understand Theorem 2, recall that in the univariate mean change point detection problem, Lemma 2 in Wang et al. (2018b) showed that the lower bound of the localisation rate is of the order $\sigma^2 \kappa^{-2}$. Moreover, if $n_{\min} \asymp n_{\max} \asymp n$, then ϵ in Theorem 2 is of the order $n^{-1} \kappa^{-2} \log(n_{1:T})$. Hence, intuitively, the upper bound ϵ in Theorem 2 is optimal off by a logarithm factor.

The detailed proofs of Theorems 1 and 2 can be found in Appendix A. Here we sketch both results' roadmap, which proceeds by induction due to the nature of the NBS and NWBS algorithms. We first control the deviances between the statistics $\{D_{s,e}^t : 1 \leq s < t \leq e \leq T\}$ and their population versions, by exploiting concentration inequalities. The rest of the proofs are conducted within the so-called good events, the probabilities of which tend to 1 as T grows unbounded, that such fluctuations remain within an appropriate range. Next, we show that the population CUSUM KS statistics (Definition 2 in Appendix A) achieve their maxima at the true change points. Consequently, within the good events, our algorithms will correctly detect or reject the existence of change points. Finally, we show that the CUSUM KS statistics decrease fast enough around their maxima, which leads to the upper bounds on the localisation error rates.

3.2 Phase transition and minimax optimality

In this subsection, we prove that the NWBS algorithm is optimal, in the sense of nearly achieving minimax localization rates across a range of models for which the localization task is possible. Towards that end, recall that in Theorem 2, we have shown that Algorithm 2 provides consistent change point estimators under the assumption that

$$\kappa\sqrt{\delta}\sqrt{n} \gtrsim \sqrt{\log(n_{1:T})}. \quad (12)$$

In Lemma 3 below, we will show that if

$$\kappa\sqrt{\delta}\sqrt{n} \lesssim 1, \quad (13)$$

then no algorithm is guaranteed to be consistent uniformly over all possible change point problems. More precisely, we will construct a change point setting in which, under any choice of the parameters obeying the scaling (13), consistent change point localization is impossible. In light of (12), (13) and Theorem 2, we have found a phase transition over the space of model parameters that separate scaling for which the localization task is impossible, from combinations of model parameters for which there exists an algorithm – namely NWBS – that is consistent. The separation between these two regions is sharp, saving for a $\sqrt{\log(n_{1:T})}$ term.

Lemma 3. *Let $\{Y_{t,i}\}_{i=1,t=1}^{n,T}$ be a time series satisfying Assumption 1 with one and only one change point. Let $P_{\kappa,n,\delta}^T$ denote the corresponding joint distribution. For any $0 < \zeta < 1/\sqrt{2}$, denote*

$$\mathcal{P}_\zeta^T = \left\{ P_{\kappa,n,\delta}^T : \delta = \min \left\{ \left\lfloor \frac{\zeta^2}{\kappa^2 n} \right\rfloor, \left\lfloor \frac{T}{3} \right\rfloor \right\} \right\}.$$

Let $\hat{\eta}$ and $\eta(P)$ be an estimator and the true change point, respectively. It holds that

$$\inf_{\hat{\eta}} \sup_{P \in \mathcal{P}_\zeta^T} \mathbb{E}_P(|\hat{\eta} - \eta(P)|) \geq \frac{1 - 2\zeta^2}{3} T,$$

where the infimum is over all possible estimators of the change point location.

In our next result, we derive a minimax lower bound on the localization task, which applies to nearly all combinations of model parameters outside the impossibility regions found in Lemma 3.

Lemma 4. *Let $\{Y_{t,i}\}_{i=1,t=1}^{n,T}$ be a time series satisfying Assumption 1 with one and only one change point. Let $P_{\kappa,n,\delta}^T$ denote the corresponding joint distribution. Consider the class of distributions*

$$\mathcal{Q} = \left\{ P_{\kappa,n,\delta}^T : \delta < T/2, \kappa < 1/2, \kappa\sqrt{\delta}\sqrt{n} \geq \zeta_T \right\},$$

for any sequence $\{\zeta_T\}$ such that $\lim_{T \rightarrow \infty} \zeta_T = \infty$. Let $\hat{\eta}$ and $\eta(P)$ be an estimator and the true change point, respectively. Then, for all T large enough, it holds that

$$\inf_{\hat{\eta}} \sup_{P \in \mathcal{Q}} \mathbb{E}_P(|\hat{\eta} - \eta(P)|) \geq \max \left\{ 1, \frac{1}{2} \left\lceil \frac{1}{n\kappa^2} \right\rceil e^{-2} \right\},$$

where the infimum is over all possible estimators of the change point locations.

The above lower bound matches, saving for a logarithm factor, the localization rate for NWBS we have established in Theorem 2, thus showing that NWBS is nearly minimax rate-optimal.

3.3 Comparisons

The comparisons between Algorithms 1 and 2 follow the same lines as those in other change point detection problems. Both algorithms can be conducted in polynomial time. Also, under suitable conditions, both algorithms provide consistent change point estimators. On one hand, Algorithm 1 is computationally cheaper than Algorithm 2, and contains fewer tuning parameters; but on the other hand, Algorithm 2 requires a weaker signal-to-noise ratio and achieves smaller localisation error rates. In fact, as we have explained in Section 3.2, Algorithm 2 is optimal in both senses, off by a logarithm factor.

We can also compare our rates with those in the univariate mean change point detection problem, which assumes sub-Gaussian data (e.g. Wang et al., 2018b). On one hand, this comparison inherits the main arguments when comparing parametric and nonparametric modeling methods in general. Especially with the general model assumption we impose on the underlying distribution functions, we enjoy risk-free from model mis-specification. On the other hand, seemingly surprisingly, we achieve the same rates of those in the univariate mean change point detection case, even though sub-Gaussianity is assumed thereof. In fact, this is expected. Note that we are using the empirical distribution function in our CUSUM KS statistic, which is essentially a weighted Bernoulli random variable at every $z \in \mathbb{R}$. Due to the fact that Bernoulli random variables are sub-Gaussian, and that the empirical distribution functions are step functions with knots only at the sample points, we are indeed to expect the same rates.

Furthermore, the H-SMUCE procedure from Pein et al. (2017) can also be compared to NWBS. Assuming Gaussian errors, $\delta \gtrsim T$, and $K = O(1)$, Theorems 3.7 and 3.9 from Pein et al. (2017) proved that H-SMUCE can consistently estimate the number of change points, and that $\epsilon \lesssim r(T)$, for any $r(T)$ sequence such that $r(T)/\log(T) \rightarrow \infty$. This is weaker than our upper bound that guarantees $\epsilon \lesssim \log T$. In addition, NWBS can handle changes in variance when the mean remains constant, a setting where it is unknown if H-SMUCE is consistent.

Another interesting contrast can be made between NWBS and the multiscale quantile segmentation (MQS) method recently introduced by Vanegas et al. (2019). Both of these algorithms make no assumption about the distributional form of the CDFs F_t . However, MQS is designed to identify changes in known quantiles. This is not a requirement for NWBS which can detect any type of changes without previous knowledge of their nature. As for statistical guarantees, translating to our notation, provided that $\delta \gtrsim \log(T)$, MQS can consistently estimate the number of change points and have $\epsilon \lesssim \log(T)$. This matches our theoretical guarantees in Theorem 2.

To conclude this subsection, we would like to provide a thorough comparison between the guarantees of the NWBS algorithms, described in Theorem 2, and the properties of the methodology of Zou et al. (2014) for nonparametric change point detection.

- The approach from Zou et al. (2014) is based on a Binomial likelihood function integrated over the whole support with a properly chosen weight function. In contrast, our algorithms exploit the CUSUM-KS statistics and does not require specifying a weight function nor integration calculations.

- The conditions assumed in [Zou et al. \(2014\)](#) are, in general, more stringent than ours. For instance, they required the CDF functions to be continuous (see Assumption (A1) thereof), while our results hold with arbitrary distribution function. Furthermore, the empirical CDF over the whole data is assumed to converge, almost surely, to the true CDF, uniformly on the support (see Assumption (A3) thereof). This condition holds automatically if the number of change points is fixed by the renowned Glivenko-Cantelli theorem. We do not need this condition, and we allow for the number of change points to diverge as the number of total time points grows unbounded. Finally, in [Zou et al. \(2014\)](#), the size of the distributional change at the change points is measured in a sophisticated way involving an integration over an appropriately chosen Kullback–Leibler divergence (see Assumption (A4) thereof). In contrast, we take this quantity to be the KS distance between the corresponding CDFs, see (2). Arguably, our characterization is more interpretable.
- NWSB is shown to enjoy stronger properties under weaker conditions. In detail:
 - Algorithm 2 can handle the case when $\delta \gtrsim \log(T)$ and $K \lesssim T/\log(T)$ with a guaranteed localization rate $\epsilon/T \lesssim \log(T)/T$. On the contrary, this case does not satisfy the conditions in the Theorem 1 in [Zou et al. \(2014\)](#).
 - If we let the number of change points to be of order $O(1)$ in Theorem 2 of [Zou et al. \(2014\)](#), then, again translating into our notation, their method yields $\epsilon \gtrsim \log^{2+c}(T)$, for $c > 0$; while we have $\epsilon \lesssim \log(T)$.
 - Our results and conditions involve the magnitude of the jump sizes, allowing for the minimum jump size to decay to 0. In contrast, [Zou et al. \(2014\)](#) constraints the jump sizes to be bounded away from 0, and the result localization rate does not explicitly involve the jump sizes.
 - There appears to be somewhat of a conflict between the Corollary 1 and Theorem 1 in [Zou et al. \(2014\)](#). To be specific, translating their notation to ours, if $\epsilon = O_p(1)$ as guaranteed by Corollary 1, then the number of change points has to be of order $o(1)$ to ensure that the conditions in Theorem 1 are met. The latter implies that their results only hold when there is no change point.

3.4 Choice of tuning parameter

The key tuning parameter in Algorithms 1 and 2 is τ , a parameter that in essence determines whether a candidate change point should be included in their output. In this subsection, we focus on how to pick τ in Algorithm 2, although the discussion below remains valid for NBS by replacing Algorithm 2 with Algorithm 1.

Notice that, in NWBS, if we vary τ along the real line from ∞ to 0, then we start collecting more and more change points. In particular, if all the other inputs - namely, $\{Y_{t,i}\}$, $\{(\alpha_m, \beta_m)\}$ - are kept fixed, then $\mathcal{B}(\tau_1) \subseteq \mathcal{B}(\tau_2)$, for $\tau_1 \geq \tau_2$, where $\mathcal{B}(\tau)$ is the output of Algorithm 2 with input τ .

Next we proceed to construct two algorithms that can be used for model comparison. The first of these, Algorithm 3, is a generic procedure that can be used for merging two collections of estimated change points \mathcal{B}_1 and \mathcal{B}_2 . Algorithm 3 deletes from $\mathcal{B}_1 \cup \mathcal{B}_2$ potential false positives by testing their validity one by one using test statistics based on the CUSUM KS. However, Algorithm 3 does not scan for potential false positives in the set $\mathcal{B}_1 \cap \mathcal{B}_2$.

In order to have a practical scheme for selecting τ , we propose Algorithm 4, which is a full change point detection procedure with tuning parameter selection. To present Algorithm 4, we slightly abuse the notation. In particular, in order to emphasize that the NWBS procedure is conducted on the sample $\{W_{t,i}\}$, we include $\{W_{t,i}\}$ as a formal input to NWBS. In addition, since the CUSUM KS statistics are based on $\{Y_{t,i}\}$, we now

Algorithm 3 Update

INPUT: $\{Y_{t,i}, t = 1, \dots, n, i = 1, \dots, n_t\} \subset \mathbb{R}, \mathcal{B}_1 \neq \mathcal{B}_2, \lambda$ $\mathcal{C} \leftarrow (\mathcal{B}_2 \setminus \mathcal{B}_1) \cup (\mathcal{B}_1 \setminus \mathcal{B}_2), n_c \leftarrow |\mathcal{C}|.$ $\widehat{\mathcal{B}} \leftarrow \mathcal{B}_1 \cap \mathcal{B}_2.$ **for** $i \in \{1, \dots, n_c\}$ **do** $\eta \leftarrow \eta_i \in \mathcal{C}$ **if** $\eta \in \mathcal{B}_2 \setminus \mathcal{B}_1$ **then** $k \leftarrow$ the integer satisfying $\eta \in (\hat{\eta}_k, \hat{\eta}_{k+1})$, where $\{\hat{\eta}_k, \hat{\eta}_{k+1}\} \subset \mathcal{B}_1$ **else** $k \leftarrow$ the integer satisfying $\eta \in (\hat{\eta}_k, \hat{\eta}_{k+1})$, where $\{\hat{\eta}_k, \hat{\eta}_{k+1}\} \subset \mathcal{B}_2$ **end if** $\hat{z} \leftarrow \min \arg \max_{z \in \{Y_{t,i}\}} \left| D_{\hat{\eta}_k, \hat{\eta}_{k+1}}^\eta(z) \right|$ **if**

$$\begin{aligned} & \sum_{t=\hat{\eta}_k+1}^{\eta} \sum_{i=1}^{n_t} \left(\mathbb{1}_{\{Y_{t,i} \leq \hat{z}\}} - \widehat{F}_{(\hat{\eta}_k+1):\eta}(\hat{z}) \right)^2 + \sum_{t=\eta+1}^{\hat{\eta}_{k+1}} \sum_{i=1}^{n_t} \left(\mathbb{1}_{\{Y_{t,i} \leq \hat{z}\}} - \widehat{F}_{(\eta+1):\hat{\eta}_{k+1}}(\hat{z}) \right)^2 + \lambda \\ & < \sum_{t=\hat{\eta}_k+1}^{\hat{\eta}_{k+1}} \sum_{i=1}^{n_t} \left(\mathbb{1}_{\{Y_{t,i} \leq \hat{z}\}} - \widehat{F}_{(\hat{\eta}_k+1):\hat{\eta}_{k+1}}(\hat{z}) \right)^2 \end{aligned}$$

then $\widehat{\mathcal{B}} \leftarrow \widehat{\mathcal{B}} \cup \{\eta\}$ **end if****end for****OUTPUT:** $\widehat{\mathcal{B}}$

use the notation $D_{\hat{\eta}_k, \hat{\eta}_{k+1}}^\eta(z, \{Y_{t,i}\})$ instead of $D_{\hat{\eta}_k, \hat{\eta}_{k+1}}^\eta(z)$. Finally, the superscript Y in $\widehat{F}_{s:e}^Y(z)$ is included to indicate that the empirical distribution functions are constructed using the observations $\{Y_{t,i}\}$.

Algorithm 4 requires two subsamples: $\{Y_{t,i}\}$ and $\{W_{t,i}\}$. In practice, this is not a problem, as one can perform sample splitting, or if $n_t \geq 2$, for all t , then one can partition the data at every time point. In fact, there is no need to keep both subsamples having exactly the same number of sample points n_t for all t . Our theoretical guarantees in Theorem 5 still hold as long as the the number of observations have the same scaling at each time point in the two samples $\{Y_{t,i}\}$ and $\{W_{t,i}\}$.

As for the implementation of Algorithm 4, we arrange all the candidate sets in increasing order of their corresponding τ values. This ensures a decreasing nesting of all these collections. We begin with the set corresponding to the smallest τ , and, in sequence, compare consecutive sets. However, unlike in Algorithm 3, we pick a single element from the difference sets, and decide to move on or to terminate the procedure. Theorem 5 provides suitable conditions that guarantee that this procedure results in a consistent estimator of the change points.

Theorem 5. *Suppose that the following holds:*

- the sequences $\{Y_{t,i}\}_{i=1}^{n_t}, \{W_{t,i}\}_{i=1}^{n_t}$ are independent and satisfy Assumptions 1 and 3;
- the collection of intervals $\{(\alpha_s, \beta_s)\}_{s=1}^S \subset \{1, \dots, T\}$, whose endpoints are drawn independently and uniformly from $\{1, \dots, T\}$, satisfy $\max_{s=1, \dots, S} (\beta_s - \alpha_s) \leq C_S \delta$, almost surely, for an absolute constant $C_S > 1$; and

Algorithm 4 NWBS with tuning parameter selection

INPUT: $\{Y_{t,i}, W_{t,i} \mid t = 1, \dots, n, i = 1, \dots, n_t\} \subset \mathbb{R}$, $\tau_1 < \dots < \tau_M$, $\{(\alpha_s, \beta_s)\}_{s=1}^S \subset \{1, \dots, T\}$, $\lambda > 0$.

for $m \in \{1, \dots, M\}$ **do**

$\mathcal{B}_m \leftarrow \text{NWBS}((0, T), \{(\alpha_s, \beta_s)\}_{s=1}^S, \tau_m, \{W_{t,i}\})$

end for

$\mathcal{O} \leftarrow \mathcal{B}_M$

for $m \in \{1, \dots, M-1\}$ **do**

if $\mathcal{B}_{m+1} \neq \mathcal{O}$ **then**

$\eta \leftarrow \min \mathcal{O} \setminus \mathcal{B}_{m+1}$

$k \leftarrow$ the integer satisfying $\eta \in (\hat{\eta}_k, \hat{\eta}_{k+1})$, where $\{\hat{\eta}_k, \hat{\eta}_{k+1}\} \subset \mathcal{B}_{m+1}$

$\hat{z} \leftarrow \min \arg \max_{z \in \{Y_{t,i}\}} \left| D_{\hat{\eta}_k, \hat{\eta}_{k+1}}^\eta(z, \{Y_{t,i}\}) \right|$

if

$$\begin{aligned} & \sum_{t=\hat{\eta}_k+1}^{\eta} \sum_{i=1}^{n_t} \left(\mathbb{1}_{\{Y_{t,i} \leq \hat{z}\}} - \widehat{F}_{(\hat{\eta}_k+1):\eta}^Y(\hat{z}) \right)^2 + \sum_{t=\eta+1}^{\hat{\eta}_{k+1}} \sum_{i=1}^{n_t} \left(\mathbb{1}_{\{Y_{t,i} \leq \hat{z}\}} - \widehat{F}_{(\eta+1):\hat{\eta}_{k+1}}^Y(\hat{z}) \right)^2 + \lambda \\ & > \sum_{t=\hat{\eta}_k+1}^{\hat{\eta}_{k+1}} \sum_{i=1}^{n_t} \left(\mathbb{1}_{\{Y_{t,i} \leq \hat{z}\}} - \widehat{F}_{(\hat{\eta}_k+1):\hat{\eta}_{k+1}}^Y(\hat{z}) \right)^2 \end{aligned} \quad (14)$$

then

$\mathcal{O} \leftarrow \mathcal{B}_{m+1}$

else Terminate the algorithm

end if

else $\mathcal{O} \leftarrow \mathcal{B}_{m+1}$

end if

end for

OUTPUT: \mathcal{O}

- the tuning parameters $\{\tau_j\}_{j=1}^J$ satisfy

$$\tau_J > \dots > c_{\tau,2} \kappa \delta^{1/2} \frac{n_{\min}^{3/2}}{n_{\max}} > \dots > \tau_{j^*} > \dots > c_{\tau,1} \sqrt{\log(n_{1:T})} > \dots > \tau_1, \quad (15)$$

where $c_{\tau,1}, c_{\tau,2} > 0$ are constants.

Let $\widehat{\mathcal{B}} = \{\hat{\eta}_1, \dots, \hat{\eta}_{\widehat{K}}\}$ be the output of Algorithm 4 with inputs satisfying the conditions above. If $\lambda = C \log(n_{1:T})$, with a large enough constant $C > 0$, then

$$\begin{aligned} & \mathbb{P} \left\{ \widehat{K} = K \quad \text{and} \quad \epsilon_k \leq C_e \kappa_k^{-2} \log(n_{1:T}) n_{\max}^9 n_{\min}^{-10}, \forall k = 1, \dots, K \right\} \\ & \geq 1 - \frac{48 \log(n_{1:T})}{T^3 n_{1:T}} - \frac{96T}{n_{1:T} \log(n_{1:T}) \delta} - \exp \left\{ \log \left(\frac{T}{\delta} \right) - \frac{S \delta^2}{16T^2} \right\}. \end{aligned}$$

The proof of Theorem 5 can be found in Appendix D. It implicitly assumes that the nested sets $\{\mathcal{B}_m\}$ in Algorithm 4 satisfy $|\mathcal{B}_m \setminus \mathcal{B}_{m+1}| = 1$, for $m = 1, \dots, M$. If this conditions is not met, then the conclusion of Theorem 5 still holds provided that we replace (14) in Algorithm 4, with the inequality

$$\lambda > \max_{s=1, \dots, S} \sup_{z \in \mathbb{R}} \left| D_{\alpha_s, \beta_s}^\eta(z, \{Y_{t,i}\}) \right|^2,$$

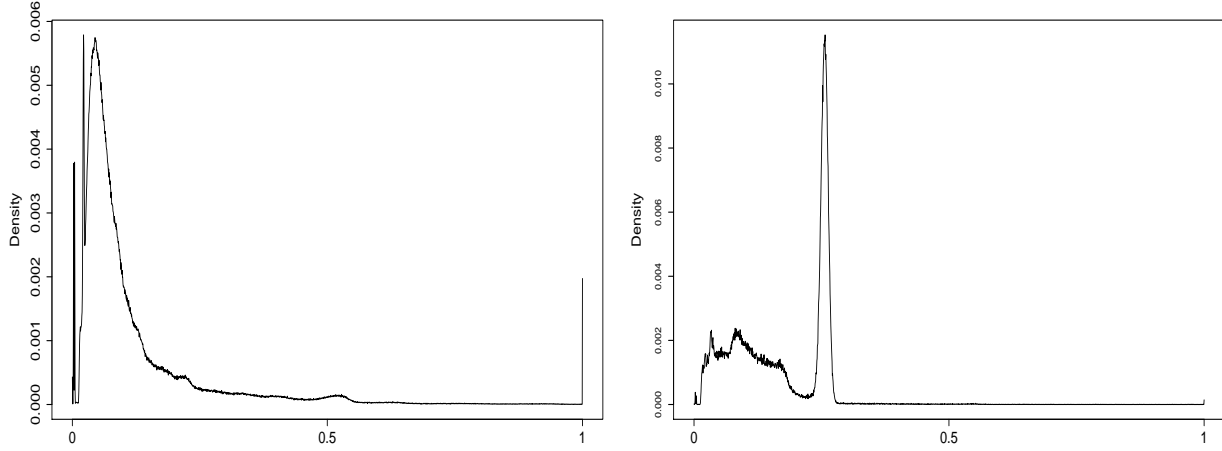


Figure 1: Densities taken from [Padilla et al. \(2018\)](#). These are used in our generative models for the distributions between change points.

where $(a_s, b_s) = (\hat{\eta}_k, \hat{\eta}_{k+1}) \cap (\alpha_s, \beta_s)$ for $s = 1, \dots, S$.

It is worth pointing out that similar results on tuning parameter selection can be found in Theorem 3.3 in [Fryzlewicz \(2014\)](#). Unfortunately, the proof of Theorem 3.3 is wrong. It can be seen from the proof of Theorem 5 presented in Appendix D that there are a number of technical issues that require a careful analysis.

4 Numerical experiments

In this section we present the results of various simulation experiments aimed at assessing the performance of our methods under a wide range of scenarios and in relation to other competing methods.

We measure the performance of an estimator \hat{K} of the true number of change points by the absolute error $|K - \hat{K}|$. In all our examples, we report the average absolute error over 100 Monte Carlo simulations. Furthermore, denoting by $\mathcal{C} = \{\eta_1, \dots, \eta_K\}$ the set of true change points, the performance of an estimator $\hat{\mathcal{C}}$ of \mathcal{C} is measured by the one-sided Hausdorff distance

$$d(\hat{\mathcal{C}}|\mathcal{C}) := \max_{\eta \in \mathcal{C}} \min_{x \in \hat{\mathcal{C}}} |x - \eta|.$$

By convention we set its value to be infinity when $\hat{\mathcal{C}}$ is the empty set. Note that if $\hat{\mathcal{C}} = \{1, \dots, T\}$ then $d(\hat{\mathcal{C}}|\mathcal{C}) = 0$. Thus, $d(\hat{\mathcal{C}}|\mathcal{C})$ can be insensitive to overestimation. To overcome this, we also calculate $d(\mathcal{C}|\hat{\mathcal{C}})$. In all of our simulations, for a method that produces an estimate $\hat{\mathcal{C}}$, we report the median of both $d(\hat{\mathcal{C}}|\mathcal{C})$ and $d(\mathcal{C}|\hat{\mathcal{C}})$ over 100 Monte Carlo simulations.

4.1 Case $n_t = 1$

We start by focusing on the case in which $n_t = 1$ for all $t = 1, \dots, T$. This allows us to compare our proposed methods with state of the art algorithms for change point detection. The methods that we benchmark against are:

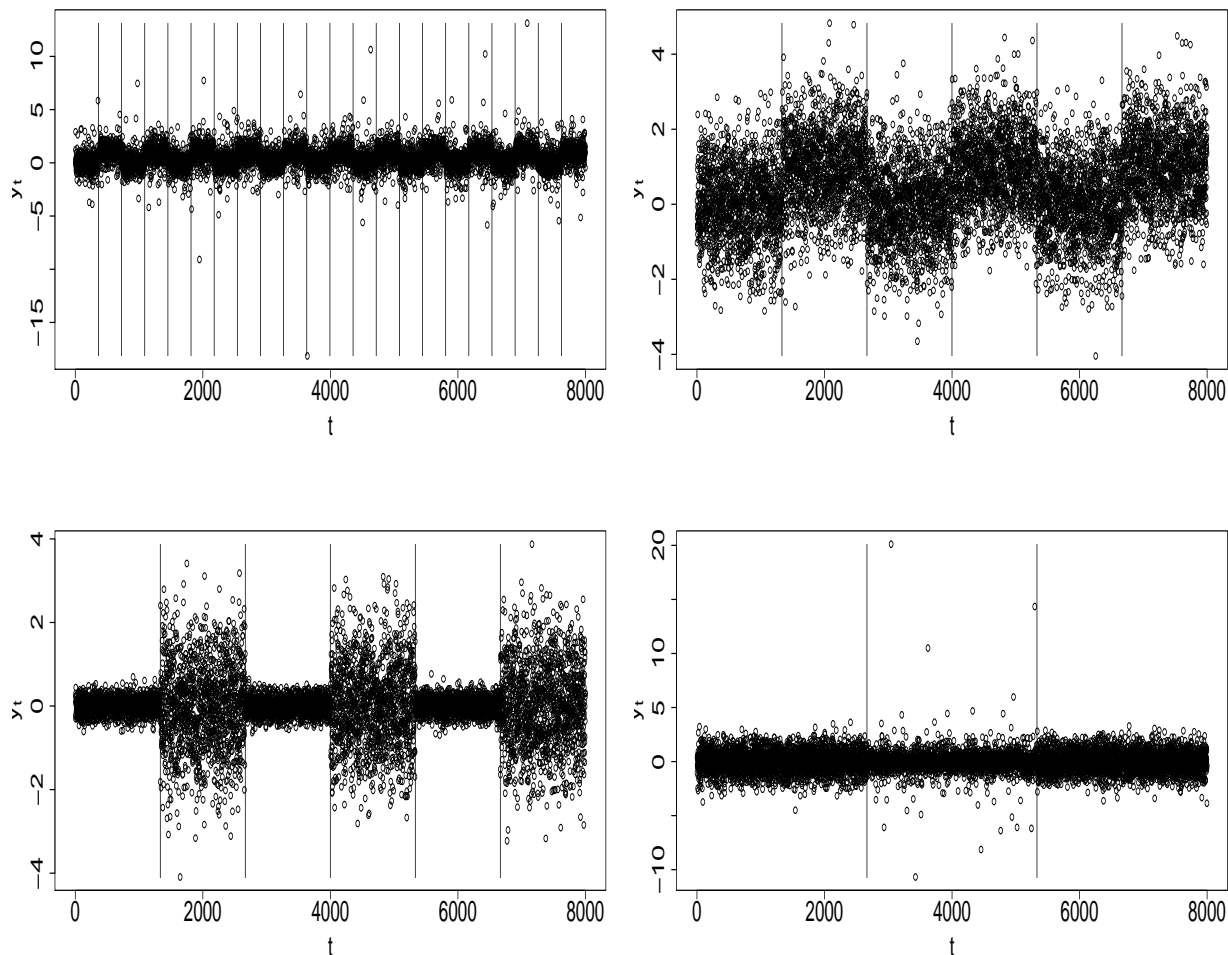


Figure 2: Examples of data generated from different scenarios with $T = 8000$. From left to right and from top to bottom the plots correspond to data generated from Scenarios 2, 3, 4, and 5, respectively.

- WBS: The original wild binary segmentation algorithm from [Fryzlewicz \(2014\)](#), implemented in the R package “wbs”.
- B&P: The method from [Bai and Perron \(2003\)](#), using the R package “strucchange”.
- S3IB, as introduced in [Rigaiil \(2010\)](#) and with the R package “Segmentor3IsBack”.
- PELT, the estimator from [Killick et al. \(2012\)](#). We obtain this via the R package “changepoint”.
- SMUCE, the method proposed by [Frick et al. \(2014\)](#). For this procedure we obtain the estimates using the R package “stepR”.
- The H-SMUCE procedure from [Pein et al. \(2017\)](#). Estimates are calculated with the function “stepFit” from the R package “stepR”.
- NMCD: this is the nonparametric maximum likelihood approached developed by [Zou et al. \(2014\)](#). We compute this estimator using the R package “changepoint.np”.

Table 1: Scenario 1.

T	Metric	NWBS	NBS	WBS	PELT	S3IB	NMCD	SMUCE	B&P	H-SMUCE
1000	$ K - \hat{K} $	1.5	4.3	11.0	4.35	6.3	1.8	4.35	6.85	1.6
1000	$d(\hat{\mathcal{C}} \mathcal{C})$	32.0	53.0	63.0	64.5	∞	23.0	43.5	∞	75.5
1000	$d(\mathcal{C} \hat{\mathcal{C}})$	52.0	28.5	82.0	90.0	$-\infty$	36.0	93.5	$-\infty$	56.5
4000	$ K - \hat{K} $	0.2	0.5	26.3	21.4	6.9	2.2	52.0	4.9	8.3
4000	$d(\hat{\mathcal{C}} \mathcal{C})$	31.0	55	43.5	46.5	∞	13.5	448.0	1386.0	70.0
4000	$d(\mathcal{C} \hat{\mathcal{C}})$	31.0	62.6	364.5	448	$-\infty$	69.5	32.7	101.5	319.0
8000	$ K - \hat{K} $	0.0	0.9	28.8	41.2	5.35	3.25	62.7	3.7	17.6
8000	$d(\hat{\mathcal{C}} \mathcal{C})$	38.0	47.0	29.5	55.0	∞	10.0	70.0	1831	84.5
8000	$d(\mathcal{C} \hat{\mathcal{C}})$	38.0	89.0	818.5	955.0	$-\infty$	227.0	958.0	206.5	910.0

Table 2: Scenario 2.

T	Metric	NWBS	NBS	WBS	PELT	S3IB	NMCD	SMUCE	B&P	H-SMUCE
1000	$ K - \hat{K} $	1.3	1.7	9.9	2.7	1.85	1.7	4.6	7.05	0.45
1000	$d(\hat{\mathcal{C}} \mathcal{C})$	11.0	14.5	8.5	9.0	15.5	7.0	10.5	738.5	23.0
1000	$d(\mathcal{C} \hat{\mathcal{C}})$	13.0	20.5	54.5	45.5	29.5	28.0	53.5	16.0	22.0
4000	$ K - \hat{K} $	0.0	1.0	15.4	10.05	14.7	3.35	14.8	11.95	0.0
4000	$d(\hat{\mathcal{C}} \mathcal{C})$	16.0	22.0	9.5	12.0	∞	9.0	35.0	1007	16.0
4000	$d(\mathcal{C} \hat{\mathcal{C}})$	16.0	34.0	176	163.0	$-\infty$	107.5	164	20.0	16.0
8000	$ K - \hat{K} $	1.3	8.4	17.4	18.45	20.8	4.75	28.5	18.4	0.1
8000	$d(\hat{\mathcal{C}} \mathcal{C})$	363.0	1470.5	15.5	9.5	∞	13.5	40.0	2179	20.0
8000	$d(\mathcal{C} \hat{\mathcal{C}})$	18.0	28.0	254.5	2179	$-\infty$	129.5	257	19.5	20.0

For all the competing methods, we select the respective tuning parameters by using the default choices in their respective R packages, following similar guidelines to [Fryzlewicz \(2014\)](#).

As for our approaches, we consider NBS (Algorithm 1) and NWBS (Algorithm 2) choosing the tuning parameter τ as described in Section 3.4. Specifically, we use Algorithm 4 with $\tau = 2(\log n_{1:T})/3$, a choice that is guided by Theorem 5 and that we find reasonable in practice. Moreover, we construct the samples $\{Y_{t,i}\}$ and $\{W_{t,i}\}$ by splitting the data into two time series of roughly the same size, according to odd and even values of t . As for S , the number of random intervals, we set its value to 120.

Next we explain the different generative models that are deployed in our simulations. For all scenarios, we consider three values for T : 1000, 4000 or 8000. Moreover, we consider the partition \mathcal{P} of $[1, T]$ induced by the change points η_1, \dots, η_K which we always take to be evenly spaced in $[1, T]$. Specifically, the elements of \mathcal{P} are A_1, \dots, A_{K+1} , with $A_j = [\eta_{j-1} + 1, \eta_j]$. Using this partition, we now describe the explicit scenarios considered in our simulations.

Scenario 1. We construct examples where $K = 7$ for each instance of T . Then we define F_t to have probability density function as in the left panel of Figure 1 for $t \in A_j$ with j odd, and as in the right panel of Figure 1 for $t \in A_j$ with j even.

Scenario 2. We construct a piecewise constant signal for each value of T , and then proceed to add noise. Thus, letting $K = \lfloor \sqrt{T/(2 \log T)} \rfloor$, we define $\theta \in \mathbb{R}^T$ as

$$\theta_t = \begin{cases} 1 & \text{if } t \in A_j, \text{ with } j \text{ odd,} \\ 0 & \text{otherwise.} \end{cases} \quad (16)$$

Table 3: Scenario 3.

T	Metric	NWBS	NBS	WBS	PELT	S3IB	NMCD	SMUCE	B&P	H-SMUCE
1000	$ K - \hat{K} $	0.8	1.8	0.0	0.0	0.1	0.8	0.0	0.0	0.2
1000	$d(\hat{\mathcal{C}} \mathcal{C})$	16.0	24.0	9.0	8.5	8.5	9.5	8.5	8.5	9.5
1000	$d(\mathcal{C} \hat{\mathcal{C}})$	19.0	25.0	9.5	8.5	0.9	10.5	8.5	8.5	9.5
4000	$ K - \hat{K} $	0.1	0.3	0.0	0.0	0.0	1.8	0.0	0.0	0.0
4000	$d(\hat{\mathcal{C}} \mathcal{C})$	22.0	28.0	8.0	9.0	8.0	11.5	8.0	8.0	9.5
4000	$d(\mathcal{C} \hat{\mathcal{C}})$	20.0	47.0	8.0	9.0	8.0	136.5	8.0	8.0	8.0
8000	$ K - \hat{K} $	0.2	0.2	0.0	0.0	0.1	1.7	0.0	0.0	0.2
8000	$d(\hat{\mathcal{C}} \mathcal{C})$	11.5	20.5	6.0	6.0	6.0	8.5	6.0	6.0	6.0
8000	$d(\mathcal{C} \hat{\mathcal{C}})$	11.5	23.5	6.0	6.0	6.0	353	6.0	6.0	6.5

Table 4: Scenario 4.

T	Metric	NWBS	NBS	WBS	PELT	S3IB	NMCD	SMUCE	B&P	H-SMUCE
1000	$ K - \hat{K} $	0.9	3.9	4.0	9.8	4.9	2.45	27.75	5.0	4.7
1000	$d(\hat{\mathcal{C}} \mathcal{C})$	36.0	∞	∞	40.0	∞	4.0	24.5	∞	∞
1000	$d(\mathcal{C} \hat{\mathcal{C}})$	32.0	$-\infty$	$-\infty$	153.5	$-\infty$	67.0	157	$-\infty$	$-\infty$
4000	$ K - \hat{K} $	0.0	0.1	3.8	36.3	5.0	2.7	71.1	5.0	4.5
4000	$d(\hat{\mathcal{C}} \mathcal{C})$	19.0	30.0	∞	106.5	∞	4.5	46.0	∞	∞
4000	$d(\mathcal{C} \hat{\mathcal{C}})$	19.0	30.0	$-\infty$	644.5	$-\infty$	66.0	651.5	$-\infty$	$-\infty$
8000	$ K - \hat{K} $	0.1	0.1	3.5	60.3	5.0	4.0	109.3	5.0	4.5
8000	$d(\hat{\mathcal{C}} \mathcal{C})$	23.0	29.5	6301.5	115.0	∞	2.5	47.5	∞	∞
8000	$d(\mathcal{C} \hat{\mathcal{C}})$	28.0	29.5	238	1300.5	$-\infty$	566.5	1316	$-\infty$	$-\infty$

Table 5: Scenario 5.

T	Metric	NWBS	NBS	WBS	PELT	S3IB	NMCD	SMUCE	B&P	H-SMUCE
1000	$ K - \hat{K} $	0.4	3.75	3.6	7.2	5.0	1.5	26.95	5.0	4.8
1000	$d(\hat{\mathcal{C}} \mathcal{C})$	27.0	665	∞	70.0	∞	4.5	21.0	∞	∞
1000	$d(\mathcal{C} \hat{\mathcal{C}})$	29.0	1.0	$-\infty$	147.0	$-\infty$	32	159.0	$-\infty$	$-\infty$
4000	$ K - \hat{K} $	0.1	0.32	3.5	38.2	5.0	3.35	72.05	5.0	4.5
4000	$d(\hat{\mathcal{C}} \mathcal{C})$	24.0	24.0	∞	82.0	∞	3.0	39.5	∞	∞
4000	$d(\mathcal{C} \hat{\mathcal{C}})$	25.0	42.0	$-\infty$	629.5	$-\infty$	275	640.5	$-\infty$	$-\infty$
8000	$ K - \hat{K} $	0.0	0.3	4.2	63.9	5.0	4.4	114.0	5.0	4.6
8000	$d(\hat{\mathcal{C}} \mathcal{C})$	37.0	38.9	∞	107.5	∞	2.5	55.0	∞	∞
8000	$d(\mathcal{C} \hat{\mathcal{C}})$	37.0	45.0	$-\infty$	1309	$-\infty$	552	1310.5	$-\infty$	$-\infty$

Then the data are generated as

$$y_t = \theta_t + \frac{\epsilon_t}{\sqrt{3}}, \quad t = 1, \dots, T, \quad (17)$$

where the ϵ_t 's are i.i.d., and follow a t -distribution with 3 degrees of freedom. The scaling of the errors by $\sqrt{3}$, in (17), is incorporated to make the variance of the noise equals to 1.

Scenario 3. Here, we also construct a piecewise constant parameter. Letting $K = 5$, we define $\theta \in \mathbb{R}^T$ as in (16). Then we consider data generated as $y_t = \theta_t + \epsilon_t$, with $\epsilon_t \stackrel{\text{ind}}{\sim} N(0, 1)$, for $t = 1, \dots, T$.

Scenario 4. In this class of examples the distributional changes involve changes in the variance only. Specifically, $K = 5$ and there is a parameter $\theta \in \mathbb{R}^T$ satisfying

$$\theta_t = \begin{cases} 0.2 & \text{if } t \in A_j, \text{ with } j \text{ odd,} \\ 1 & \text{otherwise.} \end{cases}$$

Then

$$y_t = \theta_t \epsilon_t, \quad t = 1, \dots, T,$$

where $\epsilon_t \stackrel{\text{ind}}{\sim} N(0, 1)$.

Scenario 5. We consider situations where the mean and variance remain constant but the distribution of the data changes. Setting $K = 2$, we assume that the data are generated as

$$y_t = \begin{cases} \epsilon_t & \text{if } t \in A_j, \text{ with } j \text{ odd,} \\ \frac{\xi_t}{\sqrt{\frac{2.5}{2.5-2}}} & \text{otherwise.} \end{cases}$$

where $\epsilon_t \stackrel{\text{ind}}{\sim} N(0, 1)$, and the ξ_t 's are i.i.d. and follow a t distribution with 2.5 degrees of freedom.

A visualization of the different scenarios is given in Figures 1 and 2. There, we can see that indeed the five scenarios capture a broad range of models that can allow us to assess the quality of different methods.

Based on the results in Tables 1–5, we can see that, generally, the best performance is attained by the NWBS method. This is seen in Scenario 1, where, as the sample size grows, both NWBS and NBS provide the best estimates of K . This is not surprising as Scenario 1 presents a situation where the distributions are not members of usual parametric families.

In Scenario 2, H-SMUCE attains the best performance with NWBS as a close competitor. This scenario poses a challenge for most methods due to the heavy tails nature of the t -distribution. For instance, WBS is known to enjoy consistency properties for detecting mean changes but when the errors are sub-Gaussian.

Interestingly, in Scenario 3, we can see that NBS and NWBS are not the best methods. Their performance is overshadowed by methods like WBS, S3IB, SMUCE, and B&P. However, NWBS is still competitive in estimating K , although the aforementioned methods give better change point estimates. This should not come as a surprise, since all these methods are designed to work well in this particular change point model.

In Scenario 4 we see a very clear advantage for using one of the nonparametric approaches NWBS, NBS, and NMCD. As it can be seen in Table 4, methods like WBS, PELT, B&P, SMUCE, and H-SMUCE suffer greatly in this scenario. This is particularly more interesting for H-SMUCE, as such method is known to detect changes in variance but when there are also changes in mean. However, Scenario 4 only includes changes in variance with the mean remaining constant.

Finally, Scenario 5 seems to be the most challenging for all methods. In fact, NWBS seems to be the only method capable of estimating correctly the number of change points.

4.2 Case $n_t > 1$

We conclude the experiments section with simulations in the case where the number of data points collected at any time instance can be more than one. To construct our examples, once again we consider the five scenarios from Section 4.1. The only difference now is that we fix $T = 1000$, and allow n_t to vary.

For values of n_t , we consider two generic situations. The first consists of having $n_t = c$, for all $t \in [1, T]$, and for a constant c . The different values of c that we consider are 5, 15, and 30. The second situation that we construct is $n_t \sim \text{Pos}(c)$, where c is fixed to one of the values 5, 15, or 30.

Table 6

Scenario 1							
Method	Metric	$n_t = 5$	$n_t = 15$	$n_t = 30$	$n_t \sim \text{Pois}(5)$	$n_t \sim \text{Pois}(15)$	$n_t \sim \text{Pois}(30)$
WNBS	$ K - \hat{K} $	0.1	0.2	0.0	0.6	0.3	0.0
NBS	$ K - \hat{K} $	1.45	0.3	0.2	0.4	0.3	0.3
WNBS	$d(\hat{\mathcal{C}} \mathcal{C})$	6.5	2.5	2.0	6.0	2.0	1.5
NBS	$d(\hat{\mathcal{C}} \mathcal{C})$	9.0	3.0	2.0	7.5	4.0	3.5

Scenario 2							
Method	Metric	$n_t = 5$	$n_t = 15$	$n_t = 30$	$n_t \sim \text{Pois}(5)$	$n_t \sim \text{Pois}(15)$	$n_t \sim \text{Pois}(30)$
WNBS	$ K - \hat{K} $	0.1	0.0	0.0	0.4	0.0	0.0
NBS	$ K - \hat{K} $	0.9	0.2	0.0	0.4	0.0	0.1
WNBS	$d(\hat{\mathcal{C}} \mathcal{C})$	3.0	1.0	0.0	3.0	1.0	0.0
NBS	$d(\hat{\mathcal{C}} \mathcal{C})$	6.0	2.0	1.0	5.5	2.0	1.0

Scenario 3							
Method	Metric	$n_t = 5$	$n_t = 15$	$n_t = 30$	$n_t \sim \text{Pois}(5)$	$n_t \sim \text{Pois}(15)$	$n_t \sim \text{Pois}(30)$
WNBS	$ K - \hat{K} $	0.3	0.3	0.0	0.4	0.0	0.0
NBS	$ K - \hat{K} $	0.9	0.2	0.0	0.8	0.1	0.0
WNBS	$d(\hat{\mathcal{C}} \mathcal{C})$	6.5	1.0	0.5	5.0	2.0	1.0
NBS	$d(\hat{\mathcal{C}} \mathcal{C})$	7.0	2.0	1.0	8.0	2.0	1.0

Scenario 4							
Method	Metric	$n_t = 5$	$n_t = 15$	$n_t = 30$	$n_t \sim \text{Pois}(5)$	$n_t \sim \text{Pois}(15)$	$n_t \sim \text{Pois}(30)$
WNBS	$ K - \hat{K} $	0.2	0.0	0.0	0.0	0.0	0.0
NBS	$ K - \hat{K} $	0.4	0.1	0.0	0.3	0.2	0.1
WNBS	$d(\hat{\mathcal{C}} \mathcal{C})$	6.0	2.0	0.0	5.0	1.0	1.0
NBS	$d(\hat{\mathcal{C}} \mathcal{C})$	6.5	3.0	1.0	4.5	2.5	1.0

Scenario 5							
Method	Metric	$n_t = 5$	$n_t = 15$	$n_t = 30$	$n_t \sim \text{Pois}(5)$	$n_t \sim \text{Pois}(15)$	$n_t \sim \text{Pois}(30)$
WNBS	$ K - \hat{K} $	0.1	0.0	0.0	0.0	0.0	0.0
NBS	$ K - \hat{K} $	1.4	0.2	0.2	0.3	0.3	0.3
WNBS	$d(\hat{\mathcal{C}} \mathcal{C})$	9.5	3.0	2.0	6.0	5.5	6.0
NBS	$d(\hat{\mathcal{C}} \mathcal{C})$	∞	6.0	4.0	11.5	9.5	7.0

With regards to benchmarks, we only compare the NBS and NWBS methods. The reason for this is that for all other methods, handling the case $n_t > 1$ would require to make significant adjustments to their algorithms/code. This could lead to unfair comparisons.

As for performance metrics, we use the same criteria from Section 4.1, omitting the measure $d(\mathcal{C}|\hat{\mathcal{C}})$ as it does not provide additional information in the comparisons between NWBS and NBS.

The choice of tuning parameter for both WNBS and NBS is done in the same way as in Section 4.1. Thus, we use Algorithm 4 with $\tau = 2(\log n_{1:T})/3$.

Based on the results in Table 6, we see that, generally, NWBS outperforms NBS. This tends to be more

evident as the number of samples grows, and it goes in agreement with our results in Section 4.1, and with our theory in Section 3.

A Main proofs of Theorems 1 and 2

A.1 Notation

Definition 2. Denote the population version of the CUSUM Kolmogorov–Smirnov statistic as

$$\Delta_{s,e}^t = \sup_{z \in \mathbb{R}} |\Delta_{s,e}^t(z)|,$$

where

$$\Delta_{s,e}^t(z) = \sqrt{\frac{n_{s:t} n_{(t+1):e}}{n_{s:e}}} \{F_{s:t}(z) - F_{(t+1):e}(z)\}, \quad (18)$$

and

$$F_{s:e}(z) = \frac{1}{n_{s:e}} \sum_{t=s}^e n_t F_t(z).$$

A.2 Proof of Theorem 1

Proof. We start by noticing that Assumption 1–2 imply that

$$\frac{n_{\max}^{9/2}}{n_{\min}^5} \sqrt{\log n_{1:T}} \leq c_\alpha T^{5\Theta-9/2}, \quad (19)$$

for a sufficiently small c_α . To see this, notice that for some positive constants c_1 and c_2 , we have $c_1 n \leq n_{\min} \leq n_{\max} \leq c_2 n$, and so

$$\frac{n_{\max}^{9/2}}{n_{\min}^5} \sqrt{\log n_{1:T}} \leq \frac{c_2^{9/2}}{c_1^5 \sqrt{n}} \sqrt{\log(c_2 T) + \log n} \leq \frac{c_2^{9/2}}{c_1^5} \sqrt{\log(c_2 T) + 1}.$$

Next, let $[s, e] \subset [1, T]$ an interval satisfying

$$\eta_{i_0} \leq s < \eta_{i_0+1} < \dots < e \leq \eta_{i_0+l},$$

for some $l \geq 0$. Suppose also that

$$\max\{\min\{\eta_{i_0+1} - s, s - \eta_{i_0}\}, \min\{\eta_{i_0+l} - e, e - \eta_{i_0+l-1}\}\} = \epsilon. \quad (20)$$

Then we notice that by Assumption 2 and (19),

$$\begin{aligned} \frac{\epsilon}{\delta/4} &\leq \frac{C_2 \log(n_{1:T}) \delta^{-3} \kappa^{-1} (e-s)^{7/2} \frac{n_{\max}^{5/2}}{n_{\min}^3}}{\delta/4} \\ &\leq \frac{4C_2 \kappa^{-1} T^{7/2} [c_\alpha T^{5\Theta-9/2}]}{C_\alpha^4 \kappa^{-4} T^{4\Theta}} \\ &\leq [4C_2 c_\alpha C_\alpha^{-4}] \kappa^3 T^{\Theta-1} \\ &\leq 1. \end{aligned} \quad (21)$$

Hence, for any change point η_i , it holds that

$$|\eta_i - s| \leq \epsilon, \quad \text{or} \quad |\eta_i - s| \geq \delta - \epsilon \geq \frac{3\delta}{4}.$$

Moreover, the same holds for e .

To continue the proof, we proceed as in the proof of Theorem 1 Wang et al. (2017). To that end, we assume that the event

$$\max_{1 \leq s \leq b < e \leq T} \sup_{z \in \mathbb{R}} |D_{s,e}^b(z) - \Delta_{s,e}^b(z)| \leq C\sqrt{\log n_{1:T}}, \quad (22)$$

holds.

Step 1. Suppose that there exists $\eta_i \in (s, e)$ such that $\min\{e - \eta_i, \eta_i - s\} \geq 3\delta/4$. Then set

$$\gamma := \frac{n_{\max}^5}{n_{\min}^6} \log n_{1:T} \leq c_\alpha^2 T^{10\Theta-9} \leq c_\alpha^2 T^\Theta \leq c_\alpha^2 C_\alpha^{-1} \kappa \delta \leq \frac{3\delta}{32}.$$

Therefore, by Lemma 10

$$\max_{k=\lceil s+\gamma \rceil, \dots, \lfloor e-\gamma \rfloor} \Delta_{s+1,e}^k \geq \frac{3\kappa\delta n_{\min}}{8\sqrt{(e-s)n_{\max}}}. \quad (23)$$

The latter inequality combined with (22) and the proof of Lemma 9 imply

$$\begin{aligned} \max_{k=\lceil s+\gamma \rceil, \dots, \lfloor e-\gamma \rfloor} D_{s+1,e}^k &\geq \max_{k=\lceil s+\gamma \rceil, \dots, \lfloor e-\gamma \rfloor} \Delta_{s+1,e}^k - C\sqrt{\log n_{1:T}} \\ &\geq \frac{3\kappa\delta n_{\min}}{8\sqrt{(e-s)n_{\max}}} - C\sqrt{\log n_{1:T}} \\ &\geq \frac{\kappa\delta n_{\min}}{8\sqrt{(e-s)n_{\max}}}, \end{aligned} \quad (24)$$

where the last inequality follows by noticing that from Assumption 2

$$C\sqrt{\log n_{1:T}} \leq C c_\alpha T^{5\Theta-9/2} \frac{n_{\min}^3}{n_{\max}^{5/2}} \leq C c_\alpha T^\Theta T^{-1/2} \frac{n_{\min}}{\sqrt{n_{\max}}} \leq \frac{C c_\alpha \kappa \delta T^{-1/2} n_{\min}}{C_\alpha \sqrt{n_{\max}}} \leq \frac{\kappa\delta n_{\min}}{64\sqrt{(e-s)n_{\max}}}, \quad (25)$$

and also

$$C\sqrt{\log n_{1:T}} \leq C c_\alpha T^{5\Theta-9/2} \frac{n_{\min}^5}{n_{\max}^{9/2}} \leq C c_\alpha T^{4\Theta-7/2} \frac{n_{\min}^5}{n_{\max}^{9/2}} \leq \frac{C c_\alpha \kappa \delta^4}{C_\alpha^4 (e-s)^{7/2}} \frac{n_{\min}^5}{n_{\max}^{9/2}}. \quad (26)$$

Therefore from (25), a change point will be detected provided that (6) holds.

If there is no undetected change point in (s, e) then one of the following cases must hold.

(Case 1). There is no change point in (s, e) . Then

$$\max_{k=\lceil s+\gamma \rceil, \dots, \lfloor e-\gamma \rfloor} D_{s+1,e}^k \leq \max_{k=\lceil s+\gamma \rceil, \dots, \lfloor e-\gamma \rfloor} \Delta_{s+1,e}^k + C\sqrt{\log n_{1:T}} = C\sqrt{\log n_{1:T}} < \tau,$$

so no change points are detected.

(Case 2). There exists two change points η_i, η_{i+1} within (s, e) and $\max\{\eta_i - s, e - \eta_{i+1}\} \leq \epsilon$. Then, by Lemmas 7 and 8

$$\begin{aligned} \max_{k=\lceil s+\gamma \rceil, \dots, \lfloor s-\gamma \rfloor} D_{s+1,e}^k &\leq \max_{k=\lceil s+\gamma \rceil, \dots, \lfloor e-\gamma \rfloor} \Delta_{s+1,e}^k + C\sqrt{\log n_{1:T}} \\ &\leq \max\left\{D_{s+1,e}^{\eta_i}, D_{s+1,e}^{\eta_{i+1}}\right\} \\ &\leq 2\sqrt{n_{\max}\epsilon} + C\sqrt{\log n_{1:T}} \\ &< \tau, \end{aligned}$$

so no change points are detected.

(Case 3). If there is only one change point η_i in (s, e) such that $\min\{\eta_i - s, e - \eta_i\} \leq \epsilon$, then as in the previous case, we can show that no change points are detected.

Let us now assume that there exists a change point $\eta_i \in (s, e)$ such that $\min\{\eta_i - s, e - \eta_i\} \geq \epsilon$. Then let

$$b \in \arg \max_{k=\lceil s+\gamma \rceil, \dots, \lfloor e-\gamma \rfloor} D_{s+1, e}^k$$

and

$$z_0 \in \arg \max_{z \in \mathbb{R}} |D_{s+1, e}^b(z)|.$$

Next notice that condition (30) in Lemma 6 holds combining (25) with (26). Now observe that (24) implies

$$\arg \max_{k=\lceil s+\gamma \rceil, \dots, \lfloor e-\gamma \rfloor} |D_{s+1, e}^k(z_0)| = \arg \max_{k=\lceil s+\gamma \rceil, \dots, \lfloor e-\gamma \rfloor} D_{s+1, e}^k \geq \frac{\kappa \delta n_{\min}}{8\sqrt{(e-s)n_{\max}}}.$$

Moreover, $k \in (s, e + \gamma) \cup (s - \gamma, e)$ and $z \in \mathbb{R}$ implies

$$\begin{aligned} |D_{s+1, e}^k(z)| &\leq |\Delta_{s+1, e}^k(z_0)| + C\sqrt{\log n_{1:T}} \\ &\leq 2\sqrt{n_{\max}\gamma} + \frac{\kappa\delta n_{\min}}{64\sqrt{(e-s)n_{\max}}} \\ &\leq 2\sqrt{\frac{n_{\max}^6}{n_{\min}^6} \log n_{1:T}} + \frac{\kappa\delta n_{\min}}{64\sqrt{(e-s)n_{\max}}} \\ &= 2\frac{n_{\min}}{\sqrt{n_{\max}}} \frac{n_{\max}^{7/2}}{n_{\min}^4} \sqrt{\log n_{1:T}} + \frac{\kappa\delta n_{\min}}{64\sqrt{(e-s)n_{\max}}} \\ &\leq 2\frac{n_{\min}}{\sqrt{n_{\max}}} c_{\alpha} T^{5\Theta-9/2} + \frac{\kappa\delta n_{\min}}{64\sqrt{(e-s)n_{\max}}} \\ &\leq 2\frac{n_{\min}}{\sqrt{n_{\max}}} c_{\alpha} C_{\alpha}^{-1} \kappa\delta (e-s)^{-1/2} + \frac{\kappa\delta n_{\min}}{64\sqrt{(e-s)n_{\max}}} \\ &\leq \frac{\kappa\delta n_{\min}}{32\sqrt{(e-s)n_{\max}}}, \end{aligned}$$

where the second inequality follows from (25) and Lemma 8, the third from the definition of γ , and the last three by Assumption 2.

Therefore,

$$b \in \arg \max_{s < k < e} |D_{s+1, e}^k|.$$

The proof concludes by Lemma 6. □

A.3 Proof of Theorem 2

Proof. Let $\epsilon = C_{\epsilon} \kappa^{-2} \log(n_{1:T}) n_{\max}^7 n_{\min}^{-8}$. Since ϵ is the upper bound of the localisation error, by induction, it suffices to consider any interval $(s, e) \subset (1, T)$ that satisfies

$$\eta_{k-1} \leq s \leq \eta_k \leq \dots \leq \eta_{k+q} \leq e \leq \eta_{k+q+1}, \quad q \geq -1,$$

and

$$\max\{\min\{\eta_k - s, s - \eta_{k-1}\}, \min\{\eta_{k+q+1} - e, e - \eta_{k+q}\}\} \leq \epsilon,$$

where $q = -1$ indicates that there is no change point contained in (s, e) .

By Assumption 3, it holds that

$$\epsilon \leq c \frac{n_{\max}^7}{n_{\min}^7} \delta \leq \delta/4.$$

It has to be the case that for any change point $\eta_k \in (0, T)$, either $|\eta_k - s| \leq \epsilon$ or $|\eta_k - s| \geq \delta - \epsilon \geq 3\delta/4$. This means that $\min\{|\eta_k - s|, |\eta_k - e|\} \leq \epsilon$ indicates that η_k is a detected change point in the previous induction step, even if $\eta_k \in (s, e)$. We refer to $\eta_k \in (s, e)$ an undetected change point if $\min\{|\eta_k - s|, |\eta_k - e|\} \geq 3\delta/4$.

In order to complete the induction step, it suffices to show that we (i) will not detect any new change point in (s, e) if all the change points in that interval have been previous detected, and (ii) will find a point $b \in (s, e)$ such that $|\eta_k - b| \leq \epsilon$ if there exists at least one undetected change point in (s, e) .

For $j = 1, 2$, define the events

$$\mathcal{A}_j(\gamma) = \left\{ \max_{1 \leq s < b < e \leq T} \sup_{z \in \mathbb{R}} \left| \sum_{k=s}^e w_k^{(j)} \sum_{i=1}^{n_k} \left\{ \mathbb{1}_{\{Y_{k,i} \leq z\}} - \mathbb{E} \left(\mathbb{1}_{\{Y_{k,i} \leq z\}} \right) \right\} \right| \leq \gamma \right\},$$

where

$$w_k^{(1)} = \begin{cases} \sqrt{\frac{n_{(b+1):e}}{n_{s:b}n_{s:e}}}, & k = s, \dots, b, \\ -\sqrt{\frac{n_{s:b}}{n_{(b+1):e}n_{s:e}}}, & k = b+1, \dots, e, \end{cases} \text{ and } w_k^{(2)} = \frac{1}{\sqrt{n_{s:e}}}.$$

Define

$$\mathcal{S} = \bigcap_{k=1}^K \{ \alpha_s \in [\eta_k - 3\delta/4, \eta_k - \delta/2], \beta_s \in [\eta_k + \delta/2, \eta_k + 3\delta/4], \text{ for some } s = 1, \dots, S \}.$$

Set γ to be $C_\gamma \sqrt{\log(n_{1:T})}$, with a sufficiently large constant $C_\gamma > 0$. The rest of the proof assumes the the event $\mathcal{A}_1(\gamma) \cap \mathcal{A}_2(\gamma) \cap \mathcal{S}$, the probability of which can be lower bounded using Lemma 9 and also Lemma 13 in Wang et al. (2018b).

Step 1. In this step, we will show that we will consistently detect or reject the existence of undetected change points within (s, e) . Let a_m, b_m and m^* be defined as in Algorithm 2. Suppose there exists a change point $\eta_k \in (s, e)$ such that $\min\{\eta_k - s, e - \eta_k\} \geq 3\delta/4$. In the event \mathcal{S} , there exists an interval (α_m, β_m) selected such that $\alpha_m \in [\eta_k - 3\delta/4, \eta_k - \delta/2]$ and $\beta_m \in [\eta_k + \delta/2, \eta_k + 3\delta/4]$.

Following Algorithm 2, $(s_m, e_m) = (\alpha_m, \beta_m) \cap (s, e)$. We have that $\min\{\eta_k - s_m, e_m - \eta_k\} \geq (1/4)\delta$ and (s_m, e_m) contains at most one true change point.

It follows from Lemma 10, with c_1 there chosen to be $1/4$, that

$$\max_{s_m < t < e_m} |\Delta_{s_m, e_m}^t| \geq \frac{\kappa \delta n_{\min}^{3/2}}{8\sqrt{(e_m - s_m)n_{\max}}},$$

Therefore

$$a_m = \max_{s_m < t < e_m} D_{s_m, e_m}^t \geq \max_{s_m < t < e_m} \Delta_{s_m, e_m}^t - \gamma \geq \frac{1}{8\sqrt{C_S}} \kappa \delta^{1/2} \frac{n_{\min}^{3/2}}{n_{\max}} - \gamma.$$

Thus for any undetected change point $\eta_k \in (s, e)$, it holds that

$$a_{m^*} = \sup_{1 \leq m \leq S} a_m \geq \frac{1}{8\sqrt{C_S}} \kappa \delta^{1/2} \frac{n_{\min}^{3/2}}{n_{\max}} - \gamma \geq c_{\tau, 2} \kappa \delta^{1/2} \frac{n_{\min}^{3/2}}{n_{\max}}, \quad (27)$$

where the last inequality is from the choice of γ and $c_{\tau, 2} > 0$ is achievable with a sufficiently large C_{SNR} in Assumption 3. This means we accept the existence of undetected change points.

Suppose that there are no undetected change points within (s, e) , then for any (s_m, e_m) , one of the following situations must hold.

- (a) There is no change point within (s_m, e_m) ;
- (b) there exists only one change point $\eta_k \in (s_m, e_m)$ and $\min\{\eta_k - s_m, e_m - \eta_k\} \leq \epsilon_k$; or
- (c) there exist two change points $\eta_k, \eta_{k+1} \in (s_m, e_m)$ and $\eta_k - s_m \leq \epsilon_k, e_m - \eta_{k+1} \leq \epsilon_{k+1}$.

Observe that if (a) holds, then we have

$$\max_{s_m < t < e_m} D_{s_m, e_m}^t \leq \max_{s_m < t < e_m} \Delta_{s_m, e_m}^t + \gamma = \gamma < \tau,$$

so no change points are detected.

Cases (b) and (c) are similar, and case (b) is simpler than (c), so we will only focus on case (c). It follows from Lemma 8 that

$$\max_{s_m < t < e_m} \Delta_{s_m, e_m}^t \leq \sqrt{n_{\max}} \sqrt{e_m - \eta_{k+1}} \kappa_{k+1} + \sqrt{n_{\max}} \sqrt{\eta_k - s_m} \kappa_k \leq 2C_\epsilon \sqrt{\log(n_{1:T})},$$

therefore

$$\max_{s_m < t < e_m} D_{s_m, e_m}^t \leq \max_{s_m < t < e_m} \Delta_{s_m, e_m}^t + \gamma \leq 2C_\epsilon \sqrt{\log(n_{1:T})} + C_\gamma \sqrt{\log(n_{1:T})} < \tau.$$

Under (9), we will always correctly reject the existence of undetected change points.

Step 2. Assume that there exists a change point $\eta_k \in (s, e)$ such that $\min\{\eta_k - s, \eta_k - e\} \geq 3\delta/4$. Let s_m, e_m and m^* be defined as in Algorithm 2. To complete the proof it suffices to show that, there exists a change point $\eta_k \in (s_{m^*}, e_{m^*})$ such that $\min\{\eta_k - s_{m^*}, \eta_k - e_{m^*}\} \geq \delta/4$ and $|b_{m^*} - \eta_k| \leq \epsilon$.

To this end, we are to ensure that the assumptions of Lemma 15 are verified. Note that (61) follows from (27), (62) and (63) follow from the definitions of events $\mathcal{A}_1(\gamma)$ and $\mathcal{A}_2(\gamma)$, and (64) follows from Assumption 3.

Thus, all the conditions in Lemma 15 are met. Therefore, we conclude that there exists a change point η_k , satisfying

$$\min\{e_{m^*} - \eta_k, \eta_k - s_{m^*}\} > \delta/4 \quad (28)$$

and

$$|b_{m^*} - \eta_k| \leq C \frac{n_{\max}^9}{n_{\min}^{10}} \kappa^{-2} \gamma^2 \leq \epsilon,$$

where the last inequality holds from the choice of γ and Assumption 3.

The proof is completed by noticing that (28) and $(s_{m^*}, e_{m^*}) \subset (s, e)$ imply that

$$\min\{e - \eta_k, \eta_k - s\} > \delta/4 > \epsilon.$$

As discussed in the argument before **Step 1**, this implies that η_k must be an undetected change point. \square

B Auxiliary lemmas and proofs

Lemma 6. Let $[s, e] \subset [1, T]$ an interval satisfying

$$\eta_{i_0} \leq s < \eta_{i_0+1} < \dots < e \leq \eta_{i_0+l},$$

for some $l \geq 1$. Let

$$b \in \arg \max_{s < k < e} D_{s+1, e}^k$$

and

$$z_0 \in \arg \min_{z \in \mathbb{R}} |D_{s+1,e}^b(z)|.$$

Suppose that for some $c_1 > 0$ and $\epsilon > 0$ we have that

$$\max\{\min\{\eta_{i_0+1} - s, s - \eta_{i_0}\}, \min\{\eta_{i_0+l} - e, e - \eta_{i_0+l-1}\}\} = \epsilon \quad (29)$$

with

$$\epsilon < \min\left\{\frac{1}{8} \left(\frac{3c_1}{4}\right)^2 \frac{\kappa^2 \delta^2}{(e-s)} \frac{n_{\min}}{n_{\max}}, \frac{\delta}{4}\right\}, \quad (30)$$

and

$$D_{s+1,e}^b(z_0) \geq \frac{c_1 \kappa \delta n_{\min}}{\sqrt{(s-e)n_{\max}}}. \quad (31)$$

In addition, assume that there exists a constant $c_3 > 0$ such that

$$\max_{s < k < e} |D_{s+1,e}^k(z_0) - \Delta_{s+1,e}^k(z_0)| \leq C \sqrt{\log n_{1:T}} < \min\left\{c_3 \frac{\kappa \delta^4 n_{\min}^5}{(e-s)^{7/2} n_{\max}^{9/2}}, \frac{c_1 \kappa \delta n_{\min}}{4\sqrt{(s-e)n_{\max}}}\right\}, \quad (32)$$

where $C > 0$ is an appropriate constant. Then there exists a change point $\eta_k \in [s, e]$ such that

$$\begin{aligned} \min\{\eta_k - s, e - \eta_k\} &> \frac{1}{8} \left(\frac{3c_1}{4}\right)^2 \frac{\kappa^2 \delta^2}{(e-s)} \frac{n_{\min}}{n_{\max}}, \\ |\eta_k - b| &\leq C_1 \sqrt{\log n_{1:T}} \delta^{-3} \kappa^{-1} (e-s)^{7/2} \frac{n_{\max}^{5/2}}{n_{\min}^3}, \\ |\Delta_{s+1,e}^{\eta_k}(z_0)| &\geq |D_{s+1,e}^b(z_0)| - C \sqrt{\log n_{1:T}} \geq \max_{s < k < s} |\Delta_{s+1,e}^k(z_0)| - 2C \sqrt{\log n_{1:T}}, \end{aligned} \quad (33)$$

for some positive constant C_1 .

Proof. Let $\lambda_1 = C \sqrt{\log n_{1:T}}$, where is $C > 0$ is a constant such that $C \sqrt{\log n_{1:T}}$ is an upper bound on the left hand side of the equation from Remark 1. Then note that

$$\max_{s < k < e} |\Delta_{s+1,e}^k(z_0)| \leq \max_{s < k < e} |D_{s+1,e}^k(z_0)| + \lambda_1 = |D_{s+1,e}^b(z_0)| + \lambda_1 \leq |\Delta_{s+1,e}^b(z_0)| + 2\lambda_1. \quad (34)$$

Let us assume that $\eta_{i_0+i} \leq b \leq \eta_{i_0+i+1}$ for some $i \in \{1, \dots, l\}$. Then from (31) and (32) we have that

$$|\Delta_{s+1,e}^b(z_0)| \geq |D_{s+1,e}^b(z_0)| - \lambda_1 > \frac{(3c_1/4)\kappa\delta n_{\min}}{\sqrt{(s-s)n_{\max}}} > 0. \quad (35)$$

Next, without loss of generality let us assume that $\Delta_{s+1,e}^b(z_0) > 0$. Then by the construction in the proof of Lemma 7 and by Lemma 2.2 from Venkatraman (1992) it follows that the function $k \rightarrow \Delta_{s+1,e}^k(z_0)$ is either monotonic or decreasing and then increasing on $[\eta_{i_0+i}, \eta_{i_0+i+1}]$. Therefore,

$$\max\left\{\Delta_{s+1,e}^{i_0+i}(z_0), \Delta_{s+1,e}^{i_0+i+1}(z_0)\right\} \geq \Delta_{s+1,e}^b(z_0).$$

Let us assume that $\Delta_{s+1,e}^k(z_0)$ is locally decreasing at b . Then

$$\Delta_{s+1,e}^{i_0+i}(z_0) \geq \Delta_{s+1,e}^b(z_0) > \frac{(3c_1/4)\kappa\delta n_{\min}}{\sqrt{(e-s)n_{\max}}}, \quad (36)$$

by (35).

Let us now suppose that

$$\min\{e - \eta_{i_0+i}, \eta_{i_0+i} - s\} \leq \frac{1}{8} \left(\frac{3c_1}{4}\right)^2 \frac{\kappa^2 \delta^2}{(e-s)} \frac{n_{\min}}{n_{\max}}. \quad (37)$$

Then by Lemma 8, and the fact that $n_{\max} \leq 2n_{\min}$, we arrive to a contradiction to (36). This proves the first part of the lemma.

We now claim that

$$\min\{\eta_{i_0+i} - s, e - \eta_{i_0+i}\} \geq (3/4)\delta. \quad (38)$$

Let us proceed by contradiction. If $\eta_{i_0+i} - s \leq (3/4)\delta$ then $s - \eta_{i_0+i-1} \geq \delta/4$ as $\eta_{i_0+i} - \eta_{i_0+i-1} \geq \delta$. Hence, $i = 1$. Moreover, by hypothesis $\min\{\eta_{i_0+1} - s, s - \eta_{i_0}\} \leq \epsilon < \delta/4$. And so, it must be the case that

$$\eta_{i_0+1} - s \leq \epsilon \leq \frac{1}{8} \left(\frac{3c_1}{4} \right)^2 \frac{\kappa^2 \delta^2}{(e-s)} \frac{n_{\min}}{n_{\max}},$$

which implies (37), and as we saw before that leads to a contradiction.

To conclude the proof, we use Lemma 11 combined with (32) to obtain that there exists a constant $C_1 > 0$ and a d such that

$$d \in \left[\eta_{i_0+i}, \eta_{i_0+i} + C_1 \lambda_1 \delta^{-3} \kappa^{-1} (e-s)^{7/2} \frac{n_{\max}^{5/2}}{n_{\min}^3} \right]$$

and

$$\begin{aligned} \Delta_{s+1,e}^{v_{i_0+i}}(z_0) - \Delta_{s+1,e}^d(z_0) &> c \left[\frac{n_{\min}^2}{n_{\max}^2} \right] \delta \Delta_{s+1,e}^{\eta_{i_0+i}}(z_0) |d - \eta_{i_0+1}| (e-s)^{-2} \\ &\geq c \left[\frac{(3c_1/4)\kappa\delta n_{\min}}{\sqrt{(e-s)n_{\max}}} \right] \left[\frac{n_{\min}^2}{n_{\max}^2} \right] \delta |d - \eta_{i_0+1}| (e-s)^{-2} \\ &= c \left[\frac{(3c_1/4)\kappa\delta n_{\min}}{\sqrt{(e-s)n_{\max}}} \right] \left[\frac{n_{\min}^2}{n_{\max}^2} \right] \delta (e-s)^{-2} \left[C_1 \lambda_1 \delta^{-3} \kappa^{-1} (e-s)^{7/2} \frac{n_{\max}^{5/2}}{n_{\min}^3} \right] \\ &\geq c C_1 \frac{e-s}{\delta} \lambda_1 \\ &\geq 2\lambda_1, \end{aligned}$$

where the second inequality follows from (36), and the last one by noticing that $e - s \geq \delta$ because of (38). Hence, if $b \geq d$ then we would have that $\Delta_{s+1,e}^k(z_0)$ is locally decreasing on $[\eta_{i_0+i}, b]$ and $[\eta_{i_0+i}, d]$. Thus,

$$\Delta_{s+1,e}^b(z_0) \leq \Delta_{s+1,e}^d(z_0) \leq \Delta_{s+1,e}^{v_{i_0+i}}(z_0) - 2\lambda_1 \leq \max_{s < k < e} |\Delta_{s+1,e}^k(z_0)| - 2\lambda_1,$$

which contradicts (34). \square

Lemma 7. Under Assumption 1, for any pair $(s, e) \subset (1, T)$ satisfying

$$\eta_{k-1} \leq s \leq \eta_k \leq \dots \leq \eta_{k+q} \leq e \leq \eta_{k+q+1}, \quad q \geq 0,$$

let

$$b_1 \in \arg \max_{b=s+1, \dots, e-1} \Delta_{s,e}^b.$$

Then $b_1 \in \{\eta_1, \dots, \eta_K\}$.

Let $z \in \arg \max_{x \in \mathbb{R}} |\Delta_{s,e}^b(x)|$. If $\Delta_{s,e}^t(z) > 0$ for some $t \in (s, e)$, then $\Delta_{s,e}^t(z)$ is either monotonic or decreases and then increases within each of the interval (s, η_k) , (η_k, η_{k+1}) , \dots , (η_{k+q}, e) .

Proof. Let us proceed by contradiction assuming that $b_1 \notin \{\eta_1, \dots, \eta_k\}$. Now let z_0 be such that

$$z_0 \in \arg \max_{z \in \mathbb{R}} |\Delta_{s,e}^{b_1}(z)|.$$

Note that due to the fact for any CDF function $F : \mathbb{R} \rightarrow [0, 1]$, it holds that $F(-\infty) = 1 - F(\infty) = 0$, we have that $z_0 \in \mathbb{R}$ exists.

Therefore,

$$b_1 \in \arg \max_{b=s+1, \dots, e-1} |\Delta_{s,e}^b(z_0)|.$$

Next consider the time series $\{r_l(z_0)\}_{l=1}^{n_{s:e}}$ defined as

$$r_l(z_0) = \begin{cases} F_s(z_0) & l \in \{1, \dots, n_s\} \\ F_{s+1}(z_0) & l \in \{n_s + 1, \dots, n_{s:(s+1)}\} \\ \dots & \\ F_e(z_0) & l \in \{n_{s:(e-1)} + 1, \dots, n_{s:e}\}, \end{cases}$$

and for $1 \leq l < n_{s:e}$ define

$$\tilde{r}_{1, n_{s:e}}^l(z_0) = \sqrt{\frac{n_{s:e} - l}{n_{s:e} l}} \sum_{t=1}^l r_t(z_0) - \sqrt{\frac{l}{n_{s:e}(n_{s:e} - l)}} \sum_{t=l+1}^{n_{s:e}} r_t(z_0).$$

We also notice that the set of change points of the time series $\{r_l(z_0)\}_{l=1}^{n_{s:e}}$ is

$$\{n_{s:\eta_k}, \dots, n_{s:\eta_{k+q}}\}.$$

We then notice that by Lemma 2.2 from Venkatraman (1992) applied to $\{r_l(z_0)\}_{l=1}^{n_{s:e}}$, we have that

$$\Delta_{s,e}^{b_1} = \Delta_{s,e}^{b_1}(z_0) = \tilde{r}_{1, n_{s:e}}^{n_{s:b_1}}(z_0) < \max_{j \in \{k, \dots, k+q\}} \tilde{r}_{1, n_{s:e}}^{n_{s:\eta_j}}(z_0) = \max_{j \in \{k, \dots, k+q\}} \Delta_{s,e}^{\eta_j}(z_0) \leq \max_{j \in \{k, \dots, k+q\}} \Delta_{s,e}^{\eta_j},$$

which is a contradiction. □

Lemma 8. *Under Assumption 1, let $t \in (s, e)$. It holds that*

$$\Delta_{s,e}^t \leq 2\sqrt{n_{\max}} \min\{\sqrt{s-t+1}, \sqrt{e-t}\}. \quad (39)$$

If η_k is the only change point in (s, e) , then

$$\Delta_{s,e}^{\eta_k} \leq \kappa_k \sqrt{n_{\max}} \min\{\sqrt{s-\eta_k+1}, \sqrt{e-\eta_k}\}. \quad (40)$$

If $(s, e) \subset (1, T)$ contain two and only two change points η_k and η_{k+1} , then we have

$$\max_{t=s+1, \dots, e-1} \Delta_{s,e}^t \leq \sqrt{n_{\max}} \sqrt{e-\eta_{k+1}} \kappa_{k+1} + \sqrt{n_{\max}} \sqrt{\eta_k - s} \kappa_k. \quad (41)$$

Proof. As for (39), it follows from that

$$\Delta_{s,e}^b \leq 2\sqrt{\frac{n_{s:b} n_{(b+1):e}}{n_{s:e}}} \leq 2 \min\{\sqrt{n_{s:b}}, \sqrt{n_{(b+1):e}}\} \leq 2\sqrt{n_{\max}} \min\{\sqrt{s-b+1}, \sqrt{e-b}\}.$$

As for (40), it is due to that

$$\Delta_{s,e}^{\eta_k} = \sqrt{\frac{n_{s:\eta_k} n_{(\eta_k+1):e}}{n_{s:e}}} \sup_{z \in \mathbb{R}} |F_{s:\eta_k}(z) - F_{(\eta_k+1):e}(z)| \leq \kappa_k \sqrt{n_{\max}} \min\{\sqrt{s-\eta_k+1}, \sqrt{e-\eta_k}\}.$$

Eq. (41) follows similarly. □

Lemma 9. Under Assumption 1, for any $1 \leq s < b < e \leq T$ and $z \in \mathbb{R}$, define

$$\Lambda_{s,e}^b(z) = D_{s,e}^b(z) - \Delta_{s,e}^b(z),$$

where $D_{s,e}^b(z)$ and $\Delta_{s,e}^b(z)$ are the sample and population versions of the Kolmogorov–Smirnov statistic defined in (5) and (18), respectively. It holds that

$$\begin{aligned} & \mathbb{P} \left\{ \max_{1 \leq s < b < e \leq T} \sup_{z \in \mathbb{R}} \left| \Lambda_{s,e}^b(z) \right| > \sqrt{\log \left(\frac{T^4}{12\delta} \right) + \log(n_{1:T})} + 6\sqrt{\log(n_{1:T})} + \frac{48 \log(n_{1:T})}{\sqrt{n_{1:T}}} \right\} \\ & \leq \frac{12 \log(n_{1:T})}{T^3 n_{1:T}} + \frac{24T}{n_{1:T} \log(n_{1:T}) \delta}. \end{aligned}$$

Moreover

$$\begin{aligned} & \mathbb{P} \left\{ \max_{1 \leq s < e \leq T} \sup_{z \in \mathbb{R}} \left| \frac{1}{\sqrt{n_{s:e}}} \sum_{t=s}^e \sum_{i=1}^{n_t} \{ \mathbb{1}_{Y_{t,i} \leq z} - \mathbb{E}(\mathbb{1}_{Y_{t,i} \leq z}) \} \right| \right. \\ & \quad \left. > \sqrt{\log \left(\frac{T^4}{12\delta} \right) + \log(n_{1:T})} + 6\sqrt{\log(n_{1:T})} + \frac{48 \log(n_{1:T})}{\sqrt{n_{1:T}}} \right\} \\ & \leq \frac{12 \log(n_{1:T})}{T^3 n_{1:T}} + \frac{24T}{n_{1:T} \log(n_{1:T}) \delta}. \end{aligned} \tag{42}$$

Remark 1. Lemma 9 shows that as T diverges unbounded, it holds that

$$\max_{1 \leq s < b < e \leq T} \sup_{z \in \mathbb{R}} \left| \Lambda_{s,e}^b(z) \right| = O_p \left(\sqrt{\log(n_{1:T})} \right).$$

Proof of Lemma 9. For any $1 \leq s < b < e \leq T$ and $z \in \mathbb{R}$, let

$$\begin{aligned} \sqrt{\frac{n_{s:b} n_{(b+1):e}}{n_{s:e}}} \left[\widehat{F}_{s:b}(z) - \widehat{F}_{(b+1):e}(z) \right] &= \sum_{k=s}^b \sum_{i=1}^{n_k} \sqrt{\frac{n_{(b+1):e}}{n_{s:b} n_{s:e}}} \mathbb{1}_{\{Y_{k,i} \leq z\}} - \sum_{k=b+1}^e \sum_{i=1}^{n_k} \sqrt{\frac{n_{s:b}}{n_{(b+1):e} n_{s:e}}} \mathbb{1}_{\{Y_{k,i} \leq z\}} \\ &= \sum_{k=s}^e w_k \sum_{i=1}^{n_k} \mathbb{1}_{\{Y_{k,i} \leq z\}}, \end{aligned}$$

where

$$w_k = \begin{cases} \sqrt{\frac{n_{(b+1):e}}{n_{s:b} n_{s:e}}}, & k = s, \dots, b; \\ -\sqrt{\frac{n_{s:b}}{n_{(b+1):e} n_{s:e}}}, & k = b+1, \dots, e. \end{cases} \tag{43}$$

Therefore, we have

$$\begin{aligned} \sqrt{\frac{n_{s:b} n_{(b+1):e}}{n_{s:e}}} \left[F_{s:b}(z) - F_{(b+1):e}(z) \right] &= \sum_{k=s}^e w_k \sum_{i=1}^{n_k} \mathbb{E}(\mathbb{1}_{\{Y_{k,i} \leq z\}}), \\ D_{s,e}^b &= \sup_{z \in \mathbb{R}} \left| \sum_{k=s}^e w_k \sum_{i=1}^{n_k} \mathbb{1}_{\{Y_{k,i} \leq z\}} \right|, \quad \text{and} \quad \Delta_{s,e}^b = \sup_{z \in \mathbb{R}} \left| \sum_{k=s}^e w_k \sum_{i=1}^{n_k} \mathbb{E}(\mathbb{1}_{\{Y_{k,i} \leq z\}}) \right|. \end{aligned}$$

Since

$$\begin{aligned}
D_{s,e}^b &= \sup_{z \in \mathbb{R}} \left| \sum_{k=s}^e w_k \sum_{i=1}^{n_k} \left\{ \mathbb{E}(\mathbb{1}_{\{Y_{k,i} \leq z\}}) + \mathbb{1}_{\{Y_{k,i} \leq z\}} - \mathbb{E}(\mathbb{1}_{\{Y_{k,i} \leq z\}}) \right\} \right| \\
&\leq \sup_{z \in \mathbb{R}} \left| \sum_{k=s}^e w_k \sum_{i=1}^{n_k} \mathbb{E}(\mathbb{1}_{\{Y_{k,i} \leq z\}}) \right| + \sup_{z \in \mathbb{R}} \left| \sum_{k=s}^e w_k \sum_{i=1}^{n_k} \left\{ \mathbb{1}_{\{Y_{k,i} \leq z\}} - \mathbb{E}(\mathbb{1}_{\{Y_{k,i} \leq z\}}) \right\} \right| \\
&= \Delta_{s,e}^b + \sup_{z \in \mathbb{R}} \left| \sum_{k=s}^e w_k \sum_{i=1}^{n_k} \left\{ \mathbb{1}_{\{Y_{k,i} \leq z\}} - \mathbb{E}(\mathbb{1}_{\{Y_{k,i} \leq z\}}) \right\} \right|,
\end{aligned}$$

we have

$$|D_{s,e}^b - \Delta_{s,e}^b| \leq \sup_{z \in \mathbb{R}} \left| \sum_{k=s}^e w_k \sum_{i=1}^{n_k} \left\{ \mathbb{1}_{\{Y_{k,i} \leq z\}} - \mathbb{E}(\mathbb{1}_{\{Y_{k,i} \leq z\}}) \right\} \right|. \quad (44)$$

Next for $z \in \mathbb{R}$ define

$$\Lambda_{s,e}^b(z) = \sum_{k=s}^e w_k \sum_{i=1}^{n_k} \left\{ \mathbb{1}_{\{Y_{k,i} \leq z\}} - \mathbb{E}(\mathbb{1}_{\{Y_{k,i} \leq z\}}) \right\},$$

and let $\{s_1^k, \dots, s_{m-1}^k\} \subset \mathbb{R}$ satisfy

$$s_j^k = F_k^{-1}(j/m),$$

where m is a positive integer to be specified. Let $I_1^k = (-\infty, s_1^k]$, $I_j^k = (s_{j-1}^k, s_j^k]$, $j = 2, \dots, m-1$, and $I_m^k = (s_{m-1}^k, \infty)$. With this notation, for any $k \in \{1, \dots, n\}$, we get a partition of \mathbb{R} , namely $\mathcal{I}_k = \{I_1^k, \dots, I_m^k\}$. Let $\mathcal{I} = \cap_{k=1}^T \mathcal{I}_k = \{I_1, \dots, I_M\}$. Note that there are at most T/δ distinct \mathcal{I}_k 's, and therefore $M \leq Tm/\delta$.

Let also z_j be an interior point of I_j for all $j \in \{1, \dots, M\}$. Then

$$\sup_{z \in \mathbb{R}} |\Lambda_{s,e}^b(z)| \leq \max_{j=1, \dots, M} \left[|\Lambda_{s,e}^b(z_j)| + \sup_{z \in I_j} |\Lambda_{s,e}^b(z_j) - \Lambda_{s,e}^b(z)| \right]. \quad (45)$$

By the Hoeffding's inequality and a union bound argument, we have for any $\varepsilon > 0$

$$\mathbb{P} \left\{ \max_{1 \leq s < b < e \leq T} \max_{j=1, \dots, M} |\Lambda_{s,e}^b(z_j)| > \varepsilon \right\} \leq \frac{2T^4 m}{\delta} \exp(-2\varepsilon^2), \quad (46)$$

since

$$\sum_{k=s}^e \sum_{i=1}^{n_k} w_k^2 = 1.$$

On the other hand, for $j \in \{1, \dots, M\}$ let $z \in I_j$ and without loss of generality let us assume that $z_j < z$. Let

$$u_j = |\{(i, k) : k \in \{1, \dots, T\}, i \in \{1, \dots, n_k\}, \text{ and } y_{k,i} \in I_j\}|.$$

Let us also write $r(t)$ if $\eta_{r(t)-1} + 1 \leq t \leq \eta_{r(t)}$ for $t \in \{1, \dots, T\}$, and for $I_j \in \mathcal{I}$ let $q(j, k)$ be such that $I_j \subset I_{q(j,k)}^{r(k)}$. With this notation set

$$v_j = \left| \{(i, k) : k \in \{1, \dots, T\}, i \in \{1, \dots, n_k\}, \text{ and } y_{k,i} \in I_{v(j,k)}^{r(k)} \} \right|.$$

Clearly, $u_j \leq v_j$ and $\mathbb{E}(v_j) = n_{1:T}/m$.

We have,

$$\begin{aligned}
|\Lambda_{s,e}^b(z_j) - \Lambda_{s,e}^b(z)| &\leq \left| \sum_{k=s}^e \sum_{i=1}^{n_k} w_k \{ \mathbb{1}_{\{y_{k,i} \leq z_j\}} - \mathbb{1}_{\{y_{k,i} \leq z\}} \} \right| + \left| \sum_{k=s}^e \sum_{i=1}^{n_k} w_k \{ F_k(z_j) - F_k(z) \} \right| \\
&\leq \left[\sum_{k=s}^e \sum_{i=1}^{n_k} \mathbb{1}_{\{z_j < y_{k,i} \leq z\}} \right]^{\frac{1}{2}} + \left[\sum_{k=s}^e \sum_{i=1}^{n_k} |w_k| \right] \max_{k=s, \dots, e} |F_k(z) - F_k(z_j)| \\
&\leq \max_{1 \leq j \leq M} u_j^{\frac{1}{2}} + \frac{2}{m} \sqrt{\frac{n_{(b+1):e} n_{s:b}}{n_{s:e}}} \\
&\leq \max_{1 \leq j \leq M} u_j^{\frac{1}{2}} + \frac{2\sqrt{n_{1:T}}}{m}.
\end{aligned} \tag{47}$$

However, from the multiplicative Chernoff bound

$$\begin{aligned}
\mathbb{P} \left(\max_{1 \leq j \leq M} u_j \geq \frac{3n_{1:T}}{2m} \right) &\leq M \mathbb{P} \left(u_j \geq \frac{3n_{1:T}}{2m} \right) \\
&\leq M \mathbb{P} \left(v_j \geq \frac{3n_{1:T}}{2m} \right) \\
&< \frac{Tm}{\delta} \exp \left(-\frac{n_{1:T}}{12m} \right) \\
&\leq \exp \left(-\frac{n_{1:T}}{12m} + \log(T) + \log(m) - \log(\delta) \right).
\end{aligned} \tag{48}$$

Combining (45), (46), (47) and (48), we have

$$\begin{aligned}
&\mathbb{P} \left\{ \max_{1 \leq s < b < e \leq T} \sup_{z \in \mathbb{R}} |\Lambda_{s,e}^b(z)| > \epsilon + \sqrt{\frac{3n_{1:T}}{2m}} + \frac{2\sqrt{n_{1:T}}}{m} \right\} \\
&\leq \frac{2T^4 m}{\delta} \exp(-2\epsilon^2) + \exp \left(-\frac{n_{1:T}}{12m} + \log(T) + \log(m) - \log(\delta) \right).
\end{aligned} \tag{49}$$

Choosing

$$\epsilon = \sqrt{\log \left(\frac{2T^4 m}{\delta} \right)}, \quad \text{and} \quad m = \frac{n_{1:T}}{24 \log(n_{1:T})},$$

(49) results in

$$\begin{aligned}
&\mathbb{P} \left\{ \max_{1 \leq s < b < e \leq T} \sup_{z \in \mathbb{R}} |\Lambda_{s,e}^b(z)| > \sqrt{\log \left(\frac{T^4}{12\delta} \right) + \log(n_{1:T})} + 6\sqrt{\log(n_{1:T})} + \frac{48 \log(n_{1:T})}{\sqrt{n_{1:T}}} \right\} \\
&\leq \frac{12 \log(n_{1:T})}{T^3 n_{1:T}} + \frac{24T}{n_{1:T} \log(n_{1:T}) \delta}.
\end{aligned}$$

As for the result (42), we only need to change (43) to $w_k = (n_{s:e})^{-1/2}$. □

Lemma 10. *Under Assumption 1, let $1 \leq s < \eta_k < e \leq T$ be any interval satisfying*

$$\min\{\eta_k - s, e - \eta_k\} \geq c_1 \delta,$$

with $c_1 > 0$. Then we have that

$$\max_{t=s+1, \dots, e-1} \Delta_{s,e}^t \geq \frac{c_1 \kappa \delta n_{\min}}{2\sqrt{(e-s)n_{\max}}} \geq \frac{c_1 \kappa \delta n_{\min}^{3/2}}{2\sqrt{(e-s)n_{\max}}}.$$

Proof. Let

$$z_0 \in \arg \max_{z \in \mathbb{R}} |F_{\eta_k}(z) - F_{\eta_{k+1}}(z)|.$$

Without loss of generality, assume that $F_{\eta_k}(z_0) > F_{\eta_{k+1}}(z_0)$. For $s < t < e$, note that

$$\Delta_{s,e}^t(z_0) = \sqrt{\frac{n_{s:e}n_{s:t}}{n_{(t+1):e}}} \left\{ \frac{1}{n_{s:t}} \sum_{l=s}^t n_l F_l(z_0) - \frac{1}{n_{s:e}} \sum_{l=s}^e n_l F_l(z_0) \right\} = \sqrt{\frac{n_{s:e}}{n_{s:t}n_{(t+1):e}}} \sum_{l=s}^t n_l \tilde{F}_l(z_0),$$

where $\tilde{F}_l(z_0) = F_l(z_0) - (n_{s:e})^{-1} \sum_{l=s}^e n_l F_l(z_0)$.

Due to Assumption 1, it holds that $\tilde{F}_{\eta_k}(z_0) > \kappa/2$. Therefore

$$\sum_{l=s}^{\eta_k} n_l \tilde{F}_l(z_0) \geq (c_1/2) \kappa n_{\min} \delta, \quad \text{and} \quad \sqrt{\frac{n_{s:e}}{n_{s:t}n_{(t+1):e}}} \geq \frac{1}{\sqrt{(e-s)n_{\max}}} \geq \frac{\sqrt{n_{\min}}}{\sqrt{(e-s)n_{\max}}}.$$

Then

$$\max_{t=s+1, \dots, e-1} \Delta_{s,e}^t \geq \frac{1}{2\sqrt{(e-s)n_{\max}}} \geq \frac{c_1 \kappa \delta n_{\min}^{3/2}}{2\sqrt{(e-s)n_{\max}}}.$$

□

Note that in the following lemma, the condition (51) follows from Lemma 10, and (52) follows from Lemma 9.

Lemma 11. *Let $z_0 \in \mathbb{R}$, $(s, e) \subset (1, T)$. Suppose that there exists a true change point $\eta_k \in (s, e)$ such that*

$$\min\{\eta_k - s, e - \eta_k\} \geq c_1 \delta, \tag{50}$$

and

$$\Delta_{s,e}^{\eta_k}(z_0) \geq (c_1/2) \frac{n_{\min}^{3/2}}{n_{\max}} \frac{\kappa \delta}{\sqrt{e-s}}, \tag{51}$$

where $c_1 > 0$ is a sufficiently small constant. In addition, assume that

$$\max_{s < t < e} |\Delta_{s,e}^t(z_0)| - \Delta_{s,e}^{\eta_k}(z_0) \leq 3 \log \left(\frac{T^4}{\delta} \right) + 3 \log(n_{1:T}) \leq \frac{\kappa \delta^4 n_{\min}^5}{(e-s)^{7/2} n_{\max}^{9/2}}. \tag{52}$$

Then there exists $d \in (s, e)$ satisfying

$$|d - \eta_k| \leq \frac{c_1 \delta n_{\min}^2}{32 n_{\max}^2}, \tag{53}$$

and

$$\Delta_{s,e}^{\eta_k}(z_0) - \Delta_{s,e}^d(z_0) > c |d - \eta_k| \delta \frac{n_{\min}^2}{n_{\max}^2} \Delta_{s,e}^{\eta_k}(z_0) (e-s)^{-2},$$

where $c > 0$ is a sufficiently small constant.

Proof. Let us assume without loss of generality that $d \geq \eta_k$. Following the argument of Lemma 2.6 in Venkatraman (1992), it suffices to consider two cases: (i) $\eta_{k+1} > e$ and (ii) $\eta_{k+1} \leq e$.

Case (i) $\eta_{k+1} > e$. Notice that

$$\Delta_{s,e}^{\eta_k}(z_0) = \sqrt{\frac{N_1 N_2}{N_1 + N_2}} \{F_{\eta_k}(z_0) - F_{\eta_{k+1}}(z_0)\}$$

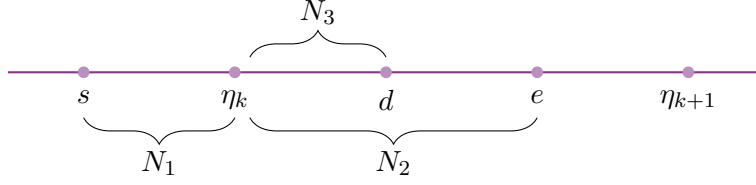


Figure 3: Illustrations of Case (i) in the proof of Lemma 11.

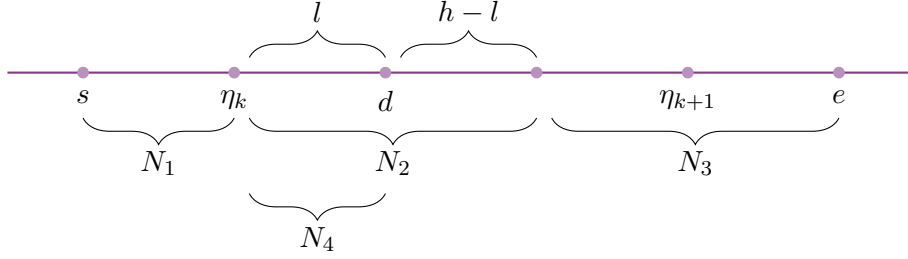


Figure 4: Illustrations of Case (ii) in the proof of Lemma 11.

and

$$\Delta_{s,e}^d(z_0) = N_1 \sqrt{\frac{N_2 - N_3}{(N_1 + N_3)(N_1 + N_2)}} \{F_{\eta_k}(z_0) - F_{\eta_{k+1}}(z_0)\},$$

where $N_1 = n_{s:\eta_k}$, $N_2 = n_{(\eta_{k+1}):e}$ and $N_3 = n_{(\eta_{k+1}):d}$. Therefore, due to (50), we have

$$\begin{aligned} E_l &= \Delta_{s,e}^{\eta_k}(z_0) - \Delta_{s,e}^d(z_0) = \left(1 - \sqrt{\frac{N_1(N_2 - N_3)}{N_2(N_1 + N_3)}}\right) \Delta_{s,e}^{\eta_k}(z_0) \\ &= \frac{N_1 + N_2}{\sqrt{N_2(N_1 + N_3)}(\sqrt{N_2(N_1 + N_3)} + \sqrt{N_1(N_2 - N_3)})} N_3 \Delta_{s,e}^{\eta_k}(z_0) \\ &\geq c_1 \frac{n_{\min}^2}{n_{\max}^2} |d - \eta_k| \delta \Delta_{s,e}^{\eta_k}(z_0) (e - s)^{-2}. \end{aligned} \quad (54)$$

Case (ii) $\eta_{k+1} \leq e$. Let $N_1 = n_{s:\eta_k}$, $N_2 = n_{(\eta_{k+1}):(\eta_k+h)}$ and $N_3 = n_{(\eta_k+h+1):e}$, where $h = c_1 \delta / 8$. Then,

$$\Delta_{s,e}^{\eta_k}(z_0) = a \sqrt{\frac{N_1 + N_2 + N_3}{N_1(N_2 + N_3)}}, \text{ and } \Delta_{s,e}^{\eta_k+h}(z_0) = (a + N_2 \theta) \sqrt{\frac{N_1 + N_2 + N_3}{N_3(N_1 + N_2)}}.$$

where

$$a = \sum_{l=s}^{\eta_k} n_l F_l(z_0) - c_0, \quad c_0 = \frac{1}{n_{s:e}} \sum_{l=s}^e n_l F_l(z_0)$$

and

$$\theta = \frac{a \sqrt{(N_1 + N_2) N_3}}{N_2} \left\{ \frac{1}{\sqrt{N_1(N_2 + N_3)}} - \frac{1}{(N_1 + N_2) N_3} + \frac{b}{a \sqrt{N_1 + N_2 + N_3}} \right\},$$

with $b = \Delta_{s,e}^{\eta_k+h}(z_0) - \Delta_{s,e}^{\eta_k}(z_0)$.

Next, we set $l = d - \eta_k \leq h/2$ and $N_4 = n_{(\eta_k+1):d}$. Therefore, as in the proof of Lemma 2.6 in Venkatraman (1992), we have that

$$E_l = \Delta_{s,e}^{\eta_k}(z_0) - \Delta_{s,e}^{\eta_k+l}(z_0) = E_{1l}(1 + E_{2l}) + E_{3l}, \quad (55)$$

where

$$E_{1l} = \frac{aN_4(N_2 - N_4)\sqrt{N_1 + N_2 + N_3}}{\sqrt{N_1(N_2 + N_3)}\sqrt{(N_1 + N_4)(N_2 + N_3 - N_4)}\left(\sqrt{(N_1 + N_4)(N_2 + N_3 - N_4)} + \sqrt{N_1(N_2 + N_3)}\right)},$$

$$E_{2l} = \frac{(N_3 - N_1)(N_3 - N_1 - N_4)}{\left(\sqrt{(N_1 + N_4)(N_2 + N_3 - N_4)} + \sqrt{(N_1 + N_2)N_3}\right)\left(\sqrt{N_1(N_2 + N_3)} + \sqrt{(N_1 + N_2)N_3}\right)},$$

and

$$E_{3l} = -\frac{bN_4}{N_2}\sqrt{\frac{(N_1 + N_2)N_3}{(N_1 + N_4)(N_2 + N_3 - N_4)}}.$$

Next, we notice that $N_2 - N_4 \geq n_{\min}c_1\delta/16$. It holds that

$$E_{1l} \geq c_{1l}|d - \eta_k|\delta\frac{n_{\min}^2}{n_{\max}^2}\Delta_{s,e}^{\eta_k}(z_0)(e - s)^{-2}, \quad (56)$$

where $c_{1l} > 0$ is a sufficiently small constant depending on c_1 . As for E_{2l} , due to (53), we have

$$E_{2l} \geq -1/2. \quad (57)$$

As for E_{3l} , we have

$$\begin{aligned} E_{3l} &\geq -\left\{3\log\left(\frac{T^4}{\delta}\right) + 3\log(n_{1:T})\right\}|d - \eta_k|\frac{n_{\min}^2}{n_{\max}^2}\frac{e - s}{c_1^2\delta^2} \\ &\geq -c_{3l}\left\{3\log\left(\frac{T^4}{\delta}\right) + 3\log(n_{1:T})\right\}|d - \eta_k|\Delta_{s,e}^{\eta_k}(z_0)\delta(e - s)^{-2}\frac{n_{\min}^2}{n_{\max}^2} \\ &\quad \times \frac{n_{\max}^{9/2}}{n_{\min}^5}(e - s)^{7/2}\frac{\log(n_{1:T})}{\kappa\delta^4} \\ &\geq -c_{1l}/2|d - \eta_k|\delta\frac{n_{\min}^2}{n_{\max}^2}\Delta_{s,e}^{\eta_k}(z_0)(e - s)^{-2}, \end{aligned} \quad (58)$$

where the first inequality follows from (52), the identity follows from (51), and the second inequality follows from (52).

Combining (55), (56), (57) and (58), we have

$$\Delta_{s,e}^{\eta_k}(z_0) - \Delta_{s,e}^d(z_0) \geq c|d - \eta_k|\delta\frac{n_{\min}^2}{n_{\max}^2}\Delta_{s,e}^{\eta_k}(z_0)(e - s)^{-2}, \quad (59)$$

where $c > 0$ is a sufficiently small constant.

In view of (54) and (59), we conclude the proof. \square

Lemma 12. Suppose $(s, e) \subset (1, T)$ such that $e - s \leq C_S \delta$ and that

$$\eta_{k-1} \leq s \leq \eta_k \leq \dots \leq \eta_{k+q} \leq e \leq \eta_{k+q+1}, \quad q \geq 0.$$

Denote

$$\kappa_{\max}^{s,e} = \max\{\kappa_p : p = k, \dots, k + q\}.$$

Then for any $p \in \{k - 1, \dots, k + q\}$, it holds that

$$\sup_{z \in \mathbb{R}} \left| \frac{1}{n_{s:e}} \sum_{t=s}^e n_t F_t(z) - F_{\eta_p}(z) \right| \leq (C_S + 1) \kappa_{\max}^{s,e}.$$

Proof. Since $e - s \leq C_S \delta$, the interval (s, e) contains at most $C_S + 1$ true change points. Note that

$$\begin{aligned} & \sup_{z \in \mathbb{R}} \left| \frac{1}{n_{s:e}} \sum_{t=s}^e n_t F_t(z) - F_{\eta_p}(z) \right| \\ &= \sup_{z \in \mathbb{R}} \left\{ \frac{1}{n_{s:e}} \left| \sum_{t=s}^{\eta_k} n_t (F_{\eta_{k-1}}(z) - F_{\eta_p}(z)) + \sum_{t=\eta_k+1}^{\eta_{k+1}} n_t (F_{\eta_k}(z) - F_{\eta_p}(z)) + \dots \right. \right. \\ & \quad \left. \left. + \sum_{t=\eta_{k+q}+1}^e n_t (F_{\eta_{k+q}}(z) - F_{\eta_p}(z)) \right| \right\} \\ &\leq \frac{|p - k| \sum_{t=s}^{\eta_k} n_t + |p - k - 1| \sum_{t=\eta_k+1}^{\eta_{k+1}} n_t + \dots + |p - k - q - 1| \sum_{t=\eta_{k+q}+1}^e n_t}{n_{s:e}} \kappa_{\max}^{s,e} \\ &\leq (C_S + 1) \kappa_{\max}^{s,e}. \end{aligned}$$

□

For any $x = (x_i) \in \mathbb{R}^{n_{s:e}}$, define

$$\mathcal{P}_{s,e}^d(x) = \frac{1}{n_{s:e}} \sum_{i=1}^{n_{s:e}} x_i + \langle x, \psi_{s,e}^d \rangle \psi_{s,e}^d,$$

where $\langle \cdot, \cdot \rangle$ is the inner product in Euclidean space, and $\psi_{s,e}^d \in \mathbb{R}^{n_{s:e}}$ with

$$(\psi_{s,e}^d)_i = \begin{cases} \sqrt{\frac{n_{(d+1):e}}{n_{s:e} n_{s:d}}}, & i = 1, \dots, n_{s:d}, \\ -\sqrt{\frac{n_{s:d}}{n_{s:e} n_{(d+1):e}}}, & i = n_{s:d} + 1, \dots, n_{s:e}, \end{cases}$$

i.e. the i -th entry of $\mathcal{P}_{s,e}^d(x)$ satisfies

$$\mathcal{P}_{s,e}^d(x)_i = \begin{cases} \frac{1}{n_{s:d}} \sum_{j=1}^{n_{s:d}} x_j, & i = 1, \dots, n_{s:d}, \\ \frac{1}{n_{(d+1):e}} \sum_{j=n_{s:d}+1}^{n_{s:e}} x_j, & i = n_{s:d} + 1, \dots, n_{s:e}. \end{cases}$$

Lemma 13. Suppose Assumption 1 holds, and consider any interval $(s, e) \subset (1, T)$ satisfying that there exists a true change point $\eta_k \in (s, e)$. Let

$$b \in \arg \max_{s < t < e} D_{s,e}^t \quad \text{and} \quad z_0 \in \arg \max_{z \in \mathbb{R}} |D_{s,e}^b(z)|.$$

Let

$$\mu_{s,e} = \left(\underbrace{F_s(z_0), \dots, F_s(z_0)}_{n_s}, \dots, \underbrace{F_e(z_0), \dots, F_e(z_0)}_{n_e} \right)^\top \in \mathbb{R}^{n_{s:e}}$$

and

$$Y_{s,e} = \left(\underbrace{\mathbb{1}_{\{Y_{s,1} \leq z_0\}}, \dots, \mathbb{1}_{\{Y_{s,n_s} \leq z_0\}}}_{n_s}, \dots, \underbrace{\mathbb{1}_{\{Y_{e,1} \leq z_0\}}, \dots, \mathbb{1}_{\{Y_{e,n_e} \leq z_0\}}}_{n_e} \right)^\top \in \mathbb{R}^{n_{s:e}}.$$

We have

$$\|Y_{s,e} - \mathcal{P}_{s,e}^b(Y_{s,e})\|^2 \leq \|Y_{s,e} - \mathcal{P}_{s,e}^{\eta_k}(Y_{s,e})\|^2 \leq \|Y_{s,e} - \mathcal{P}_{s,e}^{\eta_k}(\mu_{s,e})\|^2. \quad (60)$$

Proof. Note that for any $d \in (s, e)$, we have

$$\begin{aligned} \|Y_{s,e} - \mathcal{P}_{s,e}^d(Y_{s,e})\|^2 &= n_{s:d}(Y_1 - Y_1^2) + n_{(d+1):e}(Y_2 - Y_2^2) \\ &= -\{D_{s,e}^d(z_0)\}^2 + \frac{\left\{ \sum_{t=s}^e \sum_{i=1}^{n_t} \mathbb{1}_{\{Y_{t,i} \leq z_0\}} \right\}^2}{n_{s:e}} - \sum_{t=s}^e \sum_{i=1}^{n_t} \mathbb{1}_{\{Y_{t,i} \leq z_0\}}, \end{aligned}$$

where

$$Y_1 = \frac{1}{n_{s:d}} \sum_{t=s}^d \sum_{i=1}^{n_t} \mathbb{1}_{\{Y_{t,i} \leq z_0\}}, \quad \text{and} \quad Y_2 = \frac{1}{n_{(d+1):e}} \sum_{t=d+1}^e \sum_{i=1}^{n_t} \mathbb{1}_{\{Y_{t,i} \leq z_0\}}.$$

It follow from the definition of b , we have that

$$\|Y_{s,e} - \mathcal{P}_{s,e}^b(Y_{s,e})\|^2 \leq \|Y_{s,e} - \mathcal{P}_{s,e}^{\eta_k}(Y_{s,e})\|^2.$$

The second inequality in (60) follows from the observation that the sum of the squares of errors maximized by the sample mean. □

Lemma 14. *Let $(s, e) \subset (1, T)$ contains two or more change points such that*

$$\eta_{k-1} \leq s \leq \eta_k \leq \dots \leq \eta_{k+q} \leq e \leq \eta_{k+q+1}, \quad q \geq 1.$$

If $\eta_k - s \leq c_1 \delta$, for $c_1 > 0$, then

$$\Delta_{s,e}^{\eta_k} \leq \sqrt{\frac{c_1 n_{\max}}{n_{\min}}} \Delta_{s,e}^{\eta_{k+1}} + 2\sqrt{n_{s:\eta_k}} \kappa_k.$$

Proof. Consider the distribution sequence $\{G_t\}_{t=s}^e$ be such that

$$G_t = \begin{cases} F_{\eta_{k+1}}, & t = s+1, \dots, \eta_k, \\ F_t, & t = \eta_k + 1, \dots, e. \end{cases}$$

For any $s < t < e$, define

$$\mathcal{G}_{s,e}^t = \sup_{z \in \mathbb{R}} |\mathcal{G}_{s,e}^t(z)|,$$

where

$$\mathcal{G}_{s,e}^t(z) = \sqrt{\frac{n_{s:t} n_{(t+1):e}}{n_{s:e}}} \left\{ \frac{1}{n_{s:t}} \sum_{l=s}^t n_l G_l(z) - \frac{1}{n_{(t+1):e}} \sum_{l=t+1}^e n_l G_l(z) \right\}.$$

For any $t \geq \eta_k$ and $z \in \mathbb{R}$, it holds that

$$|\Delta_{s,e}^t(z) - \mathcal{G}_{s,e}^t(z)| = \sqrt{\frac{n^{(t+1):e}}{n_{s:e}n_{s:t}}} n_{s:\eta_k} |F_{\eta_{k+1}}(z) - F_{\eta_k}(z)| \leq \sqrt{n_{s:\eta_k}} \kappa_k.$$

Thus we have

$$\begin{aligned} \Delta_{s,e}^{\eta_k} &= \sup_{z \in \mathbb{R}} |\Delta_{s,e}^{\eta_k}(z) - \mathcal{G}_{s,e}^{\eta_k}(z) + \mathcal{G}_{s,e}^{\eta_k}(z)| \leq \sup_{z \in \mathbb{R}} |\Delta_{s,e}^{\eta_k}(z) - \mathcal{G}_{s,e}^{\eta_k}(z)| + \mathcal{G}_{s,e}^{\eta_k} \\ &\leq \mathcal{G}_{s,e}^{\eta_k} + \sqrt{n_{s:\eta_k}} \kappa_k \leq \sqrt{\frac{n_{s:\eta_k} n^{(\eta_{k+1}+1):e}}{n_{s:\eta_{k+1}} n^{(\eta_k+1):e}}} \mathcal{G}_{s,e}^{\eta_{k+1}} + \sqrt{n_{s:\eta_k}} \kappa_k \\ &\leq \sqrt{\frac{c_1 n_{\max}}{n_{\min}}} \Delta_{s,e}^{\eta_{k+1}} + 2\sqrt{n_{s:\eta_k}} \kappa_k. \end{aligned}$$

□

Lemma 15. *Under Assumption 1, let (s_0, e_0) be an interval with $e_0 - s_0 \leq C_S \delta$ and contain at least one change point η_k such that*

$$\eta_{k-1} \leq s_0 \leq \eta_k \leq \dots \leq \eta_{k+q} \leq e_0 \leq \eta_{k+q+1}, \quad q \geq 0.$$

Suppose that there exists k' such that

$$\min\{\eta_{k'} - s_0, e_0 - \eta_{k'}\} \geq \delta/16.$$

Let

$$\kappa_{s,e}^{\max} = \max\{\kappa_p : \min\{\eta_p - s_0, e_0 - \eta_p\} \geq \delta/16\}.$$

Consider any generic $(s, e) \subset (s_0, e_0)$, satisfying

$$\min\{\eta_k - s_0, e_0 - \eta_k\} \geq \delta/16, \quad \eta_k \in (s, e).$$

Let $b \in \arg \max_{s < t < e} D_{s,e}^t$. For some $c_1 > 0$ and $\gamma > 0$, suppose that

$$D_{s,e}^b \geq c_1 \kappa_{s,e}^{\max} \sqrt{\delta} \frac{n_{\min}^{3/2}}{n_{\max}}, \quad (61)$$

$$\max_{s < t < e} \sup_{z \in \mathbb{R}} |\Lambda_{s,e}^t(z)| \leq \gamma, \quad (62)$$

and

$$\max_{1 \leq s < e \leq T} \sup_{z \in \mathbb{R}} \left| \frac{1}{\sqrt{n_{s:e}}} \sum_{t=s}^e \sum_{i=1}^{n_t} \left(\mathbb{1}_{\{Y_{t,i} \leq z\}} - F_t(z) \right) \right| \leq \gamma. \quad (63)$$

If there exists a sufficiently small $0 < c_2 < c_1/2$ such that

$$\gamma \leq c_2 \kappa_{s,e}^{\max} \sqrt{\delta} \frac{n_{\min}^{3/2}}{n_{\max}}, \quad (64)$$

then there exists a change point $\eta_k \in (s, e)$ such that

$$\min\{e - \eta_k, \eta_k - s\} \geq \delta/4 \quad \text{and} \quad |\eta_k - b| \leq C \frac{n_{\max}^9}{n_{\min}^{10}} \kappa^{-2} \gamma^2,$$

where $C > 0$ is a sufficiently large constant.

Proof. Without loss of generality, assume that $\Delta_{s,e}^b > 0$ and that $\Delta_{s,e}^t$ is locally decreasing at b . Observe that there has to be a change point $\eta_k \in (s, b)$, or otherwise $\Delta_{s,e}^b > 0$ implies that $\Delta_{s,e}^t$ is decreasing, as a consequence of Lemma 7. Thus, if $s \leq \eta_k \leq b \leq e$, then

$$\Delta_{s,e}^{\eta_k} \geq \Delta_{s,e}^b \geq D_{s,e}^b - \gamma \geq (c_1 - c_2)\kappa_{s,e}^{\max} \sqrt{\delta} \frac{n_{\min}^{3/2}}{n_{\max}} \geq (c_1/2)\kappa_{s,e}^{\max} \sqrt{\delta} \frac{n_{\min}^{3/2}}{n_{\max}}, \quad (65)$$

where the second inequality follows from (62), and the second inequality follows from (61) and (64). Observe that $e - s \leq e_0 - s_0 \leq C_S \delta$ and that (s, e) has to contain at least one change point or otherwise $\max_{s < t < e} \Delta_{s,e}^t = 0$, which contradicts (65).

Step 1. In this step, we are to show that

$$\min\{\eta_k - s, e - \eta_k\} \geq \min\{1, c_1^2\}\delta/16. \quad (66)$$

Suppose that η_k is the only change point in (s, e) . Then (66) must hold or otherwise it follows from (40) in Lemma 8, we have

$$\Delta_{s,e}^{\eta_k} \leq \kappa_k \sqrt{n_{\max}} \frac{c_1 \sqrt{\delta}}{4},$$

which contradicts (65).

Suppose (s, e) contains at least two change points. Then $\eta_k - s < \min\{1, c_1^2\}\delta/16$ implies that η_k is the most left change point in (s, e) . Therefore it follows from Lemma 14 that

$$\begin{aligned} \Delta_{s,e}^{\eta_k} &\leq \frac{c_1}{4} \sqrt{\frac{n_{\max}}{n_{\min}}} \Delta_{s,e}^{\eta_{k+1}} + 2\sqrt{n_{s:\eta_k}} \kappa_k \leq \frac{c_1}{4} \sqrt{\frac{n_{\max}}{n_{\min}}} \max_{s < t < e} \Delta_{s,e}^t + \frac{\sqrt{\delta}}{4} c_1 \sqrt{n_{\max}} \kappa_k \\ &\leq \frac{c_1}{4} \sqrt{\frac{n_{\max}}{n_{\min}}} \max_{s < t < e} D_{s,e}^t + \frac{c_1}{4} \sqrt{\frac{n_{\max}}{n_{\min}}} \gamma + \frac{\sqrt{\delta}}{4} c_1 \sqrt{n_{\max}} \kappa_k \\ &\leq \max_{s < t < e} D_{s,e}^t - \gamma, \end{aligned}$$

which contradicts with (65).

Step 2. It follows from Lemma 11 that there exists $d \in (\eta_k, \eta_k + c_1 \delta n_{\min}^2 n_{\max}^{-2}/32)$ and that

$$\Delta_{s,e}^{\eta_k} - \Delta_{s,e}^d \geq 2\gamma. \quad (67)$$

We claim that $b \in (\eta_k, d) \subset (\eta_k, \eta_k + c_1 \delta n_{\min}^2 n_{\max}^{-2}/16)$. By contradiction, suppose that $b \geq d$. Then

$$\Delta_{s,e}^b \leq \Delta_{s,e}^d < \Delta_{s,e}^{\eta_k} - 2\gamma \leq \max_{s < t < e} \Delta_{s,e}^t - 2\gamma \leq \max_{s < t < e} D_{s,e}^t - \gamma = D_{s,e}^b - \gamma, \quad (68)$$

where the first inequality follows from Lemma 7, the second follows from (67), and the fourth follows from (62). Note that (68) is a contradiction with (65), therefore we have $b \in (\eta_k, \eta_k + c_1 \delta n_{\min}^2 n_{\max}^{-2}/32)$.

Step 3. It follows from (60) in Lemma 13 that

$$\|Y_{s,e} - \mathcal{P}_{s,e}^b(Y_{s,e})\|^2 \leq \|Y_{s,e} - \mathcal{P}_{s,e}^{\eta_k}(Y_{s,e})\|^2 \leq \|Y_{s,e} - \mathcal{P}_{s,e}^{\eta_k}(\mu_{s,e})\|^2,$$

with the notation defined in Lemma 13. By contradiction, we assume that

$$\eta_k + C \frac{n_{\max}^9}{n_{\min}^{10}} \kappa^{-2} \gamma^2 < b, \quad (69)$$

where $C > 0$ is a sufficiently large constant. We are to show that this leads to the bound that

$$\|Y_{s,e} - \mathcal{P}_{s,e}^b(Y_{s,e})\|^2 > \|Y_{s,e} - \mathcal{P}_{s,e}^{\eta_k}(\mu_{s,e})\|^2, \quad (70)$$

which is a contradiction.

Note that $\min\{\eta_k - s, e - \eta_k\} \geq \min\{1, c_1^2\}\delta/16$ and $|b - \eta_k| \leq c_1\delta n_{\min}^2 n_{\max}^{-2}/32$. For properly chose c_1 , we have

$$\min\{e - b, b - s\} \geq \min\{1, c_1^2\}\delta/32.$$

Note that

$$\begin{aligned} & \|Y_{s,e} - \mathcal{P}_{s,e}^b(Y_{s,e})\|^2 - \|Y_{s,e} - \mathcal{P}_{s,e}^{\eta_k}(\mu_{s,e})\|^2 \\ &= \|\mu_{s,e} - \mathcal{P}_{s,e}^b(\mu_{s,e})\|^2 - \|\mu_{s,e} - \mathcal{P}_{s,e}^{\eta_k}(\mu_{s,e})\|^2 + 2\langle Y_{s,e} - \mu_{s,e}, \mathcal{P}_{s,e}^{\eta_k}(\mu_{s,e}) - \mathcal{P}_{s,e}^b(Y_{s,e}) \rangle. \end{aligned}$$

Therefore if we can show that

$$2\langle Y_{s,e} - \mu_{s,e}, \mathcal{P}_{s,e}^b(Y_{s,e}) - \mathcal{P}_{s,e}^{\eta_k}(\mu_{s,e}) \rangle < \|\mu_{s,e} - \mathcal{P}_{s,e}^b(\mu_{s,e})\|^2 - \|\mu_{s,e} - \mathcal{P}_{s,e}^{\eta_k}(\mu_{s,e})\|^2, \quad (71)$$

then (70) holds.

As for the right-hand side of (71), we have

$$\begin{aligned} & \|\mu_{s,e} - \mathcal{P}_{s,e}^b(\mu_{s,e})\|^2 - \|\mu_{s,e} - \mathcal{P}_{s,e}^{\eta_k}(\mu_{s,e})\|^2 = (\Delta_{s,e}^{\eta_k}(z_0))^2 - (\Delta_{s,e}^b(z_0))^2 \\ & \geq (\Delta_{s,e}^{\eta_k}(z_0) - \Delta_{s,e}^b(z_0))|\Delta_{s,e}^{\eta_k}(z_0)|. \end{aligned} \quad (72)$$

We are then to utilize the result of Lemma 11. Note that z_0 there can be any $z_0 \in \mathbb{R}$ satisfying conditions thereof. Equation (51) holds due to the fact that here we have

$$\begin{aligned} |\Delta_{s,e}^{\eta_k}(z_0)| & \geq |\Delta_{s,e}^b(z_0)| \geq |D_{s,e}^b(z_0)| - \gamma \geq c_1\kappa_{s,e}^{\max}\sqrt{\delta}\frac{n_{\min}^{3/2}}{n_{\max}} - c_2\kappa_{s,e}^{\max}\sqrt{\delta}\frac{n_{\min}^{3/2}}{n_{\max}} \\ & \geq (c_1)/2\kappa_{s,e}^{\max}\sqrt{\delta}\frac{n_{\min}^{3/2}}{n_{\max}}, \end{aligned} \quad (73)$$

where the first inequality follows from the fact that η_k is a true change point, the second inequality from (62), the third inequality follows from (61) and (64), and the final inequality follows from the condition that $0 < c_2 < c_1/2$. Towards this end, it follows from Lemma 11 that

$$\Delta_{s,e}^{\eta_k}(z_0) - \Delta_{s,e}^b(z_0) \geq c|b - \eta_k|\delta\frac{n_{\min}^2}{n_{\max}^2}\Delta_{s,e}^{\eta_k}(z_0)(e - s)^{-2}. \quad (74)$$

Combining (72), (73) and (74), we have

$$\|\mu_{s,e} - \mathcal{P}_{s,e}^b(\mu_{s,e})\|^2 - \|\mu_{s,e} - \mathcal{P}_{s,e}^{\eta_k}(\mu_{s,e})\|^2 \geq \frac{cc_1^2}{4}\delta^2\frac{n_{\min}^5}{n_{\max}^4}\kappa^2(e - s)^{-2}|b - \eta_k|. \quad (75)$$

The left-hand side of (71) can be decomposed as follows.

$$\begin{aligned} & 2\langle Y_{s,e} - \mu_{s,e}, \mathcal{P}_{s,e}^b(Y_{s,e}) - \mathcal{P}_{s,e}^{\eta_k}(\mu_{s,e}) \rangle \\ &= 2\langle Y_{s,e} - \mu_{s,e}, \mathcal{P}_{s,e}^b(Y_{s,e}) - \mathcal{P}_{s,e}^b(\mu_{s,e}) \rangle + 2\langle Y_{s,e} - \mu_{s,e}, \mathcal{P}_{s,e}^b(\mu_{s,e}) - \mathcal{P}_{s,e}^{\eta_k}(\mu_{s,e}) \rangle \\ &= (I) + 2\left(\sum_{i=1}^{n_s:\eta_k} + \sum_{i=n_s:\eta_k+1}^{n_s:b} + \sum_{i=n_s:b+1}^{n_s:e}\right)(Y_{s,e} - \mu_{s,e})_i \left(\mathcal{P}_{s,e}^b(\mu_{s,e}) - \mathcal{P}_{s,e}^{\eta_k}(\mu_{s,e})\right)_i \\ &= (I) + (II.1) + (II.2) + (II.3). \end{aligned} \quad (76)$$

Term (I). It holds that

$$(I) = \frac{2}{n_{s:b}} \left\{ \sum_{j=1}^{n_{s:b}} (Y_{s,e} - \mu_{s,e})_j \right\}^2 + \frac{2}{n_{(b+1):e}} \left\{ \sum_{j=n_{s,b}+1}^{n_{s:e}} (Y_{s,e} - \mu_{s,e})_j \right\}^2 \leq 2\gamma^2, \quad (77)$$

where the inequality follows from the definition of the CUSUM statistics and (62).

Term (II). It holds that

$$(II.1) = 2\sqrt{n_{s:\eta_k}} \left\{ \frac{1}{\sqrt{n_{s:\eta_k}}} \sum_{i=1}^{n_{s:\eta_k}} (Y_{s,e} - \mu_{s,e})_i \right\} \left\{ \frac{1}{n_{s:b}} \sum_{i=1}^{n_{s:b}} (\mu_{s,e})_i - \frac{1}{n_{s:\eta_k}} \sum_{i=1}^{\eta_k} (\mu_{s,e})_i \right\}.$$

In addition, it holds that

$$\begin{aligned} & \left| \frac{1}{n_{s:b}} \sum_{i=1}^{n_{s:b}} (\mu_{s,e})_i - \frac{1}{n_{s:\eta_k}} \sum_{i=1}^{\eta_k} (\mu_{s,e})_i \right| = \frac{n_{(\eta_k+1):b}}{n_{s:b}} \left| -\frac{1}{n_{s:\eta_k}} \sum_{i=1}^{n_{s:\eta_k}} (\mu_{s,e})_i + F_{\eta_k+1}(z_0) \right| \\ & \leq \frac{n_{(\eta_k+1):b}}{n_{s:b}} (C_S + 1) \kappa_{s,e}^{\max}, \end{aligned}$$

where the inequality follows from Lemma 12 . Combining with (63), it leads to that

$$\begin{aligned} (II.1) & \leq 2\sqrt{n_{s:\eta_k}} \gamma \frac{n_{(\eta_k+1):b}}{n_{s:b}} (C_S + 1) \kappa_{s,e}^{\max} \\ & \leq 2 \frac{n_{\max}^{3/2}}{n_{\min}} \frac{4}{\min\{1, c_1^2\}} \delta^{-1/2} \gamma |b - \eta_k| (C_S + 1) \kappa_{s,e}^{\max}. \end{aligned} \quad (78)$$

As for the term (II.2), it holds that

$$(II.2) \leq 2\sqrt{n_{\max}} \sqrt{|b - \eta_k|} \gamma (2C_S + 3) \kappa_{s,e}^{\max}. \quad (79)$$

As for the term (II.3), it holds that

$$(II.3) \leq 2 \frac{n_{\max}^{3/2}}{n_{\min}} \frac{4}{\min\{1, c_1^2\}} \delta^{-1/2} \gamma |b - \eta_k| (C_S + 1) \kappa_{s,e}^{\max}. \quad (80)$$

Therefore, combining (75), (76), (77), (78), (79) and (79), we have that (71) holds if

$$\delta^2 \frac{n_{\min}^5}{n_{\max}^4} \kappa^2 (e - s)^{-2} |b - \eta_k| \gtrsim \max \left\{ \gamma^2, \frac{n_{\max}^{3/2}}{n_{\min}} \delta^{-1/2} \gamma |b - \eta_k| \kappa, \sqrt{n_{\max}} \sqrt{|b - \eta_k|} \gamma \kappa \right\}.$$

The second inequality holds due to Assumption 3, the third inequality holds due to (69) and the first inequality is a consequence of the third inequality and Assumption 3. \square

C Proofs of Section 3.2

Proof of Lemma 3. Let P_0 denote the joint distribution of the independent random variables $\{Y_{t,i}\}_{i=1,t=1}^{n,T}$, where

$$Y_{1,1}, \dots, Y_{\delta,n} \stackrel{i.i.d.}{\sim} \delta_0 \quad \text{and} \quad Y_{\delta+1,1}, \dots, Y_{T,n} \stackrel{i.i.d.}{\sim} \delta_1,$$

where $\delta_c, c \in \mathbb{R}$, is the Dirac distribution having point mass at point c . Similarly, let P_1 denote the joint distribution of the independent random variables $\{Z_{t,i}\}_{i=1,t=1}^{n,T}$ such that

$$Z_{1,1}, \dots, Z_{T-\delta,n} \stackrel{i.i.d.}{\sim} \delta_1 \quad \text{and} \quad Z_{T-\delta+1,1}, \dots, Z_{T,n} \stackrel{i.i.d.}{\sim} \delta_0.$$

Observe that $\eta(P_0) = \delta$ and $\eta(P_1) = T - \delta$. Since $\delta \leq T/3$, it holds that

$$\inf_{\hat{\eta}} \sup_{P \in \mathcal{P}_\zeta^T} \mathbb{E}_P(|\hat{\eta} - \eta|) \geq (T/3)\{1 - d_{\text{TV}}(P_0, P_1)\} \geq (T/3)\{1 - 2\delta n\} \geq \frac{1 - 2\zeta^2}{3}T,$$

where $d_{\text{TV}}(\cdot, \cdot)$ is the total variation distance. In the last display, the first inequality follows from Le Cam's lemma (see, e.g. [Yu, 1997](#)), and the second inequality follows from Eq.(1.2) in [Steerneman \(1983\)](#). \square

Proof of Lemma 4. Let P_0 denote the joint distribution of the independent random variables $\{Y_{t,i}\}_{i=1,t=1}^{n,T}$, where

$$Y_{1,1}, \dots, Y_{\delta,n} \stackrel{i.i.d.}{\sim} F \quad \text{and} \quad Y_{\delta+1,1}, \dots, Y_{T,n} \stackrel{i.i.d.}{\sim} G;$$

and, similarly, let P_1 be the joint distribution of the independent random variables $\{Z_{t,i}\}_{i=1,t=1}^{n,T}$ such that

$$Z_{1,1}, \dots, Z_{\delta+\xi,n} \stackrel{i.i.d.}{\sim} F, \quad \text{and} \quad Z_{\delta+\xi+1,1}, \dots, Z_{T,n} \stackrel{i.i.d.}{\sim} G,$$

where ξ is a positive integer no larger than $n - 1 - \delta$,

$$F(x) = \begin{cases} 0, & x \leq 0, \\ x, & 0 < x \leq 1, \\ 1, & x \geq 1, \end{cases} \quad \text{and} \quad G(x) = \begin{cases} 0, & x \leq 0, \\ (1 - 2\kappa)x, & 0 < x \leq 1/2, \\ (1/2 - \kappa) + (1 + 2\kappa)(x - 1/2), & 1/2 < x \leq 1, \\ 1, & x \geq 1. \end{cases}$$

It is easy to check that

$$\sup_{z \in \mathbb{R}} |F(z) - G(z)| = \kappa.$$

Observe that $\eta(P_0) = \delta$ and $\eta(P_1) = \delta + \xi$. By Le Cam's Lemma (e.g. [Yu, 1997](#)) and Lemma 2.6 in [Tsybakov \(2009\)](#), it holds that

$$\inf_{\hat{\eta}} \sup_{P \in \mathcal{Q}} \mathbb{E}_P(|\hat{\eta} - \eta|) \geq \xi \{1 - d_{\text{TV}}(P_0, P_1)\} \geq \frac{\xi}{2} \exp(-\text{KL}(P_0, P_1)). \quad (81)$$

Since

$$\text{KL}(P_0, P_1) = \sum_{i \in \{\delta+1, \dots, \delta+\xi\}} \text{KL}(P_{0i}, P_{1i}) = \frac{n\xi}{2} \log(1 - 4\kappa^2) \leq 2n\xi\kappa^2,$$

we have

$$\inf_{\hat{\eta}} \sup_{P \in \mathcal{Q}} \mathbb{E}_P(|\hat{\eta} - \eta|) \geq \frac{\xi}{2} \exp(-2n\xi\kappa^2).$$

Next, set $\xi = \min\{\lceil \frac{1}{n\kappa^2} \rceil, T - 1 - \delta\}$. By the assumption on ζ_T , for all T large enough we must have that $\xi = \lceil \frac{1}{n\kappa^2} \rceil$. Thus, for all T large enough, using (81),

$$\inf_{\hat{\eta}} \sup_{P \in \mathcal{Q}} \mathbb{E}_P(|\hat{\eta} - \eta|) \geq \max \left\{ 1, \frac{1}{2} \left\lceil \frac{1}{n\kappa^2} \right\rceil e^{-2} \right\}.$$

□

D Proof of Theorem 5

Proof. It follows from Theorem 2 and the proof thereof that applying Algorithm 2 to $\{W_{t,i}\}$ and the τ sequence defined in (15), with probability at least

$$1 - \frac{24 \log(n_{1:T})}{T^3 n_{1:T}} - \frac{48T}{n_{1:T} \log(n_{1:T}) \delta} - \exp \left\{ \log \left(\frac{T}{\delta} \right) - \frac{S\delta^2}{16T^2} \right\},$$

the event \mathcal{A} , which is defined as follows holds.

A1 if $\tau > c_{\tau,2} \kappa \delta^{1/2} \frac{n_{\min}^{3/2}}{n_{\max}}$, then the corresponding change point estimators satisfying $\widehat{K} < K$, but for any $\hat{\eta}$ in the estimator set, there exists $k \in \{1, \dots, K\}$ such that

$$|\hat{\eta} - \eta_k| \leq C_\epsilon \kappa_k^{-2} \log(n_{1:T}) n_{\max}^9 n_{\min}^{-10};$$

A2 if $c_{\tau,2} \kappa \delta^{1/2} \frac{n_{\min}^{3/2}}{n_{\max}} \geq \tau \geq c_{\tau,1} \sqrt{\log(n_{1:T})}$, then the corresponding change point estimators satisfying $\widehat{K} = K$, and for any $\hat{\eta}$ in the estimator set, there exists $k \in \{1, \dots, K\}$ such that

$$|\hat{\eta} - \eta_k| \leq C_\epsilon \kappa_k^{-2} \log(n_{1:T}) n_{\max}^9 n_{\min}^{-10};$$

A3 if $\tau < c_{\tau,1} \sqrt{\log(n_{1:T})}$, then the corresponding change point estimators satisfying $\widehat{K} > K$, and for any true change point η_k , there exists $\hat{\eta}$ in the estimators such that

$$|\hat{\eta} - \eta_k| \leq C_\epsilon \kappa_k^{-2} \log(n_{1:T}) n_{\max}^9 n_{\min}^{-10}.$$

The rest of the proof is conducted conditionally on the event \mathcal{A} .

Note that different τ_j 's may return the same collections of the change point estimators. For simplicity, in the rest of the proof, we assume that distinct candidate τ_j 's in (15) return distinct and nested \mathcal{B}_j with $|\mathcal{B}_j| = K_j$.

Step 1. Let $\hat{\eta}_0 = 0$ and $\hat{\eta}_{K+1} = T$. In this step, it suffices to show that for any $k \in \{0, \dots, K-1\}$, it holds that with large probability

$$\sum_{l=k}^{k+1} \sum_{t=\hat{\eta}_{l+1}}^{\hat{\eta}_{l+1}} \sum_{i=1}^{n_t} \left(\mathbb{1}_{\{Y_{t,i} \leq \hat{z}\}} - \widehat{F}_{(\hat{\eta}_{l+1}) : \hat{\eta}_{l+1}}^Y(\hat{z}) \right)^2 + \lambda < \sum_{t=\hat{\eta}_k+1}^{\hat{\eta}_{k+2}} \sum_{i=1}^{n_t} \left(\mathbb{1}_{\{Y_{t,i} \leq \hat{z}\}} - \widehat{F}_{(\hat{\eta}_k+1) : \hat{\eta}_{k+2}}^Y(\hat{z}) \right)^2. \quad (82)$$

Without loss of generality, we consider the case when $k = 0$.

Note that with probability at least

$$1 - \frac{24 \log(n_{1:T})}{T^3 n_{1:T}} - \frac{48T}{n_{1:T} \log(n_{1:T}) \delta} - \exp \left\{ \log \left(\frac{T}{\delta} \right) - \frac{S\delta^2}{16T^2} \right\},$$

it holds that

$$\begin{aligned} & \sum_{t=1}^{\hat{\eta}_2} \sum_{i=1}^{n_t} \left(\mathbb{1}_{\{Y_{t,i} \leq \hat{z}\}} - \widehat{F}_{1:\hat{\eta}_2}(\hat{z}) \right)^2 - \sum_{l=0}^1 \sum_{t=\hat{\eta}_{l+1}}^{\hat{\eta}_{l+1}} \sum_{i=1}^{n_t} \left(\mathbb{1}_{\{Y_{t,i} \leq \hat{z}\}} - \widehat{F}_{(\hat{\eta}_{l+1}):\hat{\eta}_{l+1}}(\hat{z}) \right)^2 \\ & = \left(D_{1,\hat{\eta}_2}^{\hat{\eta}_1}(\{Y_{t,i}\}) \right)^2 \geq c_{\tau,2}^2 \kappa^2 \delta \frac{n_{\min}^3}{n_{\max}^2}, \end{aligned} \quad (83)$$

where the last inequality follows from the proof of Theorem 2.

Therefore, for $\lambda = C \log(n_{1:T})$, (82) holds due to Assumption 3.

Step 2. In this step, we are to show with large probability, Algorithm 4 will not over select. For simplicity, assume $\mathcal{B}_2 = \{\hat{\eta}_1\}$ and $\mathcal{B}_1 = \{\hat{\eta}, \hat{\eta}_1\}$ with $0 < \hat{\eta} < \hat{\eta}_1$. Let \hat{z} be the one defined in Algorithm 4 using the triplet $\{0, \hat{\eta}, \hat{\eta}_1\}$.

Since

$$\begin{aligned} & \sum_{t=1}^{\hat{\eta}_1} \sum_{i=1}^{n_t} \left(\mathbb{1}_{\{Y_{t,i} \leq \hat{z}\}} - \widehat{F}_{1:\hat{\eta}_1}^Y(\hat{z}) \right)^2 - \sum_{t=1}^{\hat{\eta}} \sum_{i=1}^{n_t} \left(\mathbb{1}_{\{Y_{t,i} \leq \hat{z}\}} - \widehat{F}_{1:\hat{\eta}}^Y(\hat{z}) \right)^2 - \sum_{t=\hat{\eta}+1}^{\hat{\eta}_1} \sum_{i=1}^{n_t} \left(\mathbb{1}_{\{Y_{t,i} \leq \hat{z}\}} - \widehat{F}_{(\hat{\eta}+1):\hat{\eta}_1}^Y(\hat{z}) \right)^2 \\ & = \left(D_{0,\hat{\eta}_1}^{\hat{\eta}}(\{Y_{t,i}\}) \right)^2 \leq c_{\tau,1}^2 \log(n_{1:T}) \end{aligned}$$

holds with probability at least

$$1 - \frac{24 \log(n_{1:T})}{T^3 n_{1:T}} - \frac{48T}{n_{1:T} \log(n_{1:T}) \delta} - \exp \left\{ \log \left(\frac{T}{\delta} \right) - \frac{S\delta^2}{16T^2} \right\}.$$

Therefore, for $\lambda = C \log(n_{1:T})$, (82) holds.

Combining both steps above and the fact that these two steps are conducted in the event \mathcal{A} , we have that

$$\begin{aligned} & \mathbb{P} \left\{ \widehat{K} = K \quad \text{and} \quad \epsilon_k \leq C_\epsilon \kappa_k^{-2} \log(n_{1:T}) n_{\max}^9 n_{\min}^{-10}, \forall k = 1, \dots, K \right\} \\ & \geq 1 - \frac{48 \log(n_{1:T})}{T^3 n_{1:T}} - \frac{96T}{n_{1:T} \log(n_{1:T}) \delta} - \exp \left\{ \log \left(\frac{T}{\delta} \right) - \frac{S\delta^2}{16T^2} \right\}. \end{aligned}$$

□

References

- A. Aue, S. Hömann, L. Horváth, and M. Reimherr. Break detection in the covariance structure of multivariate nonlinear time series models. *The Annals of Statistics*, 37:4046–4087, 2009.
- V. Avanesov and N. Buzun. Change-point detection in high-dimensional covariance structure. *arXiv preprint arXiv:1610.03783*, 2016.
- J. Bai and P. Perron. Computation and analysis of multiple structural change models. *Journal of applied econometrics*, 18(1):1–22, 2003.
- E. Carlstein et al. Nonparametric change-point estimation. *The Annals of Statistics*, 16(1):188–197, 1988.
- K.-s. Chan, J. Li, W. Eichinger, and E.-W. Bai. A distribution-free test for anomalous gamma-ray spectra. *Radiation Measurements*, 63:18–25, 2014.
- H. Cho. Change-point detection in panel data via double cusum statistic. *Electronic Journal of Statistics*, page in press, 2015.

- H. Cho and P. Fryzlewicz. Multiple change-point detection for high-dimensional time series via Sparsified Binary Segmentation. *Journal of the Royal Statistical Society: Series B (Statistical Methodology)*, 77: 475–507, 2015.
- M. F. R. Chowdhury, S.-A. Selouani, and D. OShaughnessy. Bayesian on-line spectral change point detection: a soft computing approach for on-line asr. *International Journal of Speech Technology*, 15(1):5–23, 2012.
- I. Cribben and Y. Yu. Estimating whole-brain dynamics by using spectral clustering. *Journal of the Royal Statistical Society: Series C (Applied Statistics)*, 66:607–627, 2017.
- Z. Fan, R. O. Dror, T. J. Mildorf, S. Piana, and D. E. Shaw. Identifying localized changes in large systems: Change-point detection for biomolecular simulations. *Proceedings of the National Academy of Sciences*, 112(24):7454–7459, 2015.
- P. Fearnhead and G. Rigai. Change-point detection in the presence of outliers. *Journal of the American Statistical Association*, pages 1–15, 2018.
- E. B. Fox, E. B. Sudderth, M. I. Jordan, A. S. Willsky, et al. A sticky hdp-hmm with application to speaker diarization. *The Annals of Applied Statistics*, 5(2A):1020–1056, 2011.
- K. Frick, A. Munk, and H. Sieling. Multiscale change point inference. *Journal of the Royal Statistical Society: Series B (Statistical Methodology)*, 76:495–580, 2014.
- P. Fryzlewicz. Wild binary segmentation for multiple change-point detection. *The Annals of Statistics*, 42(6):2243–2281, 2014.
- D. M. Hawkins and Q. Deng. A nonparametric change-point control chart. *Journal of Quality Technology*, 42(2):165–173, 2010.
- N. Itoh and J. Kurths. Change-point detection of climate time series by nonparametric method. In *Proceedings of the world congress on engineering and computer science*, volume 1, pages 445–448. Citeseer, 2010.
- S. Jewell, T. D. Hocking, P. Fearnhead, and D. Witten. Fast nonconvex deconvolution of calcium imaging data. *arXiv preprint arXiv:1802.07380*, 2018.
- R. Killick, P. Fearnhead, and I. A. Eckley. Optimal detection of changepoints with a linear computational cost. *Journal of the American Statistical Association*, 107(500):1590–1598, 2012.
- F. Liu, D. Choi, L. Xie, and K. Roeder. Global spectral clustering in dynamic networks. *Proceedings of the National Academy of Sciences of the United States of America*, (201718449), 2018.
- S. Liu, M. Yamada, N. Collier, and M. Sugiyama. Change-point detection in time-series data by relative density-ratio estimation. *Neural Networks*, 43:72–83, 2013.
- D. S. Matteson and N. A. James. A nonparametric approach for multiple change point analysis of multivariate data. *Journal of the American Statistical Association*, 109(505):334–345, 2014.
- O. H. M. Padilla, A. Athey, A. Reinhart, and J. G. Scott. Sequential nonparametric tests for a change in distribution: an application to detecting radiological anomalies. *Journal of the American Statistical Association*, pages 1–15, 2018.
- F. Pein, H. Sieling, and A. Munk. Heterogeneous change point inference. *Journal of the Royal Statistical Society: Series B (Statistical Methodology)*, 79(4):1207–1227, 2017.
- P. Preuss, R. Puchstein, and H. Dette. Detection of multiple structural breaks in multivariate time series. *Journal of the American Statistical Association*, 110(510):654–668, 2015.
- A. Reinhart, A. Athey, and S. Biegalski. Spatially-aware temporal anomaly mapping of gamma spectra. *IEEE Transactions on Nuclear Science*, 61(3):1284–1289, 2014.
- G. Rigai. Pruned dynamic programming for optimal multiple change-point detection. *arXiv preprint arXiv:1004.0887*, 17, 2010.
- M. L. Rizzo, G. J. Székely, et al. Disco analysis: A nonparametric extension of analysis of variance. *The Annals of Applied Statistics*, 4(2):1034–1055, 2010.
- B. Russell and D. Rambaccussing. Breaks and the statistical process of inflation: the case of estimating the

- modern long-run phillips curve. *Empirical Economics*, pages 1–21, 2018.
- A. J. Scott and M. Knott. A cluster analysis method for grouping means in the analysis of variance. *Biometrics*, pages 507–512, 1974.
- T. Steerneman. On the total variation and hellinger distance between signed measures; an application to product measures. *Proceedings of the American Mathematical Society*, 88(4):684–688, 1983.
- A. B. Tsybakov. *Introduction to Nonparametric Estimation*. Springer, 2009.
- L. J. Vanegas, M. Behr, and A. Munk. Multiscale quantile regression. *arXiv preprint arXiv:1902.09321*, 2019.
- E. S. Venkatraman. *Consistency results in multiple change-point problems*. PhD thesis, Stanford University, 1992.
- A. Wald. Sequential tests of statistical hypotheses. *The Annals of Mathematical Statistics*, 16(2):117–186, 1945.
- D. Wang, Y. Yu, and A. Rinaldo. Optimal covariance change point detection in high dimension. *arXiv preprint arXiv:1712.09912*, 2017.
- D. Wang, Y. Yu, and A. Rinaldo. Optimal change point detection and localization in sparse dynamic networks. *arXiv preprint arXiv:1809.09602*, 2018a.
- D. Wang, Y. Yu, and A. Rinaldo. Univariate mean change point detection: Penalization, cusum and optimality. *arXiv preprint arXiv:1810.09498*, 2018b.
- T. Wang and R. J. Samworth. High-dimensional changepoint estimation via sparse projection. *Journal of the Royal Statistical Society: Series B (Statistical Methodology)*, 2018.
- Y. C. Yao. Estimating the number of change-points via schwarz’ criterion. *Statistics & Probability Letters*, 6:181–189, 1988.
- Y.-C. Yao and S.-T. Au. Least-squares estimation of a stop function. *Sankhyā: The Indian Journal of Statistics, Series A*, pages 370–381, 1989.
- Y. C. Yao and R. A. Davis. The asymptotic behavior of the likelihood ratio statistic for testing a shift in mean in a sequence of independent normal variates. *Sankhyā: The Indian Journal of Statistics, Series A*, pages 339–353, 1986.
- B. Yu. Assouad, Fano, and Le Cam. In *Festschrift for Lucien Le Cam*, pages 423–435. Springer, 1997.
- C. Zou, G. Yin, L. Feng, Z. Wang, et al. Nonparametric maximum likelihood approach to multiple change-point problems. *The Annals of Statistics*, 42(3):970–1002, 2014.