
Average reward reinforcement learning with unknown mixing times

Tom Zahavy

Google
Technion, Israel Institute of Technology
tomzahavy@gmail.com

Alon Cohen

Google
Technion, Israel Institute of Technology
alon.cohen@campus.technion.ac.il

Haim Kaplan

Google
Tel Aviv University
haimk@tau.ac.il

Yishay Mansour

Google
Tel Aviv University
mansour.yishay@gmail.com.

Abstract

We derive and analyze learning algorithms for policy evaluation, apprenticeship learning, and policy gradient for average reward criteria. Existing algorithms explicitly require an upper bound on the mixing time. In contrast, we build on ideas from Markov chain theory and derive sampling algorithms that do not require such an upper bound. For these algorithms, we provide theoretical bounds on their sample-complexity and running time.

1 Introduction

Reinforcement Learning (RL) is an area of machine learning concerned with how agents learn long-term interactions with their environment [Sutton and Barto, 1998]. The agent and the environment are modeled as a Markov Decision Process (MDP). The agent’s goal is to determine a policy that maximizes her cumulative reward. Much of the research in RL focuses on episodic or finite-horizon tasks. When studying infinite-horizon tasks, the standard approach is to discount future rewards. Discounting serves two purposes: first, it makes the cumulative reward bounded; second, in some domains, such as economics, discounting is used to represent “interest” earned on rewards. Thus an action that generates an immediate reward is preferable over one that generates the same reward in the future. Nevertheless, discounting is unsuitable in general domains. Alternatively, it is common to maximize the expected reward received in the steady-state of the Markov chain defined by the agent’s policy. This is the case in many control problems: elevators, drones, climate control, etc. [Bertsekas et al., 2005] as well as many sequential decision-making problems such as inventory-management [Arrow et al., 1958] and queuing [Kelly, 1975].

Blackwell [1962] pioneered the study of MDPs with average-reward criteria. He showed that the optimal policy for the average reward is the limit of the sequence of optimal policies for discounted reward as the discount factor converges to 1. However, it has been established that it is computationally hard to find the optimal policy when the discount factor is close to 1. For these reasons, Dynamic Programming (DP) algorithms were developed for average-reward criteria (see Mahadevan, 1996, Puterman, 1984 for detailed surveys). Howard [1960] introduced the policy-iteration algorithm. Value iteration was later proposed by White [1963]. However, these algorithms require knowledge of the state transition probabilities and are also computationally intractable.

The main challenge in deriving RL algorithms for average-reward MDPs is calculating the stationary distribution of the Markov chain induced by a given policy. This is a necessary step in evaluating the average reward of the policy. When the transition probabilities are known, the stationary distribution can be obtained by solving a system of linear equations. In the reinforcement learning setup, however,

the dynamics are unknown, and practitioners tend to “run the simulation for a sufficiently long time to obtain a good estimate” [Gosavi, 2014]. This implicitly implies that the learner knows a bound on the mixing time T_{mix} of the Markov chain. Indeed, model-free algorithms for the average reward with theoretical guarantees (e.g., Wang, 2017, Chen et al., 2018) require an upper bound on the mixing time as an input.

We will later see that **not knowing such a bound on the mixing time comes with an additional cost** and requires $O(T_{\text{mix}}|S|)$ samples to get a single sample from the stationary distribution. Instead, one might consider learning the transition probability matrix and use it for computing the stationary distribution (i.e., model-based RL). Not surprisingly, model-based algorithms assume that the mixing time, or an upper bound on it, are known explicitly [Kearns et al., 2000, Brafman and Tenenbholz, 2002].¹ Moreover, even if we estimate the transition probabilities, it is not clear how to use it to obtain the average reward. In particular, the stationary distribution in the estimated model is not guaranteed to be close to the stationary distribution of the true model; an equivalent of the simulation lemma [Kearns and Singh, 2002] for this setup does not exist. To illustrate the difficulty, consider a periodic Markov chain with states ordered in a (deterministic) cycle. Also consider a similar Markov chain, but with a probability of ϵ to remain in each state. Even though the two models are “close” to each other, the latter chain is ergodic and does have a stationary distribution while the former chain is periodic and therefore does not have a stationary distribution **at all**.

Alternatively, one may consider estimating the mixing time (or an upper bound on it) directly, in order to use it to get samples from the stationary distribution. There are two drawbacks to this approach. First, the sample complexity for estimating the mixing time is quite significant. For an arbitrary ergodic Markov chain, it is possible to estimate an upper and a lower bound on the mixing time by approximating the pseudo-spectral gap and the minimal stationary probability π_* [Levin et al., 2017, Theorems 12.3 and 12.4], and estimating these quantities to within a relative error of ϵ requires $O(T_{\text{mix}}^2 \max\{T_{\text{mix}}, |S|/\pi_*\}/\epsilon^2 \pi_*)$ samples [Wolfer and Kontorovich, 2019]. Second, these techniques can be used to get an upper bound on the mixing time of a single policy, and not on the maximum of all the deterministic policies in an MDP. For these reasons we focus on algorithms that avoid estimating the mixing time directly.

In this work, we build on Coupling From the Past (CFTP) – a technique from Markov chain theory used to obtain unbiased samples from a Markov chain’s stationary distribution [Propp and Wilson, 1996, 1998]. These samples are generated *without any prior knowledge on the mixing time of the Markov chain*. Intuitively, CFTP starts $|S|$ parallel simulations of the Markov chain, one from each state, at minus infinity. When two simulations reach the same state, they continue together as one simulation. The simulations coalesce at time zero to a single sample state, which is distributed exactly as the stationary distribution. CFTP rather than starting at minus infinity starts at zero and generates suffixes of increasing length of this infinite simulation until it can identify the state at which all simulations coalesce. The simulations are shown to coalesce, in expectation, after $O(|S|T_{\text{mix}})$ -time. In Section 2, we provide an alternative, simple proof of the coalescence-time of the CFTP procedure and a matching lower bound. Additionally, we analyze the time it takes for two simulations to coalesce and show how to use this process to estimate differences of Q -values.

We further describe sampling-based RL algorithms for the average-reward criteria that utilize these ideas. The main advantage of our algorithms is that they do not require a bound on the mixing time of the associated Markov chain. In Section 4, we use CFTP to propose a sample-efficient data structure for an MDP that allows us to get an unbiased sample from the stationary distribution of any policy. In Section 3, we consider apprenticeship learning and propose two sampling mechanisms to evaluate the game matrix and analyze their sample complexity. These are: using the CFTP protocol to estimate the game matrix directly at the beginning of the algorithm; querying the expert, at each step, for two trajectories to provide an unbiased estimate of the game matrix. We also include an unbiased estimator of the policy gradient (under average reward criteria) and analyze its sample complexity in the supplementary material.

1.1 Preliminaries

In this section, we provide background on RL with **average reward criteria** (based on Puterman, 1984), as well as on the **CFTP** algorithm [Propp and Wilson, 1996, 1998] for getting unbiased samples from a stationary distribution of a Markov chain without knowing its mixing time. Background on apprenticeship learning is provided in the relevant section.

¹UCRL [Jaksch et al., 2010] avoids using the mixing time but instead assumes knowledge of the MDP diameter (which is implicitly related to the mixing time) to guarantee an ϵ -optimal policy [Jaksch et al., 2010].

A Markov Decision Process (MDP) consists of a set of states S , and a set of actions A . We assume that S and A are finite. Associated with each action $a \in A$ is a state transition matrix P^a , where $P^a(x, y)$ represents the probability of moving from state x to y under action a . There is also a *stochastic reward* function $R : S \times A \mapsto \mathbb{R}$ where $r(x, a) = \mathbb{E}[R(s, a)]$ is the expected reward when performing action a in state x . A stationary deterministic policy is a mapping $\pi : S \mapsto A$ from states to actions. Any policy induces a state transition matrix P^π , where $P^\pi(x, y) = P^{\pi(x)}(x, y)$. Thus, any policy yields a Markov chain (S, P^π) . The **stationary distribution** μ of a Markov chain with transition matrix P is defined to be the probability distribution satisfying $\mu^\top = \mu^\top P$.

We specifically study *ergodic MDPs* in which any policy induces an ergodic Markov chain. That is, a Markov chain which is irreducible and aperiodic [Levin et al., 2017]. Such a Markov chain converges to a unique stationary distribution independent of the starting state (for generalizations to unichain MDPs, see Puterman, 1984). The **average reward** $\rho(\pi)$ associated with a particular policy π is defined as $\rho(\pi) = \mathbb{E}_{x \sim \mu(\pi)} r(x, \pi(x))$ where $\mu(\pi)$ is the stationary distribution of the Markov chain induced by π . The *optimal policy* is one that maximizes the average reward. The **Q -value** of a state-action pair given a policy π is defined as $Q^\pi(s, a) = \sum_{t=0}^{\infty} \mathbb{E} \{r_t - \rho(\pi) \mid s_0 = s, a_0 = a, \pi\}$.

We define the **total-variation distance** for two probability measures P and Q on a sample space Ω to be $\text{TV}[P, Q] = \sup_{A \subseteq \Omega} |P(A) - Q(A)|$ (which is equivalent to the $L1$ distance). Informally, this is the largest possible difference between the probabilities that the two distributions assign to the same event.

The **mixing time** of an ergodic Markov chain with a stationary distribution μ is the smallest t such that $\forall x_0, \text{TV}[\text{Pr}_t(\cdot | x_0), \mu] \leq 1/8$, where $\text{Pr}_t(\cdot | x_0)$ is the distribution over states after t steps, starting from x_0 . For MDP M , let T_{mix}^π be the mixing time of the Markov chain which π induces in M , i.e., (S, P^π) . The **MDP mixing time**, $\bar{T}_{\text{mix}} = \max_{\pi \in \Pi} T_{\text{mix}}^\pi$ is the maximal mixing time for any deterministic policy.

The algorithms presented in this paper rely on access to a **generative model** [Kearns and Singh, 2002]; an oracle that accepts a state-action pair (s, a) and outputs a state s' that is drawn from the next-state distribution $P^a(s, \cdot)$, and a sample from the reward distribution $R(s, a)$. We further assume that a sample is generated in unit time, and measure the *sample complexity* of an algorithm by the number of calls it makes to the generative model.

Coupling From the Past (CFTP) is a method for sampling from the stationary distribution of a Markov chain [Propp and Wilson, 1996, 1998]. Contrary to many Markov Chain Monte-Carlo algorithms, coupling from the past gives a perfect sample from the stationary distribution. Intuitively, CFTP starts $|S|$ parallel simulations of the Markov chain, one from each state, at minus infinity. When two simulations reach the same state, they continue together as one simulation. The simulations coalesce at time zero to a single sample state, which is distributed exactly as the stationary distribution. CFTP rather than starting at minus infinity starts at zero and generates suffixes of increasing length of this infinite simulation until it can identify the state at which all simulations coalesce [Haggstrom, 2002].

Consider a finite state ergodic Markov chain M with state space S , a transition probability matrix P . CFTP generates a sequence of mappings $F_0, F_{-1}, F_{-2}, \dots$ each from S to S , until the first of these mappings, say F_{-t} is constant, sending all states into the same one. In other words, F_{-t} defines simulations from every starting state, that *coalesce* into a single state after t steps. Initially $F_0(s) = s$ for every $s \in S$. Then we generate $F_{-(t+1)}$ by drawing a random map $f_{-(t+1)} : S \mapsto S$ (denoted by $\text{RandomMap}(P)$) where we pick $f_{-(t+1)}(s)$ from the next state distribution $P(s, \cdot)$ (e.g., the Markov chain dynamics) for every s , and compose $f_{-(t+1)}(s)$ with F_{-t} .

Algorithm 1 Coupling from the past

```

 $F_0 \leftarrow$  Identity Map,  $t \leftarrow (-1)$ 
repeat
   $t \leftarrow t + 1$ 
   $f_{-(t+1)} \leftarrow \text{RandomMap}(P)$ 
   $F_{-(t+1)} \leftarrow F_{-t} \circ f_{-(t+1)}$ 
until  $F_{-(t+1)}$  is constant
Return the value into which
 $F_{-(t+1)}$  coalesces

```

Theorem 1. *With probability 1, the CFTP protocol returns a value, and this value is distributed according to the stationary distribution of the Markov chain.*

See Propp and Wilson [1996] for proof. Additionally, Theorem 5 in Propp and Wilson [1998] states that the expected value of t when F_{-t} collapses is $O(T_{\text{mix}}|S|)$. The straightforward implementation of Algorithm 1 takes $O(|S|)$ time per step for a total of $O(T_{\text{mix}}|S|^2)$ time. Propp and Wilson [1996] also give a clever implementation that takes $O(T_{\text{mix}}|S| \log|S|)$ time. It uses the fact that coalescence occurs gradually and reduces the number of independent simulations as time progresses.

1.2 Example

We finish this section with a motivating simulation. Consider the Markov reward process in Fig. 1. The initial state distribution μ_0 is given by $\mu_0 = (0, 1)$ (starts from the right state). The stationary distribution is $(\frac{2}{3}, \frac{1}{3})$, the average reward is $\frac{2}{3}$, the expected coalescence time is 2, and the mixing time is 4. It is interesting to observe that for this chain, simulating from time 0 forward until all chains coalesce gives a biased sample, as coalescence can only occur in the left state.

We implemented the CFTP procedure² and compared it with a baseline that “guesses” the mixing time, T_{guess} . This baseline operates as follows. First, it samples an initial state from μ_0 . Then, it simulates the chain for T_{guess} steps. Finally, it returns the reward at the resulting state.

We run each algorithm to obtain a sample from the stationary distribution, and use the average of these samples to estimate the average reward. For each algorithm, we report the average (over 10 runs, reported alongside error bars) Mean Squared Error (MSE) with respect to the average reward as a function of the number of runs taken (Fig. 2). We can see that underestimating the mixing time $T_{\text{guess}} = 2$ (red), and using precisely the mixing time $T_{\text{guess}} = 4$ (green) leads to bias in the estimation of the average reward. The latter is due to the fact that by the definition of the mixing time, we are not guaranteed to sample exactly from the stationary distribution, but only from a distribution that is close to it in the total variation distance. When we overestimate the mixing time, e.g., for $T_{\text{guess}} = 30$ (blue), the bias decreases significantly. Similarly, we can see that CFTP (orange) produces unbiased samples as expected.

The advantage of CFTP (orange) becomes clearer when expecting Fig. 3. We can see the MSE as a function of the number of simulation steps. Overestimating the mixing time $T_{\text{guess}} = 30$ (blue), still gives unbiased estimates but uses too many simulation steps to achieve a single sample of the reward. As a result, CFTP (orange) yields much lower MSE for the same amount of samples.

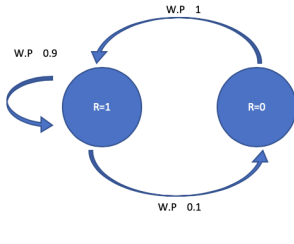


Figure 1: Markov chain

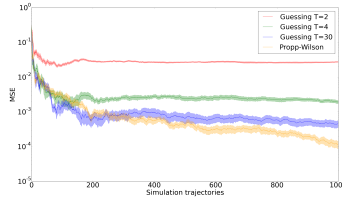


Figure 2: MSE vs. runs

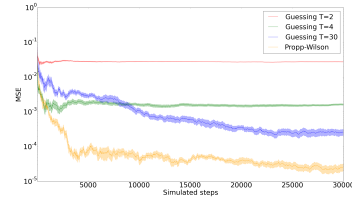


Figure 3: MSE vs. steps

2 Sampling from a stationary distribution with unknown mixing time

Coalescence from two states. We begin this section by analyzing a simple scenario: for a Markov chain with $|S|$ states, we simultaneously start two simulations from two different states. At each time step, each simulation proceeds according to the next state distribution of the Markov chain. We are interested in bounding the time that it takes for **two** simulations to reach the same state. As we will see, this takes is $O(T_{\text{mix}}|S|)$ time in expectation. Due to space considerations, all the proofs are found in the supplementary material.

Theorem 2. *Let i and j be two states of an ergodic Markov chain on $|S|$ states. Suppose that two chains are run simultaneously; one starting from i and the other from j . Let T_c be the first time in which the chains coalesce. Then $T_c \leq 2|S|T_{\text{mix}} \log(1/\delta)$ with probability at least $1 - \delta$. Moreover, $\mathbb{E}[T_c] \leq 2T_{\text{mix}} \cdot |S|$.*

Theorem 3. *There exists an ergodic Markov chain on $|S|$ states and two states i, j such that the coalescence time T_c of two chains running simultaneously, one starting from i and the other from j , satisfies $\mathbb{E}[T_c] \geq \frac{1}{6} T_{\text{mix}} \cdot |S|$.*

Coalescence from $|S|$ states. In the supplementary material, we provide an *alternative, simple proof of the coalescence-time of the CFTP procedure*. The main ingredient of the proof is a generalization of the argument for bounding the coalescence-time of two chains to that of $|S|$ chains. The following theorem formalizes this.

Theorem 4. *Let μ be the stationary distribution of an ergodic Markov chain with $|S|$ states. We run $|S|$ simulations of the chain each starting at a different state. When two or more simulations coalesce,*

²Accompanying code can be found in the supplementary material

we merge them into a single simulation. With probability at least $1 - \delta$, all $|S|$ chains are merged after at most $512|S|T_{\text{mix}} \log(1/\delta)$ iterations.

Estimating the difference in average reward of two policies. Denote the difference in average reward between two policies by $\Delta\rho(\pi, \pi') := \rho(\pi') - \rho(\pi)$. As seen in Section 2, we can sample a state from the stationary distribution of π and thereby get an unbiased estimate of $\rho(\pi)$ and similarly for π' . The difference between these estimates is an unbiased estimate of $\Delta\rho(\pi, \pi')$. However, we can also get an unbiased estimate of $\Delta\rho(\pi, \pi')$ by sampling the stationary distribution of only one of π and π' , as we will now show. This property is useful when the sampling mechanism from one of the policies is restricted by real world constraints, e.g., in apprenticeship learning (see Section 3.3 for a concrete example). Our result builds on the following fundamental lemma regarding the average reward criteria (see, for example, Even-Dar et al., 2009, Lemma 5):

Lemma 5. $\forall \pi, \pi' \in \Pi : \Delta\rho(\pi, \pi') := \rho(\pi') - \rho(\pi) = \mathbb{E}_{s \sim \mu(\pi')} \{Q^\pi(s, \pi'(s)) - Q^\pi(s, \pi(s))\}$.

Lemma 5 suggests a mechanism to estimate $\Delta\rho(\pi, \pi')$ using Theorem 2. We first sample a state, s_0 from the stationary distribution of π' . Then, we initiate two trajectories from s_0 , the first trajectory follows π from s_0 and the second trajectory takes the first action (at s_0) according to π' and follows π thereafter. We accumulate the reward achieved by each trajectory until they coalesce. The difference between these sums makes an unbiased estimate of $\Delta\rho(\pi, \pi')$.

3 Apprenticeship learning

Consider learning in an MDP for which the reward function is not given explicitly, but we can observe an expert demonstrating the task that we want to learn. We think of the expert as trying to maximize the average reward function that is expressible as a linear combination of known features. This is the Apprenticeship Learning (AL) problem [Abbeel and Ng, 2004]. We focus on extending the Multiplicative Weights Apprenticeship Learning (MWAL) algorithm [Syed and Schapire, 2008] that was developed for the discounted reward to the average-reward criteria. Our ideas may apply to other AL algorithms as well.

3.1 Background

In AL, we are given an MDP dynamics M that is comprised of known states S , actions A , and transition matrices $(P^a)_{a \in A}$, yet the reward function is unknown. We further assume the existence of an *expert policy*, denoted by π^E , such that we are able to observe its execution in M . Following Syed and Schapire [2008], our goal is to find a policy π such that $\rho(\pi) \geq \rho(\pi^E) - \epsilon$, **for any reward function**. To simplify the learning process, we follow Syed and Schapire [2008] in representing each state s by a low-dimensional vector of features $\phi(s) \in [0, 1]^k$. We consider reward functions that are linear in these features; i.e., $r(s) = w \cdot \phi(s)$, for some $w \in \Delta^k$ where Δ^k is the $(k - 1)$ -dimensional probability simplex.³ With this feature representation, the average reward of a policy π may be written as $\rho(\pi) = w \cdot \Phi(\pi)$ where $\Phi(\pi)$ is the expected accumulated feature vector associated with π , defined as $\Phi(\pi) = \lim_{N \rightarrow \infty} \mathbb{E}_\pi \sum_{t=0}^{N-1} \phi(x_t) / N$. Notice that similar to the average reward, this limit is not a function of the initial state when the MDP is ergodic.

We also require the notion of a *mixed policy* which is a distribution over stationary deterministic policies. Our algorithms will return a mixed policy, and our analysis will be for this mixed policy. We denote by Ψ the set of all mixed policies in M and by Π the set of all deterministic stationary policies in M . For a mixed policy $\psi \in \Psi$ and a deterministic policy $\pi \in \Pi$, we denote by $\psi(\pi)$ the probability assigned by ψ to π . A mixed policy ψ is executed by randomly selecting the policy $\pi \in \Pi$ at time 0 with probability $\psi(\pi)$, and following π after that. The definition of Φ extends naturally to mixed policies. In terms of average reward, mixed policies do not have any advantage over stationary policies [Syed and Schapire, 2008].

We think of AL as a zero-sum game between two players, defined by the following $k \times |\Pi|$ matrix:

$$G(i, \pi) = \Phi(\pi)[i] - \Phi(\pi^E)[i], \quad (1)$$

where $\Phi(\pi)[i]$ is the i -th component of feature expectations vector $\Phi(\pi)$ for the deterministic policy π . Both players play a mixed policy. The row player selects a vector $w \in \Delta^k$ which is a probability

³Previously in this paper we defined the reward, $r(s, a)$, to be a function of both the state and the action. For consistency with the AL literature, in this section, we define the reward signal $r(s)$ to be a function of the state only. These definitions are equivalent.

distribution over the k features, and the column player chooses a policy $\psi \in \Psi$. Then, the value of the game is defined as

$$v^* = \max_{\psi \in \Psi} \min_{w \in \Delta^k} [w \cdot \Phi(\psi) - w \cdot \Phi(\pi^E)] = \max_{\psi \in \Psi} \min_{w \in \Delta^k} w^\top G \psi. \quad (2)$$

In Sections 3.2 and 3.3 we propose and analyze two algorithms for apprenticeship learning with the average reward criteria, based on the MWAL algorithm [Syed and Schapire, 2008]. Specifically, these algorithms learn a mixed policy $\bar{\psi}$ that approximately achieves the max-min value v^* (defined in Eq. (2)) against any $w \in \Delta^k$. As in previous work, we assume that the dynamics are known, yet we have access to the expert policy via an expert generative model E . Given a state s , the expert generative model E provides a sample from $\pi^E(s)$. In Section 3.2 we propose an algorithm that uses Coupling From The Past (CFTP) to estimate the feature expectations of the expert Φ^E . In Section 3.3 we propose an algorithm that queries the expert, at each step, for two trajectories to compute an unbiased estimate \tilde{g}_t of the column of the game matrix (Eq. (1)) corresponding to $\pi^{(t)}$ based on Lemma 5. Both algorithms update the strategies of the min (row) and max (column) players using standard RL methods as follows.

(i) Given a min player strategy w , find $\arg \max_{\pi \in \Pi} G(w, \pi) = \sum_{i=1}^k w(i) G(i, \pi)$. This step is equivalent to finding the optimal policy in an MDP with a known reward and can be solved for example with Value Iteration or Policy Iteration. (ii) Given a max player strategy π , the min player maintains a probability vector $w \in \Delta^k$ giving a weight to each row (feature). To update the weights, we estimate $G(i, \pi)$ for each $i \in \{1, \dots, k\}$ and the policy π of the max player. The algorithms in Sections 3.2 and 3.3 differ in the way they estimate these $G(i, \pi)$'s. In Section 3.2 we estimate the features expectations of the expert once before we start and then in each iteration we evaluate the feature expectations of π by solving a system of linear equations using the known dynamics. Then we estimate $G(i, \pi)$ by subtracting the features expectations of π from the estimates of the features expectations of π^E . We note that we can also handle the case where this step (and the PI step) is inaccurate. In this case, the representation error would appear in the bounds of the theorems below. Importantly, the complexity of both steps in our algorithms grows with the size of the MDP, but not with the size of the game matrix. In Section 3.3 we take a different approach and estimate the difference directly by generating two trajectories of the expert from two particular states.

3.2 Estimating the feature expectations of the expert

The algorithm of this section uses CFTP to obtain samples from the expert's stationary distribution and uses them to estimate $\tilde{\Phi}^E$ —the expert's feature expectations. See Algorithm 2, line 3. Obtaining each of these samples requires $\Theta(|S| T_{\text{mix}}^{\pi^E})$ calls to the generative model (Theorem 4), totaling at $O(|S| T_{\text{mix}}^{\pi^E} \cdot m)$ calls overall. The number of samples m is taken to be large enough so that the estimate $\tilde{\Phi}^E$ is ε -accurate. The following theorem describes the sample complexity of Algorithm 2.

Theorem 6. *Assume we run Algorithm 2 for $T = \frac{144}{\varepsilon^2} \log k$ iterations, using $m = \frac{18}{\varepsilon^2} \log(2k/\delta)$ samples from $\mu(\pi^E)$. Let $\bar{\psi}$ be the mixed policy returned by the algorithm. Let v^* be the game value as in Eq. (2). Then, we have that $\rho(\bar{\psi}) - \rho(\pi^E) \geq v^* - \varepsilon$ with probability at least $1 - \delta$, where ρ is any average reward of the form $r(s) = w \cdot \phi(s)$ where $w \in \Delta_k$.*

Algorithm 2 MWAL for average reward criteria

- 1: **Given:** MDP dynamics M ; generative model of the expert policy E ; feature dimension k ; number of iterations T ; m the number of samples from $\mu(\pi^E)$.
 - 2: Let $\beta = \sqrt{\frac{\log k}{T}}$
 - 3: **Sampling:** Use the CFTP protocol with E and M , to obtain m samples $\{\phi(s_i)\}_{i=1}^m$ s.t. s_i are i.i.d random variables and $s_i \sim \mu(\pi^E)$. Let $\tilde{\Phi}^E = \frac{1}{m} \sum_{i=1}^m \phi(s_i)$.
 - 4: Initialize $W^{(1)}(i) = 1$, for $i = 1, \dots, k$.
 - 5: **for** $t = 1, \dots, T$ **do**
 - 6: Set $w^{(t)}(i) = \frac{W^{(t)}(i)}{\sum_{i=1}^k W^{(t)}(i)}$, for $i = 1, \dots, k$.
 - 7: Compute an optimal policy $\pi^{(t)}$ for M with respect to reward function $r^{(t)}(s) = w^{(t)} \cdot \phi(s)$.
 - 8: **for** $i = 1, \dots, k$ **do**
 - 9: Set $\tilde{g}_t(i) = (\Phi(\pi^{(t)})[i] - \tilde{\Phi}^E[i] + 1) / 2$.
 - 10: $W^{(t+1)}(i) = W^{(t)}(i) \cdot \exp(-\beta \tilde{g}_t(i))$.
 - 11: **end for**
 - 12: **end for**
 - 13: **Post-processing:** Return the mixed policy $\bar{\psi}$ that assigns probability $\frac{1}{T}$ to $\pi^{(t)}$, for all $t \in \{1, \dots, T\}$.
-

Note that Theorem 6 is similar to Theorem 2 of Syed and Schapire [2008]. The main difference is that our result applies to the average-reward criteria, and we evaluate the expert using samples of its

Algorithm 3 MWAL with generative differences

- 1: **Given:** MDP dynamics M ; generative model of the expert policy E ; feature dimension k ; number of iterations T ; parameter δ ; parameter b .
 - 2: Let $\beta = \sqrt{\frac{\log k}{T}}$, $B = b \log(2Tk/\delta)$
 - 3: Initialize $W^{(1)}(i) = 1$, for $i = 1, \dots, k$.
 - 4: **for** $t = 1, \dots, T$ **do**
 - 5: Set $w^{(t)}(i) = \frac{W^{(t)}(i)}{\sum_{i=1}^k W^{(t)}(i)}$, for $i = 1, \dots, k$.
 - 6: Compute an optimal policy $\pi^{(t)}$ for M w.r.t reward function $r^{(t)}(s) = w^{(t)} \cdot \phi(s)$.
 - 7: **Sample** g_t s.t. $\mathbb{E}[g_t(i)] = G(i, \pi^{(t)})$, $\forall i = 1, \dots, k$
 - 8: **for** $i = 1, \dots, k$ **do**
 - 9: Set $\tilde{g}_t(i) = (g_t(i) + B) / 2B$.
 - 10: $W^{(t+1)}(i) = W^{(t)}(i) \cdot \exp(-\beta \tilde{g}_t(i))$.
 - 11: **end for**
 - 12: **end for**
 - 13: Post-processing: Return the mixed policy $\bar{\psi}$ that assigns probability $\frac{1}{T}$ to $\pi^{(t)}$, for all $t \in \{1, \dots, T\}$.
-

stationary distribution instead of using trajectories of finite length (which are biased). This simplifies the analysis and gives tighter bounds.

Remark. Recall that the expert policy may be stochastic. At first glance, it may be tempting to try to estimate the expert policy directly. However, note that $\phi(\pi^E)$ is an expectation over the expert's stationary distribution. Even if we do manage to estimate the expert's policy to ε -accuracy in each state, the small error in the estimated policy may entail a significant error in its stationary distribution. In fact, this error might be as large as $\Omega(T_{\text{mix}}^{\pi^E} \varepsilon)$. In particular, there is no sample size which is oblivious to $T_{\text{mix}}^{\pi^E}$ and guarantees an ε bounded error.

3.3 Estimating the game matrix directly

In the previous section, we introduced an algorithm that uses the CFTP protocol to sample the expert's stationary distribution without any knowledge about the mixing time of the corresponding Markov chain. However, this mechanism required to query the expert for a long trajectory starting from **every** state to obtain a single sample from the stationary distribution. This may be tedious for the expert in practice, in particular in domains with large state spaces.

To relax this requirement, Algorithm 3 uses a different sampling mechanism that is **not** estimating $\Phi(\pi^E)$ at the beginning of the algorithm. Instead, Algorithm 3 queries the expert for two trajectories **at each step** to generate an unbiased estimate g_t of a particular column of the game matrix. To obtain the estimate g_t (Algorithm 3, line 7), we use the sampling mechanism developed in Section 2 for evaluating the difference in the average reward of two policies $\Delta\rho(\pi, \pi')$ (Lemma 5). Specifically, we start by sampling a state s_0 from the stationary distribution of $\pi^{(t)}$. Since $\pi^{(t)}$ and the dynamics are known, the stationary distribution of $\pi^{(t)}$ can be computed by solving a system of linear equations. Next, we initiate two trajectories from s_0 ; the first trajectory follows the expert policy from s_0 and the second trajectory takes the first action (at s_0) according to $\pi^{(t)}$ and follows the expert thereafter. We accumulate the features $\phi(s)$ along the trajectories until they coalesce. The difference between these sums gives the unbiased estimate g_t of $G(\cdot, \pi^{(t)}) = \Phi(\pi^{(t)}) - \Phi(\pi^E)$ (the column of the game matrix G corresponding to $\pi^{(t)}$).

Theorem 7 below presents the sample complexity of this approach as a function of b : a parameter that bounds the estimates g_t with high probability. Concretely, we assume that for any $\ell > 0$, $\Pr[\|g_t\|_\infty > \ell \cdot b] \leq e^{-\ell}$. In view of Theorem 2, b is always upper bounded by $|S| T_{\text{mix}}^{\pi^E}$. But, we believe that it can be much smaller in practice and that there exists many cases where b can be known a-priori due to the structure of the reward function. For example, consider an MDP with a p -sparse reward function, i.e., the reward (and the feature vector in these states) is not zero in at most p states. While it might take a long time for two trajectories to coalesce, the difference in the reward between these trajectories can be upper bounded using the sparsity degree p of the reward. Concretely, consider an MDP with

the following dynamics: $P(s_i, s_{i+1}) = 1, \forall i \in [1, \dots, n-1], P(s_n, s_n) = 1 - \epsilon, P(s_n, s_1) = \epsilon$, and a p -sparse reward function. For $\epsilon \ll 1/n$, the trajectories will coalesce at s_n (with high probability), and we have that for any $\ell > 0$, $\Pr[\|g_t\|_\infty > \ell \cdot p] \leq e^{-\ell}$.

Theorem 7. *Assume we run Algorithm 3 for T iterations, and there exists a parameter b , such that for any ℓ , $\Pr(\|g_t\|_\infty \geq \ell \cdot b) \leq e^{-\ell}$. Let $\bar{\Psi}$ be the mixed policy returned by the algorithm. Let v^* be the game value as in Eq. (2). Then, there exists a constant c such that for $T \geq cB \log^2 B$ where $B = \frac{b^2}{\epsilon^2} \log^3 k \log^2(1/\delta)$, we have that $\rho(\bar{\Psi}) - \rho(\pi^E) \geq v^* - \epsilon$ with probability at least $1 - \delta$, where ρ is the average of any reward of the form $r(s) = w \cdot \phi(s)$ where $w \in \Delta_k$.*

The key difference from the proof of Theorem 6 is in refining the original analysis to incorporate the variance of the estimates g_t into the algorithm's iteration complexity.

4 Dynamic data structure for policy evaluation

In this section, we describe a sample-efficient data structure that allows us to get an unbiased sample from the stationary distribution of any deterministic policy.

For motivation, consider estimating the average reward of a single policy π , for which we can use CFTP to get a sample s from the stationary distribution $\mu(\pi)$ (Theorem 1). Then we sample $R(s, a)$ and get an unbiased estimate of $\rho(\pi)$. To estimate $\rho(\pi)$ to an accuracy of ϵ with confidence δ we average $O(\frac{1}{\epsilon^2} \log(1/\delta))$ such samples.

By Theorem 4 it takes $O(T_{\text{mix}}^\pi |S|)$ to get one sample from $\mu(\pi)$, so in total we would need $O(\frac{1}{\epsilon^2} \log(1/\delta) T_{\text{mix}}^\pi |S|)$ to estimate the average reward of each single policy π to an accuracy of ϵ with confidence δ . Naively, to estimate the average reward of each of the $|A|^{|S|}$ policies separately, we need a fresh set of samples for every policy for a total of $O(\frac{1}{\epsilon^2} \log(1/\delta) \sum_\pi (T_{\text{mix}}^\pi |S|))$ samples.

Instead, we propose to allow estimates of different policies to share samples by maintaining a matrix D that we use to estimate the reward of any policy π . Each column of D corresponds to a state-action pair. Each row contains, a sample of $R(s, a)$ and a sample $s' \sim P^a(s, \cdot)$ obtained using the MDP's generative model, for each state-action pair (s, a) . We get an unbiased estimate of $\rho(\pi)$ for some policy π as follows. We focus on the columns of D that represent pairs $(s, \pi(s))$. The restriction of each row to these columns gives a random mapping from states to next states in the Markov chain induced by π . We now use these samples to run CFTP on this Markov chain, where row t gives the random mapping f_{-t} of Algorithm 1. CFTP gives a sample s from $\mu(\pi)$ and then from the entry in D to which all simulations coalesce. The sample $R(s, \pi(s))$ is an unbiased sample of $\rho(\pi)$.

The matrix D is empty at the beginning and we add rows to it on demand when we estimate $\rho(\pi)$ for a policy π . To analyze the expected size of D , observe that $n = O(T_{\text{mix}}^\pi |S|)$ rows are needed to get an unbiased estimate of $\rho(\pi)$ (Theorem 4). This, in turn requires $O(n |S| |A|)$ calls to the generative model (to fill these n rows of D).

To get unbiased samples from the Markov chain of a different policy π' , we use the rows of D that were already generated for estimates of previous policies (restricted to a different set of columns). If there are not enough rows for Algorithm 1 to give a sample from $\mu(\pi')$, we add rows to D until coalescence occurs. To get ϵ -approximate estimates with confidence $1 - \delta$ for a set of policies Π we need to maintain $O(\frac{1}{\epsilon^2} \log(|\Pi|/\delta))$ independent copies of D and average the unbiased estimates that they return.

In summary, the number of rows that we add to D depends on the largest mixing time of a policy which we evaluate and on the approximation guarantee ϵ and confidence requirement δ . Theorem 8 states the overall sample complexity of D for evaluating the reward of a set of policies Π .⁴

Theorem 8. *Assume that we use D as described above to estimate $\rho(\pi)$ for every π in a set of policies Π such that with probability at least $1 - \delta$, it holds simultaneously for all $\pi \in \Pi$ that $|\hat{\rho}(\pi) - \rho(\pi)| \leq \epsilon$ where $\hat{\rho}(\pi)$ is our estimate of $\rho(\pi)$. Then the expected number of calls made to the generative model is $O(n |S|^2 |A| \bar{T}_{\text{mix}})$, where $n = \frac{1}{\epsilon^2} \log(|\Pi|/\delta)$ and \bar{T}_{mix} is an upper bound on the mixing time of all policies in Π .*

⁴Notice that while the sample complexity depends on the maximum mixing time of a policy in Π our algorithm does not need to know it.

Notice that when Π is the set of all deterministic policies, then $|\Pi| = |A|^{|S|}$ and the sample complexity is $O\left(\frac{1}{\epsilon^2} |S|^3 |A| \log(|A|/\delta) \bar{T}_{\text{mix}}\right)$. This reveals the advantage of using the dynamic data structure: We can estimate the reward of exponentially many policies with a polynomial number of samples.

References

- Pieter Abbeel and Andrew Y Ng. Apprenticeship learning via inverse reinforcement learning. In *Proceedings of the twenty-first international conference on Machine learning*, page 1. ACM, 2004.
- Kenneth Joseph Arrow, Samuel Karlin, Herbert E Scarf, et al. *Studies in the mathematical theory of inventory and production*. Stanford University Press, 1958.
- Jonathan Baxter and Peter L Bartlett. Infinite-horizon policy-gradient estimation. *Journal of Artificial Intelligence Research*, 15:319–350, 2001.
- Dimitri P Bertsekas, Dimitri P Bertsekas, Dimitri P Bertsekas, and Dimitri P Bertsekas. *Dynamic programming and optimal control*, volume 1. Athena scientific Belmont, MA, 2005.
- David Blackwell. Discrete dynamic programming. *The Annals of Mathematical Statistics*, pages 719–726, 1962.
- Ronen I Brafman and Moshe Tennenholtz. R-max-a general polynomial time algorithm for near-optimal reinforcement learning. *Journal of Machine Learning Research*, 3(Oct):213–231, 2002.
- Yichen Chen, Lihong Li, and Mengdi Wang. Scalable bilinear learning using state and action features. In *International Conference on Machine Learning*, pages 833–842, 2018.
- Eyal Even-Dar, Sham M Kakade, and Yishay Mansour. Online markov decision processes. *Mathematics of Operations Research*, 34(3):726–736, 2009.
- Yoav Freund and Robert E Schapire. A decision-theoretic generalization of on-line learning and an application to boosting. *Journal of computer and system sciences*, 55(1):119–139, 1997.
- A. Gosavi. *Simulation-Based Optimization: Parametric Optimization Techniques and Reinforcement Learning*. Operations Research/Computer Science Interfaces Series. Springer US, 2014. ISBN 9781489974914. URL <https://books.google.co.il/books?id=GwcfBQAAQBAJ>.
- Olle Häggström. *Finite Markov chains and algorithmic applications*, volume 52. Cambridge University Press, 2002.
- R. A. Howard. *Dynamic Programming and Markov Processes*. MIT Press, Cambridge, MA, 1960.
- Thomas Jaksch, Ronald Ortner, and Peter Auer. Near-optimal regret bounds for reinforcement learning. *Journal of Machine Learning Research*, 11(Apr):1563–1600, 2010.
- Michael Kearns and Satinder Singh. Near-optimal reinforcement learning in polynomial time. *Machine learning*, 49(2-3):209–232, 2002.
- Michael J Kearns, Yishay Mansour, and Andrew Y Ng. Approximate planning in large pomdps via reusable trajectories. In *Advances in Neural Information Processing Systems*, pages 1001–1007, 2000.
- Frank P Kelly. Networks of queues with customers of different types. *Journal of applied probability*, 12(3):542–554, 1975.
- D.A. Levin, Y. Peres, and E.L. Wilmer. *Markov Chains and Mixing Times*. American Mathematical Society, 2017.
- Sridhar Mahadevan. Average reward reinforcement learning: Foundations, algorithms, and empirical results. *Machine learning*, 22(1-3):159–195, 1996.
- Peter Marbach and John N Tsitsiklis. Simulation-based optimization of markov reward processes. *IEEE Transactions on Automatic Control*, 46(2):191–209, 2001.
- James Gary Propp and David Bruce Wilson. Exact sampling with coupled markov chains and applications to statistical mechanics. *Random Structures & Algorithms*, 9(1-2):223–252, 1996.
- James Gary Propp and David Bruce Wilson. How to get a perfectly random sample from a generic markov chain and generate a random spanning tree of a directed graph. *Journal of Algorithms*, 27(2):170–217, 1998.

- Martin L Puterman. *Markov decision processes: discrete stochastic dynamic programming*. John Wiley & Sons, 1984.
- Richard S. Sutton and Andrew G. Barto. *Reinforcement learning - an introduction*. Adaptive computation and machine learning. MIT Press, 1998. ISBN 0262193981. URL <http://www.worldcat.org/oclc/37293240>.
- Richard S Sutton, David A McAllester, Satinder P Singh, and Yishay Mansour. Policy gradient methods for reinforcement learning with function approximation. In *Advances in neural information processing systems*, pages 1057–1063, 2000.
- Umar Syed and Robert E Schapire. A game-theoretic approach to apprenticeship learning. In *Advances in neural information processing systems*, pages 1449–1456, 2008.
- Mengdi Wang. Primal-dual π learning: Sample complexity and sublinear run time for ergodic markov decision problems. *arXiv preprint arXiv:1710.06100*, 2017.
- Douglas J White. Dynamic programming, markov chains, and the method of successive approximations. *Journal of Mathematical Analysis and Applications*, 6(3):373–376, 1963.
- Geoffrey Wolfer and Aryeh Kontorovich. Estimating the mixing time of ergodic markov chains. *arXiv preprint arXiv:1902.01224*, 2019.

Appendix A Proofs for Section 3

A.1 Coalescence from two states

We begin this section by analyzing a simple scenario: we simulate a Markov chain with $|S|$ states simultaneously from two different states. At each time step, each simulation proceeds according to the next state distribution of the Markov chain. We are interested in bounding the time that it takes for the two simulations to reach the same state. As we will see, this takes is $O(T_{\text{mix}}|S|)$ time in expectation. We begin with the following lemma.

Lemma 9. *Let P and Q be two distribution on $\{1, \dots, |S|\}$ such that $\text{TV}[P, Q] \leq 1/4$. Draw x from P and y from Q independently. Then $\Pr[x = y] \geq \frac{1}{2|S|}$.*

Proof. Let $B = \{i \in \{1, \dots, |S|\} : P(i) > Q(i)\}$ and note that, by definition of the total variation distance, $P(B) - Q(B) = \text{TV}[P, Q] \leq 1/4$. We have that

$$\Pr[x = y] = \sum_{i=1}^{|S|} P(i)Q(i) \geq \sum_{i \in B} Q(i)^2 + \sum_{i \in B^c} P(i)^2 \geq \frac{(Q(B) + P(B^c))^2}{|S|}. \quad (\text{Cauchy-Schwartz})$$

The proof is completed by noticing that

$$Q(B) + P(B^c) = 1 - (P(B) - Q(B)) \geq 3/4. \quad \square$$

Lemma 10. *Let i and j be two states of an ergodic Markov chain of $|S|$ states. Let x be the state reached after making T_{mix} steps starting from i , and let y be the state reached after making T_{mix} steps starting from j . Then $\Pr[x = y] \geq \frac{1}{2|S|}$.*

Proof. Let P be the distribution on states after making T_{mix} steps starting from i , and let Q be the distribution on states after making T_{mix} steps starting from j . Let μ be the stationary distribution of the Markov chain. Then by the definition of T_{mix} , we have that $\text{TV}[P, \mu] \leq 1/8$ and $\text{TV}[Q, \mu] \leq 1/8$. Therefore, $\text{TV}[P, Q] \leq 1/4$, and by Lemma 9 we have $\Pr[x = y] \geq \frac{1}{2|S|}$. \square

By repeating the argument of the of the previous lemma, we arrive at the following conclusion.

Theorem (Restatement of Theorem 2). *Let i and j be two states of an ergodic Markov chain on $|S|$ states. Suppose that two chains are run simultaneously; one starting from i and the other from j . Let T_c be the first time in which the chains coalesce. Then for any positive integer ℓ , $\Pr[T_c > \ell \cdot T_{\text{mix}}] \leq \exp(-\frac{\ell}{2|S|})$. Moreover, $\mathbb{E}[T_c] \leq 2T_{\text{mix}} \cdot |S|$.*

Proof. Let us start by sketching the proof idea. We break time into multiples of T_{mix} . We show that the probability that the chains do not coalesce in $\ell \cdot T_{\text{mix}}$ is at most $\left(1 - \frac{1}{2|S|}\right)^\ell$.

Denote by x_t and y_t be the states of the two chains at time t . For any t and two states i', j' , denote by $E_{t, i', j'}$ be event that $x_t = i'$ and $y_t = j'$. By the Markov property and by Lemma 10,

$$\Pr[x_{t+T_{\text{mix}}} = y_{t+T_{\text{mix}}} \mid E_{t, i', j'}] \geq \frac{1}{2|S|}.$$

Using the Markov property again, for any $\ell \geq 1$:

$$\begin{aligned} & \Pr[T_c > \ell \cdot T_{\text{mix}} \mid T_c > (\ell-1)T_{\text{mix}}] \\ & \leq \Pr[x_{\ell \cdot T_{\text{mix}}} \neq y_{\ell \cdot T_{\text{mix}}} \mid T_c > (\ell-1)T_{\text{mix}}] \\ & = \sum_{i' \neq j'} \Pr[x_{\ell \cdot T_{\text{mix}}} \neq y_{\ell \cdot T_{\text{mix}}} \mid T_c > (\ell-1)T_{\text{mix}}, E_{(\ell-1)T_{\text{mix}}, i', j'}] \cdot \Pr[E_{(\ell-1)T_{\text{mix}}, i', j'}] \\ & = \sum_{i' \neq j'} \Pr[x_{\ell \cdot T_{\text{mix}}} \neq y_{\ell \cdot T_{\text{mix}}} \mid E_{(\ell-1)T_{\text{mix}}, i', j'}] \cdot \Pr[E_{(\ell-1)T_{\text{mix}}, i', j'}] \\ & \leq \sum_{i' \neq j'} \left(1 - \frac{1}{2|S|}\right) \cdot \Pr[E_{(\ell-1)T_{\text{mix}}, i', j'}] \\ & \leq 1 - \frac{1}{2|S|}. \end{aligned}$$

Therefore,

$$\begin{aligned}\Pr[T_c > \ell \cdot T_{\text{mix}}] &= \Pr[T_c > \ell \cdot T_{\text{mix}} \mid T_c > (\ell - 1) T_{\text{mix}}] \cdot \Pr[T_c > (\ell - 1) T_{\text{mix}}] \\ &\leq \left(1 - \frac{1}{2|S|}\right) \Pr[T_c > (\ell - 1) T_{\text{mix}}],\end{aligned}$$

and inductively $\Pr[T_c > \ell \cdot T_{\text{mix}}] \leq \left(1 - \frac{1}{2|S|}\right)^\ell$.

The high probability bound immediately implies a bound on the expected coalescence time as follows:

$$\begin{aligned}\mathbb{E}[T_c] &= \sum_{t=0}^{\infty} \Pr[T_c > t] \\ &\leq T_{\text{mix}} + T_{\text{mix}} \sum_{\ell=1}^{\infty} \Pr[T_c > \ell \cdot T_{\text{mix}}] \\ &\leq T_{\text{mix}} + T_{\text{mix}} \sum_{\ell=1}^{\infty} \left(1 - \frac{1}{2|S|}\right)^\ell \\ &= 2T_{\text{mix}} \cdot n. \quad \square\end{aligned}$$

We finish this subsection by showing that the upper bound in Theorem 2 is tight.

Theorem (Restatement of Theorem 3). *Let i and j be two states of an ergodic Markov chain on $|S|$ states. Suppose that two chains are run simultaneously; one starting from i and the other from j . Let T_c be the first time in which the chains coalesce. Then, there exists a Markov chain s.t. $\mathbb{E}[T_c] \geq \frac{1}{6} T_{\text{mix}} \cdot |S|$.*

Proof. Let $\varepsilon \in (0, 1)$ and consider a Markov chain with $|S|$ states that for each state s , stays at s with probability $1 - \varepsilon$, and with probability of ε choose the next state uniformly at random. Then, $\Pr[s' \mid s] = (1 - \varepsilon)\mathbf{1}_{s=s'} + \frac{\varepsilon}{|S|}$. It is easy to see that the stationary distribution of this chain is uniform. This means that, starting the chain at state s_0 , with probability ε the distribution at any time $t \geq 1$ is uniform. Therefore, $\Pr[s_t \mid s_0] = (1 - \varepsilon)^t \mathbf{1}_{s_t=s_0} + (1 - (1 - \varepsilon)^t) \frac{1}{|S|}$.

Denote \bar{u} the uniform distribution. We get that

$$\begin{aligned}\text{TV}[\Pr_t[\cdot \mid s_0], \bar{u}] &= \frac{1}{2} \sum_s \left| \Pr[s_t = s \mid s_0] - \frac{1}{|S|} \right| \\ &= \frac{1}{2} \sum_s (1 - \varepsilon)^t \left| \mathbf{1}_{s=s_0} - \frac{1}{|S|} \right| \\ &= \frac{|S| - 1}{|S|} \cdot (1 - \varepsilon)^t \\ &\leq e^{-\varepsilon t}.\end{aligned}$$

This implies that $T_{\text{mix}} \leq \frac{3}{\varepsilon}$.

Next, notice that for coalescence to happen, one of the states i or j must transition to a state held by the other chain, which happens with probability at most $\frac{2\varepsilon}{|S|}$ via a union bound. Thus, in expectation, the time it takes for them to coalesce is $\mathbb{E}[T_c] \geq |S|/2\varepsilon \geq \frac{1}{6}|S|T_{\text{mix}}$. \square

A.2 A simple proof of the Propp-Wilson theorem

Theorem (Restatement of Theorem 4). *Let μ be the stationary distribution of an ergodic Markov chain with $|S|$ states. We run $|S|$ simulations of the chain each starting at a different state. When two or more simulations coalesce we merge them into a single simulation. With probability at least $1 - \delta$, all $|S|$ chains are merged after at most $512|S|T_{\text{mix}} \log(1/\delta)$ iterations.*

The proof of this Theorem is as follows.

We split time into blocks of size T_{mix} . By the end of the first block each chain is distributed with some distribution P for which $\text{TV}[P, \mu] \leq 1/8$. We check which of the chains arrive at the same state; chains that do—coalesce. Next, we utilize the Markov property and condition on the states arrived by the chains. On this event, we continue simulating the chains until the end of the next block and continue in this manner.

This is analogous to the following balls-and-bins process. We have $|S|$ balls and $|S|$ bins where the balls simulate the chains and the bins simulate the states. Each ball j has a distribution P_j over the bins where $\text{TV}[P_j, \mu] \leq 1/8$. We throw the balls into the bins. Thereafter, take out one ball out of each nonempty bin and discard the remaining balls. We throw the balls taken out again, and repeat this process until we are left with a single ball.

The following lemma shows a bound on the expected number of balls removed at each iteration.

Lemma 11. *Assume $2 \leq m \leq n$. Suppose each ball $j = 1, \dots, m$ is distributed by P_j , and that there is a distribution μ such that $\text{TV}[P_j, \mu] \leq 1/8$ for all $j = 1, \dots, m$. Then the expected number of nonempty bins is at most $m - m^2/256n$.*

Proof. Suppose we throw the balls one by one into the bins. We say that a ball *coalesces* if it is thrown into a nonempty bin. Thus, the number of nonempty bins by the end of the process is exactly m minus the total number of coalescences; hence we proceed by lower bounding the expected number of coalescences.

We split the balls into two disjoint groups of (roughly) equal sizes: M of size $\lceil m/2 \rceil$ and M^c of size $\lfloor m/2 \rfloor$. We first throw the balls in M and *thereafter* the balls in M^c . The total number of coalescences is therefore lower bounded by the number of coalescences that occur between the balls in M^c and those in M . We continue by showing that the probability of a ball in M^c to coalesce with any ball in M is at least $m/64n$. Then, the expected total number coalescences is at least

$$|M^c| \cdot \frac{m}{64n} = \left\lfloor \frac{m}{2} \right\rfloor \cdot \frac{m}{64n} \geq \frac{m^2}{256n},$$

since $m \geq 2$.

Indeed, let Q_k denote the probability distribution over the bins of some ball $k \in M^c$, and P_j denote the probability distribution of $j \in M$. Ball k coalesces with a ball in M if it thrown into a bin that was not empty after the first phase. Thus, we split the bins into two groups: those who are likely to be empty after the first phase, and those that are not. Let $S = \{i \in [n] : \sum_{j \in M} P_j(i) \leq 1\}$. The proof continues differently for two cases: either k is likely to be thrown into into a bin in S or not. If $Q_k(S) \geq 1/2$, Lemma 14 states that the probability of a coalescence is at least

$$\frac{|M|}{32n} \geq \frac{m}{64n}$$

since $|M| \geq m/2$. If $Q_k(S) < 1/2$, Lemma 15 implies that the probability of a coalescence is at least $1/4 \geq m/64n$. \square

Having proven Lemma 11, it remains to use it to show that the expected number of iterations is $O(n)$, which we prove in the following Lemma.

Lemma 12. *Suppose we have $|S|$ balls distributed by P_j , $j = 1, \dots, n$, where $\text{TV}[P_j, \mu] \leq 1/8$. Throw the balls into the bins. Thereafter, take one ball out of each nonempty bin and throw these balls again. Let m_t be the number of balls remaining at iteration t , where $m_0 = n$. Then, $\mathbb{E}m_t \leq 256n/t$.*

Proof. We show that $\mathbb{E}m_t \leq 256n/t$. Denote $\bar{m}_s = \mathbb{E}m_s$. By Jensen's inequality and Lemma 11,

$$\bar{m}_s \leq \mathbb{E}m_{s-1} - \frac{\mathbb{E}m_{s-1}^2}{256n} \leq \bar{m}_{s-1} - \frac{\bar{m}_{s-1}^2}{256n} \leq \bar{m}_{s-1} - \frac{\bar{m}_{s-1}\bar{m}_{s-1}}{256n}$$

as $\bar{m}_s \leq \bar{m}_{s-1}$ in particular. Dividing both sides of the inequality by $\bar{m}_s\bar{m}_{s-1}$ gives

$$\frac{1}{\bar{m}_{s-1}} \leq \frac{1}{\bar{m}_s} - \frac{1}{256n}.$$

By summing over $s = 1, \dots, t$ we obtain

$$\frac{1}{\bar{m}_0} \leq \frac{1}{\bar{m}_t} - \frac{t}{256n}.$$

Finally, we use $\bar{m}_0 \geq 0$ and rearrange the inequality above to gets the claim of the lemma. \square

With the lemma at hand, the proof of Theorem 4 is as follows. After $512n$ iterations the process is complete with probability at least $\frac{1}{2}$ by Markov's inequality. If it is not done, we condition on the remaining set of balls and run the process for another $512n$ iterations. Once again, the process is complete with probability at least $\frac{1}{2}$. Repeating this procedure for $\log_2(1/\delta)$ times, we conclude that the procedure is complete with probability at least $1 - \delta$. This finishes the proof of Theorem 4. \square

We finish this Section by proving Lemmas 14 and 15. We begin with Lemma 13 that is needed for the proof of Lemma 14.

Lemma 13. *Let P and Q be two distribution on $\{1, \dots, n\}$ such that $\text{TV}[P, Q] \leq 1/4$. Let $S \subseteq [n]$ be such that $Q(S) \geq \frac{1}{2}$. Let x be an element drawn from P and let y be an element drawn from Q such that x and y are independent. Then $\Pr[\exists i \in S : x = y = i] \geq 1/16n$.*

Proof. Define $B = \{i : P(i) > Q(i)\}$. Then

$$\begin{aligned}
\Pr[\exists i \in S : x = y = i] &= \sum_{i \in S} P(i)Q(i) \\
&= \sum_{i \in S \cap B} P(i)Q(i) + \sum_{i \in S \cap B^c} P(i)Q(i) \\
&\geq \sum_{i \in S \cap B} Q^2(i) + \sum_{i \in S \cap B^c} P^2(i) \\
&\geq \frac{(Q(S \cap B) + P(S \cap B^c))^2}{|S|} \\
&= \frac{(Q(S) - (Q(S \cap B^c) - P(S \cap B^c)))^2}{|S|} \\
&\geq \frac{(Q(S) - \text{TV}[P, Q])^2}{n} \\
&\geq \frac{(1/2 - 1/4)^2}{n} \\
&= \frac{1}{16n}, \quad \square
\end{aligned}$$

where the fourth derivation follows from the Cauchy–Schwarz inequality.

Lemma 14. *Suppose we first throw a set of balls $j \in M$ with probability distributions P_j . Thereafter, we throw an additional ball with probability distribution Q such that $\text{TV}[P_j, Q] \leq 1/4$ for every $j \in M$. Additionally, assume that $Q(S) \geq 1/2$ for $S = \{i \in [n] : \sum_{j \in M} P_j(i) \leq 1\}$. Then, the probability that Q is thrown into a nonempty bin is at least $|M|/32n$.*

Proof. The probability that bin $i \in S$ is nonempty is

$$1 - \prod_{j \in M} (1 - P_j(i)) \geq 1 - \exp\left(-\sum_{j \in M} P_j(i)\right) \geq (1 - e^{-1}) \sum_{j \in M} P_j(i) \geq \frac{1}{2} \sum_{j \in M} P_j(i),$$

using the inequality $1 - x \leq e^{-x}$ and $1 - e^{-x} \geq (1 - e^{-1})x$ that holds for any $x \in [0, 1]$. The probability that Q is thrown into a nonempty bin is at least that of it being thrown into a nonempty bin $i \in S$. This is at least

$$\sum_{i \in S} Q(i) \cdot \frac{1}{2} \sum_{j \in M} P_j(i) = \frac{1}{2} \sum_{j \in M} \sum_{i \in S} Q(i)P_j(i),$$

where $\sum_{i \in S} Q(i)P_j(i)$ is the probability that both Q and P_j end up in to same bin in S . As $\text{TV}[P_j, Q] \leq 1/4$ and $Q(S) \geq 1/2$, Lemma 13 implies that the latter probability is at least $1/16n$. Therefore, the probability of that the additional ball is thrown into a nonempty bin is at least

$$\frac{1}{2}|M| \cdot \frac{1}{16n} = \frac{|M|}{32n}. \quad \square$$

Lemma 15. *Suppose with first throw a set of balls M with probability distributions P_j over the bins for every $j \in M$. Thereafter, we throw an additional ball with probability distribution Q such that $|Q - P_j| \leq 1/4$ for all $j \in M$. Additionally, denote*

$$S = \{i \in [n] : \sum_{j \in M} P_j(i) \leq 1\},$$

and suppose that $Q(S) < 1/2$. Then, the probability that Q is thrown into a nonempty bin is at least $1/4$.

Proof. The probability of bin $i \notin S$ not being empty is

$$1 - \prod_{j \in M} (1 - P_j(i)) \geq 1 - \exp\left(-\sum_{j \in M} P_j(i)\right) \geq 1 - \exp(-1) \geq \frac{1}{2}.$$

The probability that Q is thrown into a nonempty bin is at least its probability of it being thrown into a nonempty bin in S^c which is exactly

$$\frac{1}{2} Q(S^c) \geq \frac{1}{2} \cdot \frac{1}{2} = \frac{1}{4}. \quad \square$$

Appendix B Proofs for Section 4

B.1 Multiplicative weights

We begin with a classic result on the Hedge algorithm.

Algorithm 4 Hedge

- 1: Input: number of experts k , number of iterations T .
 - 2: Let $\beta = \sqrt{\frac{\log k}{T}}$
 - 3: Initialize $W^{(1)}(i) = 1$, for $i = 1, \dots, k$.
 - 4: **for** $t = 1, \dots, T$ **do**
 - 5: Set $w^{(t)}(i) = \frac{W^{(t)}(i)}{\sum_{i=1}^k W^{(t)}(i)}$, for $i = 1, \dots, k$.
 - 6: Observe $c_t(i)$, for $i = 1, \dots, k$.
 - 7: Incur loss $\sum_{i=1}^k w^{(t)}(i) c_t(i)$
 - 8: Update weights $W^{(t+1)}(i) = W^{(t)}(i) \cdot \exp(-\beta c_t(i))$, $\forall i \in [1, \dots, k]$.
 - 9: **end for**
-

Theorem 16 (Freund and Schapire, 1997). *Assume that $0 \leq c_t(i) \leq 1$ for all $t = 1, \dots, T$. Hedge (Algorithm 4) satisfies that for any strategy $w \in \Delta_k$:*

$$\sum w_t \cdot c_t - \sum w \cdot c_t \leq 2\sqrt{T \log k}.$$

Note that in Algorithm 2 and in Algorithm 3, we actually run the Hedge algorithm with the estimates $\tilde{g}_t(i)$ as the costs $c_t(i)$. We obtain $\tilde{g}_t(i)$ by shifting and scaling $g_t(i)$, so that $\tilde{g}_t(i) \in [0, 1]$ and we can apply Theorem 16.

Corollary 17. *Let $-B \leq g_t(i) \leq B$, and $\tilde{g}_t(i) = (g_t(i) + B)/2B$. Assume that we run the Hedge algorithm with costs $c_t(i)$ equal to $\tilde{g}_t(i)$. We have that*

$$\frac{1}{T} \left(\sum w_t \cdot g_t - \min_{w \in \Delta_k} \sum w \cdot g_t \right) \leq 4B \sqrt{\frac{\log k}{T}},$$

Proof. The losses $\tilde{g}_t(i)$ satisfy the conditions of Theorem 16. Therefore,

$$\sum w_t \cdot \tilde{g}_t - \min_{w \in \Delta_k} \sum w \cdot \tilde{g}_t \leq 2\sqrt{T \log k}.$$

This implies that

$$\sum w_t \cdot (g_t + B\mathbf{1})/2B - \min_{w \in \Delta_k} \sum w \cdot (g_t + B\mathbf{1})/2B \leq 2\sqrt{T \log k},$$

where $\mathbf{1}$ denotes a vector of ones. Multiplying by $2B$ gives

$$\sum w_t \cdot (g_t + B\mathbf{1}) - \min_{w \in \Delta_k} \sum w \cdot (g_t + B\mathbf{1}) \leq 4B \sqrt{T \log k}.$$

Observing that $\forall w \in \Delta_k, w \cdot B\mathbf{1} = B$ we get that

$$\sum w_t \cdot g_t + B - \min_{w \in \Delta_k} \sum w \cdot g_t - B \leq 4B \sqrt{T \log k}$$

as stated. □

B.2 Estimating the feature expectations of the expert

We begin this subsection with Lemma 18 that bounds the number of samples needed from the expert in order to get a good approximation of the expectations of its features.

Lemma 18. *For any ϵ, δ , given $m \geq \frac{2 \ln(2k/\delta)}{\epsilon^2}$ samples from the stationary distribution π^E , with probability at least $1 - \delta$, the approximate feature expectations $\hat{\Phi}_E$ satisfy that $\|\hat{\Phi}_E - \Phi_E\|_\infty \leq \epsilon$.*

Proof. By Hoeffding's inequality we get that

$$\forall i \in [1, \dots, k] \Pr(|\hat{\Phi}_E(i) - \Phi_E(i)| \geq \varepsilon) \leq 2 \exp(-m\varepsilon^2/2).$$

Applying the union bound over the features we get that

$$\Pr(\exists i \in [1, \dots, k], \text{ s.t.}, |\hat{\Phi}_E(i) - \Phi_E(i)| \geq \varepsilon) \leq 2k \exp(-m\varepsilon^2/2).$$

This is equivalent to

$$\Pr(\forall i \in [1, \dots, k] \quad |\hat{\Phi}_E(i) - \Phi_E(i)| \leq \varepsilon) \geq 1 - 2k \exp(-m\varepsilon^2/2).$$

and to

$$\Pr(\|\hat{\Phi}_E - \Phi_E\|_\infty \leq \varepsilon) \geq 1 - 2k \exp(-m\varepsilon^2/2).$$

The lemma now follows by substituting the value of m . \square

Theorem (6). Assume we run Algorithm 2 for $T = \frac{144 \log k}{\varepsilon^2}$ iterations, using $m = \frac{18 \log(2k/\delta)}{\varepsilon^2}$ samples from $\mu(\pi^E)$. Let $\bar{\Psi}$ be the mixed policy returned by the algorithm. Let v^* be the game value as in Eq. (2). Then, we have that $\rho(\bar{\Psi}) - \rho(\pi^E) \geq v^* - \varepsilon$ with probability at least $1 - \delta$, where ρ is the average of any reward of the form $r(s) = w \cdot \phi(s)$ where $w \in \Delta_k$.

Proof. Corollary 17 with $B = 1$ and $T = \frac{144 \log k}{\varepsilon^2}$ gives that

$$\frac{1}{T} \left(\sum w_t \cdot g_t - \min_{w \in \Delta_k} \sum w \cdot g_t \right) \leq \frac{\varepsilon}{3}, \quad (3)$$

where $g_t(i) = \Phi(\pi^{(t)})[i] - \tilde{\Phi}^E[i]$. Note also that Lemma 18 with $m = \frac{18 \log(2k/\delta)}{\varepsilon^2}$ gives that $\|\hat{\Phi}_E - \Phi_E\|_\infty \leq \frac{\varepsilon}{3}$, which implies that, for any $w \in \Delta_k$:

$$w \cdot \hat{\Phi}_E \leq w \cdot \Phi_E + \varepsilon/3, \quad (4)$$

and

$$w \cdot \Phi_E \leq w \cdot \hat{\Phi}_E + \varepsilon/3, \quad (5)$$

Now, let $\bar{w} = \frac{1}{T} \sum_{t=1}^T w^{(t)}$, and recall that $\bar{\Psi}$ is the mixed policy that assigns probability $\frac{1}{T}$ to $\pi^{(t)}$ for all $t \in \{1, \dots, T\}$. Thus,

$$\begin{aligned} v^* &= \max_{\Psi \in \Psi} \min_{w \in \Delta_k} [w \cdot \Phi(\Psi) - w \cdot \Phi_E] \\ &= \min_{w \in \Delta_k} \max_{\Psi \in \Psi} [w \cdot \Phi(\Psi) - w \cdot \Phi_E] && \text{(von Neumann's minimax theorem)} \\ &\leq \min_{w \in \Delta_k} \max_{\Psi \in \Psi} [w \cdot \Phi(\Psi) - w \cdot \hat{\Phi}_E] + \varepsilon/3 && \text{(Eq. (4))} \\ &\leq \max_{\Psi \in \Psi} [\bar{w} \cdot \Phi(\Psi) - \bar{w} \cdot \hat{\Phi}_E] + \varepsilon/3 \\ &= \max_{\Psi \in \Psi} \frac{1}{T} \sum_{t=1}^T [w^{(t)} \cdot \Phi(\Psi) - w^{(t)} \cdot \hat{\Phi}_E] + \varepsilon/3 && \text{(Definition of } \bar{w}) \\ &\leq \frac{1}{T} \sum_{t=1}^T \max_{\Psi \in \Psi} [w^{(t)} \cdot \Phi(\Psi) - w^{(t)} \cdot \hat{\Phi}_E] + \varepsilon/3 \\ &= \frac{1}{T} \sum_{t=1}^T [w^{(t)} \cdot \Phi(\pi^{(t)}) - w^{(t)} \cdot \hat{\Phi}_E] + \varepsilon/3 && (\pi^{(t)} \text{ is optimal w.r.t the reward } w^{(t)}) \\ &\leq \frac{1}{T} \min_{w \in \Delta_k} \sum_{t=1}^T [w \cdot \Phi(\pi^{(t)}) - w \cdot \hat{\Phi}_E] + 2\varepsilon/3 && \text{(Eq. (3))} \\ &= \min_{w \in \Delta_k} [w \cdot \Phi(\bar{\Psi}) - w \cdot \hat{\Phi}_E] + 2\varepsilon/3 && \text{(Definition of } \bar{\Psi}) \\ &\leq \min_{w \in \Delta_k} [w \cdot \Phi(\bar{\Psi}) - w \cdot \Phi_E] + \varepsilon && \text{(Eq. (5))} \\ &\leq w^* \cdot \Phi(\bar{\Psi}) - w^* \cdot \Phi_E + \varepsilon && \text{(For any } w^* \in \Delta_k) \\ &= \rho(\bar{\Psi}) - \rho(\pi^E) + \varepsilon. && \square \end{aligned}$$

B.3 Estimating the game matrix directly

In this section we prove Theorem 7. Our proof uses the following version of Azuma's concentration bound.

Lemma 19 (Azuma inequality). *Let $\{y_t\}_{t=1}^T$ be a sequence of random variables such that $-b \leq y_t \leq b$, for $1 \leq t < T$. Let $\bar{E}_t = y_t - \mathbb{E}[y_t \mid y_1, \dots, y_{t-1}]$ be the martingale difference sequence defined over the sequence $\{y_t\}_{t=1}^T$. Then*

$$\Pr \left(\left| \frac{1}{T} \sum_{t=1}^T \bar{E}_t \right| \geq \varepsilon \right) \leq 2 \exp \left(-\frac{T\varepsilon^2}{8b^2} \right)$$

Theorem (Restatement of Theorem 7). *Assume we run Algorithm 3 for T iterations, and there exists a parameter b , such that for any ℓ , $\Pr(\|g_t\|_\infty \geq \ell \cdot b) \leq e^{-\ell}$. Let $\bar{\Psi}$ be the mixed policy returned by the algorithm. Let v^* be the game value as in Eq. (2). Then, there exists a constant c such that for $T \geq cB \log^2 B$ where $B = \frac{b^2 \log^3 k \log^2(1/\delta)}{\varepsilon^2}$, we have that $\rho(\bar{\Psi}) - \rho(\pi^E) \geq v^* - \varepsilon$ with probability at least $1 - \delta$, where ρ is the average of any reward of the form $r(s) = w \cdot \phi(s)$ where $w \in \Delta_k$.*

Proof. Let $\ell = \max\{\log(\frac{T}{\delta}), \log(\frac{1}{\varepsilon})\}$. Then for any t we have that $\Pr(\|g_t\|_\infty \geq \ell \cdot b) \leq \frac{\delta}{T}$. By the union bound it follows that with probability $1 - \delta$ for all times $t = 1, \dots, T$, we have that $\|g_t\|_\infty \leq \ell b$. We denote by \mathcal{F} the subspace of our probability space that includes all runs of the algorithm in which $\|g_t\|_\infty \leq \ell b$ for all $t = 1, \dots, T$. We have that at least $1 - \delta$ fraction of the runs of the algorithm are in \mathcal{F} .

By the definition of g_t we have that $\mathbb{E}[g_t \mid g_1, \dots, g_{t-1}] = \Phi(\pi^{(t)}) - \Phi_E$. Furthermore $w^{(t)}$ depends only on g_1, \dots, g_{t-1} and not on g_t . It follows that the random variables $E_t = w^{(t)} \cdot g_t - E[w^{(t)} \cdot g_t \mid g_1, \dots, g_{t-1}] = w^{(t)} \cdot (g_t - (\Phi(\pi^{(t)}) - \Phi_E))$ is a martingale difference sequence. We would like to apply Azuma's inequality to this sequence, but the difficulty is that the variables E_t are unbounded.

To deal with this problem we define new variables \bar{g}_t as follows

$$\bar{g}_t = \begin{cases} g_t & \|g_t\|_\infty \leq \ell b, \\ 0 & \text{otherwise,} \end{cases}$$

and we define the martingale difference sequence $\bar{E}_t = w^{(t)} \cdot \bar{g}_t - E[w^{(t)} \cdot \bar{g}_t \mid g_1, \dots, g_{t-1}]$. Unfortunately, $E[w^{(t)} \cdot \bar{g}_t \mid g_1, \dots, g_{t-1}]$ does not equal to $\Phi(\pi^{(t)}) - \Phi_E$. But we can bound the difference as follows.

$$\begin{aligned} & |E[w^{(t)} \cdot g_t \mid g_1, \dots, g_{t-1}] - E[w^{(t)} \cdot \bar{g}_t \mid g_1, \dots, g_{t-1}]| \\ & \leq \int_{x=\ell b}^{\infty} \Pr(w^{(t)} \cdot g_t > x) dx - \int_{x=-\ell b}^{\infty} \Pr(w^{(t)} \cdot g_t < x) dx \\ & \leq \int_{x=\ell b}^{\infty} \Pr(\|g_t\|_\infty \geq x) dx \\ & = \int_{x=\ell}^{\infty} \Pr(\|g_t\|_\infty \geq xb) dx \\ & \leq \int_{x=\ell}^{\infty} e^{-x} dx = e^{-\ell} \leq \varepsilon, \end{aligned} \tag{6}$$

where the first inequality follows from the formula $E(Y) = \int_{x=0}^{\infty} \Pr(Y > x) - \int_{x=0}^{-\infty} \Pr(Y < x)$ (which is derived from the more familiar formula $E(Y) = \int_{x=0}^{\infty} \Pr(Y > x)$ for a nonnegative variable Y). The second inequality follows since $w \in \Delta_k$ and the last equality follows by the definition of ℓ . By applying Azuma's inequality to the sequence \bar{E}_t we get that

$$\Pr \left(\left| \frac{1}{T} \sum_{t=1}^T \bar{E}_t \right| \geq \varepsilon \right) \leq 2 \exp \left(-\frac{T\varepsilon^2}{8(\ell b)^2} \right).$$

Our choice of T guarantees that

$$2 \exp \left(-\frac{T\varepsilon^2}{8(\ell b)^2} \right) \leq \delta.$$

So we also have that within the subspace \mathcal{F}

$$\Pr_{\mathcal{F}} \left(\left| \frac{1}{T} \sum_{t=1}^T \bar{E}_t \right| \geq \varepsilon \right) \leq \frac{\delta}{1-\delta}. \quad (7)$$

But in \mathcal{F} , $\bar{g}_t = g_t$ and therefore $\bar{E}_t = E_t - E[w^{(t)} \cdot g_t \mid g_1, \dots, g_{t-1}] + E[w^{(t)} \cdot \bar{g}_t \mid g_1, \dots, g_{t-1}]$. So by Eq. (6),

$$|E_t - \bar{E}_t| \leq \varepsilon. \quad (8)$$

It follows from Equations (7) and (8) that within \mathcal{F} :

$$\Pr_{\mathcal{F}} \left(\left| \frac{1}{T} \sum_{t=1}^T E_t \right| \geq 2\varepsilon \right) \leq \frac{\delta}{1-\delta}. \quad (9)$$

Let $\bar{w} = \frac{1}{T} \sum_{t=1}^T w^{(t)}$, and recall that $\bar{\psi}$ is the mixed policy that assigns probability $\frac{1}{T}$ to $\pi^{(t)}$ for all $t \in \{1, \dots, T\}$. We have that

$$\begin{aligned} v^* &= \max_{\psi \in \Psi} \min_{w \in \Delta_k} [w \cdot \Phi(\psi) - w \cdot \Phi_E] \\ &= \min_{w \in \Delta_k} \max_{\psi \in \Psi} [w \cdot \Phi(\psi) - w \cdot \Phi_E] && \text{von Neumann's minimax theorem} \\ &\leq \max_{\psi \in \Psi} [\bar{w} \cdot \Phi(\psi) - \bar{w} \cdot \Phi_E] \\ &= \max_{\psi \in \Psi} \frac{1}{T} \sum_{t=1}^T [w^{(t)} \cdot \Phi(\psi) - w^{(t)} \cdot \Phi_E] && \text{Definition of } \bar{w} \\ &\leq \frac{1}{T} \sum_{t=1}^T \max_{\psi \in \Psi} [w^{(t)} \cdot \Phi(\psi) - w^{(t)} \cdot \Phi_E] \\ &= \frac{1}{T} \sum_{t=1}^T [w^{(t)} \cdot \Phi(\pi^{(t)}) - w^{(t)} \cdot \Phi_E] && \pi^{(t)} \text{ is optimal w.r.t the reward } w^{(t)} \end{aligned} \quad (10)$$

Now we continue our derivation assuming that the run of the algorithm is in \mathcal{F} . We use Equation (9) and say that with probability $1 - \frac{\delta}{1-\delta}$ the expression in (10) is bounded by

$$\frac{1}{T} \sum_{t=1}^T w^{(t)} \cdot g_t + 2\varepsilon. \quad (11)$$

Our choice of T also guarantees that

$$4\ell b \sqrt{\frac{\log k}{T}} \leq \varepsilon.$$

and therefore for a run in \mathcal{F} , the bound on the regret of Hedge in Corollary 17 implies that expression in (11) is bounded by

$$\frac{1}{T} \min_{w \in \Delta_k} \sum_{t=1}^T w \cdot g_t + 3\varepsilon \quad (12)$$

Let $w_{\min} \in \Delta_k$ be the vector achieving the minimum in Equation (12). To finish the proof we need to bound Equation (12) with

$$\frac{1}{T} \sum_{t=1}^T w_{\min} \cdot (g_t - (\Phi(\pi^{(t)}) - \Phi_E)). \quad (13)$$

For this we would like to apply Azuma's inequality to each of the k martingale differences sequences $X_t(i) = g_t(i) - \mathbb{E}[g_t(i) \mid g_1, \dots, g_{t-1}] = g_t(i) - (\Phi(\pi^{(t)})[i] - \Phi_E[i])$. As before, since the $g_t(i)$'s are unbounded we look instead at the martingale sequence $\bar{X}_t(i) = \bar{g}_t(i) - \mathbb{E}[\bar{g}_t(i) \mid g_1, \dots, g_{t-1}]$.

Unfortunately, as before, $\mathbb{E}[\bar{g}_t(i) \mid g_1, \dots, g_{t-1}]$ does not equal to $\mathbb{E}[g_t(i) \mid g_1, \dots, g_{t-1}]$. But we can bound the difference as follows.

$$\begin{aligned} |\mathbb{E}[g_t(i) - \bar{g}_t(i) \mid g_1, \dots, g_{t-1}]| &\leq \int_{x=\ell b}^{\infty} \Pr(g_t(i) > x) dx - \int_{x=-\ell b}^{\infty} \Pr(g_t(i) < x) dx \\ &\leq \int_{x=\ell b}^{\infty} \Pr(\|g_t\|_{\infty} \geq x) dx = \int_{x=\ell}^{\infty} \Pr(\|g_t\|_{\infty} \geq xb) dx \\ &\leq \int_{x=\ell}^{\infty} e^{-x} dx = e^{-\ell} \leq \varepsilon, \end{aligned} \quad (14)$$

where the inequalities follow from the same reasons as in Eq. (6).

By applying Azuma's inequality to the sequence $\bar{X}_t(i)$ we get that $\Pr\left(\left|\frac{1}{T} \sum_{t=1}^T \bar{X}_t(i)\right| \geq \varepsilon\right) \leq 2 \exp\left(-\frac{T\varepsilon^2}{8(\ell b)^2}\right)$, and our choice of T guarantees that $2 \exp\left(-\frac{T\varepsilon^2}{8(\ell b)^2}\right) \leq \frac{\delta}{k}$. So we also have that within the subspace \mathcal{F}

$$\Pr_{\mathcal{F}}\left(\left|\frac{1}{T} \sum_{t=1}^T \bar{X}_t(i)\right| \geq \varepsilon\right) \leq \frac{\delta}{k(1-\delta)}. \quad (15)$$

But in \mathcal{F} , $\bar{g}_t(i) = g_t(i)$ and therefore $\bar{X}_t(i) = X_t(i) - \mathbb{E}[g_t(i) \mid g_1, \dots, g_{t-1}] + \mathbb{E}[\bar{g}_t(i) \mid g_1, \dots, g_{t-1}]$. So by Eq. (14),

$$|X_t(i) - \bar{X}_t(i)| \leq \varepsilon. \quad (16)$$

It follows from Equations (15) and (16) that within \mathcal{F} :

$$\Pr_{\mathcal{F}}\left(\left|\frac{1}{T} \sum_{t=1}^T X_t(i)\right| \geq 2\varepsilon\right) \leq \frac{\delta}{k(1-\delta)}. \quad (17)$$

By applying the union bound over the features we get that

$$\Pr_{\mathcal{F}}\left(\exists i \in [1, \dots, k], s.t., \left|\frac{1}{T} \sum_{t=1}^T X_t(i)\right| \geq 2\varepsilon\right) \leq \frac{\delta}{1-\delta}.$$

This is equivalent to

$$\Pr_{\mathcal{F}}\left(\forall i \in [1, \dots, k] \left|\frac{1}{T} \sum_{t=1}^T X_t(i)\right| \leq 2\varepsilon\right) \geq 1 - \frac{\delta}{1-\delta}. \quad (18)$$

Equation (18) implies that with probability $1 - \frac{\delta}{1-\delta}$ in \mathcal{F} , for any $w \in \Delta_k$ it holds that:

$$\frac{1}{T} \sum_{t=1}^T w \cdot (g_t - (\Phi(\pi^{(t)}) - \Phi_E)) \leq 2\varepsilon.$$

Since it is true for any w , we get that that we can upper bound Equation (12) by

$$\frac{1}{T} \min_{w \in \Delta_k} \sum_{t=1}^T [w \cdot \Phi(\pi^{(t)}) - w \cdot \Phi_E] + 5\varepsilon. \quad (19)$$

The theorem now follows⁵ since the expression in the last equation is smaller than $\rho(\bar{\Psi}) - \rho(\pi^E) + 5\varepsilon$ where ρ is the average reward of the form $r(s) = w\phi(s)$ for any $w \in \Delta_k$. \square

⁵We have to scale down ε by 5. We also have to scale down δ by 3 since our bound fails to hold with probability 3δ . Indeed, with probability $\leq \delta$ our run is not in \mathcal{F} , and with probability $1 - \delta$ it is in \mathcal{F} , and either of the bounds in Equation (11) and (19) fails – which happens with probability $\leq \frac{2\delta}{1-\delta}$.

Appendix C Policy gradient

Consider the problem of finding the best policy in an MDP from the set of all policies that are parameterized by a vector θ . Sutton et al. [2000] proposed a variant of Policy Iteration that uses the unbiased estimate of the policy gradient and guaranteed that it converges to a locally-optimal policy. We now describe a sampling mechanism that achieves such an unbiased sample, resulting in a much simpler algorithm than the biased policy gradients algorithm of [Baxter and Bartlett, 2001, Marbach and Tsitsiklis, 2001].

The Policy Gradient Theorem [Sutton et al., 2000], states that for an MDP with the average-reward criteria, $\frac{\partial \rho}{\partial \theta} = \mathbb{E}_{s \sim \mu(\pi)} \mathbb{E}_{a \sim \pi(s)} \frac{\partial \log \pi(s, a)}{\partial \theta} Q^\pi(s, a)$, where $Q^\pi(s, a)$ is as in Section 1.1. We produce an unbiased estimate of the policy gradient similarly to the method of evaluating the reward difference between policies described in Section 2. Specifically, we do the following: (1) use the CFTP method to get unbiased sample $s \sim \mu(\pi)$ from the stationary distribution of π ; (2) sample $a \sim \pi(s)$; (3) initiate two trajectories from s . The first trajectory starts by taking action a , and the second starts by taking $\pi(s)$. After the first action is taken, both trajectories follow π until coalescence. The difference of cumulative rewards between the two trajectories form an unbiased estimate of the Q -value. To construct the estimate of the gradient, we multiply the Q -value estimate by the derivative of $\log \pi(s, a)$ at θ .

Appendix D Proof for Section 6

Theorem (8). *Assume that we use D as described above to estimate $\rho(\pi)$ for every π in a set of policies Π such that with probability of at least $1 - \delta$, it holds simultaneously for all $\pi \in \Pi$ that $|\tilde{\rho}(\pi) - \rho(\pi)| \leq \epsilon$ where $\tilde{\rho}(\pi)$ is our estimate of $\rho(\pi)$. Then the expected number of calls made to the generative model is $O(n|S|^2|A|\bar{T}_{mix})$, where $n = \frac{1}{\epsilon^2} \log(|\Pi|/\delta)$ and \bar{T}_{mix} is an upper bound on the mixing time of all policies in Π .*

Proof. Let $Z_i = \rho(\pi)_i - \rho(\pi)$. Then $\mathbb{E}(Z_i) = 0$, and $|Z_i| \leq 1$. Chernhoff bound implies that given independent random variables Z_1, \dots, Z_n where $|Z_i| \leq 1$, $\mathbb{E}Z_i = 0$, then $\text{Prob}(\sum_{i=1}^n Z_i > a) < e^{-\frac{a^2}{2n}}$. Hence, Chernhoff bound implies that (for any n) $\text{Prob}(\sum_{i=1}^n Z_i > \frac{n\epsilon}{2}) < e^{-\frac{\epsilon^2 n}{8}}$. This implies that $\text{Prob}(\sum_{i=1}^n (\rho(\pi)_i - \rho(\pi)) > \frac{n\epsilon}{2}) = \text{Prob}(\tilde{\rho}(\pi) - \rho(\pi) > \frac{\epsilon}{2}) < e^{-\frac{\epsilon^2 n}{8}}$.

Similarly, we can define $Z_i = \rho(\pi) - \tilde{\rho}(\pi)$ and get that $\text{Prob}(\rho(\pi) - \tilde{\rho}(\pi) > \frac{\epsilon}{2}) < e^{-\frac{\epsilon^2 n}{8}}$. Hence, we get that $\text{Prob}(|\rho(\pi) - \tilde{\rho}(\pi)| > \frac{\epsilon}{2}) < 2e^{-\frac{\epsilon^2 n}{8}}$. So far we have restricted our attention to a fixed policy π . Using the so-called union bound, we have that the probability that some $\pi \in \Pi$ deviates by more than $\frac{\epsilon}{2}$ is bounded by $2me^{-\frac{\epsilon^2 n}{8}}$. Plugging $n = -\frac{8}{\epsilon^2} \ln\left(\frac{\delta}{2m}\right)$ concludes our proof. \square