

Variational Inference with Mixture Model Approximation: Robotic Applications

Emmanuel Pignat, Teguh Lembono and Sylvain Calinon

Abstract—We propose a method to approximate the distribution of robot configurations satisfying multiple objectives. Our approach uses Variational Inference, a popular method in Bayesian computation, which has several advantages over sampling-based techniques. To be able to represent the complex and multimodal distribution of configurations, we propose to use a mixture model as approximate distribution, an approach that has gained popularity recently. In this work, we show the interesting properties of this approach and how it can be applied to a range of problems.

I. INTRODUCTION

Many robotic approaches rely on the possibility to generate, in a quick and efficient way, robot configurations fulfilling multiple objectives. These configurations are typically computed using iterative methods, which would benefit from good and diversified initial guesses, both in terms of convergence speed and global optimum.

Our work addresses the problem of representing the distribution $p(\mathbf{x})$ of robot configurations¹ that satisfy multiple given objectives. We first show that our goal of representing the distribution of *good and diversified* configurations is the same as pursued by *variational inference* (VI), a popular and scalable method for Bayesian computation. VI methods approximate an unnormalized density by a tractable one. As done in [1] for a 10 DoF planar robot, we propose to use a mixture model to represent the complex and often multimodal distribution of solutions. We propose other components distributions than Gaussian and extend the framework to conditional distributions using a *mixture of experts* (MoE) approximation. Conditional distributions provide greater online adaptation capabilities to the robot, as it allows to represent the solutions for distributions of parametrized objectives. We then present, as a cookbook, many common robotic objectives that can be rephrased in this framework. Various robotic applications are discussed at the end.

II. TWO INTERPRETATIONS OF THE PROBLEM

For improved comprehension, we present two interpretations of the problem which leads to optimizing the same objective.

The authors are with the Idiap Research Institute, CH-1920 Martigny, Switzerland (e-mail: emmanuel.pignat@idiap.ch; sylvain.calinon@idiap.ch)

This work was supported by the MEMMO project (Memory of Motion, <http://www.memmo-project.eu/>), funded by the European Commission's Horizon 2020 Programme (H2020/2018-20) under grant agreement 780684, and by the Swiss National Science Foundation (CHIST-ERA project I-DRESS, <https://i-dress-project.eu/>, 20CH21-16085).

¹robot configuration are often denoted \mathbf{q} , which is also use in Variational Inference to denote the approximate distribution.

A. Product of experts

A product of experts [2] is a model which multiplies several densities p_m (which are called *experts*) together and renormalizes the density. The renormalization makes sure that it is a proper density and introduces dependencies between the experts. Metaphorically, each expert m gives its opinion on a different view or transformation $\mathcal{T}_m(\mathbf{x})$ of the data \mathbf{x} . Their opinions is then fused together as a product

$$p(\mathbf{x}|\boldsymbol{\theta}_1, \dots, \boldsymbol{\theta}_M) = \frac{\prod_m p_m(\mathcal{T}_m(\mathbf{x})|\boldsymbol{\theta}_m)}{\int_z \prod_m p_m(\mathcal{T}_m(\mathbf{z})|\boldsymbol{\theta}_m)}. \quad (1)$$

For example, recalling that \mathbf{x} denotes the configuration of a robot (joint angles and floating base 6 DoF transformation for a humanoid), $\mathcal{T}_m(\mathbf{x})$ can be the position of a foot computed using forward kinematics and p_m a Gaussian distribution defining where the foot should be. The product of expert becomes the distribution of configuration where the foot follows the distribution p_m . By adding multiple experts (see Sec. IV), representing various objectives, the product becomes the distribution fulfilling the set of objectives. We point out that the experts do not need to be properly normalized themselves, as the normalization already occurs at the level of the product. For compactness, we will later refer to the unnormalized product as

$$\tilde{p}(\mathbf{x}) = \prod_m p_m(\mathcal{T}_m(\mathbf{x})|\boldsymbol{\theta}_m) \quad (2)$$

where we drop $\boldsymbol{\theta}_1, \dots, \boldsymbol{\theta}_M$, parameters of the experts and the normalized product as $p(\mathbf{x})$.

In the general case, $p(\mathbf{x})$ has no closed-form expression. Gaussian experts with linear transformations is a notable exception, where $p(\mathbf{x})$ is Gaussian, but is of limited interest in our case, due to non-linearity of the transformations we are considering. Approximation methods, as used in Bayesian computation, are required; the posterior distribution is indeed the renormalized product on $\boldsymbol{\theta}$ of a likelihood and a prior.

Markov chain Monte Carlo (MCMC) is a class of methods to approximate $p(\mathbf{x})$ with samples. If MCMC methods can represent arbitrary complex distributions, they suffer from some limitations, particularly constraining for our application. They are known not to scale well to high dimension space. Except for some methods [3], they require an exact evaluation, as opposed to stochastic, of the distribution $\tilde{p}(\mathbf{x})$ which can be expensive or unfeasible, for example when checking obstacle collision. They also struggle with multimodal distributions and require particular proposal steps to move from distant modes [4]. Designing a good proposal step is also algorithmically restrictive. Furthermore, it is difficult

to obtain good acceptance rates in high dimension, especially with very correlated $\tilde{p}(\mathbf{x})$. When using sampling-based techniques, it is also difficult to assess if the distribution $\tilde{p}(\mathbf{x})$ is well covered.

1) *Variational Inference*: Variational Inference (VI) [5] is another popular class of methods that recasts the approximation problem as an optimization. VI approximates the *target density* $\tilde{p}(\mathbf{x})$ with a *tractable density* $q(\mathbf{x}; \boldsymbol{\lambda})$, where $\boldsymbol{\lambda}$ are the *variational parameters*. *Tractable density* means that drawing samples from $q(\mathbf{x}; \boldsymbol{\lambda})$ should be easy and $q(\mathbf{x}; \boldsymbol{\lambda})$ should be properly normalized. VI tries to minimize the untractable KL-divergence

$$D_{\text{KL}}(q||p) = \int_{\mathbf{x}} q(\mathbf{x}; \boldsymbol{\lambda}) \log \frac{q(\mathbf{x}; \boldsymbol{\lambda})}{p(\mathbf{x})} d\mathbf{x} \quad (3)$$

$$= \int_{\mathbf{x}} q(\mathbf{x}; \boldsymbol{\lambda}) \log \frac{q(\mathbf{x}; \boldsymbol{\lambda})}{\tilde{p}(\mathbf{x})} d\mathbf{x} + \log \mathcal{C}, \quad (4)$$

where \mathcal{C} is the normalizing constant. Instead, it minimizes the negative *evidence lower bound* (ELBO) which can be estimated by sampling as

$$\mathcal{L}(\boldsymbol{\lambda}) = \int_{\mathbf{x}} q(\mathbf{x}; \boldsymbol{\lambda}) \log \frac{q(\mathbf{x}; \boldsymbol{\lambda})}{\tilde{p}(\mathbf{x})} d\mathbf{x} \quad (5)$$

$$= \mathbb{E}_q[\log q(\mathbf{x}; \boldsymbol{\lambda}) - \log \tilde{p}(\mathbf{x})] \quad (6)$$

$$\approx \sum_{n=1}^N (\log q(\mathbf{x}^{(n)}; \boldsymbol{\lambda}) - \log \tilde{p}(\mathbf{x}^{(n)})) \quad (7)$$

$$\text{with } \mathbf{x}^{(n)} \sim q(\cdot | \boldsymbol{\lambda})$$

The reparametrization trick [6] [7] allows to compute a noisy estimate of the gradient $\mathcal{L}(\boldsymbol{\lambda})$, which is compatible with stochastic gradient optimization like Adam [8]. For example, if q is Gaussian, this is done by sampling $\boldsymbol{\eta}^{(n)} \sim \mathcal{N}(\mathbf{0}, \mathbf{I})$ and applying the continuous transformation $\mathbf{x}^{(n)} = \boldsymbol{\mu} + \mathbf{L}\boldsymbol{\eta}^{(n)}$, where $\boldsymbol{\Sigma} = \mathbf{L}\mathbf{L}^\top$ is the covariance matrix. \mathbf{L} and $\boldsymbol{\mu}$ are the *variational parameters* $\boldsymbol{\lambda}$. More complex mappings as normalizing flows can be used [9].

a) *Zero avoiding properties of minimizing $D_{\text{KL}}(q||p)$* : It is very important to note, that due to the $D_{\text{KL}}(q||p)$ objective, q is said to be zero avoiding. If q is not expressive enough to approximate \tilde{p} , it would rather miss some mass of \tilde{p} than give probability where there is no. In our applications, it means that we are more likely to miss some solutions than retrieve wrong ones.

B. Maximum entropy

Another interpretation is that the robot configurations should minimize a sum of cost c_m

$$c(\mathbf{x}) = \sum_m c_m(\mathbf{x}), \quad (8)$$

representing the different objectives. Computing $\arg \min_{\mathbf{x}} c(\mathbf{x})$ is equivalent to the *maximum a posteriori* in Bayesian statistic. Retrieving a distribution of configurations can be done by finding the distribution q under which the expectation of cost $\mathbb{E}_q[c(\mathbf{x})]$ is minimized but which has

the widest entropy $\mathcal{H}(q)$

$$\mathcal{L}(\boldsymbol{\lambda}) = \mathbb{E}_q[\log q(\mathbf{x}; \boldsymbol{\lambda}) + c(\mathbf{x})] \quad (9)$$

$$= \mathbb{E}_q[c(\mathbf{x})] - \mathcal{H}(q). \quad (10)$$

It actually corresponds to (6) where $\tilde{p}(\mathbf{x})$ was replaced with

$$\tilde{p}(\mathbf{x}) = \exp(-c(\mathbf{x})). \quad (11)$$

Intuitively, it also fits with our initial objective to generate *good*, $\mathbb{E}_q[c(\mathbf{x})]$, and *diversified*, $\mathcal{H}(q)$, samples.

III. MIXTURE MODEL VARIATIONAL DISTRIBUTION

For computational efficiency, the *approximate distribution* $q(\mathbf{x}; \boldsymbol{\lambda})$ is often chosen as a factorized distribution, using the mean-field approximation [5]. Correlated distribution can be approximated by a full-covariance Gaussian distribution [10]. These approaches fails to capture the multimodality and arbitrary complexity of $\tilde{p}(\mathbf{x})$. If the idea to use a mixture for greater expressiveness, as *approximate distribution*, is not new [11], the approach has regained popularity recently [12] [13] [1].

A mixture model is built by summing the probability of k mixture components

$$q(\mathbf{x}|\boldsymbol{\lambda}) = \sum_{k=1}^K \pi_k q_k(\mathbf{x}|\boldsymbol{\lambda}_k), \quad \sum_{k=1}^K \pi_k = 1, \quad (12)$$

where π_k is the total mass of component k . The components q_k can be of any family accepting a continuous and invertible mapping between $\boldsymbol{\lambda}$ and the samples. The discrete sampling of the mixture components according to π_k has no such mapping. Instead, the variational objective can be rewritten as

$$\mathcal{L}(\boldsymbol{\lambda}) = \mathbb{E}_q[\log q(\mathbf{x}; \boldsymbol{\lambda}) - \log \tilde{p}(\mathbf{x})] \quad (13)$$

$$= \sum_{k=1}^K \pi_k \mathbb{E}_{q_k}[\log q(\mathbf{x}; \boldsymbol{\lambda}) - \log \tilde{p}(\mathbf{x})], \quad (14)$$

meaning that we need to compute and get derivatives of expectations only under each *component distributions* $q_k(\mathbf{x}|\boldsymbol{\lambda}_k)$.

a) *About mixture components distributions*: Gaussian components are a natural choice for robotics, due to the quadratic form of its log-likelihood. It can be exploited in standard robotic approaches like *linear quadratic tracking* (LQR) or *inverse kinematics* (IK), more details in Sec V. For some situations, where $\tilde{p}(\mathbf{x})$ is very correlated, we propose to use *banana-shaped* distribution [14], which is done by applying the following differentiable mapping to Gaussian samples $\boldsymbol{\eta}^{(n)} \sim \mathcal{N}(\mathbf{0}, \mathbf{I})$,

$$f_{\kappa}(\boldsymbol{\mu} + \mathbf{L}\boldsymbol{\eta}^{(n)}) = f_{\kappa}(\mathbf{z}^{(n)}) = \begin{bmatrix} z_0^{(n)} + \sum_{i=1}^N \kappa_i z_i^{(n)2} \\ z_1^{(n)} \\ \vdots \\ z_N^{(n)} \end{bmatrix}. \quad (15)$$

This mapping can be applied along different parametrized directions. As illustrated in Fig. 1 (b), we get a Gaussian

with full covariance, where κ is a supplementary *variational parameter* encoding curvature.

A. Conditional distribution : Mixture of experts

Let us suppose the following problem: we want to sample humanoid configurations in static equilibrium within joint limits where the feet are close to given poses. As this distribution differs a lot given the poses of the feet, we would like to retrieve this distribution conditioned on them. That way, no new computation is required according to the current objective, providing very fast on-line adaptability. More generally, we want to approximate $\tilde{p}(\mathbf{x}|\mathbf{y})$ where \mathbf{y} is a *task parameter*, for a distribution of possible $p(\mathbf{y})$.

For example, if \mathbf{y}_m defines a forward kinematic target, expert p_m can be

$$p_m(\mathbf{x}|\mathbf{y}_m) \propto \mathcal{N}(\mathbf{F}(\mathbf{x})|\mathbf{y}_m, \sigma \mathbf{I}) \quad (16)$$

We propose to use, as *approximate distribution*, a mixture of experts (ME)

$$q(\mathbf{x}|\mathbf{y}; \boldsymbol{\lambda}) = \sum_{k=1}^K h_k(\mathbf{y}; \boldsymbol{\lambda}_k) q_k(\mathbf{x}|\mathbf{y}; \boldsymbol{\lambda}_k), \quad \sum_{k=1}^K h_k(\mathbf{y}; \boldsymbol{\lambda}_k) = 1 \quad (17)$$

where h_k are the gate and q_k are the conditional mixture components as in (12). q_k are normally referred to as *experts*². From (12), we change the mass π_k to depend and *mixture components* q_k to depend on the *task parameters* \mathbf{y} .

In this work, we will use q_k as Gaussian around a linear function, but more complex function are possible. Samples from $q_k(\mathbf{x}|\mathbf{y}; \boldsymbol{\lambda}_k)$ can be drawn by first drawing $\boldsymbol{\eta}^{(n)} \sim \mathcal{N}(\mathbf{0}, \mathbf{I})$ and then applying the mapping $\mathbf{x}^{(n)} = \mathbf{W}_k \mathbf{y} + \mathbf{c}_k + \mathbf{L}_k \boldsymbol{\eta}^{(n)}$. The *variational parameters* $\boldsymbol{\lambda}_k$ are \mathbf{W}_k , \mathbf{c}_k and \mathbf{L}_k .

Given \mathbf{y} , the objective (6) becomes

$$\mathcal{L}(\boldsymbol{\lambda}, \mathbf{y}) = \mathbb{E}_q[\log q(\mathbf{x}|\mathbf{y}; \boldsymbol{\lambda}) - \log \tilde{p}(\mathbf{x}|\mathbf{y})], \quad (18)$$

which we would like to minimize under the distribution of possible *task parameters* $p(\mathbf{y})$

$$\int_{\mathbf{y}} p(\mathbf{y}) \mathcal{L}(\boldsymbol{\lambda}, \mathbf{y}) d\mathbf{y} = \mathbb{E}_{p(\mathbf{y})} \left[\mathbb{E}_q[\log q(\mathbf{x}|\mathbf{y}; \boldsymbol{\lambda}) - \log \tilde{p}(\mathbf{x}|\mathbf{y})] \right] \quad (19)$$

$$= \mathbb{E}_{p(\mathbf{y})} \left[\sum_{k=1}^K h_k(\mathbf{y}; \boldsymbol{\lambda}_k) \mathbb{E}_{q_k(\cdot|\mathbf{y}; \boldsymbol{\lambda}_k)}[\log q(\mathbf{x}|\mathbf{y}; \boldsymbol{\lambda}) - \log \tilde{p}(\mathbf{x}|\mathbf{y})] \right] \quad (20)$$

This objective can also be minimized by *stochastic gradient optimization* [6] [7] by sampling first $\mathbf{y}^{(n)} \sim p(\mathbf{y})$ and then $\mathbf{x}^{(l,n)} \sim q(\mathbf{x}|\mathbf{y}^{(n)}; \boldsymbol{\lambda})$ for each $\mathbf{y}^{(n)}$.

IV. EXPERTS AND COST

In this section, several transformations \mathcal{T}^m and experts models p_m , related to common robotic problems, are presented as a cookbook.

²we will avoid this term because of possible confusion with the *product of experts*

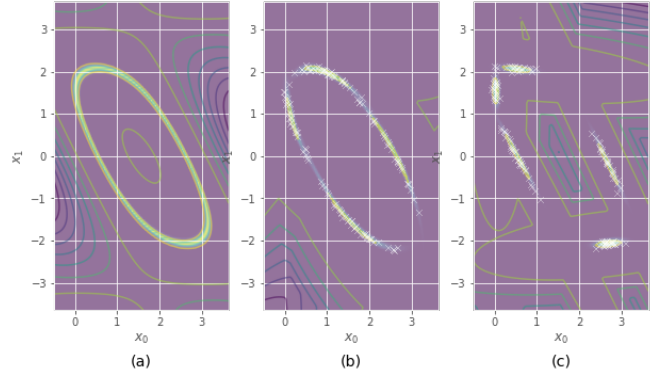


Fig. 1. Precise forward kinematic objectives often create a very correlated distribution of joint angles, which is difficult to sample from or to estimate as a Mixture of Gaussians. (a) Joint distribution of a 2 DoF planar robot whose end-effector should stay on a line. The colormap represents $\exp(-c(\mathbf{x}))$ and the lines are isolines of $c(\mathbf{x})$. Probability mass is located in yellow (or lighter) areas. (b) A mixture of *banana-shaped* distribution can substantially reduce the number of mixture components required to represent the distribution, thanks to its capacity to adapt to the local curvature. (c) A mixture of Gaussians with the same number of components would not be able to cover the distribution as well. Here, for illustrating our point, fewer components than required were used. Zero-avoiding properties of $D_{\text{KL}}(q||p)$ is visible here, as no mass of q is assigned where \tilde{p} has none.

A. Transformations

a) *Forward kinematics (FK)*: One of the most common transformation used in robotics is forward kinematics, computing poses (position and orientation) of links given the robot configuration \mathbf{x} . Using Variational inference with a mixture of Gaussians was already proposed in [1] to find all the distribution of configurations of a 10 DoF planar robot where the end link is closed to a target.

Forward kinematics can also be computed in several task-spaces, associated with objects of interest [15].

b) *Center of Mass (CoM)*: From the forward kinematics of the center of mass of each link and their mass, it is possible to compute the center of mass (CoM) of the robot. To satisfy static equilibrium, the CoM should be on top of the support polygons.

c) *Distance*: A *relative distance space* is proposed in [16]. It computes the distances from multiple virtual points on the robot to other objects of interests (targets, obstacles). It is useful when considering an environment with obstacles and provides an alternative or complement to forward kinematics.

d) *Steps of Jacobian pseudo-inverse*: Precise kinematics constraints imply a very correlated $\tilde{p}(\mathbf{x})$ from which it is difficult to sample and represent as a mixture of Gaussians. In the extreme case of hard kinematics constraints, the solutions are on a low dimensional manifold embedded in configuration space. Dedicated methods address the problem of representing [17] or sampling this manifold [18]. In [19], a *projection* strategy is proposed. Configurations are sampled randomly and projected back using an iterative process. We propose a similar approach where the projection operator \mathcal{P}_N would be used as transformation \mathcal{T}^m . Inverse kinematics

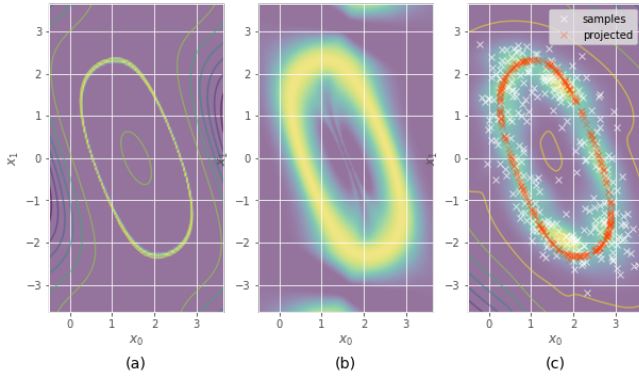


Fig. 2. Precise forward kinematics objectives often create a very correlated distribution of joint angles, which is difficult to sample from or to estimate as a Mixture of Gaussians. (a) Joint distribution of a 2 joints robot whose end-effector should stay on a line. The colormap represents $\exp(-c(\mathbf{x}))$ and the lines are isolines of $c(\mathbf{x})$. Probability mass is located in yellow (or lighter) areas. (b) Distribution of points from which two iterations of IK leads to distribution (a) (c) Its approximation as a mixture of Gaussians with samples and projected samples with two iterations.

problems are typically solved iteratively with

$$\mathcal{P}(\mathbf{x}) = \mathbf{x} + J(\mathbf{x})^\dagger(\hat{\mathbf{p}} - \mathbf{F}(\mathbf{x})) \quad (21)$$

where $\hat{\mathbf{p}}$ is the target and $J(\mathbf{x})^\dagger$ is the Moore-Penrose pseudo-inverse of the Jacobian. This relation is derivable and can be applied recursively

$$\mathcal{P}_0(\mathbf{x}) = \mathcal{P}(\mathbf{x}) \quad (22)$$

$$\mathcal{P}_{n+1}(\mathbf{x}) = \mathcal{P}(\mathcal{P}_{n-1}(\mathbf{x})). \quad (23)$$

Then, the distribution

$$p_m(\mathbf{x}) \propto \mathcal{N}(\mathcal{P}_N(\mathbf{x}) | \hat{\mathbf{p}}, \sigma \mathbf{I}) \quad (24)$$

is the distribution of configurations which converge in N steps to $\mathcal{N}(\hat{\mathbf{p}}, \sigma \mathbf{I})$, see Fig. 2. Thanks to the very good convergence of the iterative process (21), σ can be set very small. However this approach has a similar, but less critical, problem as [19]. The *approximate distribution* $q(\mathbf{x}; \boldsymbol{\lambda})$ will be slightly biased toward zones where the forward kinematics is close to linear (constant Jacobian), which are those where more mass converge to the manifold.

With high DoF robots, it might be computationally expensive to run iteration steps inside the *stochastic gradient optimization* and propagate the gradient. Another approach would be to define heuristically, or learn, $\boldsymbol{\Sigma}_h$ such that $\mathcal{N}(\mathbf{x} | \hat{\mathbf{p}}, \sigma \mathbf{I} + \boldsymbol{\Sigma}_h)$ is close to $\mathcal{N}(\mathcal{P}_N(\mathbf{x}) | \hat{\mathbf{p}}, \sigma \mathbf{I})$.

B. Distributions

We present several distribution that can be used as cost on the transformations.

a) Multivariate normal distribution (MVN): An obvious choice for forward kinematics objective if Gaussian or Multivariate normal distribution (MVN). Its log-likelihood is quadratic, making it compatible with standard inverse kinematics and optimal control techniques,

$$p_{\text{MVN}}(\mathbf{X} | \boldsymbol{\mu}, \boldsymbol{\Sigma}) \propto \exp\left(-\frac{1}{2}(\mathbf{x} - \boldsymbol{\mu})^\top \boldsymbol{\Sigma}^{-1}(\mathbf{x} - \boldsymbol{\mu})\right), \quad (25)$$

where $\boldsymbol{\mu}$ is the location parameter and $\boldsymbol{\Sigma}$ the covariance matrix.

b) Matrix Bingham-von Mises-Fisher distribution (BMF): To cope with orientation, for example as rotation matrix, Matrix Bingham-von Mises-Fisher distribution (BMF) [20] can be used. Its normalizing constant is intractable and required approximation [21], which is not a problem in our case, as we integrate over robot configurations. Its density

$$p_{\text{BMF}}(\mathbf{X} | \mathbf{A}, \mathbf{B}, \mathbf{C}) \propto \exp(\text{tr}(\mathbf{C}^\top \mathbf{X} + \mathbf{B} \mathbf{X}^\top \mathbf{A} \mathbf{X})), \quad (26)$$

has a linear and a quadratic term and can be written as an MVN with a particular structure of the covariance matrix. Correlations between rotations can be represented with this distribution. Rewritten as an MVN, it is possible to create a joint distribution of position and rotation matrices that also encodes correlations between them.

c) Cumulative distribution function (CDF): Inequality constraints, such as static equilibrium, obstacles or joint limits can be treated using cumulative distribution function

$$p(x \leq b), \quad \text{where } x \sim \mathcal{N}(\mathcal{T}(\mathbf{x}), \sigma^2) \quad (27)$$

where $\mathcal{T}(\mathbf{x})$ is a scalar. For example for half-plane constraints, $\mathcal{T}(\mathbf{x})$ could be $\mathbf{w}^\top \mathbf{x}$ or for joint limits on first joint $\mathcal{T}(\mathbf{x}) = x_0$.

The use of the CDF makes the objectives continuous and allows to consider a safety margin determined by σ .

Obstacles constraints might be impossible to compute exactly and require collision checking techniques [22]. We note, that due to the stochastic optimization, our approach is compatible with stochastic approximation of the collision related cost, which might fasten the computation a lot.

d) Uni-Gauss: To represent hierarchy between multiple tasks in our framework, we propose to use uni-Gauss experts [2]. It combines the distribution defining a non-primary objective p_m with a uniform distribution

$$p_{\text{UG},m}(\mathbf{x}) = \pi_m p_m(\mathbf{x}) + \frac{1 - \pi_m}{c}, \quad (28)$$

which means that each objective has a probability p_m to be fulfilled or not. It can also be interpreted as a cost of $\log(1 - \pi_m)$ penalizing the neglect of task m .

Classical prioritized approaches [23] exploit spatial or temporal redundancies of the robot to achieve multiple tasks simultaneously. They use a null-space projection matrix, such that commands required to solve a secondary task do not influence the primary task. As our tasks are defined as distributions, we do not necessarily need redundancies. As each non-primary tasks has a probability to be abandoned, approximating the PoE would evaluate if there is sufficient mass at the intersection of the objective.

There are two possible ways of estimating $\tilde{p}(\mathbf{x})$ in case of Uni-Gauss experts. If the number of tasks is small, we can introduce, for each task m , a binary random variable indicating if the task is fulfilled or not. For each combination of these variable, we can then compute $\tilde{p}(\mathbf{x})$. The ELBO can be used to estimate the relative mass of each of these

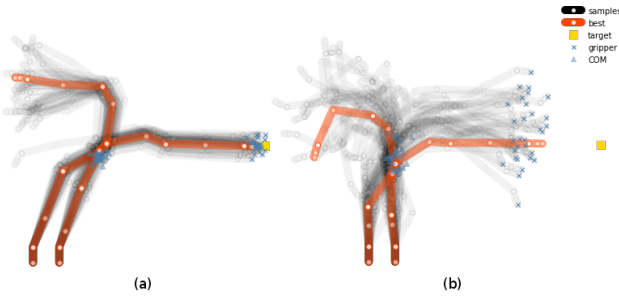


Fig. 3. Distribution of poses satisfying static equilibrium, joint limits, and left gripper IK objectives. Feet are reprojected to their exact location using 3 Newton’s method steps. (a) No hierarchy between the different objectives. (b) Left gripper is set as a secondary objective using Uni-Gauss expert. Given that the secondary objective has some probability not to be fulfilled, there is more mass in the intersection of the other constraints that in the intersection of all.

combinations, as done in model selection. For example, if the tasks are not compatible, their product would have a very small mass, as compared to the primary task. In the case of numerous objective, this approach becomes computationally expensive because of the growing number of combinations; we can instead marginalize these variables and we fall back on (28). For practical reasons of flat gradients, the uniform distribution can be implemented as a distribution of the same family as p_m with a higher variance, that changes across optimization.

Fig. 3 (a) shows an example where forward kinematics objectives are given for the feet and a hand while static balance has to be ensured.

V. APPLICATIONS

A. Learning objectives

If it seems intuitive to choose the transformations needed to represent, for a given task, a desired joint distribution, choosing experts parameters $\theta_1, \dots, \theta_M$ could be complex if not infeasible. These parameters can be learned by providing samples of possible desired configurations, for example through kinesthetic teaching. From a given dataset of robot configurations \mathbf{X} , maximum likelihood (or maximum a posteriori) of the untractable distribution $p(\mathbf{x}|\theta_1, \dots, \theta_M)$ should be computed. It can be done using gradient descent techniques [2] with

$$\frac{\partial \log p(\mathbf{x}|\theta_1, \dots, \theta_M)}{\partial \theta_m} = \quad (29)$$

$$\frac{\partial \log p_m(\mathbf{x}|\theta_m)}{\partial \theta_m} - \frac{\partial \log \mathcal{C}(\theta_1, \dots, \theta_M)}{\partial \theta_m} = \quad (30)$$

$$\frac{\partial \log p_m(\mathbf{x}|\theta_m)}{\partial \theta_m} - \int_c p(c|\theta_1, \dots, \theta_M) \frac{\partial \log p_m(c|\theta_m)}{\partial \theta_m} dc. \quad (31)$$

Computing a step of gradient requires to compute an expectation under the untractable distribution $p(\mathbf{x}|\theta_1, \dots, \theta_M)$ which makes the process computationally expensive. In [24],

using a few sampling steps initialized at the data distribution \mathbf{X} is proposed. Unfortunately this approach fails when $p(\mathbf{x}|\theta_1, \dots, \theta_M)$ has multiple modes. The few sampling steps never move between modes which results in the incapacity of estimating their relative mass. *Wormholes* have been proposed as a solution [25], but are algorithmically restrictive.

Instead, we propose to use VI with the mixture distribution as presented to approximate $p(\mathbf{x}|\theta_1, \dots, \theta_M)$. The training process thus alternate between minimizing $D_{KL}(q||p)$ with current p and using current q to compute the gradient (31). q can either be used as an importance sampling distribution or directly if expressive enough to represent p . The mass of the modes is directly encoded as π_k which makes it much more easy to evaluate than moving samples.

This process seems overly complex compared to directly encode $p(\mathbf{x})$, for example as a mixture or a non-parametric density. However, it offers a lot of advantages, especially when we have access only to small datasets and very good generalization capabilities are required.

- Simple and compact explanation can be found for complex distribution. For example, to learn directly the distribution shown in Fig. 1, a lot of samples spanning the whole distribution would be required. Finding a simple explanation under a known transformation, following Occam’s razor principle, allow to increase generalization capabilities. Very sharp and precise distributions could be obtained with a very limited number of parameters.
- Domain specific a priori knowledge can be included in the form of particular transformations and experts, which would reduce the need for data. More complex transformations can still be learned, if more data is available and more complex objectives are implied.
- The model is more structured and interpretable for a human user. It could facilitate interactive or active learning procedure.

B. Planning

Sampling-based robot motion planning [22] requires to sample configurations in obstacle-free space and possibly satisfying other constraints. One of the difficulty, especially with precise constraints and in high dimension space, is to generate those samples, which cannot be done with standard rejection sampling approaches. Uniform sampling and projection into the constraint is proposed in [19] and dedicated approaches for closed chain are proposed in [17] [18]. Variational methods can be interesting when high dimension configuration spaces are involved, as they are known to scale better than sampling.

Another challenge of sampling-based planning is to make sure that the space is well covered, ensuring good connectivity. This is indeed a general problem of MCMC methods when approximating a distribution. Using a mixture model, it is easier to assess for connectivity as the existence of common mass between components. The overlap between

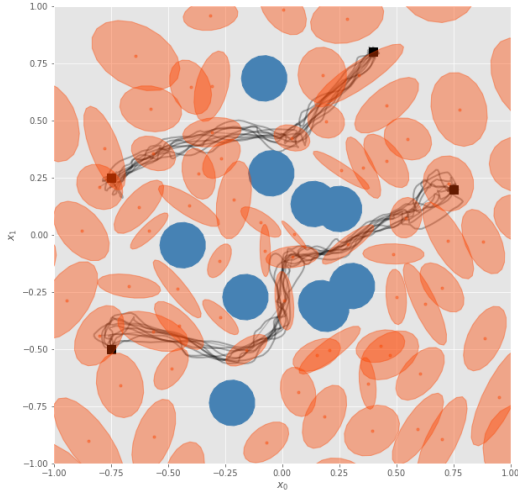


Fig. 4. A mixture of $K = 100$ Gaussians (orange) is used to approximate $\mathcal{N}(\mathbf{0}, \mathbf{I})$ in 2D, where the additional cost of the probability of being inside of the obstacles (blue) is added as (27). A graph of distances between the components is computed converting (32) to positive values only. Shortest path algorithms in graph are used to compute a sequence of components from given initial and final points (black square). Linear quadratic tracking is used to drive a second order integrator between these points. Expect final target objective, the log-likelihood of the components (quadratic) along the sequence is used as state cost on \mathbf{x} . The linear-Gaussian LQT policy is then sampled to compute path (black lines). If this approach may still hit obstacles or be non-optimal, it can at least be used to warm-start a trajectory or policy optimization, which typically suffer from poor local minima.

two components k and l can be computed for example with

$$a_{kl} = \int_{\mathbf{x}} q_k(\mathbf{x}; \lambda_k) q_l(\mathbf{x}; \lambda_l) d\mathbf{x}, \quad (32)$$

which is closed-form in case of Gaussian components. Due to the zero avoiding properties of VI, if the components have some common mass, it is very likely that they are connected.

Sampling-based planning also requires a local planner to drive the robot between two given states. A formulation, where the states would be defined as the Gaussian mixture components, would allow using common and efficient optimal control techniques such as *linear quadratic tracking* (LQR) for local planning. The idea is illustrated in Fig. 4. More developments and evaluation will be presented in a future work.

C. Warm-starting inverse kinematics

Inverse kinematics problems are typically solved with iterative techniques that are subject to local optimum and benefit from good initialization. It often arises that the poses we find should satisfy general, task-specific and goal-specific constraints. For example, a humanoid can achieve a wide range of tasks with its hands while constantly keeping its feet on the ground and ensuring balance. To be able to warm-start the optimization of all the constraints together, it would be beneficial to pre-compute the distribution of poses, already satisfying the general constraints.

If Gaussian components are used, a nice property is to be able to compute the intersection of objectives without further optimization. Let's say we have $q_A(\mathbf{x}; \lambda)$ approximating

the distribution of poses satisfying the set of objectives A , defined by the untractable distribution $\tilde{p}_A(\mathbf{x})$ and $q_B(\mathbf{x}; \lambda)$ for the set B . We can directly compute $q_{A \cap B}(\mathbf{x}; \lambda)$, the distribution configurations satisfying both sets as a product of mixtures of Gaussians which is itself of mixture of Gaussians [26].

REFERENCES

- [1] O. Arenz, G. Neumann, and M. Zhong, "Efficient gradient-free variational inference using policy search," in *Proc. Intl Conf. on Machine Learning (ICML)*, ser. Proceedings of Machine Learning Research, J. Dy and A. Krause, Eds., vol. 80. Stockholmssan, Stockholm Sweden: PMLR, 10–15 Jul 2018, pp. 234–243.
- [2] G. E. Hinton, "Products of experts," 1999.
- [3] T. Chen, E. Fox, and C. Guestrin, "Stochastic gradient hamiltonian monte carlo," in *Proc. Intl Conf. on Machine Learning (ICML)*, 2014, pp. 1683–1691.
- [4] C. Smnchiescu, M. Welling, and G. Hinton, "A mode-hopping mcmc sampler," Technical Report CSRG-478, University of Toronto, submitted to Machine , Tech. Rep., 2003.
- [5] M. J. Wainwright, M. I. Jordan *et al.*, "Graphical models, exponential families, and variational inference," *Foundations and Trends® in Machine Learning*, vol. 1, no. 1–2, pp. 1–305, 2008.
- [6] T. Salimans, D. A. Knowles *et al.*, "Fixed-form variational posterior approximation through stochastic linear regression," *Bayesian Analysis*, vol. 8, no. 4, pp. 837–882, 2013.
- [7] R. Ranganath, S. Gerrish, and D. Blei, "Black box variational inference," in *Artificial Intelligence and Statistics*, 2014, pp. 814–822.
- [8] D. P. Kingma and J. Ba, "Adam: A method for stochastic optimization," *arXiv preprint arXiv:1412.6980*, 2014.
- [9] D. J. Rezende and S. Mohamed, "Variational inference with normalizing flows," in *Proceedings of the 32nd International Conference on International Conference on Machine Learning-Volume 37*. JMLR. org, 2015, pp. 1530–1538.
- [10] M. Opper and C. Archambeau, "The variational gaussian approximation revisited," *Neural computation*, vol. 21, no. 3, pp. 786–792, 2009.
- [11] C. M. Bishop, N. D. Lawrence, T. Jaakkola, and M. I. Jordan, "Approximating posterior distributions in belief networks using mixtures," in *Advances in Neural Information Processing Systems (NIPS)*, 1998, pp. 416–422.
- [12] A. C. Miller, N. J. Foti, and R. P. Adams, "Variational boosting: Iteratively refining posterior approximations," 2017, pp. 2420–2429.
- [13] F. Guo, X. Wang, K. Fan, T. Broderick, and D. B. Dunson, "Boosting variational inference," *arXiv preprint arXiv:1611.05559*, 2016.
- [14] H. Haario, E. Saksman, and J. Tamminen, "Adaptive proposal distribution for random walk metropolis algorithm," *Computational Statistics*, vol. 14, no. 3, pp. 375–396, 1999.
- [15] S. Calinon, "A tutorial on task-parameterized movement learning and retrieval," *Intelligent Service Robotics*, vol. 9, no. 1, pp. 1–29, 2016.
- [16] Y. Yang, V. Ivan, and S. Vijayakumar, "Real-time motion adaptation using relative distance space representation," in *Proc. Intl Conf. on Advanced Robotics (ICAR)*. IEEE, 2015, pp. 21–27.
- [17] C. Voss, M. Moll, and L. E. Kavrak, "Atlas+ x: Sampling-based planners on constraint manifolds," Tech. Rep., 2017.
- [18] Y. Zhang, K. Hauser, and J. Luo, "Unbiased, scalable sampling of closed kinematic chains," in *Proc. IEEE Intl Conf. on Robotics and Automation (ICRA)*. IEEE, 2013, pp. 2459–2464.
- [19] D. Berenson, S. Srinivasa, and J. Kuffner, "Task space regions: A framework for pose-constrained manipulation planning," *The International Journal of Robotics Research*, vol. 30, no. 12, pp. 1435–1460, 2011.
- [20] C. Khatri and K. Mardia, "The von mises-fisher matrix distribution in orientation statistics," *Journal of the Royal Statistical Society. Series B (Methodological)*, pp. 95–106, 1977.
- [21] A. Kume, S. Preston, and A. T. Wood, "Saddlepoint approximations for the normalizing constant of fisher-bingham distributions on products of spheres and stiefel manifolds," *Biometrika*, vol. 100, no. 4, pp. 971–984, 2013.
- [22] M. Elbanhawi and M. Simic, "Sampling-based robot motion planning: A review," *Ieee access*, vol. 2, pp. 56–77, 2014.
- [23] Y. Nakamura, H. Hanafusa, and T. Yoshikawa, "Task-priority based redundancy control of robot manipulators," *The International Journal of Robotics Research*, vol. 6, no. 2, pp. 3–15, 1987.

- [24] G. E. Hinton, "Training products of experts by minimizing contrastive divergence," *Neural computation*, vol. 14, no. 8, pp. 1771–1800, 2002.
- [25] M. Welling, A. Mnih, and G. E. Hinton, "Wormholes improve contrastive divergence," in *NIPS*, 2004, pp. 417–424.
- [26] M. J. F. Gales and S. S. Airey, "Product of gaussians for speech recognition," *Computer Speech and Language*, vol. 20, no. 1, pp. 22–40, jan 2006.