

Rate-Distortion-Memory Trade-offs in Heterogeneous Caching Networks

Parisa Hassanzadeh, Antonia M. Tulino, Jaime Llorca, Elza Erkip

Abstract

Mobile network operators are considering caching as one of the strategies to keep up with the increasing demand for high-definition wireless video streaming. By prefetching popular content into memory at wireless access points or end user devices, requests can be served locally, relieving strain on expensive backhaul. In addition, using network coding allows the simultaneous serving of distinct cache misses via common coded multicast transmissions, resulting in significantly larger load reductions compared to those achieved with traditional delivery schemes. Most prior works do not exploit the properties of video and simply treat content as fixed-size files that users would like to fully download. Our work is motivated by the fact that video can be coded in a scalable fashion and that the decoded video quality depends on the number of layers a user is able to receive in sequence. Using a Gaussian source model, caching and coded delivery methods are designed to minimize the squared error distortion at end user devices in a rate-limited caching network. Our framework is very general, and accounts for heterogeneous cache sizes, video popularity distributions and user-file play-back qualities. As part of our solution, a new decentralized scheme for lossy cache-aided delivery subject to a given set of preset user distortion targets is proposed, which further generalizes prior literature to a setting with file heterogeneity.

Index Terms

Caching networks, coded multicast, scalable coding, successive refinement, distributed lossy source coding

I. INTRODUCTION

With the recent explosive growth in cellular video traffic, wireless operators are heavily investing in making infrastructural improvements such as increasing base station density and offloading traffic

This work has been supported in part by NSF under grant #1619129 and in part by NYU WIRELESS Industrial Affiliates Program. This paper was presented in part at Allerton 2015 [1].

P. Hassanzadeh and E. Erkip are with the ECE Department of New York University, Brooklyn, NY. Email: {ph990, elza}@nyu.edu

J. Llorca and A. Tulino are with Bell Labs, Nokia, Holmdel, NJ, USA. Email: {jaime.llorca, a.tulino}@nokia.com

A. Tulino is with the DIETI, University of Naples Federico II, Italy. Email: {antoniamaria.tulino}@unina.it

to Wi-Fi. Caching is a technique to reduce traffic load by exploiting the high degree of asynchronous content reuse and the fact that storage is cheap and ubiquitous in today's wireless devices [2]. During off-peak periods when network resources are abundant, popular content can be stored at the wireless edge, so that peak hour demands can be met with reduced access latencies and bandwidth requirements.

The simplest form of caching is to store the most popular video files at every edge cache [3]. Requests for popular cached files can then be served locally, while cache misses need to be served by the base station, achieving what is referred to as a local caching gain. However, replicating the same content on many devices can result in an inefficient use of the aggregate cache capacity [4]. In fact, recent studies [5]–[8] have shown that making users store different portions of the video files creates coded multicast opportunities that enable a global caching gain. In [8], the memory-rate trade-off for the worst-case and average demand is characterized within a factor of two of an information theoretic lower bound for uniformly popular files. Caching networks have been extended to various settings including setting with random demands [7], [9], online caching [10], noisy channels [11], and correlated content [12], [13]. A comprehensive review of existing work on caching networks can be found in [14].

While existing work on wireless caching is motivated by video applications, the majority do not exploit specific properties of video in the caching and delivery phases. The cache-aided delivery schemes available in literature are based on fixed-to-variable source encoding, designed to minimize the aggregate rate on the shared link so that the requested files are recovered in a lossless manner [5]–[8]. However, all video coders allow for lossy recovery [15]. In particular, in scalable video coding (SVC) [16], video files are encoded into layers such that the base layer contains the lowest quality level and additional enhancement layers allow successive improvement of the video streaming quality. SVC strategies are especially suitable for heterogeneous wired and wireless networks, since they encode video into a scalable bitstream such that videos of lower qualities, spatial resolutions, and temporal resolutions can be generated by simply truncating the scalable bitstream. This scalability accommodates network requirements such as bandwidth limitations, user device capability, and quality-of-service restrictions in video streaming applications [17].

In this work, we consider a lossy cache-aided network where the caches are used to enhance file (e.g. video) reconstruction quality at user devices. We consider a scenario in which users store compressed files at different encoding rates (e.g., video layers in SVC). Upon delivery of requests, depending on the available network resources, users receive additional layers that successively refine the reconstruction

quality. By exploiting scalable compression, we investigate the fundamental limits in caching networks with throughput limitations. We allow users to have different preferences in reconstruction quality for each library file, and assume that files have possibly different distortion-rate functions. These assumptions further account for the diversity of multimedia applications being consumed in wireless networks (e.g., YouTube videos vs 3D videos or augmented reality applications), and with respect to requesting users' device capabilities (e.g., 4K vs 1080p resolution). Our goal is to design caching schemes that, for a given broadcast rate, minimize the average distortion experienced at user devices.

A. Related Work

We study a lossy caching network where receivers are connected to the sender through a shared rate-limited link, and the caching and delivery strategies are designed to minimize the expected distortion across the network for a given broadcast rate. Most literature considers lossless recovery of files with the goal of minimizing the total rate transmitted over the shared link, in order to recover all requested fixed-size video files in whole [5]–[8], [18].

There are only a few works that study the lossy cache-aided broadcast network [19]–[21]. In [19] the authors study the delivery rate, cache capacity and reconstruction distortion trade-offs in a network with arbitrarily correlated sources for the single-user network and some special cases of a two-user problem. Similarly to this paper, [20] and [21] assume successively refinable sources in a setting where receivers have heterogeneous distortion requirements. In [20], the authors study the problem of minimizing the worst-case delivery rate for Gaussian sources and heterogeneous distortion requirement at the users. They characterize the optimal delivery rate for the two-file two-user case, and propose efficient centralized and decentralized caching schemes based on successive refinement coding for the general case. The work in [21] extends [20] to a setting where the server not only designs the users' cache contents, but also optimizes their cache sizes subject to a total cache memory budget.

B. Contributions

Our work differs from [19]–[21] in a number of ways. Compared to [19] which considers a single-cache network, we have a large network with arbitrary number of receivers, each equipped with a cache memory of different capacity. The works in [20], [21] minimize the worst-case rate transmitted over the broadcast link for a set of predetermined reconstruction distortion requirements at each user, while

we minimize the expected distortion across the network subject to a given broadcast rate for a more general setting as elaborated below. Our main contributions are summarized as follows:

- 1) We formulate the problem of efficient lossy delivery of sources over a heterogeneous rate-limited broadcast caching network via information-theoretic tools, and study the trade-off between user cache sizes, broadcast rate and the expected reconstruction distortion across users and demands.
- 2) We allow for sources to have different distortion-rate functions, and for users to have different cache sizes and different demand distributions. As mentioned earlier, the works in [20], [21] consider fixed reconstruction distortion requirements at each user for all files in the library, and minimize the delivery rate. As a means to studying the rate-distortion-memory trade-off in our setting, we also provide a solution to a generalized version of the problem considered in [20], which is further explained in Contribution 5.
- 3) We propose a class of cache-aided delivery schemes, in which, to limit the computational complexity and reduce the communication overhead, the sender only takes into account users' local cached content during the delivery phase, and generates the multicast codeword independently for each receiver without exploring multicast coding opportunities. We refer to this scheme, presented in Sec. III, as the *Local Caching-aided Unicast (LC-U)* scheme. We show that the optimal caching policy in LC-U admits a reverse water-filling type solution, which can be implemented locally and independently across users, without the need of global coordination.
- 4) We propose another class of schemes in Sec. IV referred to as the *Cooperative Caching-aided Coded Multicast (CC-CM)* scheme. In CC-CM, the sender designs the caching and delivery phases jointly across all receivers based on global network knowledge (user cache contents and demand distributions, and file rate-distortion functions), and compresses the files accordingly. In this scheme global network knowledge is used to fill user caches and to construct codes that fully exploit the multicast nature of a wireless system. We show that using coded multicast in CC-CM offers notable performance improvements over LC-U in terms of average file reconstruction distortion.
- 5) As a means to designing the CC-CM scheme, we solve a generalization of the problem studied in [20] to (i) files having different distortion-rate functions, and (ii) users having different reconstruction distortion targets for each library file. We propose an achievable scheme based on a generalization of the scheme proposed in [7] to a setting with heterogeneous cache sizes, demand distributions, and where users are interested in receiving possibly degraded versions (different-

length portions) of a given file in the library. We derive an upper bound on the rate-memory trade-off for any given user demand combination as well as for the expected rate-memory trade-off, and use the results to solve our problem of interest in this paper. When specialized to the setting in [20], our results show that our proposed scheme achieves equal or better worst-case delivery rate compared to the decentralized scheme proposed in [20].

II. SYSTEM MODEL AND PROBLEM STATEMENT

A. Source Model

Consider a library composed of N independent files indexed by $\{1, \dots, N\}$ and generated by an N -component memoryless source (N-MS) over finite alphabets $\mathcal{W}_1, \dots, \mathcal{W}_N$ with a pmf $p(w_1, \dots, w_N) = p(w_1) \dots p(w_N)$. For a block length F , file $n \in [N]^1$ is represented by a sequence $W_n^F = (W_{n1}, \dots, W_{nF})$, where $W_n^F \in \mathcal{W}_n^F$. For a given reconstruction alphabet $\widehat{\mathcal{W}}_n$, an estimate of file W_n^F , $n \in [N]$, is represented by $\widehat{W}_n^F \in \widehat{\mathcal{W}}_n^F$, and the distortion between the file and its reconstruction is measured by a single letter distortion function $D_n : \mathcal{W}_n \times \widehat{\mathcal{W}}_n \rightarrow \mathbb{R}^+$, as $D_n(W_n^F, \widehat{W}_n^F) = \frac{1}{F} \sum_{i=1}^F D_n(W_{n,i}, \widehat{W}_{n,i})$.

We consider successively refinable sources, as defined in [22], where each source can be compressed in multiple stages such that the optimal distortion is achieved at each stage without incurring rate loss relative to its single-description representation. Specifically, in the case of two stages, consider a first description of the file W_n^F compressed at rate $R^{(1)}$ bits/source-sample incurring distortion $D^{(1)}$, and an additional description that is compressed at rate $R^{(2)} - R^{(1)}$ bits/source-sample, such that the reconstruction resulting from the two-stage description has distortion $D^{(2)} \leq D^{(1)}$. Then, the underlying N-MS is successively refinable if it is possible to construct codes such that $D^{(1)} = D(R^{(1)})$ and $D^{(2)} = D(R^{(2)})$, where $D(R)$ denotes the source distortion-rate function. This suggests that the descriptions at each stage are optimal and the distortion-rate limit at both stages can be simultaneously achieved.

Without loss of generality, for ease of exposure and analytical tractability, and based on the fact that Gaussian sources with squared error distortion are successively refinable, we assume that the source distribution is Gaussian with variance σ_n^2 and distortion-rate function $D_n(r) = \sigma_n^2 2^{-2r}$ [23]. Note that the compression setting considered in this paper is applicable to a video streaming application, in which

¹ $[n]$ denotes the discrete set of integers from 1 to n , i.e., $[n] \triangleq \{1, \dots, n\}$.

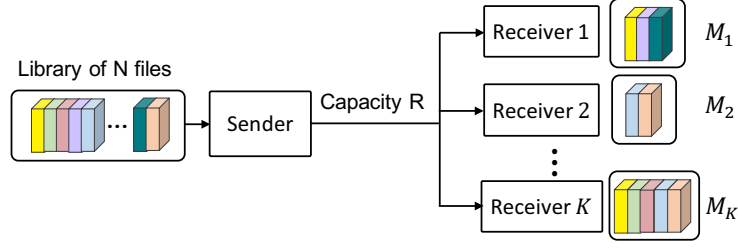


Fig. 1: Caching is used for reducing the distortion of requested content in a broadcast network.

each file represents a video segment compressed using SVC [16]. In SVC, the single-stream video is encoded into multiple components, referred to as *layers*, such that the scalable video content is a combination of one *base layer* and multiple additional *enhancement layers*. The base layer contains the lowest spatial, temporal and quality representation of the video, while enhancement layers can improve the quality of the video file reconstructed at the receiver. Note that an enhancement layer is useless unless the receiver has access to the base layer and all preceding enhancement layers. The reconstructed video quality (distortion) in SVC depends on the total number of layers received in sequence.

B. Cache-Aided Content Distribution Model

Consider a cache-aided broadcast system, where one sender (e.g., base station) is connected through an error-free rate-limited shared link to K receivers (e.g., access points or user devices). The sender has access to a content library generated by an N -MS source as described in Sec. II-A. Receiver $k \in [K]$ has a cache of size M_k bits/sample, or equivalently, $M_k F$ bits, as shown in Fig. 1. Receiver $k \in [K]$ requests files from the library independently according to a demand distribution $\mathbf{q}_k = (q_{k,1}, \dots, q_{k,N})$, assumed to be known at the sender, where $q_{k,n} \in [0, 1]$ for all $n \in [N]$, $\sum_{n=1}^N q_{k,n} = 1$, and $q_{k,n}$ denotes the probability that receiver k requests file n .

The cache-aided content distribution system operates in two phases:

- (i) *Caching Phase*: The caching phase occurs during a period of low network traffic. In this phase, all receivers have access to the entire library for filling their caches. Designing the cache content can be done locally by the receivers based on their local information, or globally in a cooperative manner either directly by the sender, or by the receiver itself based on information from the overall network. As in [5]–[7], [18], we assume that library files and their popularity change at a much slower time-scale compared to the file delivery time-scale, and we neglect the resource requirements associated with the cache-update process.

(ii) *Delivery Phase*: After completion of the caching phase, only the sender has access to the library and the network is repeatedly used in a time slotted fashion. At the beginning of each time slot, the sender is informed of the demand realization vector, denoted by $\mathbf{d} = (d_1, \dots, d_K) \in \mathfrak{D} \equiv [N]^K$, where $d_k \in [N]$ denotes the index of the file requested by receiver $k \in [K]$.

The goal of this paper is to design caching and delivery strategies, referred to as *caching schemes*, that result in the lowest expected distortion across the network, taken over the source distribution and demand distributions, under the condition that the rate (measured in bits/sample as defined in (1)) required to satisfy the demand is within a given rate budget R , for given receiver cache capacities M_1, \dots, M_K . As a result, when a file from the library is requested, we allow for different versions of the file, encoded at different rates and with different reconstruction distortions, to be delivered to the receivers.

More formally, the caching scheme is composed of the following components:

- **Cache Encoder**: The cache encoder at the sender computes the content to be cached at receiver $k \in [K]$, denoted by Z_k , using a function $f_k^{\mathfrak{C}} : \prod_{n=1}^N \mathcal{W}_n^F \rightarrow [1 : 2^{M_k F})$ as $Z_k = f_k^{\mathfrak{C}}(\{W_n^F\}_{n=1}^N)$.
- **Multicast Encoder**: During the delivery phase, the sender is informed of the demand realization $\mathbf{d} = (d_1, \dots, d_K) \in \mathfrak{D}$. The sender uses the function $f^{\mathfrak{M}} : \mathfrak{D} \times \prod_{n=1}^N \mathcal{W}_n^F \times \prod_{k=1}^K [1 : 2^{M_k F}) \rightarrow \mathcal{Y}^{\star 2}$ to compute and transmit a multicast codeword $Y_{\mathbf{d}} = f^{\mathfrak{M}}(\mathbf{d}, \{W_n^F\}_{n=1}^N, \{Z_k\}_{k=1}^K)$ over the link.
- **Multicast Decoders**: Receiver $k \in [K]$ uses a mapping $g_k^{\mathfrak{M}} : \mathfrak{D} \times \mathcal{Y}^{\star} \times [1 : 2^{M_k F}) \rightarrow \widehat{\mathcal{W}}_{d_k}^F$ to reconstruct its requested file using its cached content Z_k and the received multicast codeword $Y_{\mathbf{d}}$, as $\widehat{W}_{d_k}^F = g_k^{\mathfrak{M}}(\mathbf{d}, Y_{\mathbf{d}}, Z_k)$.

For a given demand $\mathbf{d} \in \mathfrak{D}$, the rate transmitted over the shared link, $R_{\mathbf{d}}^{(F)}$, is defined as

$$R_{\mathbf{d}}^{(F)} = \frac{\mathbb{E}[L(Y_{\mathbf{d}})]}{F}, \quad (1)$$

where $L(Y)$ denotes the length (in bits) of the multicast codeword Y , and the expectation is over the source distribution. The expected distortion, over all demands, receivers and the source distribution, is defined as $D^{(F)} = \mathbb{E} \left[\frac{1}{K} \sum_{k=1}^K D_{d_k}(W_{d_k}^F, \widehat{W}_{d_k}^F) \right]$, which is a function of the cached content $\{Z_k\}$ and the multicast codeword $Y_{\mathbf{d}}$. For example, the expected distortion of Gaussian sources is given by

$$D^{(F)} = \mathbb{E} \left[\frac{1}{K} \sum_{k=1}^K \sigma_{d_k}^2 2^{-2 \text{Eff}(M_k, d_k, R_k, \mathbf{d})} \right], \quad (2)$$

²We use \star to denote variable length.

where M_{k,d_k} is the size (in bits/sample) of receiver k 's cache assigned to storing file d_k , $R_{k,\mathbf{d}}$ is the total rate (in bits/sample) delivered to receiver k for demand \mathbf{d} , which we refer to as the *per-receiver* rate, and function $\text{Eff}(\cdot)$ determines the effective rate available to the receiver useful for reconstructing its requested file d_k , which we refer to as the *effective rate function*.

As shown in [5], due to the broadcast nature of the wireless transmitter in cache-aided networks, by capitalizing on the spatial reuse of the cached information several different demands can be satisfied with a single coded multicast transmission, resulting in global caching gains. Therefore, for a general caching scheme, the overall rate received by receiver $k \in [K]$ in demand \mathbf{d} , i.e., the per-receiver rate $R_{k,\mathbf{d}}$, can be different from the total rate multicasted over the shared link by the sender, $R_{\mathbf{d}}^{(F)}$. Furthermore, due to the successive refinability of the files, not all messages received and decoded by the receivers are useful for the reconstruction of requested files. Only the cached and received bits that are in sequence determine the reconstruction distortion, translating to the effective rate of $\text{Eff}(M_{k,d_k}, R_{k,\mathbf{d}})$ bits/sample.

Definition 1. For a given demand \mathbf{d} , a distortion-rate-memory tuple (D, R, M_1, \dots, M_K) is achievable if there exists a sequence of caching schemes for cache capacities M_1, \dots, M_K , and increasing file size F such that $\limsup_{F \rightarrow \infty} D^{(F)} \leq D$ and $\limsup_{F \rightarrow \infty} R_{\mathbf{d}}^{(F)} \leq R$.

Definition 2. The distortion-rate-memory region \mathfrak{R}^* is the closure of the set of achievable distortion-rate-memory tuples (D, R, M_1, \dots, M_K) , and the optimal distortion-rate-memory function is given by

$$D^*(R, \{M_k\}_{k=1}^K) = \inf \left\{ D : (D, R, M_1, \dots, M_K) \in \mathfrak{R}^* \right\}. \quad (3)$$

Later in Sec. V, in order to make the optimization problem in (26) tractable we use the expected multicast rate rather than the multicast rate defined in (1), defined as $\bar{R}^{(F)} = \mathbb{E}[R_{\mathbf{d}}^{(F)}]$, where the expectation is over the demand distribution.

III. LOCAL CACHING-AIDED UNICAST (LC-U) CONTENT DISTRIBUTION

In this section, we present LC-U, an achievable scheme that despite having its simplicity, serves as a benchmark for caching schemes that exploit coding opportunities during multicast transmissions, which are studied in Sec. IV. Furthermore, LC-U is useful in refining the multicast content distribution scheme of Sec. IV. LC-U determines the content to be placed in each receiver cache and the multicast codeword that is transmitted over the shared link with rate budget R (bits/sample) for each demand, independently

across the receivers. The multicast encoder is equivalent to K independent fixed-to-variable source encoders each depending only on the local cache of the corresponding receiver, resulting in K unicast transmissions. Let $\mathbf{M}_k = (M_{k,1}, \dots, M_{k,N})$ denote the *cache allocation* at receiver $k \in [K]$, i.e., the portion of memory designated to storing information from each file. LC-U operates as follows:

- (i) **Caching Phase:** Receiver $k \in [K]$ computes the optimal cache allocation that minimizes the expected distortion across the network, assuming that it will not receive further transmissions from the sender, i.e., $R_{k,\mathbf{d}} = 0$ for any $\mathbf{d} \in \mathfrak{D}$. Since receivers are not expecting to receive additional refinements during the delivery phase, each receiver caches content independently based on its own demand distribution. Receiver $k \in [K]$ solves the following convex optimization problem

$$\begin{aligned} \min \quad & \mathbb{E} \left[D_n(W_n^F, \widehat{W}_n^F) \right] = \sum_{n=1}^N q_{k,n} \sigma_n^2 2^{-2M_{k,n}} \\ \text{s.t.} \quad & \sum_{n=1}^N M_{k,n} \leq M_k, \\ & M_{k,n} \geq 0, \quad \forall n \in [N] \end{aligned} \quad (4)$$

resulting in a cache allocation given as

$$M_{k,n}^* = \left(\log_2 \sqrt{\frac{2 \ln(2q_{k,n}\sigma_n^2)}{\lambda_k^*}} \right)^+, \quad (5)$$

with λ_k^* such that $\sum_{n=1}^N M_{k,n}^* = M_k$, and $(x)^+$ is used to denote $\max\{x, 0\}$. The solution admits the well-known reverse water-filling form [23], in which receiver k only stores portions of those files that satisfy $q_{k,n}\sigma_n^2 \leq \frac{\lambda_k^*}{2 \ln 2}$; hence, $q_{k,n}M_{k,n}^* = \min\{\frac{\lambda_k^*}{2 \ln 2}, q_{k,n}\sigma_n^2\}$, as illustrated in Fig. 2.

- (ii) **Delivery Phase:** For a given demand realization $\mathbf{d} \in \mathfrak{D}$, the sender computes the optimal per-receiver delivery rates $R_{k,\mathbf{d}}$, $k = 1, \dots, K$, jointly across all the receivers in the network by solving the following problem

$$\begin{aligned} \min \quad & \frac{1}{K} \sum_{k=1}^K D_{d_k}(W_{d_k}^F, \widehat{W}_{d_k}^F) = \frac{1}{K} \sum_{k=1}^K \sigma_{d_k}^2 2^{-2(M_{k,d_k}^* + R_{k,\mathbf{d}})} \\ \text{s.t.} \quad & \sum_{k=1}^K R_{k,\mathbf{d}} \leq R, \\ & R_{k,\mathbf{d}} \geq 0, \quad \forall k \in [K] \end{aligned} \quad (6)$$

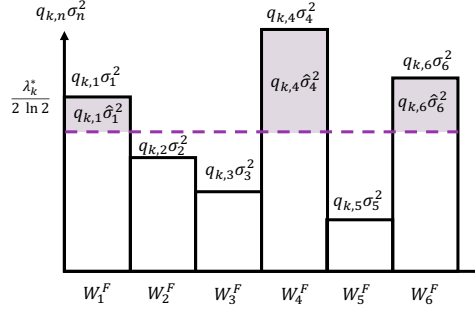


Fig. 2: Cache allocation at receiver k with the LC-U scheme in a network with $N = 6$ files, assuming independent Gaussian sources for shared link capacity $R = 0$.

which results in

$$R_{k,d}^* = \left(\log_2 \sqrt{\frac{2 \ln 2 (\sigma_{d_k}^2)}{\gamma_d^*}} - M_{k,d_k}^* \right)^+, \quad (7)$$

with γ_d^* chosen such that $\sum_{k=1}^K R_{k,d}^* = R$.

Remark 1. *The caching and delivery strategy described above are such that the receivers cache and receive sequential bits of successively refinable files. Hence, all bits transmitted to the receivers are useful for file reconstruction, i.e., the effective rate delivered to receiver $k \in [K]$ is $\text{Eff}(M_{k,d_k}^*, R_{k,d}^*) = M_{k,d_k}^* + R_{k,d}^*$. LC-U is a scalable coding scheme described by two layers, one base layer and one enhancement layer. During the caching phase receiver $k \in [K]$ stores the base layer of file $n \in [N]$ with rate $M_{k,n}$ bits/sample. In the delivery phase, the sender unicasts the enhancement layers of the requested files to the corresponding receivers with rates $R_{k,d}$, $k = 1, \dots, K$, using K disjoint multicast encoders.*

In LC-U, the caching process is decentralized and it does not require any coordination from the sender, since receivers fill their caches based on their own preferences, $\{q_{k,n}\}$, and file characteristics, $\{\sigma_n^2\}$. On the other hand, the requested files are delivered in a centralized manner. Using the cache placements at all receivers, the sender jointly optimizes the per-receiver rates.

IV. COOPERATIVE CACHING-AIDED CODED MULTICAST (CC-CM) CONTENT DISTRIBUTION

This section presents an achievable caching scheme, which we call the CC-CM scheme, that determines the cache allocations \mathbf{M}_k , $k = 1, \dots, K$, and the per-receiver delivery rates $R_{k,d}$, $k = 1, \dots, K$, jointly across all receivers and demand realizations $\mathbf{d} \in \mathfrak{D}$, and also uses the broadcast nature of the wireless transmitter. Generating the multicast codeword while taking into account the global information,

i.e., the cache content and demands of all receivers, results in more efficient transmissions over the shared link, which, in turn, reduces the expected reconstruction distortion. Our goal is to minimize the expected distortion across the network for a given rate budget R . To this end, we solve the following problem

$$\begin{aligned}
\min \quad & \mathbb{E} \left[\frac{1}{K} \sum_{k=1}^K \sigma_{d_k}^2 2^{-2 \text{Eff}(M_{k,d_k}, R_{k,\mathbf{d}})} \right] \\
\text{s.t.} \quad & R_{ach}(\mathbf{d}, \{M_{k,n}\}, \{R_{k,\mathbf{d}}\}) \leq R, \quad \forall \mathbf{d} \in \mathfrak{D} \\
& \sum_{n=1}^N M_{k,n} \leq M_k, \quad \forall k \in [K] \\
& M_{k,n}, R_{k,\mathbf{d}} \geq 0, \quad \forall (k, n, \mathbf{d}) \in [K] \times [N] \times \mathfrak{D}
\end{aligned} \tag{8}$$

where $R_{ach}(\mathbf{d}, \{M_{k,n}\}, \{R_{k,\mathbf{d}}\})$ denotes the aggregate multicast rate achieved by the CC-CM scheme for demand realization $\mathbf{d} \in \mathfrak{D}$, in order to deliver per-receiver rates $\{R_{k,\mathbf{d}}\}$ for given cache allocations $\{M_{k,n}\}$. The optimization problem in (8) is exponential in the number of receivers since $R_{ach}(\mathbf{d}, \{M_{k,n}\}, \{R_{k,\mathbf{d}}\})$ depends on the demand realization $\mathbf{d} \in \mathfrak{D} \equiv [N]^K$. In order to make the problem computationally tractable, we relax (8) by imposing further restrictions on the per-receiver rates $R_{k,\mathbf{d}}$, which could possibly result in a suboptimal solution. Specifically, we assume that for any $(k, \mathbf{d}) \in [K] \times \mathfrak{D}$ the per-receiver rate $R_{k,\mathbf{d}}$ is composed of two portions, i.e., $R_{k,\mathbf{d}} = \tilde{R}_{k,d_k} + \hat{R}_{k,\mathbf{d}}$: (i) a portion, \tilde{R}_{k,d_k} , delivered via *coded* multicast transmissions, which is independent of the demand vector \mathbf{d} and depends only on the receiver-file index pair (k, d_k) , i.e., each receiver and its requested file, and (ii) a portion, $\hat{R}_{k,\mathbf{d}}$, delivered via *uncoded* muticast transmissions, which depends on the entire demand vector \mathbf{d} . The advantage of this approach is that the first multicast portion of the rate, namely \tilde{R}_{k,d_k} , can be optimized in a decentralized fashion, whereas the second unicast portion, namely $\hat{R}_{k,\mathbf{d}}$, can utilize a solution similar to that of LC-U of Sec. III to exhaust the remaining portion of the total rate budget of R once the total (or aggregate) multicast rate is accounted for. Note that the reconstruction distortion at receiver $k \in [K]$ for demand \mathbf{d} is determined by M_{k,d_k} , \tilde{R}_{k,d_k} and $\hat{R}_{k,\mathbf{d}}$, which can vary across different receivers.

In the following, we use *aggregate coded rate* to refer to the overall rate sent over the shared link through coded multicast transmissions, which is a function of the per-receiver coded rates $\{\tilde{R}_{k,d_k}\}$. Additionally, we use *aggregate uncoded rate* to refer to the overall rate transmitted through uncoded transmissions, which is a function of the per-receiver uncoded rates $\{\hat{R}_{k,\mathbf{d}}\}$. While the aggregate uncoded

rate can be upper bounded by the sum rate $\sum_{k=1}^K \widehat{R}_{k,\mathbf{d}}$, the aggregate coded rate depends on the specific scheme adopted for the coded multicast transmission and its multiplicative coding gains. In the remainder of this section, in order to quantify the aggregate coded rate, and to implement the caching phase and the portion of the delivery phase corresponding to coded multicast transmissions, we adopt a generalization of the *Random Aggregate Popularity (RAP) caching with Greedy Constrained Coloring (GCC)*, or *RAP-GCC*, scheme proposed in [7], which we refer to as *Random Fractional (RF) caching with GCC*, or *RF-GCC*. Then, we use this scheme and a variation of the LC-U of Sec. III to quantify $R_{ach}(\mathbf{d}, \{M_{k,n}\}, \{R_{k,\mathbf{d}}\})$ in problem (8).

In the system model considered in [7], the files are generated from sources with the same distribution, they are requested by all receivers according to the same demand distribution, and the goal is to design a caching scheme that minimizes the expected multicast rate. Therefore, in the setting of [7], the authors propose a scheme where the caching phase is designed only based on the *aggregate demand distribution*, i.e., the probability that a file is requested by at least one user. In this paper, our goal is to minimize the expected distortion and we adopt a generalization of this caching policy where the caches are filled based on not only the demand distributions but also the distortion-rate functions of the files. To this end, we use the more general term RF caching rather than RAP caching used in [7].

In Sec. IV-A, we first describe RF-GCC, obtained by generalizing RAP-GCC [7] to a setting with heterogeneous cache sizes, where receivers are interested in receiving different-length portions of the same file that map to the possibly different per-receiver reconstruction distortions resulting from problem (8). We then derive an upper bound on the aggregate coded rate achieved with this scheme. In Sec. IV-B, we discuss how the RF-GCC scheme generalizes prior work in [20] to a setting with file heterogeneity, and in Sec. IV-C we describe how RF-GCC can be adopted by the CC-CM scheme to deliver the coded portion of the multicast transmission codeword. In Sec. V, we use the upper bound on the rate achieved by the RF-GCC scheme to characterize $R_{ach}(\mathbf{d}, \{M_{k,n}\}, \{R_{k,\mathbf{d}}\})$, and to quantify the performance of the proposed CC-CM scheme.

A. RF-GCC Scheme

Consider a cache-aided system with a library of N files with length τ bits³ indexed by $\{1, \dots, N\}$ and K receivers $\{1, \dots, K\}$, where receiver $k \in [K]$ has a cache of size $\mu_k \tau$ bits. For each file $n \in [N]$

³We use τ instead of the conventional notation F in literature [5]–[7] to avoid confusion with the number of source-samples in Sec. IV-C.

in the library, there are K different fixed-size versions available one for each receiver, such that *version* k of file n is composed of the *first* $\Omega_{k,n}\tau$ bits of file n . For two indices k_1 and k_2 , we say that version k_1 of file n , with length $\Omega_{k_1,n}\tau$, is a *degraded version* of version k_2 of file n , with length $\Omega_{k_2,n}\tau$, if $\Omega_{k_1,n} \leq \Omega_{k_2,n}$. Receivers request files from the library following the demand distributions described in Sec. II, and when receiver $k \in [K]$ requests file $n \in [N]$, the sender delivers version k of file n with length $\Omega_{k,n}$. Note that a version of a file is composed of a fixed number of successive bits, which corresponds to a file having a predetermined reconstruction distortion (e.g., video playback quality)⁴. Throughout the remainder of this section we assume that the version lengths $\{\Omega_{k,n}\}$ are fixed, and later in Sec. V we determine the optimal version lengths based on (26).

Remark 2. *The setting considered in this section (Sec. IV-A) is similar to the one considered in [20], where receivers have predefined distortion requirements. In [20], the objective is to design an efficient caching scheme that minimizes the worst-case delivery rate over the shared-link for a given set of receiver cache capacities and distortion requirements. In our setting, the version lengths $\{\Omega_{k,n}\tau\}$ can be interpreted as receiver distortion requirements, which further generalizes the problem in [20] to each receiver having different distortion requirements for each file in the library. Differently from [20], as defined in (8), our ultimate goal is to minimize the expected distortion across the network for a given set of cache capacities and a given shared-link rate budget. As a means to solving this general problem in (8), our proposed solution in this subsection extends that of [20] to a setting with heterogeneity across files in addition to across receivers.*

We solve the problem defined in [7, Sec. II] for the setting described above, where degraded versions of files with different lengths are delivered to the receivers. In the following, we (i) describe a decentralized caching scheme in Sec. IV-A1, and (ii) characterize its achievable rate for a given demand in Theorem 1, and on average over all demands in Theorem 2.

1) Scheme Description: As in conventional caching schemes, a fractional cache encoder divides each file into packets and determines the subset of packets from each file that are stored in each receiver cache. For each demand realization in the delivery phase, the multicast encoder generates a multicast codeword by computing an *index code* based on a coloring of the index coding conflict graph [24], [25]. The RF-GCC scheme operates as follows:

⁴In our setting, the different versions of a file can correspond to different numbers of enhancement layers in successively refinable compression (further explained in Sec. IV-B), or could correspond to different-length portions of the same document.

- (i) **Caching Phase:** All the different versions of the library files are partitioned into equal-size packets of lengths T bits. The cache encoder is characterized by K vectors, $\mathbf{p}_k = (p_{k,1}, \dots, p_{k,N})$, $k = 1, \dots, K$, referred to as the *caching distributions*, such that $p_{k,n} \in [0, 1/\mu_k]$ and $\sum_{n=1}^N p_{k,n} = 1$, for any $k \in [K]$. Element $p_{k,n}$ represents the portion of receiver k 's cache capacity that is assigned to storing packets from version k of file $n \in [N]$. Receiver $k \in [K]$ selects and stores a subset of $p_{k,n}\mu_k\tau/T$ distinct packets from version k of file n , uniformly at random. The caching distributions, $\{\mathbf{p}_1, \dots, \mathbf{p}_K\}$, are optimally designed based on an objective function, for example to minimize the rate of the corresponding index coding delivery scheme as in [7], or to minimize the expected network distortion as in Sec. V of this paper. In the following, we denote by $\mathbf{C} = \{\mathbf{C}_1, \dots, \mathbf{C}_K\}$ the packet-level cache configuration, where \mathbf{C}_k denotes the set of packets cached at receiver $k \in [K]$, which correspond to the packets from version k of all library files.
- (ii) **Delivery Phase:** For a given demand realization \mathbf{d} , we denote the packet-level demand realization by $\mathbf{Q} = \{\mathbf{Q}_1, \dots, \mathbf{Q}_K\}$, where \mathbf{Q}_k denotes the set of packets from the file version requested by receiver $k \in [K]$, i.e., version k of file d_k with length $\Omega_{k,d_k}\tau$, that are not cached at it. In order to determine the set of packets that need to be delivered, the sender constructs an index coding *conflict graph*, which is the complement of the side information graph as described in [24], [25]. For a given packet-level cache configuration \mathbf{C} and demand realization \mathbf{Q} , the conflict graph, denoted by $\mathcal{H}_{\mathbf{C},\mathbf{Q}}$, is constructed as follows:
- For each requested packet in \mathbf{Q} , there is a vertex v in the graph that is uniquely identified by the label $\{\alpha(v), \beta(v), \eta(v)\}$, where $\alpha(v)$ indicates the packet identity associated to v , $\beta(v)$ represents the receiver requesting it and $\eta(v)$ is the set of all receivers that have cached the packet.
 - For any two vertices v_1, v_2 , we say that vertex v_1 interferes with vertex v_2 if: 1) the packet associated with v_1 , $\alpha(v_1)$, is not in the cache of the receiver associated with v_2 , $\beta(v_2)$; and if 2) $\alpha(v_1)$ and $\alpha(v_2)$ do not represent the same packet. There exists an undirected edge between v_1 and v_2 if v_1 interferes with v_2 or if v_2 interferes with v_1 .

Given a valid vertex coloring⁵ of the conflict graph $\mathcal{H}_{\mathbf{C},\mathbf{Q}}$, the multicast encoder generates the multicast codeword by concatenating the XOR of the packets with the same color. A chromatic number *index code* for this graph results from generating the multicast codeword based on the valid coloring that results in the shortest codeword. Computing the index code based on graph coloring

⁵A valid vertex coloring is an assignment of colors to graph vertices such that no two adjacent vertices are assigned the same color.

is NP-complete and quantifying its performance can be quite involved. In order to quantify the achievable rate, as in [7], in this paper we adopt a greedy approximation of the algorithm referred to as Greedy Constrained Coloring (GCC), which has polynomial-time complexity in the number of receivers and packets. This coloring results in a possibly larger multicast codeword compared to the chromatic number index code, but as shown in [7], for very large block lengths ($\tau \rightarrow \infty$), its achievable rate: (i) can be evaluated in a closed-form expression, and (ii) it provides a tight upper bound on the rate achieved with the chromatic number index code (i.e., it is asymptotically order-optimal).

Let $R^C(\mathbf{d}, \{\mu_k\}, \{\mathbf{p}_k\}, \{\Omega_{k,n}\})$ denote the asymptotic coded multicast rate achieved by the RF-GCC scheme, as $\tau \rightarrow \infty$, for a given demand realization \mathbf{d} , caching distributions $\{\mathbf{p}_k\}$ and file version lengths $\{\Omega_{k,n}\}$. As in caching literature, $R^C(\mathbf{d}, \{\mu_k\}, \{\mathbf{p}_k\}, \{\Omega_{k,n}\})$ is defined as the limiting value ($\tau \rightarrow \infty$) of the length (in bits) of the multicast codeword nominalized by τ . Next, we provide an upper bound on the achievable rate $R^C(\mathbf{d}, \{\mu_k\}, \{\mathbf{p}_k\}, \{\Omega_{k,n}\})$, which is used in Sec. V to solve the optimization problem given in (8), and derive the optimal values $\{M_{k,n}^*\}$, $\{\tilde{R}_{k,n}^*\}$ and $\{\hat{R}_{k,\mathbf{d}}^*\}$.

2) Achievable Rate: The following theorems provide closed-form upper bounds on the delivery rate. Specifically, Theorem 1 characterizes the achievable rate for demand $\mathbf{d} \in \mathfrak{D}$, i.e., $R^C(\mathbf{d}, \{\mu_k\}, \{\mathbf{p}_k\}, \{\Omega_{k,n}\})$, while Theorem 2 upper bounds the expected rate over all demand realizations, denoted by $\bar{R}^C(\{\mathbf{q}_k\}, \{\mu_k\}, \{\mathbf{p}_k\}, \{\Omega_{k,n}\})$.

Theorem 1. *In a network with K receivers and N files, for a given demand realization $\mathbf{d} \in \mathfrak{D}$, a given set of cache capacities $\{\mu_k\}$ and caching distributions $\{\mathbf{p}_k\}_{k=1}^K$, the asymptotic coded multicast rate required to deliver the requested file versions with length $\{\Omega_{k,d_k}\tau\}_{k=1}^K$, is upper bounded as*

$$R^C(\mathbf{d}, \{\mu_k\}, \{\mathbf{p}_k\}, \{\Omega_{k,n}\}) \leq \min \left\{ \Psi_{\mathbf{d}}^{(1)}(\{\mu_k\}, \{\mathbf{p}_k\}, \{\Omega_{k,n}\}), \Psi_{\mathbf{d}}^{(2)}(\{\mu_k\}, \{\mathbf{p}_k\}, \{\Omega_{k,n}\}) \right\}, \quad (9)$$

where

$$\Psi_{\mathbf{d}}^{(1)}(\{\mu_k\}, \{\mathbf{p}_k\}, \{\Omega_{k,n}\}) = \sum_{i=1}^K \sum_{\ell=1}^{K-i+1} \sum_{\mathcal{K}_{\ell} \subseteq \{\chi_i, \dots, \chi_K\}} \left(\Omega_{\chi_i, d_{\chi_i}} - \Omega_{\chi_{i-1}, d_{\chi_{i-1}}} \right) \max_{k \in \mathcal{K}_{\ell}} \lambda_i(\mathcal{K}_{\ell}, k, d_k), \quad (10)$$

$$\Psi_{\mathbf{d}}^{(2)}(\{\mu_k\}, \{\mathbf{p}_k\}, \{\Omega_{k,n}\}) = \sum_{n=1}^N \mathbb{1}\{n \ni \mathbf{d}\} \left(\max_{k: d_k=n} \Omega_{k,n} - \min_{k: d_k=n} p_{k,n} \mu_k \right), \quad (11)$$

$$\lambda_i(\mathcal{K}_{\ell}, k, n) = (1 - p_{k,n}^c) \prod_{u \in \mathcal{K}_{\ell} \setminus \{k\}} p_{u,n}^c \prod_{u \in \{\chi_i, \dots, \chi_K\} \setminus \mathcal{K}_{\ell}} (1 - p_{u,n}^c), \quad (12)$$

$$p_{k,n}^c = p_{k,n} \frac{\mu_k}{\Omega_{k,n}} \quad (13)$$

where \mathcal{K}_ℓ denotes a given set of ℓ receivers, and for a given demand \mathbf{d} , χ_1, \dots, χ_K denotes an ordered permutation of receiver indices such that $\Omega_{\chi_1, d_{\chi_1}} \leq \dots \leq \Omega_{\chi_K, d_{\chi_K}}$, where $\Omega_{\chi_0, d_{\chi_0}} = 0$ and $\{\chi_1, \chi_0\} = \emptyset$. In (13), $p_{k,n}^c$ denotes the probability that a packet from version $k \in [N]$ of file $n \in [N]$ is cached at receiver k . We use $i \ni \mathbf{x}$ to indicate that i is one of the elements of vector \mathbf{x} .

Proof. The proof is given in Appendix A. \square

By averaging over all possible demand realizations $\mathbf{d} \in \mathfrak{D}$ we obtain the following result.

Theorem 2. *In a network with K receivers and N files, for a given set of demand distributions $\{\mathbf{q}_k\}_{k=1}^K$, cache capacities $\{\mu_k\}$, and caching distributions $\{\mathbf{p}_k\}_{k=1}^K$, the asymptotic expected coded multicast rate required to deliver the requested file versions with length $\{\Omega_{k,n}\}_{(k,n) \in [K] \times [N]}$, is upper bounded as*

$$\bar{R}^C(\{\mathbf{q}_k\}, \{\mu_k\}, \{\mathbf{p}_k\}, \{\Omega_{k,n}\}) \leq \min \left\{ \bar{\Psi}^{(1)}(\{\mathbf{q}_k\}, \{\mu_k\}, \{\mathbf{p}_k\}, \{\Omega_{k,n}\}), \bar{\Psi}^{(2)}(\{\mathbf{q}_k\}, \{\mu_k\}, \{\mathbf{p}_k\}, \{\Omega_{k,n}\}) \right\}, \quad (14)$$

where

$$\bar{\Psi}^{(1)}(\{\mathbf{q}_k\}, \{\mu_k\}, \{\mathbf{p}_k\}, \{\Omega_{k,n}\}) = \sum_{i=1}^K \sum_{\ell=1}^{K-i+1} \sum_{n=1}^N \sum_{\mathcal{K}_\ell \subseteq \{\chi_i^*, \dots, \chi_K^*\}} \sum_{k \in \mathcal{K}_\ell} \left(\Omega_{\chi_i^*}^* - \Omega_{\chi_{i-1}^*}^* \right) \lambda_i(\mathcal{K}_\ell, k, n) \Gamma_i(\mathcal{K}_\ell, k, n), \quad (15)$$

$$\bar{\Psi}^{(2)}(\{\mathbf{q}_k\}, \{\mu_k\}, \{\mathbf{p}_k\}, \{\Omega_{k,n}\}) = \sum_{n=1}^N \left(1 - \prod_{k=1}^K (1 - q_{k,n}) \right) \left(\max_{k \in [K]} \Omega_{k,n} - \min_{k \in [K]} p_{k,n} \mu_k \right), \quad (16)$$

$$\Gamma_i(\mathcal{K}_\ell, k, n) = \mathbb{P} \left((k, n) = \arg \max_{(s,t): s \in \mathcal{K}_\ell, t=f_s} \lambda_i(\mathcal{K}_\ell, s, t) \right), \quad (17)$$

$$\Omega_k^* = \max_{n \in [N]} \Omega_{k,n}, \quad (18)$$

and with $\lambda_i(\mathcal{K}_\ell, k, n)$ defined in (12), and where $\chi_1^*, \dots, \chi_K^*$ denotes an ordered permutation of receiver indices $\{1, \dots, K\}$ such that $\Omega_{\chi_1^*}^* \leq \dots \leq \Omega_{\chi_K^*}^*$. In (17), \mathbf{f} denotes the ℓ -dimensional sub-vector of demand \mathbf{d} corresponding to receivers in set \mathcal{K}_ℓ , and $\Gamma_i(\mathcal{K}_\ell, k, n)$ denotes the probability that file $n \ni \mathbf{f}$ requested by receiver $k \in \mathcal{K}_\ell$ maximizes the quantity $\lambda_i(\mathcal{K}_\ell, s, t)$.

Proof. The proof is given in Appendix B. \square

B. Special Case for RF-GCC

As explained in Remark 2, the RF-GCC proposed in Sec. IV-A1 can be adopted for the problem studied in [20]. The network in [20] is composed of N independent files and K receivers with cache sizes $\{\mu_1, \dots, \mu_K\}$. Each receiver has a preset distortion requirement, $\{D_1, \dots, D_K\}$, i.e., any of the library files requested by receiver k need to be delivered with distortion less than D_k , and the objective is to characterize the rate-memory trade-off for the worst-case demand. Then, for a given distortion-rate function, for example the one given for Gaussian sources in Sec. II-A, the distortion requirements of receivers can be mapped to a given set of minimum compression rates. The minimum compression rates are equivalent to the normalized (by the constant τ) version lengths $\{\Omega_{k,n}\}$ defined in Sec. IV-A, when $\Omega_{k,1} = \dots = \Omega_{k,N}$ for any $k \in [K]$. Therefore, the setting considered in [20] is a specialization of our network model in Sec. IV-A1 to the case where each receiver is interested in getting equal length versions of the files in the library.

Note that we characterize the rate-memory trade-off by deriving an upper bound on our proposed RF-GCC scheme for any given demand in Theorem 1, from which we then characterize the average rate-memory trade-off in Theorem 2, while this trade-off is only provided for the worst-case scenario in [20, Sec IV]. Specializing Theorem 1 to equal version lengths leads to Corollary 1 below. The worst-case rate-memory trade-off is given by $\max_{\mathbf{d} \in \mathfrak{D}} R^C(\mathbf{d}, \{\mu_k\}, \{p_k\}, \{\Omega_k\})$, and the average trade-off can be derived similarly to the proof in Appendix B by taking expectation of the rate over all demands.

Corollary 1. *In a network with K receivers and N files, for a given demand realization $\mathbf{d} \in \mathfrak{D}$, and a given set of cache capacities $\{\mu_k\}$ and caching distributions with parameters $\{p_k\}_{k=1}^K$, the asymptotic coded multicast rate required to deliver the requested file versions with length $\{\Omega_k \tau\}_{k=1}^K$, is upper bounded as*

$$R^C(\mathbf{d}, \{\mu_k\}, \{p_k\}, \{\Omega_k\}) \leq \min \left\{ \Psi_{\mathbf{d}}^{(1)}(\{\mu_k\}, \{p_k\}, \{\Omega_k\}), \Psi_{\mathbf{d}}^{(2)}(\{\mu_k\}, \{p_k\}, \{\Omega_k\}) \right\}, \quad (19)$$

where

$$\Psi_{\mathbf{d}}^{(1)}(\{\mu_k\}, \{p_k\}, \{\Omega_k\}) = \sum_{i=1}^K \sum_{\ell=1}^{K-i+1} \sum_{\mathcal{K}_{\ell} \subseteq \{\chi_i, \dots, \chi_K\}} \left(\Omega_{\chi_i} - \Omega_{\chi_{i-1}} \right) \max_{k \in \mathcal{K}_{\ell}} \lambda_i(\mathcal{K}_{\ell}, k), \quad (20)$$

$$\Psi_{\mathbf{d}}^{(2)}(\{\mu_k\}, \{p_k\}, \{\Omega_k\}) = \sum_{n=1}^N \mathbb{1}\{n \ni \mathbf{d}\} \left(\max_{k:d_k=n} \Omega_k - \min_{k:d_k=n} \mu_k p_k \right), \quad (21)$$

$$\lambda_i(\mathcal{K}_\ell, k) = (1 - p_k^c) \prod_{u \in \mathcal{K}_\ell \setminus \{k\}} p_u^c \prod_{u \in \{\chi_i, \dots, \chi_K\} \setminus \mathcal{K}_\ell} (1 - p_u^c), \quad (22)$$

$$p_k^c = p_k \frac{\mu_k}{\Omega_k} \quad (23)$$

where \mathcal{K}_ℓ denotes a given set of ℓ receivers, and χ_1, \dots, χ_K denotes an ordered permutation of receiver indices such that $\Omega_{\chi_1} \leq \dots \leq \Omega_{\chi_K}$. In (23), p_k^c denotes the probability that a packet from version $k \in [N]$ of any file $n \in [N]$ is cached at receiver k .

Remark 3. For the setting considered in [20] with $\Omega_1 \leq \dots \leq \Omega_K$, we have observed that when $N \geq K$, the worst-case delivery rate computed based on Corollary 1 is equal to the rate provided in [20, Theorem 5]. Our numerical results show slight improvement in delivery rate compared to the rate in [20, Theorem 5] for the less common setting of $N < K$.

C. Adopting RF-GCC for CC-CM

In our proposed CC-CM scheme, in order to implement the caching phase and the portion of the delivery phase corresponding to coded multicast transmissions, we adopt the RF-GCC scheme described in Sec. IV-A. The scheme is applicable to the scalable coding-based content delivery setting considered in this paper (e.g., video streaming application or Gaussian sources) due to the inherent successively refinable nature of scalable encoding [23]. In fact, a version of a file is the combination of its base layer and a given number of its successive enhancement layers. In line with Sec. IV-A, given two versions of a file, one is a degraded version of the other one if it is composed of fewer layers. Specifically, the CC-CM scheme adopts the RF-GCC for the scalable delivery of files as follows:

- For a given set of cache allocations $\{M_{k,n}\}$ and per-receiver coded multicast rates $\{\tilde{R}_{k,n}\}$, let $\Omega_{k,n} = M_{k,n} + \tilde{R}_{k,n}$, $k = 1, \dots, K$ and $n = 1, \dots, N$, which we refer to as the *storing range* of receiver k for file n . The storing range $\Omega_{k,n}$ is the rate with which file $n \in [N]$ is guaranteed to be delivered to receiver $k \in [K]$, upon request, through coded transmissions for any demand \mathbf{d} . The number of source-samples F and the storing range $\Omega_{k,n}$ (bits/sample) play the roles of parameter τ and $\Omega_{k,n}$ described in Sec. IV-A, respectively.
- All the different versions of the library files are partitioned into equal-length packets of T bits.

- During the caching phase, receiver $k \in [K]$ selects $M_{k,n}F/T$ distinct packets uniformly at random from the $\Omega_{k,n}F/T$ packets of version k of file $n \in [N]$, where $\Omega_{k,n}$ determines the range of packets of file n from which receiver k is allowed to cache, hence the name storing range. Then, a packet from version $k \in [K]$ of file $n \in [N]$ is cached at receiver k with probability

$$p_{k,n}^c = \frac{M_{k,n}}{M_{k,n} + \tilde{R}_{k,n}}, \quad (24)$$

which is in line with (13) for $p_{k,n}\mu_k = M_{k,n}$ and $\Omega_{k,n} = M_{k,n} + \tilde{R}_{k,n}$. The optimal values of $\{M_{k,n}\}$ and $\{\tilde{R}_{k,n}\}$ are derived in terms of the rate budget R , cache sizes $\{M_k\}$, and the demand distributions $\{\mathbf{q}_k\}$, by solving (26), which we explain in Sec. V.

- In the delivery phase, for a given demand realization $\mathbf{d} \in \mathfrak{D}$, the sender delivers the remaining $\tilde{R}_{k,d_k}F/T$ missing (i.e., not cached) packets from the version requested by receiver receiver $k \in [K]$, via coded transmissions using the GCC scheme described in Sec. IV-A.

Finally, the sender utilizes the remaining available rate from the total rate budget R to transmit an additional layer, with rate $\hat{R}_{k,\mathbf{d}}$, of file d_k requested by receiver $k \in [K]$ via uncoded transmissions. For a given demand \mathbf{d} , the per-receiver uncoded rates $\{\hat{R}_{k,\mathbf{d}}\}$ can be determined based on a reverse water-filling approach similar to LC-U described in Sec. III. Since Gaussian sources are successively refinable, receiver $k \in [K]$ is able to successfully recover file d_k with rate $\Omega_{k,d_k} + \hat{R}_{k,\mathbf{d}}$.

Based on the results in Sec. IV-A, as $F \rightarrow \infty$, for any $\mathbf{d} \in \mathfrak{D}$, the aggregate multicast rate achieved by the CC-CM scheme is upper bounded by $R^C(\mathbf{d}, \{\mu_k\}, \{\mathbf{p}_k\}, \{\Omega_{k,n}\}) + \sum_{k=1}^K \hat{R}_{k,\mathbf{d}}$, where $R^C(\mathbf{d}, \{\mu_k\}, \{\mathbf{p}_k\}, \{\Omega_{k,n}\})$ is the aggregate coded rate achieved by the RF-GCC scheme given in Theorem 1. In Sec. V, we use this upper bound to replace the first constraint of optimization problem (8), as

$$R^C(\mathbf{d}, \{\mu_k\}, \{\mathbf{p}_k\}, \{\Omega_{k,n}\}) + \sum_{k=1}^K \hat{R}_{k,\mathbf{d}} \leq R. \quad (25)$$

D. Discussion

In this section, we briefly discuss some of the choices we made when designing the caching and delivery phases of the CC-CM scheme that adopts the RF-GCC caching scheme. As explained earlier in this section, we partition the demand-dependent per-receiver rates $\{R_{k,\mathbf{d}}\}$ into two portions: a portion delivered through coded multicast that depends only on individual demands, $\{\tilde{R}_{k,d_k}\}$, and another portion delivered through uncoded transmissions that depends on the entire demand, $\{\hat{R}_{k,\mathbf{d}}\}$, which results in a

more computationally tractable problem compared to the exponentially complex optimization problem given in (8). Introducing demand-independent per-receiver rates $\{\tilde{R}_{k,d_k}\}$ allows us to exploit coding opportunities during multicast transmissions while supporting a minimum reconstruction quality for each receiver request. This is achieved via defining the storing range. When adopting the RF caching strategy for the CC-CM scheme, each receiver selects and caches various packets of a file version uniformly at random among a set of packets dictated by its storing range defined in IV-C. This random population of the caches is a simple strategy to increase the distribution of distinct packets in the caches across the network, which is key for increasing the coding opportunities in the delivery phase compared to traditional caching schemes that are based on local file popularity such as LFU⁶ [7]. Recall that in scalable encoding, an enhancement layer can not be used to improve the video quality without the base layer and all preceding enhancement layers. Hence, packets from a layer of a given file version can be potentially useless if all packets corresponding to its preceding layers are not received in their entirety. Using a caching strategy where receivers fill their caches starting from the lowest layer would limit the coding opportunities during the delivery phase, and result in a lower number of delivered enhancement layers. However, with random caching only a subset of packets from different layers are available at a receiver. Therefore, due to scalable encoding all packets missing from these layers and preceding layers need to be delivered during the delivery phase in order to prevent packets that are cached from being futile. To this end, we determine the minimum number of layers that we can guarantee to fully deliver to each receiver based on the network setting, which maps to the storing range, i.e., the lowest compression rate with which a file version can be delivered to that receiver, and utilize the remaining rate budget to deliver additional layers through uncoded transmissions by solving an optimization similar to LC-U.

V. PERFORMANCE OF THE CC-CM CONTENT DISTRIBUTION SCHEME

In this section, our objective is to solve the optimization problem in (8). To this end, as discussed in Sec. IV, we split the per-receiver rates $\{R_{k,d}\}$ into two portions, $\{\tilde{R}_{k,n}\}$ and $\{\hat{R}_{k,d}\}$, and adopt the RF-GCC scheme proposed in Sec. IV-A for the CC-CM scheme, which is equivalent to replacing the first constraint in (8) with (25). Then, the optimal cache allocation $\{M_{k,n}^*\}$, per-receiver coded rates

⁶LFU is a local caching policy that, here, leads to all receiver caches having large overlaps, which limits the coding opportunities.

$\{\tilde{R}_{k,n}^*\}$, and per-receiver uncoded rates $\{\hat{R}_{k,d}^*\}$ are derived using the following optimization problem

$$\min \mathbb{E} \left[\frac{1}{K} \sum_{k=1}^K \sigma_{d_k}^2 2^{-2(M_{k,d_k} + \tilde{R}_{k,d_k} + \hat{R}_{k,d})} \right] \quad (26a)$$

$$\text{s.t. } R^C(\mathbf{d}, \{M_k\}, \{\mathbf{p}_k\}, \{\Omega_{k,n}\}) + \sum_{k=1}^K \hat{R}_{k,d} \leq R, \quad \forall \mathbf{d} \in \mathfrak{D} \quad (26b)$$

$$\Omega_{k,n} = M_{k,n} + \tilde{R}_{k,n}, \quad \forall (k, n) \in [K] \times [N] \quad (26c)$$

$$M_{k,n} = p_{k,n} M_k, \quad \forall (k, n) \in [K] \times [N] \quad (26d)$$

$$\sum_{k=1}^K M_{k,n} \leq M_k, \quad \forall k \in [K] \quad (26e)$$

$$M_{k,n}, \tilde{R}_{k,n}, \hat{R}_{k,d} \geq 0, \quad \forall (k, n, \mathbf{d}) \in [K] \times [N] \times \mathfrak{D} \quad (26f)$$

The optimization problem in (26) is highly non-convex and has an exponential number of constraints due to (26b), which depends on the cardinality of \mathfrak{D} . We reduce the complexity by relaxing (26) and allowing the rate constraint to be satisfied on average over all demands, and we replace (26b) with

$$\bar{R}^C(\{\mathbf{q}_k\}, \{M_k\}, \{\mathbf{p}_k\}, \{\Omega_{k,n}\}) + \mathbb{E} \left[\sum_{k=1}^K \hat{R}_{k,d} \right] \leq R, \quad (27)$$

where $\bar{R}^C(\{\mathbf{q}_k\}, \{M_k\}, \{\mathbf{p}_k\}, \{\Omega_{k,n}\})$ is given in Theorem 2. In the remainder of this section, we analyze the solution to the relaxed version of (26) for settings with symmetry across the receivers or the files in the network.

A. Symmetry Across Receivers

Consider a network with symmetric receivers where all receivers have equal-size caches and request files according to the same demand distribution, i.e. $M_k = M$, $q_{k,n} = q_n$, for all $(k, n) \in [k] \times [N]$. In this network, it is immediate to verify that the optimal caching distributions $\{\mathbf{p}_k\}$, and the corresponding cache allocations $\{M_{k,n}\}$ are uniform across all the receivers, i.e., $p_{k,n} = p_n$ and $M_{k,n} = M_n$, for all $(k, n) \in [k] \times [N]$. Furthermore, all receivers have the same storing range for file $n \in [N]$, i.e., $\Omega_{k,n} = \Omega_n$ or equivalently, they have the same per-receiver coded rate $\tilde{R}_{k,n} = \tilde{R}_n$. In this symmetric setting, constraint (27) becomes $\bar{R}^C(\mathbf{q}, M, \mathbf{p}, \{\Omega_n\}) + \mathbb{E} \left[\sum_{k=1}^K \hat{R}_{k,d} \right] \leq R$, where $\bar{R}^C(\mathbf{q}, M, \mathbf{p}, \{\Omega_n\})$, the asymptotic expected coded multicast rate achieved with the RF-GCC scheme is provided in the following theorem.

Theorem 3. *In a network with K symmetric receivers and N files, demand distribution \mathbf{q} , cache capacity μ and caching distribution \mathbf{p} , the asymptotic expected coded multicast rate required to deliver the requested file versions with length $\{\Omega_n\tau\}_{n=1}^N$, is upper bounded as*

$$\bar{R}^C(\mathbf{q}, \mu, \mathbf{p}, \{\Omega_n\}) \leq \min \left\{ \bar{\Psi}^{(1)}(\mathbf{q}, \mu, \mathbf{p}, \{\Omega_n\}), \bar{\Psi}^{(2)}(\mathbf{q}, \mu, \mathbf{p}, \{\Omega_n\}) \right\}, \quad (28)$$

where

$$\bar{\Psi}^{(1)}(\mathbf{q}, \mu, \mathbf{p}, \{\Omega_n\}) = \sum_{i=1}^N (\Omega_{\zeta_i} - \Omega_{\zeta_{i-1}}) \sum_{\ell=1}^{\tilde{K}_i} \binom{\tilde{K}_i}{\ell} \sum_{n \in \{\zeta_i, \dots, \zeta_N\}} \Gamma_i(\tilde{K}_i, \ell, n) \lambda(\tilde{K}_i, \ell, n), \quad (29)$$

$$\bar{\Psi}^{(2)}(\mathbf{q}, \mu, \mathbf{p}, \{\Omega_n\}) = \sum_{n=1}^N \left(1 - (1 - q_n)^K \right) (\Omega_n - p_n \mu), \quad (30)$$

$$\lambda(K, \ell, n) = (p_n^c)^{\ell-1} (1 - p_n^c)^{K-\ell+1}, \quad (31)$$

$$\Gamma_i(\ell, n) = \mathbb{P} \left(n = \arg \max_{t \in \mathcal{F}_\ell} (p_t^c)^{\ell-1} (1 - p_t^c)^{K-\ell+1} \right), \quad (32)$$

$$p_n^c = p_n \frac{\mu}{\Omega_n}, \quad (33)$$

where ζ_1, \dots, ζ_N denotes an ordered permutation of file indices $\{1, \dots, N\}$ such that $\Omega_{\zeta_1} \leq \dots \leq \Omega_{\zeta_N}$, and $\tilde{K}_i = K \sum_{j=i}^N q_{\zeta_j}$ denotes the expected number of receivers requesting a file with version length larger than $\Omega_i \tau$ bits. In (17), \mathcal{F}_ℓ denotes a random set of ℓ files chosen from $\{\zeta_i, \dots, \zeta_N\}$ (with replacement) in an i.i.d manner according to distribution \mathbf{q} , and $\Gamma_i(K, \ell, n)$ denotes the probability that file $n \in \mathcal{F}_\ell$ requested by a set of ℓ receives maximizes the quantity $\lambda(K, \ell, n)$.

Proof. The proof is given in Appendix C. □

Theorem 3 generalizes the results in [7], and characterizes the expected coded multicast rate achieved in a network composed of symmetric receivers and non-symmetric files with unequal popularities \mathbf{q} and lengths $\{\Omega_n \tau\}$. We note that given the symmetry assumptions in this section, Theorem 3 provides a tighter upper bound on the expected multicast rate compared to the one resulting from specializing Theorem 2 to a setting with symmetric receivers.

The performance of the CC-CM depends on both the distortion-rate function of the sources according to which the files are generated and the file popularities. In order to see this dependency consider the following two cases. Consider a setting where files are generated in an i.i.d. fashion according to the same source distribution, and hence, they have the same distortion-rate function. In this case, the CC-

CM scheme prioritizes the caching of more popular files. In order to simplify the analysis, as in [7], we could use a caching distribution such that a set of the most popular files are cached with uniform probability, while all other less popular files are not cached at all. Using this caching policy in the RF-GCC scheme is proved in [7] to result in performance that is within a constant factor of the optimal one. Alternatively, consider a setting where all files are equally popular but they have different distortion-rate functions, which in this paper corresponds to different variances $\{\sigma_n^2\}$ for Gaussian sources. In this case, the CC-CM scheme prioritizes the caching of files that have higher distortion. Similarly to [7], one could consider a simplified caching strategy, where a set of the files that are generated from sources with larger variance are cached with uniform probability, while all other files generated from sources with smaller variance are not cached at all.

In line with [7], we propose a simplified caching placement that takes into account both the popularity of the files and their distortion-rate functions. Let us divide the library files into two groups \mathcal{G}_1 and \mathcal{G}_2 , with sizes \tilde{N} and $N - \tilde{N}$, respectively, and assign fixed storing ranges $\tilde{\Omega}_1$ and $\tilde{\Omega}_2$ to all version of the files in groups \mathcal{G}_1 and \mathcal{G}_2 , respectively. Then, the receivers fill their caches according to a truncated uniform caching distribution given as follows

$$p_n = \begin{cases} 1/\tilde{N}, & n \in \mathcal{G}_1 \\ 0, & n \in \mathcal{G}_2 \end{cases}, \quad \Omega_n = \begin{cases} \tilde{\Omega}_1, & n \in \mathcal{G}_1 \\ \tilde{\Omega}_2, & n \in \mathcal{G}_2 \end{cases}, \quad (34)$$

where the cut-off index $\tilde{N} \geq M$ and values $\tilde{\Omega}_1$ and $\tilde{\Omega}_2$ are a function of the system parameters, and are derived from solving the problem in (36). We refer to the resulting caching strategy as the Truncated Random Fractional (TRF) caching. Intuitively, it is more likely that group \mathcal{G}_1 contains the files that are more popular and are also generated from sources with higher variances. Group \mathcal{G}_2 contains all other files that are less popular and that are generated from sources with lower variances. Then,

$$M_n = \begin{cases} \tilde{M} = M/\tilde{N} & n \in \mathcal{G}_1 \\ 0 & n \in \mathcal{G}_2 \end{cases}, \quad \tilde{R}_n = \begin{cases} \tilde{R}_1 = \tilde{\Omega}_1 - \tilde{M} & n \in \mathcal{G}_1 \\ \tilde{R}_2 = \tilde{\Omega}_2 & n \in \mathcal{G}_2 \end{cases},$$

and from (24), a packet of file $n \in [N]$ is cached at any receiver with probability

$$p_n^c = \begin{cases} \tilde{M}/(\tilde{M} + \tilde{R}_1) & n \in \mathcal{G}_1 \\ 0 & n \in \mathcal{G}_2 \end{cases}. \quad (35)$$

The optimal values for \tilde{N} (and hence \tilde{M}), \tilde{R}_1 , \tilde{R}_2 and $\{\hat{R}_{k,\mathbf{d}}\}$ are derived from the following optimization problem.

$$\min \sum_{\mathbf{d} \in \mathfrak{D}} \Pi_{\mathbf{d}} \left(\frac{1}{K} \sum_{k=1}^K \sigma_{d_k}^2 2^{-2(M_{d_k} + \tilde{R}_{d_k} + \hat{R}_{k,\mathbf{d}})} \right) \quad (36a)$$

$$\text{s.t.} \quad \min \left\{ \tilde{\Psi}^{(1)}(M, \tilde{N}, \tilde{R}_1, \tilde{R}_2, \tilde{G}), \bar{\Psi}^{(2)}(\mathbf{q}, \{\Omega_n\}) \right\} + \sum_{\mathbf{d} \in \mathfrak{D}} \Pi_{\mathbf{d}} \sum_{k=1}^K \hat{R}_{k,\mathbf{d}} \leq R, \quad (36b)$$

$$\tilde{\Psi}^{(1)}(M, \tilde{N}, \tilde{R}_1, \tilde{R}_2, \tilde{G}) = \frac{\tilde{R}_1(M + \tilde{N}\tilde{R}_1)}{M} \left(1 - \left(\frac{\tilde{N}\tilde{R}_1}{M + \tilde{N}\tilde{R}_1} \right)^{K\tilde{G}} \right) + K(1 - \tilde{G})\tilde{R}_2$$

$$\tilde{N}, \tilde{R}_1, \tilde{R}_2, \hat{R}_{k,\mathbf{d}} \geq 0, \quad \forall (k, \mathbf{d}) \in [K] \times \mathfrak{D} \quad (36c)$$

where $\tilde{G} = \sum_{n \in \mathcal{G}_1} q_n$, and $\bar{\Psi}^{(2)}(\mathbf{q}, \mu, \mathbf{p}, \{\Omega_n\})$ is defined in (30). The first term in (36b), $\tilde{\Psi}^{(1)}(M, \tilde{N}, \tilde{R}_1, \tilde{R}_2, \tilde{G})$ is the expected coded multicast rate achieved by TRF-GCC for files in group \mathcal{G}_1 , derived using Theorem 3 and by applying Jensen's inequality as explained in [7, Appendix B]. The second term is the expected uncoded multicast rate for files in group \mathcal{G}_2 , from which no packet has been cached in the network. We refer to the resulting scheme as the CC-CM scheme that adopts TRF-GCC.

B. Symmetry Across Receivers and Files

The simplest network setting consists of all receivers having equal-size caches, uniform demand distributions, and all files (sources) having the same distribution, i.e.

$$M_k = M, \quad q_{k,n} = \frac{1}{N}, \quad \sigma_n^2 = \sigma^2, \quad \text{for all } (k, n) \in [K] \times [N].$$

Due to the symmetry, it can be immediately verified that both the optimization problem in (8) and the relaxed version of (26) result in uniform caching distribution $p_{k,n} = \frac{1}{N}$, and a unique storing range $\Omega_{k,n} = \tilde{\Omega}$ for all $(k, n) \in [K] \times [N]$. In this setting, $M_{k,n} = \tilde{M}$ and $R_{k,\mathbf{d}} = \tilde{R}_{k,d_k} = \tilde{R}$, and therefore from (24) we have $p^c = \tilde{M}/(\tilde{M} + \tilde{R})$. It is immediate to see that in this setting the optimal solution assigns $\hat{R}_{k,\mathbf{d}} = 0$ for any demand $\mathbf{d} \in \mathfrak{D}$, and that we only need to account for the per-receiver coded rates. The optimal values of \tilde{M}^* and \tilde{R}^* are derived using the relaxed version of problem (26) by further

particularizing the expected coded multicast rate given in Theorem 3 to symmetric files, as follows

$$\begin{aligned}
& \min \quad \sigma^2 2^{-2(\widetilde{M} + \widetilde{R})} \\
& \text{s.t.} \quad (\widetilde{M} + \widetilde{R}) \min \left\{ \frac{\widetilde{R}}{\widetilde{M}} \left(1 - \left(\frac{\widetilde{R}}{\widetilde{M} + \widetilde{R}} \right)^K \right), \left(1 - \left(1 - \frac{1}{N} \right)^K \right)^N \right\} \leq R, \\
& \quad \widetilde{M} \leq M, \\
& \quad \widetilde{M}, \widetilde{R} \geq 0.
\end{aligned} \tag{37}$$

VI. NUMERICAL RESULTS

In this section, we numerically compare the performance of the LC-U and CC-CM content delivery schemes proposed in Secs. III and IV using the asymptotic closed-form results ($F \rightarrow \infty$) provided in Secs. V-A and V-B. We consider a network composed of $K = 20$ receivers and a library with $N = 100$ files, which are requested by all receivers according to a Zipf distribution \mathbf{q} with parameter α , where $q_n = n^{-\alpha} / \sum_{n=1}^N n^{-\alpha}$ for $n = 1, \dots, N$.

Fig. 3 (a), displays the expected distortion achieved with the LC-U scheme (exact) and the CC-CM scheme (upper bound) using TRF-GCC. In order to reduce the complexity of problem (36), we assume that the per-receiver uncoded rates $\{\widehat{R}_{k,d}\}$ are independent of the demand and only depend on the file indices. Therefore, the CC-CM curve shown in Fig. 3 (a) provides an upper bound on the one resulting from solving (36). It is assumed that all receivers have the same cache size, $\alpha = 0.6$, and σ_n^2 is uniformly distributed in the interval $[0.7, 1.6]$. The distortions have been plotted (on a logarithmic scale) for rate budget values of $R \in \{2, 5, 8\}$ bits/sample as receiver cache sizes vary from 5 to 100 bits/sample. As expected, CC-CM significantly outperforms LC-U in terms of expected distortion. This means that for a given rate budget R , CC-CM is able to deliver higher-rate file versions to the receivers, reducing their reconstruction distortions. Specifically, for rate budget $R = 2$ and cache size $M = 50$, CC-CM achieves a $2.1\times$ reduction in expected distortion compared to LC-U, and for larger rate budget $R = 8$ the gain of CC-CM increases to 5.4 for the same cache size $M = 50$.

In Fig. 3 (b), we consider a homogeneous network with uniform file popularity ($\alpha = 0$) and $\sigma_n^2 = 1.5$, for all $n \in [N]$, $N = 100$. The expected distortions achieved for LC-U and CC-CM (using RF-GCC) are plotted for the rate budget values of $R \in \{2, 5, 10\}$ bits/sample as receiver cache sizes vary from 5 to 100 bits/sample. It is observed that the gains achieved by CC-CM are even higher in this scenario, which result from the increased coded multicast opportunities that arise when files have uniform popularity

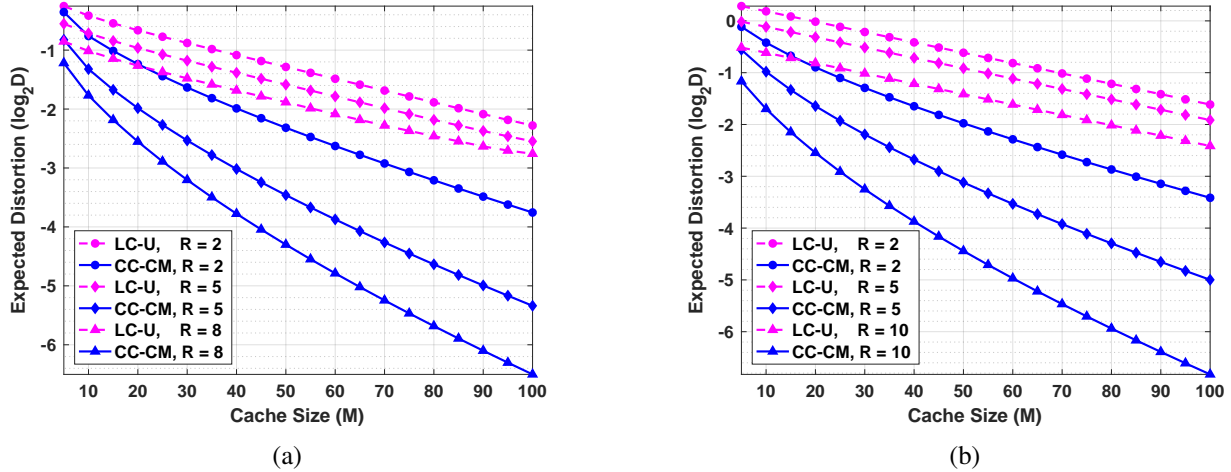


Fig. 3: Distortion-memory trade-off in a network with $K = 20$ receivers, $N = 100$ files, and Zipf demand distribution with parameter (a) $\alpha = 0.6$, and (b) $\alpha = 0$ (uniform demands).

[7]. In this case, for $R = 10$ and $M = 50$, the expected distortion achieved with CC-CM is 9.5 times less than with LC-U, and the improvement factor increase up to $14\times$ for cache capacity $M = 70$.

VII. CONCLUSION

In this paper, we have investigated the use of caching in broadcast networks for enhancing video streaming quality, or in a more abstract sense, reducing source distortion. During low traffic hours, receivers cache low rate versions of the video files they are interested in, and during high traffic hours further enhancement layers are delivered to enhance the video playback quality. We have proposed two cache-aided content delivery schemes that differ in performance, computational complexity and required coding overhead. We have shown that while local caching and unicast transmission can be used to improve reconstruction distortion without the need of global coordination, the use of cooperative caching and coded multicast transmission is able to provide $10\times$ improvement in expected achievable distortion in a network with 20 users and 100 files by delivering more enhancement video layers with the same available broadcast resources. We have characterized the distortion-memory trade-offs for both schemes, and our numerical results have confirmed the gains that can be achieved by exploiting coding across the cached and requested content during multicast transmissions. As a subproblem to our main problem, we have generalized the setting in [7] to one that delivers different versions of library files to the users, thereby providing a solution to the lossy caching problem studied in [20].

APPENDIX A

PROOF OF THEOREM 1

The proof is based on a generalization of the proof in [7, Appendix A] to a setting where receivers have different cache sizes, different file preferences, and where they request degraded versions of the same file. We upper bound the asymptotic ($\tau \rightarrow \infty$) coded multicast rate achieved by the GCC algorithm. As described in [7, Sec III-B], the GCC algorithm applies two greedy graph coloring-based algorithms, GCC_1 and GCC_2 , to the index coding conflict graph $\mathcal{H}_{\mathbf{C}, \mathbf{Q}}$, constructed based on the packet-level cache configuration \mathbf{C} and demand realization \mathbf{Q} . Then, GCC determines the total number of distinct colors assigned by each algorithm to the graph vertices, and selects the coloring that results in a smaller number of distinct colors.

A. Coded multicast rate achieved by GCC_1 for demand \mathbf{d} :

For a given vertex v in the conflict graph $\mathcal{H}_{\mathbf{C}, \mathbf{Q}}$, corresponding to packet $\alpha(v)$ requested by receiver $\beta(v)$, we refer to the unordered set of receivers $\{\beta(v), \eta(v)\}$ as the *receiver label* of v , which corresponds to the set of receivers either requesting or caching packet $\alpha(v)$. Note that by definition of the conflict graph, two vertices with the same receiver label are not connected via an edge, i.e., they do not interfere. Let $\mathcal{J}(\mathbf{C}, \mathbf{Q})$ denote the number of distinct colors assigned by algorithm GCC_1 to graph $\mathcal{H}_{\mathbf{C}, \mathbf{Q}}$, which, by definition, is the number of independent sets⁷ selected by the algorithm. By construction, GCC_1 generates independent sets that are composed of vertices with the same receiver label. We upper bound the number of independent sets in $\mathcal{H}_{\mathbf{C}, \mathbf{Q}}$ by first splitting the graph into K subgraphs, and upper bounding $\mathcal{J}(\mathbf{C}, \mathbf{Q})$ with the sum of the number of independent sets found by GCC_1 in each of the K subgraphs. For demand \mathbf{d} , let the ordered set χ_1, \dots, χ_K denote a permutation of receiver indices $\{1, \dots, K\}$ such that $\Omega_{\chi_1, d_{\chi_1}} \leq \dots \leq \Omega_{\chi_K, d_{\chi_K}}$. Then, $\mathcal{H}_{\mathbf{C}, \mathbf{Q}}$ is split into possibly K subgraphs such that subgraph $i \in [K]$ is composed of all the vertices in \mathbf{Q} , denoted by $\mathcal{V}^{(i)}$, that represent the requested packets that belong to the portion of files from bit $\Omega_{\chi_{i-1}, d_{\chi_{i-1}}} \tau$ to bit $\Omega_{\chi_i, d_{\chi_i}} \tau$ ⁸ demanded by receivers $\{\chi_i, \dots, \chi_K\}$. Note that the first subgraph corresponding to $i = 1$ is composed of all vertices that represent requested packets from the first $\Omega_{\chi_1, d_{\chi_1}} \tau$ bits of all files in demand \mathbf{d} , and therefore we define $\Omega_{\chi_0, d_{\chi_0}} = 0$. Subgraph i is empty, i.e., has no vertices and edges, if $\Omega_{\chi_{i-1}, d_{\chi_{i-1}}} = \Omega_{\chi_i, d_{\chi_i}}$, and consequently $\mathcal{V}^{(i)} = \emptyset$. By

⁷An independent set is a set of vertices in a graph, no two of which are adjacent.

⁸Indexed from the beginning of a file.

construction, subgraph i only contains packets of files requested by receivers $\{\chi_i, \dots, \chi_K\}$, and after coloring graph i there are no remaining packets requested by receiver χ_i that need to be delivered. Let us denote the number of independent sets in subgraph $i \in [K]$ by $\mathcal{J}_i(\mathbf{C}, \mathbf{Q})$.

We find an upper bound on $\mathcal{J}_i(\mathbf{C}, \mathbf{Q})$, $i \in [K]$, proceeding as in [7, Appendix A], by enumerating all possible receiver labels, and by further upper bounding the number of independent sets that GCC_1 generates for each receiver label. We define $\eta_i(v)$ as the set of all receivers in $\{\chi_i, \dots, \chi_K\}$ which have cached packet $\alpha(v)$ corresponding to vertex $v \in \mathcal{V}^{(i)}$; therefore, $\eta_i(v) = \eta(v) \setminus \{\chi_i, \dots, \chi_K\}$. Let $\mathcal{K}_\ell \subseteq \{\chi_i, \dots, \chi_K\}$ denote a set of $\ell \in \{1, \dots, K - i + 1\}$ receivers, and let $\mathcal{J}_{\mathbf{C}, \mathbf{Q}}^{(i)}(\mathcal{K}_\ell)$ denote the number of independent sets generated by GCC_1 with receiver label \mathcal{K}_ℓ for packet-level demand \mathbf{Q} corresponding to subgraph i with vertex set $\mathcal{V}^{(i)}$. As stated in [7, Appendix A], a necessary condition for the existence of an independent set with receiver label $\mathcal{K}_\ell = \{\beta(v), \eta_i(v)\}$ is that for any receiver $k \in \mathcal{K}_\ell$, there exist a vertex $v \in \mathcal{V}^{(i)}$ such that: 1) $\beta(v) = k$, i.e., receiver k is requesting packet $\alpha(v)$, and 2) $\eta_i(v) = \mathcal{K}_\ell \setminus \{k\}$, i.e., $\alpha(v)$ is cached by all receivers in $\mathcal{K}_\ell \setminus \{k\}$, and not by any other receiver in $\{\chi_i, \dots, \chi_K\}$. Then, for a given \mathbf{C} and \mathbf{Q} , the number of generated independent sets becomes

$$\mathcal{J}_i(\mathbf{C}, \mathbf{Q}) = \sum_{\ell=1}^{K-i+1} \sum_{\mathcal{K}_\ell \subseteq \{\chi_i, \dots, \chi_K\}} \mathcal{J}_{\mathbf{C}, \mathbf{Q}}^{(i)}(\mathcal{K}_\ell), \quad (38)$$

with

$$\mathcal{J}_{\mathbf{C}, \mathbf{Q}}^{(i)}(\mathcal{K}_\ell) = \max_{k \in \mathcal{K}_\ell} \sum_{\substack{v \in \mathcal{V}^{(i)}: \\ \beta(v) = k}} \mathbb{1}\{\eta_i(v) = \mathcal{K}_\ell \setminus \{k\}\}, \quad (39)$$

where $\mathbb{1}\{\eta_i(v) = \mathcal{K}_\ell \setminus \{k\}\}$ is a random variable, whose expected value gives the probability that vertex v corresponding to file d_k requested by receiver k belongs to an independent set associated with receiver label \mathcal{K}_ℓ . In other words, it indicates whether packet $\alpha(v)$ can be encoded into a linear codeword intended for all the receivers in \mathcal{K}_ℓ . For any vertex $v \in \mathcal{V}^{(i)}$, the indicator function $Y_{\mathcal{K}_\ell, k} \triangleq \mathbb{1}\{\eta_i(v) = \mathcal{K}_\ell \setminus \{k\}\}$ takes value 1 in the event that packet $\alpha(v)$ is cached at all the receivers in $\mathcal{K}_\ell \setminus \{k\}$, and is not cached at any of the receivers in $\{\chi_i, \dots, \chi_K\} \setminus \mathcal{K}_\ell$. $Y_{\mathcal{K}_\ell, k}$ is a Bernoulli random variable with parameter

$$\phi_i(\mathcal{K}_\ell, k, d_k) \triangleq \prod_{u \in \mathcal{K}_\ell \setminus \{k\}} p_{u, d_k}^c \prod_{u \in \{\chi_i, \dots, \chi_K\} \setminus \mathcal{K}_\ell} (1 - p_{u, d_k}^c), \quad (40)$$

where $p_{k, n}^c$ denotes the probability that a packet from version k of file $n \in [N]$ is cached at receiver

$k \in [K]$, and is given by

$$p_{k,n}^c = \left(\frac{\Omega_{k,n} F/T - 1}{M_{k,n} F/T - 1} \right) / \left(\frac{\Omega_{k,n} F/T}{M_{k,n} F/T} \right) = \frac{M_{k,n}}{M_{k,n} + \widetilde{R}_{k,n}} = p_{k,n} \frac{M_k}{\Omega_{k,n}}. \quad (41)$$

Similar to [7, Appendix A], it can be shown that as $\tau \rightarrow \infty$ with fixed T , we have

$$\lim_{\tau/T \rightarrow \infty} \mathbb{P} \left(\left| \frac{Y_{\mathcal{K}_\ell, k}}{(\Omega_{\chi_i, d_{\chi_i}} - \Omega_{\chi_{i-1}, d_{\chi_{i-1}}}) \tau/T} - (1 - p_{u, d_k}^c) \phi_i(\mathcal{K}_\ell, k, d_k) \right| \leq \epsilon \right) = 1. \quad (42)$$

As $\tau \rightarrow \infty$, the expected number of independent sets generated with label \mathcal{K}_ℓ is upper bounded by

$$\begin{aligned} \mathbb{E}_{\mathbf{C}} \left[\mathcal{J}_{\mathbf{C}, \mathbf{Q}}^{(i)}(\mathcal{K}_\ell) \middle| \mathbf{C} \right] &= \mathbb{E}_{\mathbf{C}} \left[\max_{k \in \mathcal{K}_\ell} \sum_{\substack{v \in \mathcal{V}^{(i)}: \\ \beta(v) = k}} \mathbb{1} \left\{ \eta_i(v) = \mathcal{K}_\ell \setminus \{k\} \right\} \middle| \mathbf{C} \right] \\ &\leq \max_{k \in \mathcal{K}_\ell} \left\{ (1 - p_{k, d_k}^c) \phi_i(\mathcal{K}_\ell, k, d_k) \right\} (\Omega_{\chi_i, d_{\chi_i}} - \Omega_{\chi_{i-1}, d_{\chi_{i-1}}}) \frac{\tau}{T}. \end{aligned} \quad (43)$$

Therefore, an upper bound on the asymptotic coded multicast rate for demand \mathbf{d} and a given set of caching distributions $\{\mathbf{p}_k\}_{k=1}^K$, can be derived from (38) and (43) as follows

$$\begin{aligned} \Psi_{\mathbf{d}}^{(1)}(\{\mu_k\}, \{\mathbf{p}_k\}, \{\Omega_{k,n}\}) &\triangleq \frac{1}{\tau/T} \mathbb{E}_{\mathbf{C}} \sum_{i=1}^K \left[\mathcal{J}_i(\mathbf{C}, \mathbf{Q}) \middle| \mathbf{C} \right] \\ &\leq \sum_{i=1}^K \sum_{\ell=1}^{K-i+1} \sum_{\mathcal{K}_\ell \subseteq \{\chi_i, \dots, \chi_K\}} (\Omega_{\chi_i, d_{\chi_i}} - \Omega_{\chi_{i-1}, d_{\chi_{i-1}}}) \max_{k \in \mathcal{K}_\ell} (1 - p_{k, d_k}^c) \phi_i(\mathcal{K}_\ell, k, d_k). \end{aligned}$$

B. Coded multicast rate achieved by GCC₂ for demand \mathbf{d} :

Algorithm GCC₂ corresponds to uncoded (naive) multicast transmissions. As described in [7, Sec III-B], GCC₂ randomly selects a vertex v in the conflict graph $\mathcal{H}_{\mathbf{C}, \mathbf{Q}}$ and generates independent sets composed of all vertices representing the same packet $\alpha(v)$ represented by vertex v . Then, it assigns the same color to all the vertices in each independent set. This corresponds to transmitting a total number of packets equal to the number of distinct requested packets. In order to evaluate this value for a given set of cache sizes $\{\mu_k\}_{k=1}^K$, we upper bound it with the number of packets that need to be delivered in a scheme where receiver $k \in [K]$ has cached the first $p_{k, d_k} \mu_k \tau/T$ packets from the total $\Omega_{k, d_k} \tau/T$ packets of version k of file $d_k \in [N]$. In this case, for a requested file $n \ni \mathbf{d}$ the longest requested version of file n , i.e., $\arg \max_{k: d_k = n} \Omega_{k, d_k}$, needs to be transmitted. Given that receivers have heterogeneous cache sizes and caching distributions, only $\arg \min_{k: d_k = n} p_{k, d_k} \mu_k \tau/T$ packets of this file have been cached

by all receivers requesting this file, and therefore, the multicast rate for demand \mathbf{d} is upper bounded by

$$\Psi_{\mathbf{d}}^{(2)}\left(\{\mu_k\}, \{\mathbf{p}_k\}, \{\Omega_{k,n}\}\right) \triangleq \sum_{n=1}^N \mathbb{1}\{n \ni \mathbf{d}\} \left(\max_{k:d_k=n} \Omega_{k,n} - \min_{k:d_k=n} p_{k,n} \mu_k \right). \quad (44)$$

APPENDIX B

PROOF OF THEOREM 2

We derive an upper bound on the expected coded multicast rate required to deliver a version of file $n \in [N]$ with rate $\Omega_{k,n}$ to receiver $k \in [K]$, by taking the expected value of the rate given Theorem 1, and derived in Appendix A, over all possible demands $\mathbf{d} \in \mathcal{D}$.

A. Expected coded multicast rate achieved by GCC₁

Let $\lambda_i(\mathcal{K}_\ell, k, n) \triangleq (1 - p_{k,n}^c) \phi_i(\mathcal{K}_\ell, k, n)$ for $\phi_i(\mathcal{K}_\ell, k, n)$ defined in (40), then by taking the expectation of the rate in Theorem 1, we have

$$\begin{aligned} \mathbb{E}\left[\Psi_{\mathbf{d}}^{(1)}\left(\{\mu_k\}, \{\mathbf{p}_k\}, \{\Omega_{k,n}\}\right)\right] &= \mathbb{E}\left[\sum_{i=1}^K \sum_{\ell=1}^{K-i+1} \sum_{\mathcal{K}_\ell \subseteq \{\chi_i, \dots, \chi_K\}} \left(\Omega_{\chi_i, d_{\chi_i}} - \Omega_{\chi_{i-1}, d_{\chi_{i-1}}}\right) \max_{k \in \mathcal{K}_\ell} \lambda_i(\mathcal{K}_\ell, k, d_k)\right] \\ &= \sum_{i=1}^K \sum_{\ell=1}^{K-i+1} \mathbb{E}\left[\sum_{\mathcal{K}_\ell \subseteq \{\chi_i, \dots, \chi_K\}} \left(\Omega_{\chi_i, d_{\chi_i}} - \Omega_{\chi_{i-1}, d_{\chi_{i-1}}}\right) \max_{k \in \mathcal{K}_\ell} \lambda_i(\mathcal{K}_\ell, k, d_k)\right], \end{aligned} \quad (45)$$

where the expectation is taken over all subsets \mathcal{K}_ℓ of the set $\{\chi_i, \dots, \chi_K\}$ which is a function of the random demand realization \mathbf{d} , and therefore, the order of the expectation and summation can not be exchanged. Consequently, we upper bound (45) with the delivery rate in a network where receiver $k \in [K]$ requests equal-length versions of all file in the library each of size $\Omega_k^* \tau$ bits with $\Omega_k^* \triangleq \max_{n \in [N]} \Omega_{k,n}$, i.e., it requests versions of files with the largest rate. For a given set of $\Omega_1^*, \dots, \Omega_K^*$, let the ordered set $\chi_1^*, \dots, \chi_K^*$ denote a permutation of receiver indices $\{1, \dots, K\}$ such that $\Omega_{\chi_1^*}^* \leq \dots \leq \Omega_{\chi_K^*}^*$. Note that the set $\chi_1^*, \dots, \chi_K^*$ is independent of the random demand \mathbf{d} . Then, from (45) we have

$$\begin{aligned} \mathbb{E}\left[\Psi_{\mathbf{d}}^{(1)}\left(\{\mu_k\}, \{\mathbf{p}_k\}, \{\Omega_{k,n}\}\right)\right] &\leq \sum_{i=1}^K \sum_{\ell=1}^{K-i+1} \mathbb{E}\left[\sum_{\mathcal{K}_\ell \subseteq \{\chi_i^*, \dots, \chi_K^*\}} \left(\Omega_{\chi_i^*}^* - \Omega_{\chi_{i-1}^*}^*\right) \max_{k \in \mathcal{K}_\ell} \lambda_i(\mathcal{K}_\ell, k, d_k)\right] \\ &\stackrel{(a)}{=} \sum_{i=1}^K \sum_{\ell=1}^{K-i+1} \sum_{\mathbf{f} \in \mathcal{F}([K])} \left(\prod_{k \in [K]} q_{k, f_k}\right) \sum_{\mathcal{K}_\ell \subseteq \{\chi_i^*, \dots, \chi_K^*\}} \left(\Omega_{\chi_i^*}^* - \Omega_{\chi_{i-1}^*}^*\right) \max_{k \in \mathcal{K}_\ell} \lambda_i(\mathcal{K}_\ell, k, f_k) \\ &\stackrel{(b)}{=} \sum_{i=1}^K \sum_{\ell=1}^{K-i+1} \sum_{\mathbf{f} \in \mathcal{F}([K])} \left(\prod_{k \in [K]} q_{k, f_k}\right) \sum_{\mathcal{K}_\ell \subseteq \{\chi_i^*, \dots, \chi_K^*\}} \left(\Omega_{\chi_i^*}^* - \Omega_{\chi_{i-1}^*}^*\right) \end{aligned}$$

$$\begin{aligned}
& \left(\sum_{n=1}^N \sum_{k \in \mathcal{K}_\ell} \mathbb{1} \left\{ (k, n) = \arg \max_{(s,t): s \in \mathcal{K}_\ell, t=f_s} \lambda_i(\mathcal{K}_\ell, s, t) \right\} \cdot \lambda_i(\mathcal{K}_\ell, k, n) \right) \\
&= \sum_{i=1}^K \sum_{\ell=1}^{K-i+1} \sum_{\mathcal{K}_\ell \subseteq \{\chi_i^*, \dots, \chi_K^*\}} \sum_{n=1}^N \sum_{k \in \mathcal{K}_\ell} \left(\Omega_{\chi_i^*}^* - \Omega_{\chi_{i-1}^*}^* \right) \lambda_i(\mathcal{K}_\ell, k, n) \\
& \quad \sum_{\mathbf{f} \in \mathcal{F}(\mathcal{K}_\ell)} \left(\prod_{k \in \mathcal{K}_\ell} q_{k, f_k} \right) \mathbb{1} \left\{ (k, n) = \arg \max_{(s,t): s \in \mathcal{K}_\ell, t=f_s} \lambda_i(\mathcal{K}_\ell, s, t) \right\} \\
&= \sum_{i=1}^K \sum_{\ell=1}^{K-i+1} \sum_{\mathcal{K}_\ell \subseteq \{\chi_i^*, \dots, \chi_K^*\}} \sum_{n=1}^N \sum_{k \in \mathcal{K}_\ell} \left(\Omega_{\chi_i^*}^* - \Omega_{\chi_{i-1}^*}^* \right) \lambda_i(\mathcal{K}_\ell, k, n) \mathbb{E} \left[\mathbb{1} \left\{ (k, n) = \arg \max_{(s,t): s \in \mathcal{K}_\ell, t=f_s} \lambda_i(\mathcal{K}_\ell, s, t) \right\} \right] \\
&\stackrel{(c)}{=} \sum_{i=1}^K \sum_{\ell=1}^{K-i+1} \sum_{\mathcal{K}_\ell \subseteq \{\chi_i^*, \dots, \chi_K^*\}} \sum_{n=1}^N \sum_{k \in \mathcal{K}_\ell} \left(\Omega_{\chi_i^*}^* - \Omega_{\chi_{i-1}^*}^* \right) \lambda_i(\mathcal{K}_\ell, k, n) \Gamma_i(\mathcal{K}_\ell, k, n), \tag{46}
\end{aligned}$$

where (a) follows by writing the expectation with respect to the demand vector $\mathbf{f} \in \mathcal{F}([K])$, and $\mathcal{F}(\mathcal{K})$ denotes the set of all possible demand vectors made by the receivers in set \mathcal{K} . Then, (b) follows from replacing $\max_{k \in \mathcal{K}_\ell} \lambda_i(\mathcal{K}_\ell, k, f_k)$ with a sum over all possible file-receiver indices (k, n) of $\lambda_i(\mathcal{K}_\ell, k, n)$ multiplied by the indicator function that picks the maximum value. Finally, (c) follows by denoting

$$\Gamma_i(\mathcal{K}_\ell, k, n) \triangleq \mathbb{P} \left((k, n) = \arg \max_{(s,t): s \in \mathcal{K}_\ell, t=f_s} \lambda_i(\mathcal{K}_\ell, s, t) \right), \tag{47}$$

which is the probability that file $n \ni \mathbf{f}$ requested by receiver $k \in \mathcal{K}_\ell$ maximizes the quantity $\lambda_i(\mathcal{K}_\ell, s, t)$, and where $\sum_{n=1}^N \sum_{k \in \mathcal{K}_\ell} \Gamma_i(\mathcal{K}_\ell, k, n) = 1$. Therefore, the expected coded multicast rate achieved by GGC₁ for a given set of caching distributions $\{\mathbf{p}_k\}_{k=1}^K$ is upper bounded by

$$\bar{\Psi}^{(1)} \left(\{\mathbf{q}_k\}, \{\mu_k\}, \{\mathbf{p}_k\}, \{\Omega_{k,n}\} \right) \triangleq \sum_{i=1}^K \sum_{\ell=1}^{K-i+1} \sum_{n=1}^N \sum_{\mathcal{K}_\ell \subseteq \{\chi_i^*, \dots, \chi_K^*\}} \sum_{k \in \mathcal{K}_\ell} \left(\Omega_{\chi_i^*}^* - \Omega_{\chi_{i-1}^*}^* \right) \lambda_i(\mathcal{K}_\ell, k, n) \Gamma_i(\mathcal{K}_\ell, k, n).$$

B. Expected coded multicast rate achieved by GCC₂

Taking the expectation of the rate given in (44) over all demand realizations $\mathbf{d} \in \mathfrak{D}$ results in

$$\begin{aligned}
\bar{\Psi}^{(2)} \left(\{\mathbf{q}_k\}, \{\mu_k\}, \{\mathbf{p}_k\}, \{\Omega_{k,n}\} \right) &\triangleq \mathbb{E} \left[\bar{\Psi}_{\mathbf{d}}^{(2)} \left(\{\Omega_{k,n}\} \right) \right] \\
&= \sum_{n=1}^N \mathbb{E} \left[\mathbb{1} \{n \ni \mathbf{d}\} \left(\max_{k: d_k=n} \Omega_{k,n} - \min_{k: d_k=n} p_{k,n} \mu_k \right) \right] \\
&\stackrel{(a)}{\leq} \sum_{n=1}^N \mathbb{P} \left(\mathbb{1} \{n \ni \mathbf{d}\} \right) \left(\max_{k \in [K]} \Omega_{k,n} - \min_{k \in [K]} p_{k,n} \mu_k \right) \\
&= \sum_{n=1}^N \left(1 - \prod_{k=1}^K (1 - q_{k,n}) \right) \left(\max_{k \in [K]} \Omega_{k,n} - \min_{k \in [K]} p_{k,n} \mu_k \right),
\end{aligned}$$

where (a) follows since $\max_{k:d_k=n} \Omega_{k,n} \leq \max_{k \in [K]} \Omega_{k,n}$ and $\min_{k:d_k=n} p_{k,n} \mu_k \geq \min_{k \in [K]} p_{k,n} \mu_k$ for any $\mathbf{d} \in \mathcal{D}$.

APPENDIX C

PROOF OF THEOREM 3

The proof follows steps similar to those in [7, Appendix A], and based on the explanations given in Appendix A. We upper bound the number of independent sets in $\mathcal{H}_{\mathbf{C}, \mathbf{Q}}$, by splitting the graph into N subgraphs such that subgraph i contains a subset of the packets of all requested files that have version length equal or larger than the i^{th} shortest version length. Let $J_i(\mathbf{C}, \mathbf{Q})$ denote the number of independent sets found by Algorithm GCC₁ in subgraph i . For a given \mathbf{C} and \mathbf{Q} , we upper bound the delivery rate with $\sum_i J_i(\mathbf{C}, \mathbf{Q})$. Let the ordered set ζ_1, \dots, ζ_N denote a permutation of the file indices $\{1, \dots, N\}$ such that $\Omega_{\zeta_1} \leq \dots \leq \Omega_{\zeta_N}$. Then, for a given demand, subgraph i is composed of all (if any) vertices in \mathcal{V} , denoted by $\mathcal{V}^{(i)}$, corresponding to packets in \mathbf{Q} that belong to the portion of requested files from bit $\Omega_{\zeta_{i-1}}\tau$ to bit $\Omega_{\zeta_i}\tau$. Let us denote the set of receivers requesting a packet in subgraph i by $\mathcal{K}^{(i)}$. Following the procedure in Appendix A, the normalized number of independent sets generated by the algorithm becomes

$$\begin{aligned} \frac{1}{\tau/T} \mathbb{E}_{\mathbf{C}} \left[\sum_{i=1}^N J_i(\mathbf{C}, \mathbf{Q}) \right] &= \sum_{i=1}^N \sum_{\ell=1}^{|\mathcal{K}^{(i)}|} \sum_{\mathcal{K}_\ell \in \mathcal{K}^{(i)}} \left(\Omega_{\zeta_i} - \Omega_{\zeta_{i-1}} \right) \max_{n \in \mathbf{f}_\ell} \sum_{\substack{v \in \mathcal{V}^{(i)}: \\ \alpha(v) \text{ belongs to } n}} \mathbb{1} \left\{ \eta_i(v) = \mathcal{K}_\ell \setminus \{k\} \right\} \\ &= \sum_{i=1}^N \sum_{\ell=1}^{|\mathcal{K}^{(i)}|} \binom{|\mathcal{K}^{(i)}|}{\ell} \left(\Omega_{\zeta_i} - \Omega_{\zeta_{i-1}} \right) \max_{n \in \mathbf{f}_\ell} \lambda(|\mathcal{K}^{(i)}|, \ell, n), \end{aligned}$$

which follows due to the homogeneity across receivers, with $\lambda(K, \ell, n)$ given as

$$\lambda(K, \ell, n) = (p_n^c)^{\ell-1} (1 - p_n^c)^{K-\ell+1}. \quad (48)$$

Then the expected delivery rate can be upper bounded by taking the expectation over all demands as follows:

$$\begin{aligned} \bar{\Psi}^{(1)}(\mathbf{q}, \mu, \mathbf{p}, \{\Omega_n\}) &\leq \mathbb{E} \left[\sum_{i=1}^N \sum_{\ell=1}^{|\mathcal{K}^{(i)}|} \binom{|\mathcal{K}^{(i)}|}{\ell} \left(\Omega_{\zeta_i} - \Omega_{\zeta_{i-1}} \right) \max_{n \in \mathbf{f}_\ell} \lambda(|\mathcal{K}^{(i)}|, \ell, n) \right] \\ &= \sum_{i=1}^N \left(\Omega_{\zeta_i} - \Omega_{\zeta_{i-1}} \right) \mathbb{E} \left[\sum_{\ell=1}^{|\mathcal{K}^{(i)}|} \binom{|\mathcal{K}^{(i)}|}{\ell} \max_{n \in \mathbf{f}_\ell} \lambda(|\mathcal{K}^{(i)}|, \ell, n) \right] \end{aligned}$$

$$\begin{aligned}
&\stackrel{(a)}{\leq} \sum_{i=1}^N \left(\Omega_{\zeta_i} - \Omega_{\zeta_{i-1}} \right) \mathbb{E} \left[\sum_{\ell=1}^{|\mathcal{K}^{(i)}|} \binom{|\mathcal{K}^{(i)}|}{\ell} \sum_{n \in \{\zeta_i, \dots, \zeta_N\}} \Gamma_i(|\mathcal{K}^{(i)}|, \ell, n) \lambda(|\mathcal{K}^{(i)}|, \ell, n) \right] \\
&\stackrel{(b)}{\leq} \sum_{i=1}^N \left(\Omega_{\zeta_i} - \Omega_{\zeta_{i-1}} \right) \sum_{\ell=1}^{\tilde{K}_i} \binom{\tilde{K}_i}{\ell} \Gamma_i(\tilde{K}_i, \ell, n) \lambda(\tilde{K}_i, \ell, n),
\end{aligned}$$

where (a) follows using the same trick as in Appendix B with

$$\Gamma_i(K, \ell, n) = \mathbb{P} \left(n = \arg \max_{t \in \mathcal{F}_\ell} (p_t^c)^{\ell-1} (1 - p_t^c)^{K-\ell+1} \right), \quad (49)$$

denoting the probability that file $n \in \mathcal{F}_\ell$ chosen from a random set of ℓ files in $\{\zeta_i, \dots, \zeta_N\}$ maximizes $\lambda(K, \ell, n)$, and (b) follows from Jensen's inequality due to the concavity of the function over which the expectation is taken. $\tilde{K}_i = K \sum_{j=i}^N q_{\zeta_j}$ denoting the expected number of receivers in set $\mathcal{K}^{(i)}$.

REFERENCES

- [1] P. Hassanzadeh, E. Erkip, J. Llorca, and A. Tulino, "Distortion-memory tradeoffs in cache-aided wireless video delivery," in *Proc. of 53rd Allerton Conf. on Commun., Control, and Computing*, 2015, pp. 1150–1157.
- [2] A. F. Molisch, G. Caire, D. Ott, J. R. Foerster, D. Bethanabhotla, and M. Ji, "Caching eliminates the wireless bottleneck in video aware wireless networks," *Advances in Electrical Engineering*, 2014.
- [3] X. Wang, M. Chen, T. Taleb, A. Ksentini, and V. Leung, "Cache in the air: exploiting content caching and delivery techniques for 5g systems," *IEEE Commun. Mag.*, vol. 52, no. 2, pp. 131–139, 2014.
- [4] K. Shanmugam, N. Golrezaei, A. G. Dimakis, A. F. Molisch, and G. Caire, "Femtocaching: Wireless content delivery through distributed caching helpers," *IEEE Trans. Inf. Theory*, vol. 59, no. 12, pp. 8402–8413, 2013.
- [5] M. A. Maddah-Ali and U. Niesen, "Fundamental limits of caching," *IEEE Trans. Inf. Theory*, vol. 60, no. 5, pp. 2856–2867, 2014.
- [6] —, "Decentralized coded caching attains order-optimal memory-rate tradeoff," *IEEE/ACM Trans. Netw.*, vol. 23, no. 4, pp. 1029–1040, 2015.
- [7] M. Ji, A. M. Tulino, J. Llorca, and G. Caire, "Order-optimal rate of caching and coded multicasting with random demands," *IEEE Trans. Inf. Theory*, vol. 63, no. 6, pp. 3923–3949, 2017.
- [8] Q. Yu, M. A. Maddah-Ali, and A. S. Avestimehr, "Characterizing the rate-memory tradeoff in cache networks within a factor of 2," *IEEE Trans. Inf. Theory*, vol. 65, no. 1, pp. 647–663, 2019.
- [9] U. Niesen and M. A. Maddah-Ali, "Coded caching with nonuniform demands," *IEEE Trans. Inf. Theory*, vol. 63, no. 2, pp. 1146–1158, 2017.
- [10] R. Pedarsani, M. A. Maddah-Ali, and U. Niesen, "Online coded caching," *IEEE/ACM Trans. Netw.*, vol. 24, no. 2, pp. 836–845, 2016.
- [11] S. S. Bidokhti, M. Wigger, and R. Timo, "Noisy broadcast networks with receiver caching," *IEEE Trans. Inf. Theory*, vol. 64, no. 11, pp. 6996–7016, 2018.
- [12] P. Hassanzadeh, A. Tulino, J. Llorca, and E. Erkip, "Rate-memory trade-off for the broadcast caching network with correlated sources," *arXiv preprint arXiv: 1806.07333*, 2018.

- [13] —, “On coding for cache-aided delivery of dynamic correlated content,” *IEEE J. Select. Areas Commun.*, vol. 36, no. 8, pp. 1666–1681, 2018.
- [14] G. S. Paschos, G. Iosifidis, M. Tao, D. Towsley, and G. Caire, “The role of caching in future communication systems and networks,” *IEEE J. Select. Areas Commun.*, vol. 36, no. 6, pp. 1111–1125, 2018.
- [15] Y. Wang, J. Ostermann, and Y.-Q. Zhang, *Video processing and communications*. Prentice hall Upper Saddle River, 2002, vol. 1.
- [16] H. Schwarz, D. Marpe, and T. Wiegand, “Overview of the scalable video coding extension of the H. 264/AVC standard,” *IEEE Trans. Circuits Syst. Video Technol.*, vol. 17, no. 9, pp. 1103–1120, 2007.
- [17] H. Sun, A. Vetro, and J. Xin, “An overview of scalable video streaming,” *Wireless Communications and Mobile Computing*, vol. 7, no. 2, pp. 159–172, 2007.
- [18] M. Ji, A. M. Tulino, J. Llorca, and G. Caire, “On the average performance of caching and coded multicasting with random demands,” in *Proc. IEEE Int. Symp. on Wireless Commun. Syst. (ISWCS)*, 2014, pp. 922–926.
- [19] R. Timo, S. S. Bidokhti, M. Wigger, and B. C. Geiger, “A rate-distortion approach to caching,” *IEEE Trans. Inf. Theory*, vol. 64, no. 3, pp. 1957–1976, 2018.
- [20] Q. Yang and D. Gündüz, “Coded caching and content delivery with heterogeneous distortion requirements,” *IEEE Trans. Inf. Theory*, vol. 64, no. 6, pp. 4347–4364, 2018.
- [21] A. M. Ibrahim, A. A. Zewail, and A. Yener, “On coded caching with heterogeneous distortion requirements,” in *Proc. Inform. Theory and Appl. Workshop (ITA)*, 2018, pp. 1–9.
- [22] W. H. Equitz and T. M. Cover, “Successive refinement of information,” *IEEE Trans. Inf. Theory*, vol. 37, no. 2, pp. 269–275, 1991.
- [23] T. M. Cover and J. A. Thomas, *Elements of Information Theory*. John Wiley & Sons, 2012.
- [24] Y. Birk and T. Kol, “Informed-source coding-on-demand (iscod) over broadcast channels,” in *Proc. IEEE INFOCOM*, vol. 3, no. 98, 1998, pp. 1257–1264.
- [25] Z. Bar-Yossef, Y. Birk, T. Jayram, and T. Kol, “Index coding with side information,” *IEEE Trans. Inf. Theory*, vol. 57, no. 3, pp. 1479–1494, 2011.