

Light quark vacuum polarization at the physical point and contribution to the muon $g - 2$

Christopher Aubin

*Department of Physics and Engineering Physics,
Fordham University, Bronx, New York, New York 10458, USA*

Thomas Blum and Cheng Tu

*Physics Department, University of Connecticut,
Storrs, Connecticut 06269-3046, USA*

Maarten Golterman

*Department of Physics and Astronomy,
San Francisco State University, San Francisco, California 94132, USA*

Chulwoo Jung

Physics Department, Brookhaven National Laboratory, Upton, New York 11973, USA

Santiago Peris

*Department of Physics and IFAE-BIST,
Universitat Autònoma de Barcelona,
Barcelona, E-08193 Bellaterra, Spain*

Abstract

We report on the computation of the connected light quark vacuum polarization with 2+1+1 flavors of HISQ fermions at the physical point and its contribution to the muon anomalous magnetic moment. Three ensembles, generated by the MILC collaboration, are used to take the continuum limit. The finite volume correction to this result is computed in the (Euclidean) time-momentum representation to NNLO in chiral perturbation theory. We find $a_\mu^{\text{HVP}} = (659 \pm 20 \pm 5 \pm 5 \pm 4) \times 10^{-10}$, where the errors are statistical and estimates of residual uncertainties from taking the continuum limit, scale setting, and truncation of chiral perturbation theory at NNLO. We compare our results with recent ones in the literature.

I. INTRODUCTION

Fermilab experiment E989 is measuring the anomalous magnetic moment of the muon ($a_\mu = (g - 2)/2$) with the goal of reducing the error on the BNL E821 [1] result by a factor of four. An upcoming experiment at J-PARC, E34, aims to do the same with a completely different technique. Lattice calculations of the hadronic contributions to the muon $g - 2$, like the one reported here, are crucial to obtain and cross-check the Standard Model value to the same accuracy in order to discover new physics or lay to rest the longstanding discrepancy between theory and experiment.

In this paper we focus on the leading hadronic vacuum polarization (HVP) contribution to the muon anomaly. The aim is to test the efficacy of modern noise-reduction techniques to reduce the statistical errors of Monte Carlo methods used in lattice QCD in the context of the HVP and to provide accurate finite volume corrections to these results using chiral perturbation theory at two-loop order.

The total HVP contribution to a_μ comes from both connected- and disconnected- quark line diagrams shown in Fig. 1, for each flavor of quark in Nature. The u, d quark-connected contributions are by far the largest, and we only compute them in this work. Comparison to other recent precise calculations [2–7] will provide important validation for the lattice method.

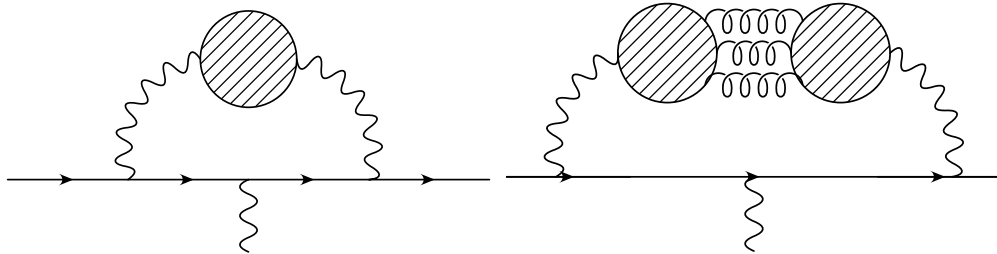


FIG. 1: The quark connected (left) and disconnected (right) diagrams contributing to the hadronic vacuum polarization contribution to the muon anomaly.

The plan of this paper is the following. In Sec. II we review the theoretical framework for the calculation, including important details of the lattice calculation and the calculation in chiral perturbation theory in Euclidean space of the leading and next-to-leading finite volume corrections to the HVP contribution to the muon $g - 2$. Section III presents our results and

comparison to other calculations. In Sec. IV we give a summary of this work and discuss implications for future work and the important upcoming comparison with experiment. The Appendix reports details of the NNLO chiral perturbation theory calculation.

II. THEORETICAL FRAMEWORK

Using lattice QCD and continuum, infinite-volume (perturbative) QED, one can calculate the hadronic vacuum polarization (HVP) contribution to the muon anomalous magnetic moment [8],

$$a_{\mu}^{\text{HVP}} = 4\alpha^2 \int_0^\infty dq^2 f(q^2) \hat{\Pi}(q^2), \quad (1)$$

$$f(q^2) = \frac{m_{\mu}^2 q^2 Z^3 (1 - q^2 Z)}{1 + m_{\mu}^2 q^2 Z^2}, \quad (2)$$

$$Z = -\frac{q^2 - \sqrt{q^4 + 4m_{\mu}^2 q^2}}{2m_{\mu}^2 q^2}. \quad (3)$$

m_{μ} is the muon mass, and $\hat{\Pi}(q^2)$ is the subtracted HVP, $\hat{\Pi}(q^2) = \Pi(q^2) - \Pi(0)$, computed directly on a Euclidean space-time lattice from the Fourier transform of the vector current two-point function,

$$\Pi^{\mu\nu}(q) = \int d^4x e^{iqx} \langle j^{\mu}(x) j^{\nu}(0) \rangle \quad (4)$$

$$= \Pi(q^2) (-q^{\mu} q^{\nu} + q^2 \delta^{\mu\nu}), \quad (5)$$

$$j^{\mu}(x) = \sum_i Q_i \bar{\psi}_i(x) \gamma^{\mu} \psi_i(x). \quad (6)$$

$j^{\mu}(x)$ is the electromagnetic current, and Q_i is the quark electric charge in units of the electron charge e (the sum is over active flavors). The form in the second equation is dictated by Lorentz and gauge symmetries.

In the following it is convenient to use the time-momentum representation [9] which results from interchanging the order of the Fourier transform and momentum integrals in Eqs. (4) and (1), respectively.

$$\Pi(q^2) - \Pi(0) = \sum_t \left(\frac{\cos qt - 1}{q^2} + \frac{1}{2} t^2 \right) C(t), \quad (7)$$

$$C(t) = \frac{1}{3} \sum_{\vec{x}, i} \langle j^i(\vec{x}, t) j^i(0) \rangle, \quad (8)$$

$$w(t) = 4\alpha^2 \int_0^\infty d\omega^2 f(\omega^2) \left[\frac{\cos \omega t - 1}{\omega^2} + \frac{t^2}{2} \right], \quad (9)$$

where $C(t)$ is the Euclidean time correlation function, averaged over spatial directions, and Eq. (1) becomes

$$a_\mu^{\text{HVP}}(T) = \sum_{t=-T/2}^{T/2} w(t)C(t) = 2 \sum_{t=0}^{T/2} w(t)C(t). \quad (10)$$

T is the temporal size of the lattice, and a_μ^{HVP} is obtained in the limit $T \rightarrow \infty$. We have anticipated the use of the lattice with a discrete version of Eq. (10). The weight $w(t)$ is sometimes modified by replacing the continuum Euclidean momentum-squared with its lattice version [3]:

$$\hat{w}(t) = 4\alpha^2 \int_0^\infty d\omega^2 f(\omega^2) \left[\frac{\cos \omega t - 1}{(2 \sin(\omega/2))^2} + \frac{t^2}{2} \right]. \quad (11)$$

Note the double subtraction [9–11] in the cosine term in Eq. (7): $t^2/2$ cancels $\Pi(0)$ “configuration-by-configuration” while the leading finite size correction is killed by the “-1”. The latter arises since $\Pi_{\mu\nu}(q^2)$ does not vanish as $q^2 \rightarrow 0$ when the time extent of the lattice is finite [9], but instead leads to a thermal electric susceptibility. In fact such terms are not constrained by the Ward–Takahashi Identity which in infinite volume leads to Eq. (5) and are allowed by the lattice symmetries [9, 11].

A. Finite volume chiral perturbation theory

In this section, we consider the calculation of finite-volume effects in a_μ^{HVP} to two loops, or next-to-next-to-leading order (NNLO) in chiral perturbation theory (ChPT), with the aim of correcting our lattice result for a_μ^{HVP} for finite-volume effects. With our pion masses near the physical value, it is safe to assume that even at NNLO the most significant finite-volume correction will come from pion loops, and we can thus restrict our calculation to isospin-symmetric two-flavor ChPT.

There are two possible strategies for doing this. One is to first carry out a continuum extrapolation, and using results from continuum ChPT to correct for finite-volume effects. The other is to correct the results at each lattice spacing, to obtain infinite-volume results at fixed lattice spacing. As we are using staggered fermions, the second strategy requires the use of staggered ChPT (SChPT) [12, 13]. If all our ensembles were at the same pion mass and volume, the two methods should yield equivalent results. However, both the pion masses and volumes of the three ensembles are slightly different (*cf.* Table I). In this case,

applying the finite-volume correction at a fixed lattice spacing has the advantage that this automatically corrects for the slightly different volumes.¹ While a full two-loop SChPT calculation is outside the scope of this paper, it is easy to change the NLO continuum ChPT result into a SChPT result; one only has to carry out a weighted average over the different taste pion masses for a given ensemble [11]. In practice, what we will do is to first correct the finite-volume lattice results for a_μ^{HVP} using NLO SChPT, then extrapolate to the continuum limit, after which we apply the remaining NNLO continuum ChPT correction. Because of the slight mistunings of the pion masses and volumes, there will be a systematic error associated with this last step, but this systematic error will be much smaller than it would be if we were to extrapolate to the continuum first, and then apply NLO plus NNLO continuum ChPT to correct for finite-volume effects.

While the vacuum polarization in finite volume to two loops has been calculated before in momentum space [15],² we will directly calculate $C(t)$, defined in Eq. (6), in the time-momentum representation, for $t > 0$, in a spatial volume of linear size L , with periodic boundary conditions.³ This makes the calculation somewhat simpler, because we do not have to consider diagrams that lead to contributions proportional to $\delta(t)$ (which, in momentum space, correspond to contact terms). Our result will depend on only two low-energy constants, F , the pion decay constant in the chiral limit, and ℓ_6 , which is an order- p^4 low-energy constant appearing in the EM current at this order.⁴

Of course, the ChPT expression for $C(t)$ is only reliable for large t , while $C(t)$ for all $t > 0$ is needed in the sum (8).⁵ However, as already observed in Ref. [11], finite-volume effects are a long-distance effect, and one thus expects the finite-volume correction to this correlation function to be reliably estimated for all $t > 0$, so that we can, in fact, estimate the finite-volume effect in a_μ^{HVP} using ChPT. An advantage is that this avoids using models to go beyond NLO ChPT (which is the same as scalar QED), as was proposed in Ref. [18]. As we will see, the ChPT result for the difference

$$\Delta a_\mu^{\text{HVP}} = \lim_{L \rightarrow \infty} a_\mu^{\text{HVP}}(L) - a_\mu^{\text{HVP}}(L) \quad (12)$$

¹ But not the slightly different pion masses [14].

² For recent work on finite-volume effects of order $\exp[-m_\pi L]$ not using ChPT, see Ref. [16].

³ We take the time extent to be infinite.

⁴ We use the notation and conventions of Ref. [17] for low-energy constants.

⁵ $C(0)$ is not needed as the weight $w(t) \propto t^4$ for small t .

is indeed well defined.⁶ in what follows.

The pion contribution to the EM current, to the order we need, is given by⁷

$$j_\mu(x) = i(\pi^-\partial_\mu\pi^+ - \pi^+\partial_\mu\pi^-) \left(1 - \frac{1}{3F^2}((\pi^0)^2 + 2\pi^+\pi^-)\right) - \frac{2i\ell_6}{F^2}\partial_\nu(\partial_\mu\pi^+\partial_\nu\pi^- - \partial_\nu\pi^+\partial_\mu\pi^-) . \quad (13)$$

Working in Euclidean space, a relatively straightforward calculation in the time-momentum representation yields the result for $C(t)$ to NNLO as

$$C(t) = \frac{10}{9}\frac{1}{3}\left(\frac{1}{L^d}\sum_{\vec{p}}\frac{\vec{p}^2}{E_p^2}e^{-2E_pt}\left[1 - \frac{2}{F^2}D(m_\pi^2) - \frac{8(\vec{p}^2 + m_\pi^2)}{F^2}\ell_6\right] + \frac{1}{2dF^2}\frac{1}{L^{2d}}\sum_{\vec{p},\vec{k}}\frac{\vec{p}^2\vec{k}^2}{E_p^2E_k^2}\frac{E_ke^{-2E_pt} - E_pe^{-2E_k t}}{\vec{k}^2 - \vec{p}^2}\right) , \quad (14)$$

in which

$$E_p = \sqrt{m_\pi^2 + \vec{p}^2} , \quad (15)$$

$$D(m_\pi^2) = \frac{1}{L^d}\sum_{\vec{k}}\frac{1}{2E_k} , \quad (16)$$

and the sums over \vec{p} and \vec{k} are over the momenta $2\pi\vec{n}/L$, n_i integer, in a box with periodic boundary conditions. In Eq. (14) we gave the result in $d = 3 + \epsilon$ spatial dimensions in order to regulate the UV divergence present in $d = 3$. After defining a renormalized ℓ_6^r by

$$\ell_6 = \ell_6^r(\mu) - \frac{1}{3}\frac{1}{16\pi^2}\left(\frac{1}{\epsilon} - \log\mu - \frac{1}{2}(\log(4\pi) - \gamma + 1)\right) , \quad (17)$$

the limit $d \rightarrow 3$ can be taken, yielding a finite result for $C(t)$. The factor 10/9 is needed to isolate the light-quark connected part [11, 18, 19]. The pion mass m_π appearing in Eq. (14) is the renormalized (physical) pion mass. This renormalization absorbs the low-energy constants $\ell_{3,4}$ which appear in the explicit calculation. We note that the terms in the double sum on the second line of Eq. (14) with $\vec{p}^2 = \vec{k}^2$ lead to a term proportional to $t e^{-2E_pt}$, leading to the expected energy shift for two pions in an $I = 1$, $\ell = 1$ state in a finite volume [20].

⁶ In general we define $\Delta f(L) = \lim_{L \rightarrow \infty} f(L) - f(L)$

⁷ There are contributions from other order- p^4 low-energy constants, but they do not appear in the result for $C(t)$ after mass renormalization.

In order to extract the finite-volume corrections, we use the Poisson resummation formula

$$\sum_{\vec{n}} \delta^{(d)} \left(\vec{p} - \frac{2\pi\vec{n}}{L} \right) = \sum_{\vec{n}} \frac{L^d}{(2\pi)^d} \delta^{(d)} \left(\frac{L\vec{p}}{2\pi} - \vec{n} \right) = \frac{L^d}{(2\pi)^d} \sum_{\vec{n}} e^{i\vec{n}\cdot\vec{p}L} . \quad (18)$$

Let us work out the extraction of $\Delta a_\mu^{\text{HVP}}$ to NLO in ChPT, relegating the treatment of the NNLO contribution to the appendix. The NLO part of $C(t)$ is obtained by dropping all terms of order $1/F^2$ in Eq. (14). Employing Eq. (18), the NLO part $C^{\text{NLO}}(t)$ can be written as

$$C^{\text{NLO}}(t) = -\frac{10}{9} \frac{1}{6\pi^2} \sum_{n^2=0}^{\infty} Z_{00}(0, n^2) \frac{1}{nL} \int_0^\infty dp \frac{p^3}{E_p^2} e^{-2E_p t} \sin(npL) , \quad (19)$$

where n^2 is summed over all non-negative integers and [20]

$$Z_{00}(0, \vec{n}^2) = - \sum_{\vec{m}, \vec{m}^2 = \vec{n}^2} 1 . \quad (20)$$

The $n^2 = 0$ term, with $\sin(npL)/(nL) \rightarrow p$ and $Z_{00}(0, 0) = -1$, yields $C^{\text{NLO}}(t)$ in the infinite-volume limit. Inserting Eq. (19) into Eq. (10) with $T = \infty$ and replacing the sum over t by an integral, we find that

$$\Delta a_\mu^{\text{HVP, NLO}} = \frac{10}{9} \frac{\alpha^2}{6\pi^2} \sum_{n^2=1}^{\infty} \frac{Z_{00}(0, n^2)}{nL} \int_0^\infty dp \frac{p^3}{E_p^2} \sin(npL) F(p^2) , \quad (21)$$

with

$$\begin{aligned} F(p^2) &= \int_0^\infty dq^2 f(q^2) \frac{q^2}{E_p^3(4E_p^2 + q^2)} \\ &= -\frac{8E_p^2 - m_\mu^2}{2E_p^3 m_\mu^2} + \frac{8(2E_p^2 - m_\mu^2)}{E_p m_\mu^4} \log \left(\frac{2E_p}{m_\mu} \right) \\ &\quad + \frac{(8E_p^4 - 8E_p^2 m_\mu^2 + m_\mu^4)}{E_p^2 m_\mu^4 \sqrt{E_p^2 - m_\mu^2}} \log \left(\frac{-2E_p \sqrt{E_p^2 - m_\mu^2} + 2E_p^2 - m_\mu^2}{m_\mu^2} \right) . \end{aligned} \quad (22)$$

Using the parameter values of Table I, we then obtain

$$\Delta a_\mu^{\text{HVP, NLO}} = \begin{cases} 20.59 \times 10^{-10} , & L/a = 96 \\ 21.60 \times 10^{-10} , & L/a = 64 \\ 18.08 \times 10^{-10} , & L/a = 48 \end{cases} . \quad (23)$$

Adding the NNLO contributions computed in the appendix and given in Eq. (52), we find for the total finite-volume correction

$$\Delta a_\mu^{\text{HVP}} = \begin{cases} (29.7 \pm 4.0) \times 10^{-10} , & L/a = 96 \\ (30.6 \pm 3.8) \times 10^{-10} , & L/a = 64 \\ (25.5 \pm 3.0) \times 10^{-10} , & L/a = 48 \end{cases} . \quad (24)$$

The errors are estimated as follows. The NNLO contribution is of order 0.4–0.45 times the NLO contribution. We then assume that the next order in ChPT, which we did not compute, is again of order 0.4–0.45 times the NNLO contribution, and we use this estimate as our error.

The fact that the three values in Eq. (24) are different is due to the mistuning of the pion masses and volumes of the three ensembles. If we were to apply the correction to the continuum extrapolated value of a_μ^{HVP} , we would thus have to use some average, and the spread of 5.1×10^{-10} between the three values would represent a systematic error associated with the mistuning. If we were to apply only the NNLO correction in the continuum limit, that spread would be reduced to 1.7×10^{-10} (*cf.* Eq. (52)). Hence, as explained above, what we will do is to first use NLO SChPT to correct the value of a_μ^{HVP} at each lattice spacing, then extrapolate, and finally apply the NNLO correction computed in Eq. (52) in the Appendix.

Using the taste-split pion spectrum for each ensemble,⁸ we find for the staggered NLO corrections for each ensemble the values

$$\Delta a_\mu^{\text{HVP}} = \begin{cases} 15.6 \times 10^{-10}, & L/a = 96 \\ 6.9 \times 10^{-10}, & L/a = 64 \\ 2.1 \times 10^{-10}, & L/a = 48 \end{cases} . \quad (25)$$

Finally, the $n^2 = 0$ term in Eq. (19) gives us access to the effect of taste breaking in the pion masses in infinite volume, to NLO in ChPT. We use this to compute the corresponding corrections for each of our ensembles, finding these to be equal to

$$\Delta_{\text{taste}} a_\mu^{\text{HVP}} = \begin{cases} 9.5 \times 10^{-10}, & L/a = 96 \\ 34.2 \times 10^{-10}, & L/a = 64 \\ 51.6 \times 10^{-10}, & L/a = 48 \end{cases} . \quad (26)$$

These corrections are to be added to the lattice result to correct for taste breaking in the pion spectrum in infinite volume, to NLO in ChPT. Of course, since taste breaking is a lattice-spacing effect, whether one adds these corrections or not should not matter in the continuum limit. The difference one finds between values extrapolated to the continuum limit with or without this correction thus gives an estimate of the systematic error associated with taking the continuum limit.

⁸ We thank Doug Toussaint for providing the pion spectra, and for discussions of the taste splittings.

B. Lattice details

The computation rests heavily on the use of noise reduction techniques developed by the RBC and UKQCD collaborations, including all-mode (AM) and full volume low-mode (LM) averaging (see Refs. [3, 21–26]).

We take a moment to describe the low-mode structure of the staggered fermion Dirac operator which plays a central role. For valence quarks we use the HISQ fermion Dirac operator minus the Naik term, so the following, which is true in general for naive staggered fermions, applies here. The staggered Dirac operator is the sum of a hermitian mass term which commutes with an anti-hermitian hopping term, so it satisfies (using even-odd ordering of sites)

$$M \begin{pmatrix} n_o \\ n_e \end{pmatrix} = \begin{pmatrix} m & M_{oe} \\ M_{eo} & m \end{pmatrix} \begin{pmatrix} n_o \\ n_e \end{pmatrix} = (m + i\lambda_n) \begin{pmatrix} n_o \\ n_e \end{pmatrix}, \quad (27)$$

where m is the quark mass and M_{oe} hops quarks from even to odd sites. Similarly, the preconditioned operator $M^\dagger M$ which is used in practice satisfies

$$\begin{pmatrix} m & -M_{oe} \\ -M_{eo} & m \end{pmatrix} \begin{pmatrix} m & M_{oe} \\ M_{eo} & m \end{pmatrix} \begin{pmatrix} n_o \\ n_e \end{pmatrix} = \quad (28)$$

$$\begin{pmatrix} m^2 - M_{oe}M_{eo} & 0 \\ 0 & m^2 - M_{eo}M_{oe} \end{pmatrix} \begin{pmatrix} n_o \\ n_e \end{pmatrix} = (m^2 + \lambda_n^2) \begin{pmatrix} n_o \\ n_e \end{pmatrix}. \quad (29)$$

Eigenvectors of the preconditioned operator are eigenvectors of M with squared magnitude eigenvalue, and the even part can be obtained from the odd part,

$$n_e = \frac{-i}{\lambda_n} M_{eo} n_o. \quad (30)$$

The eigenvalues come in \pm pairs: If $n_+ = (n_o, n_e)$ is an eigenvector with eigenvalue λ_n , then $n_- = (-n_o, n_e)$ is also an eigenvector with eigenvalue $-\lambda_n$:

$$\begin{pmatrix} m & M_{oe} \\ M_{eo} & m \end{pmatrix} \begin{pmatrix} -n_o \\ n_e \end{pmatrix} = (m - i\lambda_n) \begin{pmatrix} -n_o \\ n_e \end{pmatrix}. \quad (31)$$

Thus we can construct pairs of eigenvectors, n_+ , n_- , corresponding to $\pm i\lambda$ for each eigen-pair (λ^2, n_o) computed with the Lanczos algorithm.

The full-volume LMA takes advantage of the spectral decomposition of the quark propagator that requires only two independent volume sums instead of a volume-squared sum in

the correlation function. We employ a conserved current (again, minus the three-hop Naik term) which makes the “meson fields” a bit more complicated,

$$J^\mu(x) = -\frac{1}{2}\eta_\mu(x) \left(\bar{\chi}(x + \hat{\mu})U_\mu^\dagger(x)\chi(x) + \bar{\chi}(x)U_\mu(x)\chi(x + \hat{\mu}) \right). \quad (32)$$

$\chi(x)$ are single component staggered fermion fields whose spinor nature is encoded in the staggered phases, $\eta(x)$, arising from the spin diagonalization of the fermion action. The gauge links $U_\mu(x)$ ensure the point-split current is gauge invariant. A spectral decomposition of the low-mode part of the quark propagator is used in the AMA and LMA procedures,

$$M_{x,y}^{-1} = \sum_n^{N_{\text{low}}} \left(\frac{\langle x|n_+\rangle\langle n_+|y\rangle}{m + i\lambda_n} + \frac{\langle x|n_-\rangle\langle n_-|y\rangle}{m - i\lambda_n} \right),$$

where N_{low} is the number of low modes. The two point, current-current correlation function then becomes

$$4 \sum_{\vec{x}, \vec{y}} \langle J_\mu(t_x, \vec{x}) J_\nu(t_y, \vec{y}) \rangle = - \sum_{m,n} \sum_{\vec{x}, \vec{y}} \frac{1}{\lambda_m \lambda_n} \left(\Lambda_\mu^\dagger(x)_{mn} \Lambda_\nu^\dagger(y)_{nm} + \Lambda_\mu^\dagger(x)_{mn} \Lambda_\nu(y)_{nm} \right. \\ \left. + \Lambda_\mu(x)_{mn} \Lambda_\nu^\dagger(y)_{nm} + \Lambda_\mu(x)_{mn} \Lambda_\nu(y)_{nm} \right),$$

where λ_n is shorthand for either $m \pm i\lambda_n$, and the sums over eigenvectors run up to $2N_{\text{low}}$. To compute the above we construct meson fields,

$$(\Lambda_\mu(t))_{n,m} = \sum_{\vec{x}} \langle n|x \rangle \eta_\mu(x) U_\mu(x) \langle x + \mu|m \rangle (-1)^{(m+n)x+m}, \quad (33)$$

with eigenvector ordering $\lambda_0, -\lambda_0, \lambda_1, -\lambda_1, \dots, \lambda_{N_{\text{low}}}, -\lambda_{N_{\text{low}}}$. The factor $(-1)^{(m+n)x+m}$ arises from the construction of n_- from n_+ since even m or n always corresponds to n_+ while odd corresponds to n_- .

The AMA and LMA procedures are used to produce an improved estimator for the expectation value of any observable O by adding and subtracting terms that are exactly equal in the infinite statistics limit. Outside this limit the unimproved and improved estimates are statistically equivalent, with the latter having smaller errors. Here the gain in statistical precision is assumed to apply after using the same computational resource. The combined AMA and full-volume LMA improved estimator is given by

$$\langle O \rangle = \langle O \rangle_{\text{exact}} - \langle O \rangle_{\text{approx}} + \frac{1}{N} \sum_i \langle O_i \rangle_{\text{approx}} - \frac{1}{N} \sum_i \langle O_i \rangle_{\text{LM}} + \frac{1}{V} \sum_i \langle O_i \rangle_{\text{LM}}. \quad (34)$$

The first three terms on the right hand side of Eq. (34) correspond to AMA [21, 22] while the last two supplement this with the full-volume LMA [3, 23–26]. The expensive “exact” (to numerical precision) calculation is done relatively seldom while the inexpensive “approx” calculation is done often to reduce the statistical error. The difference of the first term with the 2nd and 4th terms corrects the bias induced by the 3rd and 5th approximate terms. Note that in this work the first two sums in Eq. (34) are taken over a uniform grid of point-source propagators on a time slice (see Tab. I) which is much smaller in number than the total number of lattice sites summed over for the final sum in Eq. (34). The approximate propagators are computed with a relaxed conjugate gradient stopping residual, 10^{-5} , while the exact is set to 10^{-8} . Both are deflated, that is a number of exact low-modes of the Dirac operator are used to compute each (see Tab. I).

III. RESULTS

We use the 2+1+1 flavor, physical mass ensembles generated by the MILC collaboration at three lattice spacings shown in Tab. I. They have roughly the same physical extent, $L \sim 5.5 - 5.8$ fm.

m_π (MeV)	a (fm)	size	L (fm)	$m_\pi L$	LM	AMA srcs	measurements (approx-exact-LMA)
133	0.12121(64)	$48^3 \times 64$	5.82	3.91	3000	$4^3 \times 4$	26-26-26
130	0.08787(46)	$64^3 \times 96$	5.62	3.66	3000	$4^3 \times 4$	36-36-40
134	0.05684(30)	$96^3 \times 192$	5.46	3.73	2000	$3^3 \times 8$	21-21-22

TABLE I: Gauge field ensemble parameters [27]. “LM” is the number of low-modes of the preconditioned Dirac operator. “AMA srcs” is the number of approximate point source propagators on each configuration which are spread uniformly over several time slices. The number of exact point source propagators per configuration is eight for each ensemble. The number of configurations used for approximate, exact, and LMA measurements in this study are given in the last column.

In Fig. 2 the summand in Eq. (10) for each ensemble is shown along with the full volume LMA and AMA contributions. In the figure “total” refers to the sum of five terms in Eq. (34). As observed in Ref. [3] there is a huge reduction in statistical error from the

low-mode average, the last term in Eq. (34) (compare the total with full volume LMA and without, which is just AMA). The error reduction is especially large for large distance, as expected since the low-modes dominate this region. For the 96^3 ensemble the number of low modes used was 2000 ($\times 2$) compared to the other two ensembles (2×3000), due to computer and memory resource limitations. This is unfortunate as one can see from Fig. 2 that the full volume LMA is not as effective. Even though it appears that the low-mode contribution is mostly saturated (since it is comparable for all three ensembles), apparently the extra low-modes for the two coarser ensembles are very effective at reducing statistical noise.

In order to reduce further the statistical errors on the integrated result, we employ the bounding method [2, 3] wherein $C(t)$, for $t > T$, is given by $C(t) = 0$ (lower bound), and $C(t) = C(T)e^{-E_0(t-T)}$ (upper bound), where $E_0 = 2\sqrt{m_\pi^2 + (2\pi/L)^2}$, *i.e.*, the lowest (two pion) energy state in the vector channel. At sufficiently large T the bounds overlap, and an estimate for a_μ can be made which may be more precise than simply summing over the noisy long-distance tail. In Fig. 3 results are shown for each ensemble. Central values for a_μ are averages over a suitable range where T is large enough for the bounds to overlap but not so large that statistical errors blow up. We average the upper and lower bounds together over the ranges 2.7-3.2 fm for the 48^3 and 64^3 ensembles, and 2.6-2.8 fm for 96^3 . The statistical errors on the averages are computed using the jackknife method.

In Tab. II we collect results for a_μ^{HVP} computed on each ensemble, for both w and \hat{w} weighting functions. Note that scaling violations appear to be smaller for the choice w (see Fig. 4). The muon anomaly for each lattice spacing is shown in Fig. 4. Not much is gained from the bounding method for the 48^3 and 64^3 ensembles which have small statistical errors already. But on the 96^3 ensemble there is a clear advantage. The statistical errors in the latter case are larger likely because we have fewer measurements (see Tab. I) and fewer low-modes. For the 96^3 ensemble, moving the “averaging window” to the right towards larger times results in larger central values and statistical errors, but with values that are consistent with the one quoted in Tab. II. We chose the range for the central value to avoid the region where the data first fluctuate up, contrary to expectations, while still having significant overlap between the upper and lower bounds. For the other two ensembles, the central value and errors are insensitive to the choice of averaging window.

To take the continuum limit a simple linear in a^2 ansatz will be used. But first the

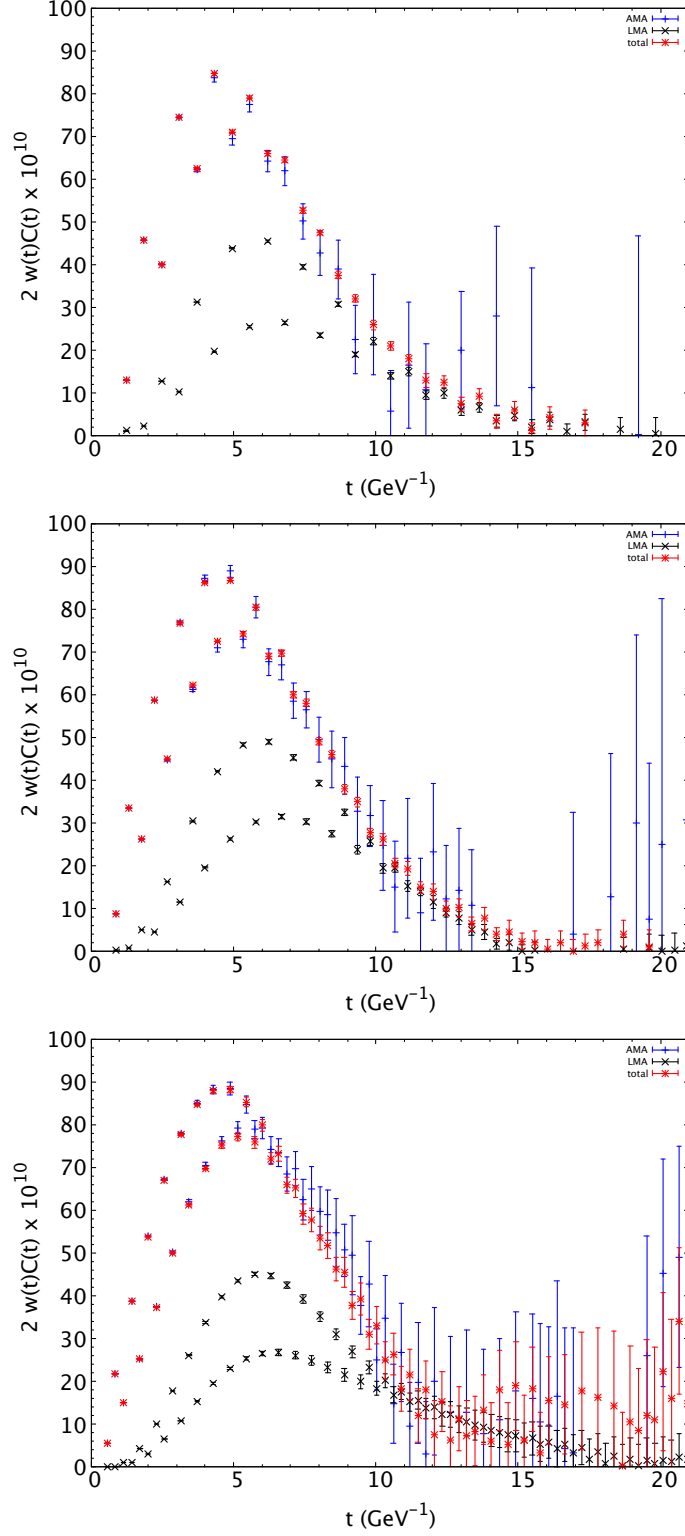


FIG. 2: The summand in Eq. (10) for each ensemble in Tab. I (from top, coarsest to finest). Total (stars) refers to the sum in Eq. (34). Also shown are the low-mode (crosses) and AMA (plusses) contributions. Odd-parity, excited state oscillations intrinsic to staggered fermions are readily apparent.

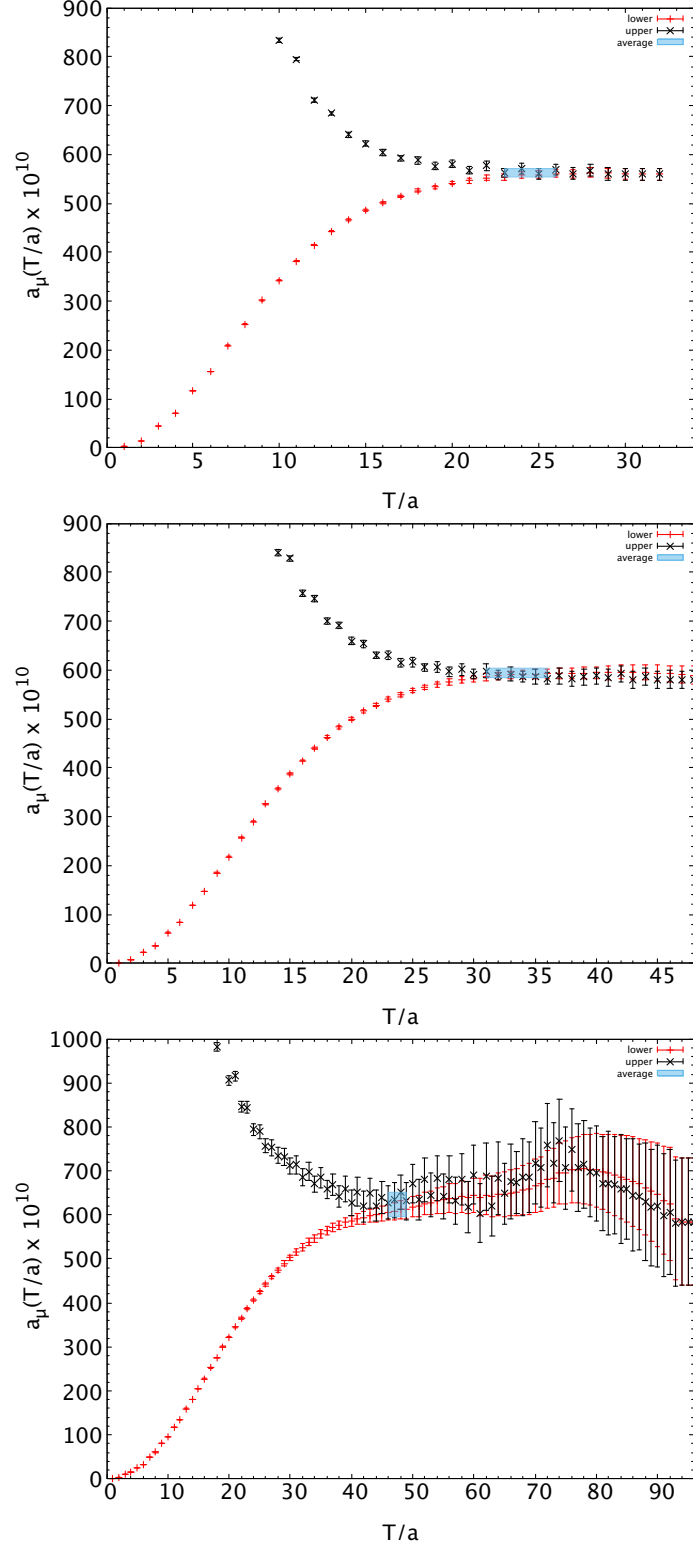


FIG. 3: Bounding method for total contribution to the muon anomaly, using the weighting function w . 48^3 (top), 64^3 (middle), and 96^3 (bottom) ensembles. T/a is the time slice where $C(t)$ switches over from the calculated value to the analytic value giving the upper or lower bound.

data must be corrected for finite volume effects, taste symmetry breaking, and pion mass mistunings (similar corrections were made in Ref. [5]). To make the various corrections we employ the following general procedure. The contribution to a_μ^{HVP} is computed in chiral perturbation theory at NLO. Finite volume corrections are obtained by taking the difference between infinite volume and finite volume results (see Eq. (25)). Similarly, taste breaking effects are obtained by differences between results computed with the Goldstone pion mass and the average of contributions for each taste pion (*c.f.*, Eq. (26)). These can be calculated at either finite or infinite volume. Finally, to correct for the mistuning of the pion mass, the difference is computed between the nominal Goldstone mass of 135 MeV and the unitary value measured for each ensemble as given in Tab. I. It turns out the latter correction is only really noticeable for the 64^3 ensemble (see the fifth column in Tab. III), and results in a shift of -5.71×10^{-10} from the measured value. This shift is slightly smaller than the one reported in Ref. [5] which took the unitary mass to be 128 MeV. Finally, after extrapolating to the continuum and correcting to infinite volume at NLO, we add to the result the average of the NNLO finite volume corrections for each ensemble.

a (fm)	total (w)	total (\hat{w})
0.12121(64)	562.1(8.4)	545.8(8.4)
0.08787(46)	594.8(10.4)	584.8(10.4)
0.05684(30)	623.1(27.5)	617.8(27.0)

TABLE II: HVP contributions to the muon anomaly, in units of 10^{-10} . “total” refers to the bounding method described in the text, and w (\hat{w}) refers to the use of the weight given by Eq. (9) (Eq. (11)) in Eq. (10).

In Tab. III, values of a_μ^{HVP} , including finite volume and finite volume plus taste corrections for each ensemble, are given in the third and fourth columns, respectively. They are also displayed in Fig. 4. Values in the continuum should agree, so the difference is a measure of the systematic error associated with the continuum extrapolation, which we take as one-half of the difference, which is equal to 4.8×10^{-10} . The fifth column gives a_μ^{HVP} after NLO corrections for finite volume, taste symmetry breaking, and pion mass re-tuning, which we take as the NLO-corrected central value. Applying the averaged NNLO finite volume correction of 8×10^{-10} from Eq. (52) with a ChPT error of 4×10^{-10} to this result then

a (fm)	lattice value	FV corr.	FV + taste corr.	FV+taste+ m_π corr.
0.12121(64)	562.1(8.4)	564.2(8.4)	615.8(8.4)	613.6(8.4)
0.08787(46)	594.8(10.4)	601.7(10.4)	635.9(10.4)	630.2(10.4)
0.05684(30)	623.1(27.5)	638.7(27.5)	648.2(27.5)	647.1(27.5)
0		648.3(20.0)	657.9(20.0)	651.1(20.1)

TABLE III: HVP contributions to the muon anomaly, in units of 10^{-10} , including corrections computed in chiral perturbation theory. The second column repeats the second column of Table II, the third column includes the finite-volume corrections of Eq. (25), while the fourth column also includes the infinite-volume taste corrections of Eq. (26). The fifth column adjusts the values shown in the fourth column to a common pion mass of 135 MeV using NLO ChPT, as described in the text. Continuum extrapolated values of each column are shown in the last row. The weighting function w has been used throughout.

yields

$$(659 \pm 20 \pm 5 \pm 5 \pm 4) \times 10^{-10} = 659(22) \times 10^{-10}. \quad (35)$$

The first, dominant, error is statistical, while the rest are systematic error estimates (in order of size): continuum extrapolation, scale setting,⁹ and higher orders in ChPT. The second equation gives the error by adding the individual ones in quadrature.

The FNAL/MILC/HPQCD collaborations recently produced an update of their computation of the HVP contribution [5], using the same physical mass HISQ ensembles as those employed here (plus two additional ones with $a \approx 0.15$ fm), so it is particularly interesting to compare our results with that work. Those authors use different methods, including moments of local-local current correlation functions and Padé approximants [28, 29]. They do not use LMA, instead relying on brute-force computations on 1000's of configurations to control statistical errors. Because our computations are so different, consistency is a significant test of these lattice computations. The values of (uncorrected) light quark connected contribution are given in Tab. III of Ref. [5] for the three ensembles used in this work. They find 580(9), 605(9), and 608(15) in units of 10^{-10} compared to the values in the second column of Tab. II, 562(8), 595(10), and 623(28). All of the errors just quoted are statistical

⁹ For the values of a given in Tab. I, we simply adopt the scale setting error given in Tab. IV of [5].

only, and comparable, except for the 96^3 ensemble. Since the lattice spacing errors in the valence quark sector are different between the two calculations, the above values can not be directly compared, but the continuum and infinite volume limits should agree. The value quoted in Eq. (3.2) of Ref. [5] is $630.1(8.3)$ which is consistent, but somewhat smaller than, the value given in Eq. (35). At closer inspection the results (at least in the continuum and infinite volume limits) are not so different. The 0.15 fm ensemble in [5] has a significant influence on the continuum extrapolation, making it less steep. They also use a prior constraint on the coefficient of the a^2 term which dramatically reduces the statistical uncertainty on the continuum limit extrapolation. Our result is consistent within errors with other recent computations, as seen in Fig. 5. However there is still a relatively large spread, with the values on the low and high ends being incompatible with each other.

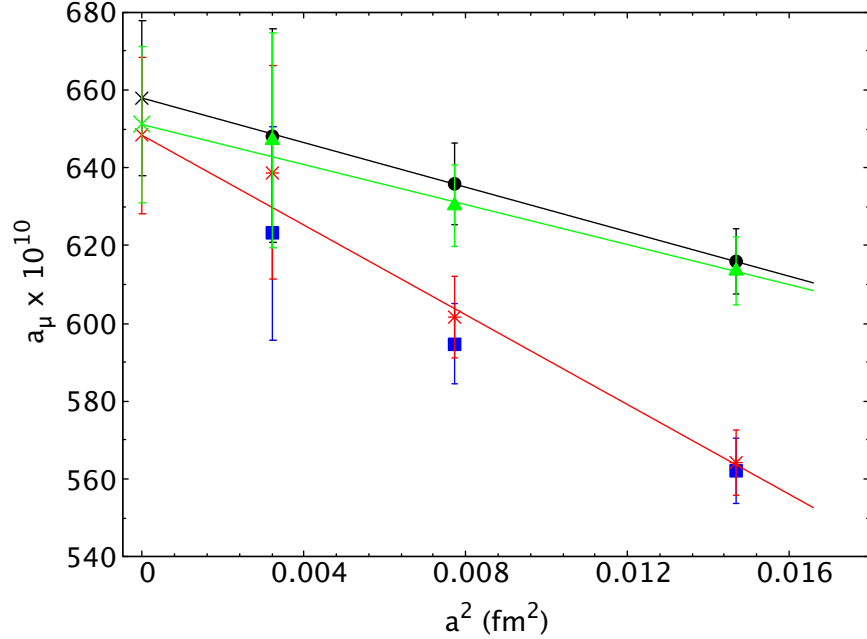


FIG. 4: Continuum limit of the muon anomaly after correcting the data to infinite volume with NLO staggered chiral perturbation theory (bursts), plus taste corrections (circles), plus pion mass re-tuning (triangles). The uncorrected lattice data (squares) is shown for comparison.

To explore a more precise comparison with other results, we adopt the window method

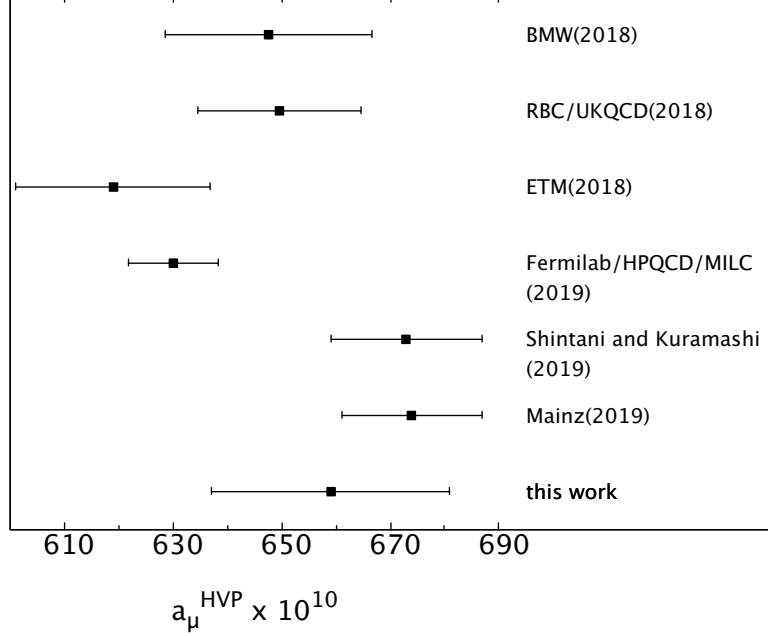


FIG. 5: Contributions to the muon anomaly from the connected light quark vacuum polarization from recent publications [2] (BMW), [3] (RBC/UKQCD), [4] (ETM), [5] (Fermilab/HPQCD/MILC), [6] (Shintani and Kuramashi), [7] (Mainz).

of Ref. [3]:

$$a_\mu^W = 2 \sum_{t=0}^{T/2} C(t) w(t) (\Theta(t, t_0, \Delta) - \Theta(t, t_1, \Delta)) \quad (36)$$

$$\Theta(t, t', \Delta) = \frac{1}{2} (1 + \tanh((t - t')/\Delta)) \quad (37)$$

where $t_1 - t_0$ is the size of the window and Δ is a suitably chosen width that smears out the window at either edge. We choose windows to avoid both lattice artifacts at short distance and large statistical errors at long distance. Results for several windows and both weighting functions are tabulated in Tab. IV.

In Fig. 6 several continuum limits are shown for the window with $t_0 = 0.4$, $t_1 = 1$, and $\Delta = 0.15$ fm. For this window the statistical errors for each ensemble are very small, so it allows a precise regime to explore and understand discretization effects. Here we also ignore mass re-tunings and finite volume effects because they have a negligible effect, with the two-pion state dominating only at long distance (an explicit check reveals this assertion to be true). However, we do investigate taste-breaking effects since these are significant. The

a (fm)	window 1	window 2	window 3	window 1(\hat{w})	window 2(\hat{w})	window 3 (\hat{w})
0.12121(64)	201.07(56)	186.43(51)	308.32(94)	194.12(55)	179.32(49)	300.20(93)
0.08787(46)	205.95(66)	191.89(69)	319.16(1.44)	202.22(65)	187.95(68)	314.79(1.42)
0.05684(30)	207.13(92)	193.91(1.02)	324.37(2.40)	205.55(91)	192.18(1.02)	322.52(2.39)
0	209.78(96)	196.82(1.03)	329.99(2.25)	209.69(95)	196.52(1.02)	329.85(2.24)

TABLE IV: HVP contributions to the muon anomaly, in units of 10^{-10} , from the window method with windows 1, 2, and 3, $(t_0, t_1, \Delta) = (0.4, 1.0, 0.15)$, $(0.4, 1.0, 0.3)$, and $(0.4, 1.3, 0.15)$, respectively. \hat{w} refers to the weighting function (11) in Eq. (10).

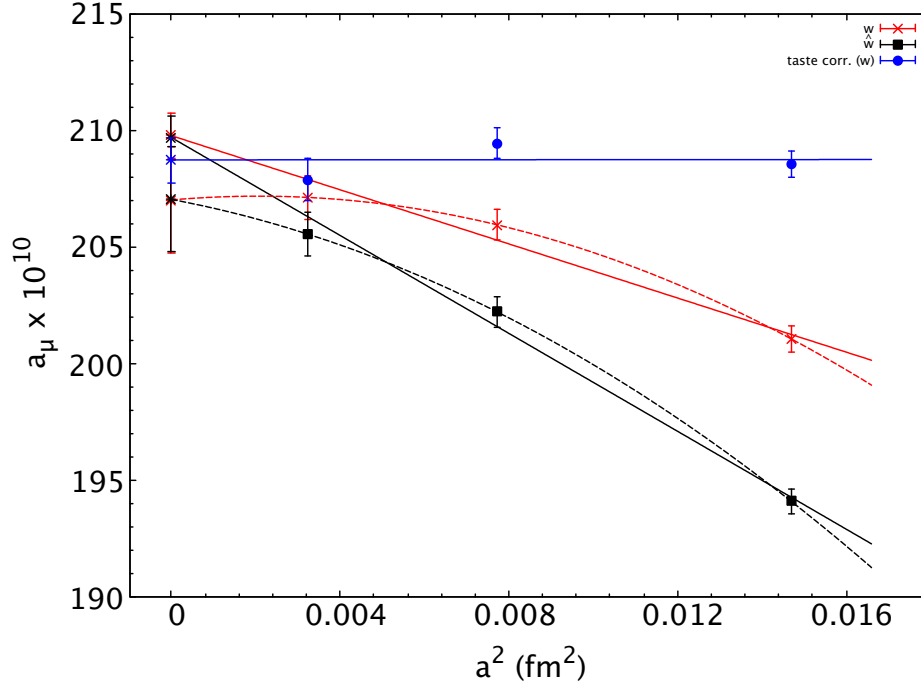


FIG. 6: Continuum limit combined with the window method. $t_0 = 0.4$ fm, $t_1 = 1$ fm, $\Delta = 0.15$. Squares (crosses) correspond to uncorrected data points with weighting function w (\hat{w}); filled circles are taste-breaking corrected to NLO of w data points. Solid curves show linear fits in a^2 ; all three agree very well in the continuum limit. Dashed curves denote a fully constrained parametrization (no degrees of freedom) using both a^2 and a^4 terms.

lower two curves in Fig. 6 correspond to uncorrected data points and weighting functions w and \hat{w} . At non-zero lattice spacing there is a noticeable effect, but the continuum limits are the same (see the last row in Tab. IV). Including the taste-breaking corrections shifts the data further, essentially making the curve flat, but the continuum limit is barely affected. We also show totally constrained “fits,” including an a^4 term, which lower the continuum limit slightly while significantly increasing the statistical error.

Figure 7 displays results for two representative windows along with values from the recent RBC/UKQCD computation using domain wall fermions¹⁰. The results should agree in the continuum limit up to small systematics. We also show the corresponding dispersive/ e^+e^- value, using the R-ratio compilation of Ref. [30]. The HISQ results lie above the DWF and dispersive ones. The largest difference is about 7×10^{-10} , or roughly one percent of the total HVP contribution to a_μ . Adding an a^4 term or leaving out the largest lattice spacing point tend to give somewhat lower values with larger statistical errors. Given the uncertainties it is difficult to conclude there is a significant discrepancy, though the spread seems uncomfortably large. It is interesting to note that the HISQ and DWF lattice spacing errors are comparable. Finite volume errors, which have not been included, are very small in the 0.4-1.0 fm window. Likewise, the absence of charm sea quarks in the DWF result is estimated from perturbation theory to be very small [3]. A third, smaller, lattice spacing ensemble is being generated by the RBC/UKQCD collaborations [31], which could firmly establish whether or not a discrepancy exists. Other groups could apply the window method to their existing data which would also be helpful.

A final check included for completeness comes from moments of the correlation function [29],

$$\Pi_n^l = (Q_u^2 + Q_d^2)(-1)^{n+1} 2 \sum_{t=0}^{T/2} \frac{t^{2n+2}}{(2n+2)!} C(t). \quad (38)$$

For the first moment we find 0.0797(27), 0.0841(39), and 0.069(39) for the three different ensembles, coarsest to finest, respectively. A simple linear extrapolation in a^2 yields $\Pi_1^l = 0.0884(86)$ which is consistent with the values in Refs. [3, 5].

¹⁰ The DWF results in Fig. 7 are slightly different than those in Ref. [3]: they do not contain finite volume corrections

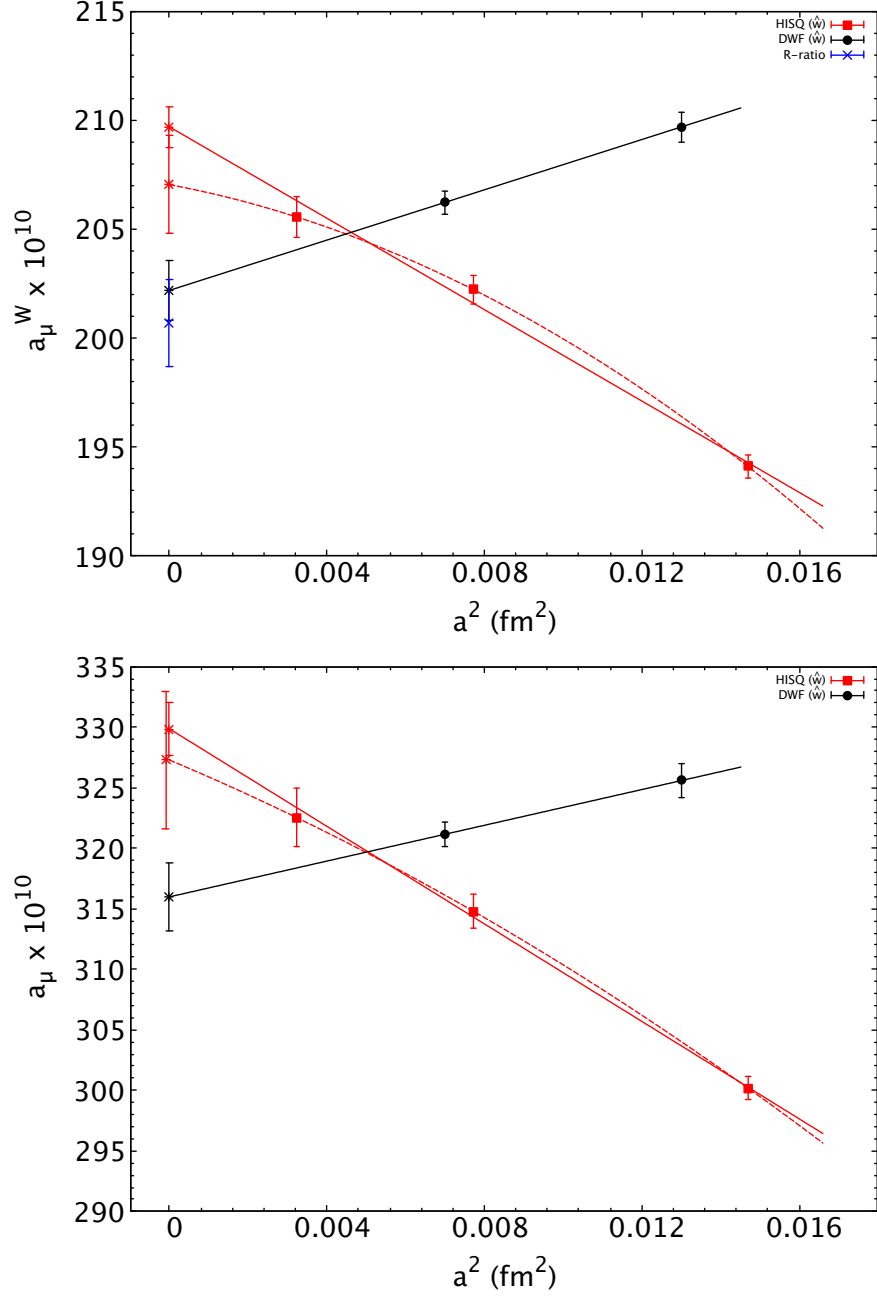


FIG. 7: Continuum limit using \hat{w} , combined with the window method. $\Delta = 0.15$, $t_0 = 0.4 \text{ fm}$, $t_1 = 1 \text{ fm}$ (upper panel) and 1.3 fm (lower panel). DWF fermions [3] (circles) and HISQ fermions (squares). The R-ratio result is also shown in the upper panel. Dashed lines depict extrapolations including an a^4 term.

IV. CONCLUSION

We have presented a lattice QCD computation of the light quark HVP contribution to the muon anomaly with 2+1+1 flavors of HISQ fermions. Three ensembles at the physical point, generated by the MILC Collaboration, were used to take the continuum limit at fixed volume ($L \approx 5.5$ fm), and the results are broadly consistent with those in the literature. Using the window method, a precise comparison yields values that are a bit higher than the dispersive result and a recent one using DWF. Given the statistical and systematic errors it is not clear that a real discrepancy exists: a decisive determination requires additional computations.

Overall the statistical errors in this study are at the larger end of the range from recent studies [2–5, 8, 32]. This is primarily due to the fewer number of low modes and measurements on the largest lattice used in our study. We note that the quoted statistical errors on the continuum limit value given in Ref. [5], which uses the same ensembles as used here, are roughly three times smaller than a naive linear fit in a^2 would yield due to the use of a prior constraint on the slope. We opted not to use a prior, which could similarly decrease our errors. Therefore we have ignored smaller systematic shifts due to isospin breaking [3, 5, 33]. Nevertheless the error reduction techniques used here are demonstrably powerful. Future computations with more measurements, and in particular, that use more low modes, can have an impact.

We have also presented a calculation in chiral perturbation theory, in Euclidean space, through NNLO of the finite volume corrections to the HVP contribution to the muon $g - 2$. The NNLO correction is large ($\sim 1\%$) for physical pion mass and the lattice sizes used in current calculations, so it must be included for a precise comparison to experiment.

The computations presented here are important for the test of the Standard Model against the ongoing experiment at Fermilab and an upcoming one at J-PARC.

V. ACKNOWLEDGMENTS

This work was partially supported by the US DOE. Computational resources were provided by the USQCD Collaboration. We thank the MILC collaboration for the use of their gauge configurations. T.B. and C.T., and M.G. were supported in part by the U.S. Depart-

ment of Energy under Awards No. DE-FG02-92ER40716 and No. DE-FG03-92ER40711, respectively. C.J. was supported in part by the U.S. Department of Energy contract DE-SC0012704. S.P. is supported by CICYTFEDER-FPA2017-86989-P and by Grant No. 2017 SGR 1069. The software used for this work includes CPS and Grid.

Appendix: NNLO finite-volume correction

At NNLO, using the resummation formula (18), $C(t)$ of Eq. (14) can be rewritten as

$$\begin{aligned}
C(t) = & -\frac{10}{9} \left(\frac{1}{3} \int \frac{d^d p}{(2\pi)^d} \frac{\vec{p}^2}{E_p^2} e^{-2E_p t} \left[1 - \frac{8(\vec{p}^2 + m_\pi^2)}{F^2} \ell_6 - \frac{1}{F^2} \int \frac{d^d k}{(2\pi)^d} \frac{1}{E_k} \right] \right. \\
& + \frac{1}{6dF^2} \int \frac{d^d p}{(2\pi)^d} \int \frac{d^d k}{(2\pi)^d} \frac{\vec{p}^2 \vec{k}^2}{E_p^2 E_k^2} \frac{E_k e^{-2E_p t} - E_p e^{-2E_k t}}{\vec{k}^2 - \vec{p}^2} \\
& + \frac{1}{3} \int \frac{d^d p}{(2\pi)^d} \sum_{\vec{n} \neq 0} e^{i\vec{n} \cdot \vec{p} L} \frac{\vec{p}^2}{E_p^2} e^{-2E_p t} \left[1 - \frac{8(\vec{p}^2 + m_\pi^2)}{F^2} \ell_6 - \frac{1}{F^2} \int \frac{d^d k}{(2\pi)^d} \frac{1}{E_k} \right] \\
& - \frac{1}{3F^2} \int \frac{d^d p}{(2\pi)^d} \frac{\vec{p}^2}{E_p^2} e^{-2E_p t} \left[\int \frac{d^d k}{(2\pi)^d} \sum_{\vec{m} \neq 0} \frac{e^{i\vec{m} \cdot \vec{k} L}}{E_k} \right] \\
& + \frac{1}{3dF^2} \int \frac{d^d p}{(2\pi)^d} \sum_{\vec{n} \neq 0} e^{i\vec{n} \cdot \vec{p} L} \int \frac{d^d k}{(2\pi)^d} \frac{\vec{p}^2 \vec{k}^2}{E_p^2 E_k^2} \frac{E_k e^{-2E_p t} - E_p e^{-2E_k t}}{\vec{k}^2 - \vec{p}^2} \\
& - \frac{1}{3F^2} \int \frac{d^d p}{(2\pi)^d} \sum_{\vec{n} \neq 0} e^{i\vec{n} \cdot \vec{p} L} \frac{\vec{p}^2}{E_p^2} e^{-2E_p t} \left[\int \frac{d^d k}{(2\pi)^d} \sum_{\vec{m} \neq 0} \frac{e^{i\vec{m} \cdot \vec{k} L}}{E_k} \right] \\
& \left. + \frac{1}{6dF^2} \int \frac{d^d p}{(2\pi)^d} \int \frac{d^d k}{(2\pi)^d} \sum_{\vec{n} \neq 0, \vec{m} \neq 0} e^{i\vec{n} \cdot \vec{p} L + i\vec{m} \cdot \vec{k} L} \frac{\vec{p}^2 \vec{k}^2}{E_p^2 E_k^2} \frac{E_k e^{-2E_p t} - E_p e^{-2E_k t}}{\vec{k}^2 - \vec{p}^2} \right). \tag{39}
\end{aligned}$$

We note that, despite the appearance of $\vec{k}^2 - \vec{p}^2$ in the denominator in various places, this is always accompanied by a numerator that vanishes at $\vec{k}^2 = \vec{p}^2$, and all functions we integrate over \vec{k} and \vec{p} are continuous. An implication is that if we (as we will do below) break up some of the terms containing the factor $1/(\vec{k}^2 - \vec{p}^2)$, any contributions from the apparent pole at $\vec{k}^2 = \vec{p}^2$ should be dropped. We will always regulate such poles such that they do not contribute to the integrals.

The first two lines give the infinite-volume result, while the remaining lines represent

finite-volume corrections. These finite-volume corrections can be rearranged as

$$\begin{aligned}
\Delta C(t) = & -\frac{10}{9} \left(\frac{1}{3} \int \frac{d^3 p}{(2\pi)^3} \sum_{\vec{n} \neq 0} e^{i\vec{n} \cdot \vec{p} L} \frac{\vec{p}^2}{E_p^2} e^{-2E_p t} \left[1 - \frac{m_\pi^2}{36\pi^2 F^2} + \frac{5\vec{p}^2}{36\pi^2 F^2} + \frac{\vec{p}^2 + m_\pi^2}{12\pi^2 F^2} \bar{\ell}_6 \right. \right. \\
& \left. \left. - \frac{\vec{p}^2}{6\pi^2 F^2} \sqrt{\frac{\vec{p}^2}{\vec{p}^2 + m_\pi^2}} \log \left(\sqrt{\frac{\vec{p}^2}{m_\pi^2}} + \sqrt{\frac{\vec{p}^2}{m_\pi^2} + 1} \right) \right] \right. \\
& - \frac{1}{3F^2} \int \frac{d^d p}{(2\pi)^d} \sum_{\vec{n} \neq 0} e^{i\vec{n} \cdot \vec{p} L} \frac{\vec{p}^2}{E_p^2} e^{-2E_p t} \left[\int \frac{d^d k}{(2\pi)^d} \sum_{\vec{m} \neq 0} \frac{e^{i\vec{m} \cdot \vec{k} L}}{E_k} \right] \\
& - \frac{1}{3F^2} \int \frac{d^d p}{(2\pi)^d} \frac{\vec{p}^2}{E_p^2} e^{-2E_p t} \left[\int \frac{d^d k}{(2\pi)^d} \sum_{\vec{n} \neq 0} \frac{e^{i\vec{n} \cdot \vec{k} L}}{E_k} \left(1 - \frac{1}{d} \frac{\vec{k}^2}{\vec{k}^2 - \vec{p}^2} \right) \right] \\
& \left. + \frac{1}{6dF^2} \int \frac{d^d p}{(2\pi)^d} \int \frac{d^d k}{(2\pi)^d} \sum_{\vec{n} \neq 0, \vec{m} \neq 0} e^{i\vec{n} \cdot \vec{p} L + i\vec{m} \cdot \vec{k} L} \frac{\vec{p}^2 \vec{k}^2}{E_p^2 E_k^2} \frac{E_k e^{-2E_p t} - E_p e^{-2E_k t}}{\vec{k}^2 - \vec{p}^2} \right), \quad (40)
\end{aligned}$$

in which the renormalization-group invariant $\bar{\ell}_6$ is defined by

$$\ell_6^r(\mu) = -\frac{1}{96\pi^2} \left(\bar{\ell}_6 + \log \frac{m_\pi^2}{\mu^2} \right), \quad (41)$$

and where the limit $d \rightarrow 3$ has already been taken in the first term. The first term in Eq. (40) collects the terms containing the factors $e^{-2E_p t}$ on the third and fifth lines of Eq. (39), the second term (third line) collects the fourth line and the remaining part of the fifth line (with the interchange $\vec{p} \leftrightarrow \vec{k}$), while the last two lines are copied from the sixth and seventh lines of Eq. (39).

The first term (first two lines) of Eq. (40) can be dealt with in the same way as the NLO contribution; all one needs to do is to insert the expression between square brackets inside the integral over p in Eq. (21). Numerically, using

$$F = F_\pi = 92.21 \text{ MeV}, \quad (42)$$

$$\bar{\ell}_6 = 16(1) \quad (\text{Ref. [34]}),$$

we find that this shifts the values we found in Eq. (23) by

$$\Delta a_\mu^{\text{HVP, NNLO}, 1} = \begin{cases} 8.89 \times 10^{-10}, & L/a = 96 \\ 8.77 \times 10^{-10}, & L/a = 64 \\ 7.22 \times 10^{-10}, & L/a = 48 \end{cases}. \quad (43)$$

For the third and fourth lines in Eq. (40), we need the integral

$$\frac{1}{F^2} \int \frac{d^d k}{(2\pi)^d} \sum_{\vec{n} \neq 0} \frac{e^{i\vec{n} \cdot \vec{k} L}}{E_k} = \frac{1}{F^2} \frac{\pi^{d/2}}{(2\pi)^d \Gamma(d/2)} \sum_{\vec{n} \neq 0} \frac{1}{inL} \int_{-\infty}^{\infty} (k^2)^{\epsilon/2} dk \frac{k}{\sqrt{k^2 + m_\pi^2}} e^{inkL}, \quad (44)$$

which converges for $d < 3$. We use Cauchy's theorem to rewrite the k integral as an integral along the discontinuity of the square root across the cut which we choose along the positive imaginary axis starting at $+im_\pi$.¹¹ The result is finite in the limit $d \rightarrow 3$, and Eq. (44) then becomes equal to

$$\frac{1}{2\pi^2 F^2} \sum_{\vec{n} \neq 0} \frac{1}{nL} \int_{m_\pi}^{\infty} dy \frac{y}{\sqrt{y^2 - m_\pi^2}} e^{-ynL} = -\frac{m_\pi^2}{2\pi^2 F^2} \sum_{n^2=1}^{\infty} \frac{Z_{00}(0, n^2)}{nm_\pi L} K_1(nm_\pi L). \quad (45)$$

The numerical value of this expression is equal to 0.00399, 0.00375 and 0.00282 for the 96^3 , 64^3 and 48^3 ensembles, respectively. From these numbers, and using the values of Eq. (23), we find for the contribution from the third line of Eq. (40) the values

$$\Delta a_\mu^{\text{HVP, NNLO}, 2} = \begin{cases} -0.08 \times 10^{-10}, & L/a = 96 \\ -0.08 \times 10^{-10}, & L/a = 64 \\ -0.05 \times 10^{-10}, & L/a = 48 \end{cases}. \quad (46)$$

The other integral over \vec{k} on the fourth line of Eq. (40) is, writing $k^2 = \vec{k}^2$ and $p^2 = \vec{p}^2$, equal to

$$\begin{aligned} B(p^2) &\equiv \lim_{\eta \rightarrow 0} \lim_{d \rightarrow 3} \frac{1}{F^2} \int \frac{d^d k}{(2\pi)^d} \sum_{\vec{n} \neq 0} \frac{e^{i\vec{n} \cdot \vec{k} L}}{E_k} \frac{k^2}{k^2 - p^2 + 2i\eta k} \\ &= \lim_{\eta \rightarrow 0} \lim_{d \rightarrow 3} \frac{1}{F^2} \frac{\pi^{d/2}}{(2\pi)^d \Gamma(d/2)} \sum_{\vec{n} \neq 0} \frac{1}{inL} \int_{-\infty}^{\infty} (k^2)^{\epsilon/2} dk \frac{k}{\sqrt{k^2 + m_\pi^2}} e^{inkL} \frac{k^2}{k^2 - p^2 + 2i\eta k} \\ &= -\frac{m_\pi^2}{2\pi^2 F^2} \sum_{n^2=1}^{\infty} \frac{Z_{00}(0, n^2)}{nm_\pi L} \int_1^{\infty} dy \frac{y}{\sqrt{y^2 - 1}} \frac{y^2}{y^2 + \frac{\vec{p}^2}{m_\pi^2}} e^{-ynm_\pi L}. \end{aligned} \quad (47)$$

Here we again closed the contour in the upper half k plane, and regulated the poles at $k = \pm p - i\eta$ such that they are located in the lower half k plane, and thus do not contribute; *cf.* the explanation below Eq. (39).

Using Eqs. (45) and (47) to numerically carry out the integral over \vec{p} on the fourth line of Eq. (40), we find the corrections

$$\Delta a_\mu^{\text{HVP, NNLO}, 3} = \begin{cases} 0.30 \times 10^{-10}, & L/a = 96 \\ 0.30 \times 10^{-10}, & L/a = 64 \\ 0.22 \times 10^{-10}, & L/a = 48 \end{cases}. \quad (48)$$

¹¹ There is also a branch cut starting at $-im_\pi$ which we can take along the negative imaginary axis. The branch point at $k = 0$ does not contribute in the limit $\epsilon \rightarrow 0$.

The final term in Eq. (40) can be brought into a simpler form by carrying out the angular integrals, leading to a contribution to $\Delta a_\mu^{\text{HVP}}$ of the form

$$\Delta a_\mu^{\text{HVP, NNLO}, 4} = \frac{10}{9} \frac{\alpha^2}{24dF^2} \left(\frac{2\pi^{d/2}}{\Gamma(d/2)(2\pi)^d} \right)^2 \sum_{n^2=1}^{\infty} \sum_{m^2=1}^{\infty} \frac{Z_{00}(0, n^2) Z_{00}(0, m^2)}{nmL^2} \quad (49)$$

$$\times \int_{-\infty}^{\infty} p^{d-3} dp \int_{-\infty}^{\infty} k^{d-3} dk e^{inpL+imkL} \frac{p^3 k^3}{E_p E_k} \frac{F(p^2)/E_p - F(k^2)/E_k}{k^2 - p^2}.$$

Interchanging p and k in the integral with $F(k^2)/E_k$ in the numerator, we obtain

$$\Delta a_\mu^{\text{HVP, NNLO}, 4} = \frac{10}{9} \frac{\alpha^2}{12dF^2} \left(\frac{2\pi^{d/2}}{\Gamma(d/2)(2\pi)^d} \right)^2 \sum_{n^2=1}^{\infty} \sum_{m^2=1}^{\infty} \frac{Z_{00}(0, n^2) Z_{00}(0, m^2)}{nmL^2} \quad (50)$$

$$\times \int_{-\infty}^{\infty} p^\epsilon dp e^{inpL} \frac{p^3 F(p^2)}{E_p^2} \int_{-\infty}^{\infty} k^\epsilon dk e^{imkL} \frac{k^3}{E_k} \frac{1}{k^2 - p^2}$$

$$= \frac{10}{9} \frac{\alpha^2}{36\pi^2} \sum_{n^2=1}^{\infty} \frac{Z_{00}(0, n^2)}{nL} \int_{-\infty}^{\infty} dp \sin(npL) \frac{p^3 F(p^2)}{E_p^2} B(p^2),$$

where $B(p^2)$ was defined in Eq. (47), and we took the limit $d \rightarrow 3$ in the last step. We find that, for the parameter values of Table I,

$$\Delta a_\mu^{\text{HVP, NNLO}, 4} = \begin{cases} 0.02 \times 10^{-10}, & L/a = 96 \\ 0.02 \times 10^{-10}, & L/a = 64 \\ 0.01 \times 10^{-10}, & L/a = 48 \end{cases}. \quad (51)$$

The total NNLO contribution thus adds up to

$$\Delta a_\mu^{\text{HVP, NNLO}} = \begin{cases} 9.13 \times 10^{-10}, & L/a = 96 \\ 9.01 \times 10^{-10}, & L/a = 64 \\ 7.40 \times 10^{-10}, & L/a = 48 \end{cases}. \quad (52)$$

-
- [1] G. Bennett *et al.* (Muon G-2 Collaboration), Phys.Rev. **D73**, 072003 (2006), arXiv:hep-ex/0602035 [hep-ex].
- [2] S. Borsanyi *et al.* (Budapest-Marseille-Wuppertal), Phys. Rev. Lett. **121**, 022002 (2018), arXiv:1711.04980 [hep-lat].
- [3] T. Blum, P. A. Boyle, V. Gulpers, T. Izubuchi, L. Jin, C. Jung, A. Juettner, C. Lehner, A. Portelli, and J. T. Tsang (RBC, UKQCD), Phys. Rev. Lett. **121**, 022003 (2018), arXiv:1801.07224 [hep-lat].

- [4] D. Giusti, F. Sanfilippo, and S. Simula, Phys. Rev. **D98**, 114504 (2018), arXiv:1808.00887 [hep-lat] .
- [5] C. T. H. Davies *et al.* (Fermilab Lattice, LATTICE-HPQCD, MILC), (2019), arXiv:1902.04223 [hep-lat] .
- [6] E. Shintani and Y. Kuramashi, (2019), arXiv:1902.00885 [hep-lat] .
- [7] A. Grardin, M. C. G. von Hippel, B. Hrz, H. B. Meyer, D. Mohler, K. Ottnad, J. Wilhelm, and H. Wittig, (2019), arXiv:1904.03120 [hep-lat] .
- [8] T. Blum, Phys.Rev.Lett. **91**, 052001 (2003), arXiv:hep-lat/0212018 [hep-lat] .
- [9] D. Bernecker and H. B. Meyer, Eur.Phys.J. **A47**, 148 (2011), arXiv:1107.4388 [hep-lat] .
- [10] C. Lehner and T. Izubuchi, PoS **LATTICE2014**, 164 (2015), arXiv:1503.04395 [hep-lat] .
- [11] C. Aubin, T. Blum, P. Chau, M. Golterman, S. Peris, and C. Tu, Phys. Rev. **D93**, 054508 (2016), arXiv:1512.07555 [hep-lat] .
- [12] W.-J. Lee and S. R. Sharpe, Phys. Rev. **D60**, 114503 (1999), arXiv:hep-lat/9905023 [hep-lat] .
- [13] C. Aubin and C. Bernard, Phys. Rev. **D68**, 034014 (2003), arXiv:hep-lat/0304014 [hep-lat] .
- [14] M. Golterman, K. Maltman, and S. Peris, Phys. Rev. **D95**, 074509 (2017), arXiv:1701.08685 [hep-lat] .
- [15] J. Bijnens and J. Relefors, JHEP **12**, 114 (2017), arXiv:1710.04479 [hep-lat] .
- [16] M. T. Hansen and A. Patella, (2019), arXiv:1904.10010 [hep-lat] .
- [17] J. Gasser and H. Leutwyler, Annals Phys. **158**, 142 (1984).
- [18] A. Francis, B. Jaeger, H. B. Meyer, and H. Wittig, Phys. Rev. **D88**, 054502 (2013), arXiv:1306.2532 [hep-lat] .
- [19] M. Della Morte and A. Jüttner, JHEP **1011**, 154 (2010), arXiv:1009.3783 [hep-lat] .
- [20] M. Luescher, Commun. Math. Phys. **104**, 177 (1986).
- [21] T. Blum, T. Izubuchi, and E. Shintani, Phys.Rev. **D88**, 094503 (2013), arXiv:1208.4349 [hep-lat] .
- [22] E. Shintani, R. Arthur, T. Blum, T. Izubuchi, C. Jung, and C. Lehner, Phys. Rev. **D91**, 114511 (2015), arXiv:1402.0244 [hep-lat] .
- [23] L. Giusti, P. Hernandez, M. Laine, P. Weisz, and H. Wittig, JHEP **04**, 013 (2004), arXiv:hep-lat/0402002 [hep-lat] .
- [24] T. A. DeGrand and S. Schaefer, Comput. Phys. Commun. **159**, 185 (2004), arXiv:hep-

- lat/0401011 [hep-lat] .
- [25] H. Neff, N. Eicker, T. Lippert, J. W. Negele, and K. Schilling, Phys. Rev. **D64**, 114509 (2001), arXiv:hep-lat/0106016 [hep-lat] .
 - [26] L. Giusti and S. Necco, *Proceedings, 23rd International Symposium on Lattice field theory (Lattice 2005): Dublin, Ireland, Jul 25-30, 2005*, PoS **LAT2005**, 132 (2006), arXiv:hep-lat/0510011 [hep-lat] .
 - [27] A. Bazavov *et al.* (Fermilab Lattice, MILC), Phys. Rev. **D90**, 074509 (2014), arXiv:1407.3772 [hep-lat] .
 - [28] C. Aubin, T. Blum, M. Golterman, and S. Peris, Phys.Rev. **D86**, 054509 (2012), arXiv:1205.3695 [hep-lat] .
 - [29] B. Chakraborty, C. T. H. Davies, P. G. de Oliveira, J. Koponen, G. P. Lepage, and R. S. Van de Water, Phys. Rev. **D96**, 034516 (2017), arXiv:1601.03071 [hep-lat] .
 - [30] F. Jegerlehner, “alphaQEDc17,” (2017).
 - [31] RBC/UKQCD Collaborations, private communication.
 - [32] M. Della Morte, A. Francis, V. Gulpers, G. Herdoza, G. von Hippel, H. Horch, B. Jager, H. B. Meyer, A. Nyffeler, and H. Wittig, JHEP **10**, 020 (2017), arXiv:1705.01775 [hep-lat] .
 - [33] D. Giusti, V. Lubicz, G. Martinelli, F. Sanfilippo, and S. Simula, (2019), arXiv:1901.10462 [hep-lat] .
 - [34] J. Bijnens, G. Colangelo, and P. Talavera, JHEP **05**, 014 (1998), arXiv:hep-ph/9805389 [hep-ph] .