

# Infinite Grid Exploration by Disoriented Robots

Quentin Bramas<sup>1</sup>, Stéphane Devismes<sup>2</sup>, and Pascal Lafourcade<sup>3</sup>

<sup>1</sup>University of Strasbourg, ICUBE

<sup>2</sup>Université Grenoble Alpes, VERIMAG

<sup>3</sup>University Clermont Auvergne, LIMOS

## Abstract

We deal with a set of autonomous robots moving on an infinite grid. Those robots are opaque, have limited visibility capabilities, and run using synchronous Look-Compute-Move cycles. They all agree on a common chirality, but have no global compass. Finally, they may use lights of different colors, but except from that, robots have neither persistent memories, nor communication mean. We consider the *infinite grid exploration* (IGE) problem. For this problem we give two impossibility results and three algorithms, including one which is optimal in terms of number of robots. In more detail, we first show that two robots are not sufficient in our settings to solve the problem, even when robots have a common coordinate system. We then show that if the robots' coordinate systems are not self-consistent, three or four robots are not sufficient to solve the problem. Finally, we present three algorithms that solve the IGE problem in various settings. The first algorithm uses six robots with constant colors and a visibility range of one. The second one uses the minimum number of robots, *i.e.*, five, as well as five modifiable colors, still under visibility one. The last algorithm requires seven oblivious anonymous robots, yet assuming visibility two. Notice that the two last algorithms also satisfy achieve exclusiveness.

## 1 Introduction

We deal with a swarm of mobile robots with low computation and communication capabilities. The robots we consider are opaque (*i.e.*, they block the vision of other robots when they lie in the straight line between them) and run in synchronous Look-Compute-Move cycles, where they can sense their surroundings within a limited visibility range. All robots agree on a common chirality (*i.e.*, when a robot is located on an axis of symmetry in its surroundings, it is able to distinguish its two sides one from another), but have no global compass (they agree neither on a North-South, nor a East-West direction). However, they may use lights of different colors [12, 17]. These lights can be seen by robots in their surroundings. However, except from those lights, robots have neither persistent memories nor communication capabilities.

We are interested in coordinating such weak robots, endowed with both typically small visibility range (*i.e.*, one or two) and few light colors (only a constant number of them), to solve an infinite task in an infinite discrete environment. As an attempt to tackle this general problem, we consider the exploration of an infinite grid, where nodes represent locations that can be sensed by robots and edges represent the possibility for a robot to move from one location to another. Precisely, the exploration task consists in ensuring that each node of the

infinite grid is visited within finite time by at least one robot. In the following, we refer to this problem as the *Infinite Grid Exploration* (IGE) problem.

**Contribution.** Our contribution consists of both negative and positive results. On the negative side, we show that if robots have a bounded visibility range, then the IGE problem is not solvable with

- two robots, even if those robots agree on common North and chirality (the proof of this result is essentially the adaptation of the impossibility proof given in [13] to our context);
- three or four robots with self-inconsistent compass (*i.e.*, the compass may change throughout the execution).

On the positive side, we provide three algorithms for solving the IGE problem with opaque robots equipped with self-inconsistent compass. Two of them additionally satisfy *exclusiveness* [2], which require any two robots to never simultaneously occupy the same position nor traverse the edge. The first one requires the minimum number of robots, *i.e.*, five, and ensures exclusiveness. The robots use modifiable lights with only five states, and have a visibility range restricted to one. The second algorithm solves the problem with six robots and only three non-modifiable colors, still assuming visibility range one. The last algorithm requires seven identical robots without any light (*i.e.*, seven oblivious<sup>1</sup> anonymous robots) and ensures exclusiveness, yet assuming visibility range two. Our contributions are summarized in the table below. Moreover, in order to help the reader, animations, for each of the three algorithms, are available online [5].

visibility range	# of robots	# of colors	modifiable colors?	exclusiveness?
1	5 (opt)	5	yes	yes
1	6	3	no	no
2	7	1	N/A	yes

**Related Work.** The model of robots with lights have been proposed by Peleg in [12, 17]. In [7], the authors use robots with lights and compare the computational power of such robots with respect to the three main execution model: fully-synchronous, semi-synchronous, and asynchronous. Solutions for dedicated problems such as *weak gathering* or *mutual visibility* have been respectively investigated in [16] and [15].

Mobile robot computing in infinite environments has been first studied in the continuous two-dimensional Euclidean space. In this context, studied problems are mostly *terminating* tasks, such as *pattern formation* [10] and *gathering* [14], *i.e.*, problems where robots aim at eventually stopping in a particular configuration specified by their relative positions. A notable exception is the *flocking* problem [18], *i.e.*, the infinite task consisting of forming a desired pattern with the robots and make them moving together while maintaining that formation.

When considering a discrete environment, space is defined by a graph, where the nodes represent the possible locations that a robot can take and the edges the possibility for a robot to move from one location to another. In this setting, researchers have first considered finite graphs and two variants of the exploration problem, respectively called the *terminating* and *perpetual* exploration. The terminating exploration requires every possible location to be eventually visited by at least one robot, with the additional constraint that all robots stop moving after task completion. In contrast, the perpetual exploration requires each location to

---

<sup>1</sup>*Oblivious* means that robots cannot remember the past.

be visited infinitely often by all or a part of robots. In [8], authors solve terminating exploration of any finite grid using few asynchronous anonymous oblivious robots, yet assuming unbounded visibility range. The exclusive perpetual exploration of a finite grid is considered in the same model in [3].

Various terminating problems have been investigated in infinite grids such as *arbitrary pattern formation* [4], *mutual visibility* [1], and *gathering* [9, 11]. However, the possibly closest related work is that of Emek *et al.* [13]. In this paper, authors consider a treasure search problem, which is roughly equivalent to the IGE problem, in an infinite grid. They consider robots that operate in two models: the semi-synchronous and synchronous ones. However, they do not impose the exclusivity at all since their robots can only sense the states of the robots located at the same node (in that sense, the visibility range is zero). The main difference with our settings is that they assume all robots agree on a *global compass*, *i.e.*, they all agree on the same directions North-South and East-West; while we only assume here a *common chirality*. This difference makes their model drastically stronger, indeed they propose an algorithm that needs only three robots, while in our settings the IGE problem (even in its non-exclusive variant) requires at least five robots.

In a followup paper [6], Brandt *et al.* (somehow) extend the impossibility result of Emek *et al.*. Indeed, they show the impossibility of exploring an infinite grid with three semi-synchronous deterministic robots that agree on a common coordinate system. Although proven using techniques similar to ours, this result is not equivalent to ours. Indeed, the lower bound of Brandt *et al.* holds for robots that are weaker in terms of synchrony assumption (semi-synchronous *vs.* fully synchronous in our case but stronger in terms of coordination capabilities (common coordinate system *vs.* only self-inconsistent compass in our case). In other words, our impossibility results does not (even indirectly) follows from those of Brandt *et al.* since in our model difficulties arise from the lack of coordination capabilities and not the level asynchrony. As a matter of facts, their lower bound is actually four robots, while in our context five robots are necessary and sufficient.

**Roadmap.** In the next section, we define our computational model. In Section 3, we present lower bounds on the number of robots to solve the IGE problem. In Sections 4 and Section 5, we propose algorithms solving the IGE under visibility range one and two.

## 2 Model

We consider a set  $\mathcal{R}$  of  $n > 0$  robots located on an *infinite grid* graph with vertex set in  $\mathbb{Z} \times \mathbb{Z}$ , *i.e.*, there is an edge between two nodes  $(i, j)$  and  $(k, l)$  if and only if the *Manhattan distance* between those two nodes, *i.e.*,  $|i - k| + |j - l|$ , is 1.

We assume time is discrete and at each *round*, the robots synchronously perform a *Look-Compute-Move* cycle. In the *Look* phase, a robot gets a snapshot of the subgrid induced by nodes at distance  $\Phi > 0$  from its position.  $\Phi$  is called the *visibility range* of the robots. The snapshot is not oriented in any way as the robots do not agree on a common North. However, it is implicitly ego-centered since the robot that performs a Look phase is located at the center of the subgrid in the obtained snapshot. Then, each robot *Computes* a destination (either Up, Left, Down, Right or Idle) based only on the snapshot it received. Finally it *Moves* towards its computed destination. We also assume that robots are *opaque* and can obstruct the visibility so that if three robots are aligned, the two extremities cannot see each other.

Robots may have *Lights* with different colors. Let  $Cl$  be the set of possible light's colors. The coordinates of the nodes are used for the analysis only, *i.e.*, robots cannot access them. The *state* of a node is either the color of the light of the robot located at this node, if there is one, or  $\perp$  otherwise. If there is a robot we say the node is occupied, otherwise we say it is empty.

In the Look phase, the snapshot includes the state of the nodes (at distance  $\Phi$ ). After the compute phase, and if colors are *modifiable*, a robot may decide to change the color of its light. Otherwise, colors are said to be *fixed*.

**Configurations.** A *configuration*  $C$  is a set of couples  $(p, c)$  where  $p \in \mathbb{Z} \times \mathbb{Z}$  is an occupied node and  $c \in Cl$  is the color of light of the robot at  $p$ . A node  $p$  is considered empty if and only if  $\forall c, (p, c) \notin C$ . We sometimes just write the set of occupied node when the colors are clear from the context. For better readability, we sometimes partition the configuration into several subsets  $C_1, \dots, C_k$  and write  $C = \{C_1, \dots, C_k\}$  instead of writing  $(C = C_1 \cup \dots \cup C_k) \wedge (\forall i \neq j, C_i \cap C_j = \emptyset)$ .

**Views.** We denote by  $G_r$  the *oriented global view* centered at the robot  $r$ , *i.e.*, the subset of the configuration (or the sub-grid) containing the states of the nodes at distance at most  $\Phi$  from  $r$ , translated such that the coordinates of  $r$  is  $(0, 0)$ . We use this global view in our analysis to describe the movements of the robots: when we say "the robot moves Up", it is according to our global view. However, since robots do not agree on a common North, they have no access to this global oriented view. When a robot looks at its surroundings, it obtains a snapshot. To model this, we assume that, the *local view* acquired by a robot  $r$  in the Look phase is the result of an arbitrary combination of *indistinguishable transformations* on  $G_r$ . The set  $IT$  of indistinguishable transformations depends on the assumptions we make on the robots. The rotations of angle  $\pi/2$ ,  $\pi$  and  $3\pi/2$ , centered at  $r$  are in  $IT$  if and only if the robots do not agree on a common North direction. A mirroring is in  $IT$  if and only if the robots do not agree on a common *chirality* (they cannot distinguish between clockwise and counterclockwise). Moreover, in the obstructed visibility model, the function that removes the state of a node  $u$  if there is another robot between  $u$  and  $r$  is in  $IT$  and is systematically applied.  $\mathcal{IT}$  denotes the set of possible combinations of indistinguishable transformations.

For a robot  $r$ , if the same transformation  $f_r \in \mathcal{IT}$  is used for every look phase of  $r$ , we say that  $r$  is *self-consistent*. Otherwise, an adversary can choose a different transformation for each look phase, and  $r$  is said to be *self-inconsistent*.

In the rest of the paper, all our algorithms assume that all robots agree on a common chirality, *i.e.*, they can distinguish two mirrored views, but we make no assumption on the self-consistency of the coordinate system. On the other hand, we give impossibility results for stronger model when possible.

When a robot  $r$  computes a destination  $d$ , it is relative to its local view  $f(G_r)$ , which is the global view transformed by  $f \in \mathcal{IT}$ . It is important to see that the actual movement of the robot in the *global view* is actually  $f^{-1}(d)$ . Indeed, if  $d = Up$  but the robot sees the grid upside-down ( $f$  is the  $\pi$ -rotation), then the robot moves  $Down = f^{-1}(Up)$ . In a configuration  $C$ ,  $V_C(i, j)$  denotes the global view of a robot located at  $(i, j)$ .

**Exploration Algorithm.** An algorithm  $\mathcal{A}$  is a tuple  $(Cl, I, T)$  where  $Cl$  is the set of possible light's colors,  $I$  is the initial configuration, and  $T$  is the transition function  $Views \rightarrow$

$\{Idle, Up, Left, Down, Right\} \times Cl$ , where  $Views$  is the set of possible local views.

Recall that we assume in our algorithms that the robots are not self-consistent. In this context, we say that an algorithm  $(Cl, I, T)$  is *well-defined* if the global destination computed by a robot does not depend on the transformation  $f$  chosen by the adversary, *i.e.*, for every view  $V$ , and every transformation  $f \in \mathcal{IT}$ , we have  $T(V) = f^{-1}(T(f(V)))$ . This is usually a property obtained by construction of the algorithm, as we describe the destination  $d$  for a given view  $V$  and then assume that the destination computed from view  $f(V)$  is  $f(d)$ , for any  $f \in \mathcal{IT}$ .

We can extend the transition function  $T$  to the entire configuration. When the robots are in configuration  $C$ , the configuration obtained after one round of execution is denoted  $T(C)$  and contains the couple  $((i, j), c)$  if and only one of the following condition is verified:

- $(i, j) \in C$  and  $T(V_C(i, j)) = (Idle, c)$ ,
- $(i - 1, j) \in C$  is occupied and  $T(V_C(i - 1, j)) = (Right, c)$ ,
- $(i + 1, j) \in C$  is occupied and  $T(V_C(i + 1, j)) = (Left, c)$ ,
- $(i, j - 1) \in C$  is occupied and  $T(V_C(i, j - 1)) = (Up, c)$ ,
- $(i, j + 1) \in C$  is occupied and  $T(V_C(i, j + 1)) = (Down, c)$ .

In the remaining of the paper, we sometime write  $\mathcal{A}(C)$  instead of  $T(C)$ . The execution of an algorithm is the sequence  $(C_i)_{i \in \mathbb{N}}$  of configurations, such that  $C_0 = I$  and  $\forall i \geq 0, C_{i+1} = T(C_i)$ .

**Definition 1** (Infinite Grid Exploration). *An algorithm  $\mathcal{A}$  solves the infinite grid exploration (IGE) problem if in the execution  $(C_i)_{i \in \mathbb{N}}$  of  $\mathcal{A}$  and for any node  $(i, j) \in \mathbb{Z} \times \mathbb{Z}$  of the grid, there exists  $t \in \mathbb{N}$  such that  $(i, j)$  is occupied in  $C_t$ .*

**Notations.**  $\vec{t}_{(i,j)}(C)$  denotes the translation of the configuration  $C$  of vector  $(i, j)$ .

### 3 Impossibility Results

The lemma below states the intuitive, yet non trivial, idea that, in order to explore an infinite grid, the maximum distance between two farthest robots should tend to infinity. This claim is the cornerstone in the proofs of our impossibility results.

**Lemma 1.** *Let  $(C_i)_{i \in \mathbb{N}}$  be an execution of a given algorithm  $\mathcal{A}$ . Let  $d_i$  be the distance between the two farthest robots in Configuration  $C_i$ . If  $\mathcal{A}$  solves the IGE problem, then  $\lim_{i \rightarrow +\infty} d_i = +\infty$ .*

*Proof.* We proceed by the contradiction. So we suppose there exists a bound  $B > 0$  such that there are infinitely many configurations where the distance between every pair of robots is less than  $B$ . In other words, there is a subsequence of  $(C_i)_{i \in \mathbb{N}}$  where the distance between every pair of robots is less than  $B$ . Let  $(b_i)_{i \in \mathbb{N}}$  be the sequence of indices of this subsequence, *i.e.*,  $(b_i)_{i \in \mathbb{N}}$  is a strictly increasing sequence of integers such that  $d_{b_i} < B$ .

When all robots are at distance less than  $B$ , then the occupied positions are included in a square sub-grid of size  $B \times B$ . Since the number of possible configurations included in a sub-grid of size  $B \times B$  is finite, there must be two indices  $k$  and  $l$  such that  $C_{b_l} = t(C_{b_k})$  and  $k < l$  for a given translation  $t$ . The movements done by the robots in Configurations  $C_{b_k}$  and  $C_{b_l}$  are the same because each robot has the same view in both configurations, only their positions change. Thus  $C_{b_{l+1}} = t(C_{b_{k+1}})$  and so on so forth, so that  $\forall i, C_{b_{l+i}} = t(C_{b_{k+i}})$ . We obtain that the configurations are periodic (with period  $P = b_l - b_k$ ) and a node  $u$  is visited if

and only if it is visited before round  $b_l$  or if there exists a node  $v$  visited between round  $b_k$  and  $b_l$  such that  $u = t^q(v)$  with  $q > 0$ . So, we claim that there exists a node that is never visited.

To prove this claim, we now exhibit such a node. Let  $I$  be the set of integers  $i$  such that  $(t^{-1})^i(0,0)$  is visited before round  $b_l$  applied  $i$  times.  $I$  is finite because the number of nodes visited before  $b_l$  is finite. Let  $m$  be the maximum integer in  $I$  (or 0 if  $I$  is empty). Let  $u = (t^{-1})^{m+1}(0,0)$ . Then, clearly  $u$  is not visited before round  $b_l$ , otherwise we have a contradiction with the maximality of  $m$ . Moreover,  $u$  cannot be visited after round  $b_l$ , otherwise  $u$  would be equals to  $t^q(v)$  for a given integer  $q$  and a given node  $v$ , visited between round  $b_k$  and  $b_l$ , *i.e.*,  $v = (t^{-1})^q(u) = (t^{-1})^{q+m+1}(0,0)$ , which also contradicts the maximality of  $m$ . Thus  $u$  is never visited.  $\square$

The next theorem shows the impossibility of exploring the infinite grid with two robots, even if they agree on a common coordinate system. The proof of the theorem is essentially an adaptation to our context of the proof of impossibility given in [13]; yet it is necessary, since our model is not comparable to that of [13].

**Theorem 1.** [13] *No algorithm can solve the IGE problems using two robots, even if robots agree on common North and chirality.*

*Proof.* By the previous Lemma, there is a configuration from which the two robots will never see each other (their distance will remain greater than an arbitrary bound  $B \geq \Phi$ ). For each robot, its next move only depends on the color of its light. Since the number of color is finite, the movements of each robot are periodic and using the same argument as in the proof of the previous lemma, we can conclude that a node is never visited.  $\square$

**Lemma 2.** *A robot with self-inconsistent compass and that sees no other robot, either stays idle or the adversary can make it alternatively moving between two chosen adjacent nodes.*

*Proof.* If such a robot do not stay idle, it moves toward a direction  $d \in \{Up, Down, Left, Right\}$  but since its orientation is not self-consistent, the adversary can chose, for each activation, a transformation  $f \in \mathcal{IT}$  such that the destination  $f^{-1}(d)$  in the global view alternate between two chosen directions (*e.g.*, *Up* and *Down*).  $\square$

**Theorem 2.** *It is impossible to solve IGE problem with three robots with self-inconsistent compass.*

*Proof.* By Lemma 1, there is a configuration where two robots are always at distance at least  $B$  (say  $B > 2 \cdot \Phi + 2$ ), so that it is impossible for a robot to see the two other robots in the same snapshot. Since there are three robots, at least one robot  $r$  does not see any other robot. By Lemma 2, if  $r$  stays alone, then it remains idle or the adversary can make it alternatively moves between two nodes infinitely often. Moreover, the two other robots cannot explore the grid alone, by Theorem 1. Now, they cannot both move towards  $r$  because in such a case the distance between the farthest robots would becomes less than  $B$ , a contradiction. Finally, if one of the two other robots moves towards  $r$ , at some point all robots are out of the visibility range of each other. In that case, the adversary can make the exploration fail, by Lemma 2.  $\square$

**Theorem 3.** *It is impossible to solve IGE problem with four robots with self-inconsistent compass.*

*Proof.* We proceed by contradiction and denote  $\mathcal{A}$  such an algorithm. For simplicity we assume here that  $\mathcal{A}$  is well-defined to ensure that a robot that is alone stays idle.

The outline of the proof is as follow. We first prove that, after some time, a moving group travels infinitely often between two robots by performing always the same translation periodically. This implies that, after some time, the movements of the robots depend only on a modified configuration of bounded size. This again shows that the movements of the two farthest robots are periodic, which contradicts the fact that the robots explore the entire infinite grid.

Like in the previous impossibility results, we consider a round where two robots are at distance  $B \gg \Phi$ . The two farthest robots are called the extremities of the configuration. In this proof we denote  $a$  and  $b$  the two extremities, and write abusively *the robots at extremity  $a$* , (resp.  $b$ ). Using the same argument as in the previous theorems, we know that at some round  $t_0$ , three robots are located at one extremity and the fourth robot is waiting on the other extremity. Since the robots are not self-consistent, a robot that is alone stays idle. Then, at some round  $t \geq t_0$  two robots are leaving one extremity to move towards the second one. Two robots traveling from one extremity to the other happens infinitely often, otherwise, one extremity remains isolated forever and the three other robots solves the IGE problems, which is impossible. A group of two robots that is moving from one extremity to the other is called a *moving group*.

When two robots are moving, their movements depend on their light's colors and their relative positions. Since there is a finite number of such combinations (the number of colors and the visibility range are finite), after a finite number of rounds, the sequence of movements performed by the moving group is periodic. During one period, the group performs a translation. After some rounds, the distance between the extremities is such that a moving group traveling from one extremity to the other uses at least one periodic sequence of movements. Again, the number of such periodic sequences of movements, and the number of possible translations, is finite.

Let  $\{t_1, \dots, t_k\}$  the set of translations that are used infinitely often by a moving group to travel from one extremity to the other. Claim 1<sup>2</sup> states that all  $t_i$  are collinear, hence, since translations are defined on the discrete grid, we can define the translation  $t$  as the *least common multiple* of  $t_1, \dots, t_k$ . In more details  $t$  is such that for all  $1 \leq i \leq k$ , there exists  $l_i \in \mathbb{Z}$  verifying  $t = t_i^{l_i}$  where  $t_i^{l_i}$  is the composition of  $t_i$  with itself  $l_i$  times. Thus, we can assume that only  $t$  and  $t^{-1}$  are used infinitely often ( $t$  for the outward journey from extremity  $a$  to  $b$  and  $t^{-1}$  for the return journey).

We choose the bound  $B$  such that every time the moving group travels from one extremity to the other, it performs at least one time a periodic sequence of movements corresponding to translation  $t$  or  $t^{-1}$ . One can observe that when a moving group of robots reaches an extremity, the colors of their lights and their relative positions do not depend on the number of times the translation  $t$  or  $t^{-1}$  was performed. So, every time the moving group reaches an extremity, it does not know how much distance it traveled.

We now define a sequence of configurations that captures all the movements of extremity  $a$  in the execution of  $\mathcal{A}$ . Let  $C_0 = \{M_0, a_0, b_0\}$  be the first configuration (after that the bound  $B$  is as described above) such that there is a robot  $a_0$  at extremity  $a$ , a robot  $b_0$  at extremity  $b$ , a group  $M_0$  of two robots at bounded distance form  $a_0$  (if there are several choices for the extremity  $a_0$ , we can choose any arbitrarily). In such a configuration, we say that there are

---

<sup>2</sup>The proof of this claim is given separately after this proof.

three robots at extremity  $a$ . Similarly, let  $C_i = \{M_i, a_i, b_i\}$  be the  $i^{\text{th}}$  configuration where there are three robots  $M_i \cup \{a_i\}$  at the extremity  $a$ . The sequence  $(C_i)_{i \in \mathbb{N}}$  captures all the configurations of the execution of  $\mathcal{A}$  where three robots are located at extremity  $a$ , hence all the configurations where the extremity  $a$  might move. Between configurations  $C_i$  and  $C_{i+1}$ , one or more rounds of execution may happen, and we are particularly interested by the case when between  $C_i$  and  $C_{i+1}$  a moving group travels to extremity  $b$  and come back to extremity  $a$ , which we know happens infinitely often.

Fix an index  $i$  such that between configurations  $C_i$  and  $C_{i+1}$  a moving group travels towards  $b$  and came back to  $a$ . When the moving group  $M_i$  moves towards  $b_i$ , it performs  $k_i$  times a periodic sequence of movements associated with the translation  $t$ . Then it reaches  $b_i$ , and after some more rounds, another group  $M'_i$  leaves the extremity  $b$  and reaches back the extremity  $a$ . For the return journey, the moving group performs  $k'_i$  times the translation  $t^{-1}$ . As soon as the moving group  $M'_i$  reaches the extremity  $a$ , the configuration is  $C_{i+1}$ .

Now we prove that the movement of the extremity  $a$  is actually determined by a recursive sequence of bounded-size configurations, which implies that the extremity  $a$  performs a periodic movement.

To exhibit such sequence, we observe that the round-trip to extremity  $b$  of a moving group would be similar if the extremity  $b$  was translated by  $t^{-1}$ , *i.e.*, closer to extremity  $a$ . If the round-trip, between configurations  $C_i$  and  $C_{i+1}$ , uses  $k_i$  times the translation  $t$  for the outward journey and  $k'_i$  time the translation  $t^{-1}$  for the return journey, then the round-trip would be similar if  $b_i$  was translated by  $t^{-k_i^{\min}}$ , with  $k_i^{\min} = \min(k_i, k'_i)$ . If no round-trip is performed between configurations  $C_i$  and  $C_{i+1}$ , then we can define  $k_i^{\min}$  as the minimal number of times we can translate  $b_i$  by  $t^{-1}$  such that  $D_i$  is contained in a sub-grid of size bounded  $B \times B$ . In this case, again, the execution of the algorithm would be similar whether or not  $b_i$  is closer to  $a_i$ .

Formally, we define the *compressed* version of  $C_i$  denoted  $D_i$  as follow:  $D_i = \{M_i, a_i, t^{-k_i^{\min}}(b_i)\}$ , with  $k_i^{\min} = \min(k_i, k'_i)$  if a moving group does a round-trip to extremity  $b_i$  between  $C_i$  and  $C_{i+1}$ . Otherwise,  $k_i^{\min}$  is the minimal number of times we can translate  $b_i$  so that  $D_i$  is contained in a sub-grid of size bounded  $B \times B$ .

One can see that, in all cases, the configuration  $D_i$  is included in a sub-grid of size  $B \times B$ . Indeed, in the first case, it is possible either to travel from  $a_i$  to  $t^{-k_i^{\min}}(b_i)$  without using the translation  $t$ , or from  $t^{-k_i^{\min}}(b_i)$  to  $a_i$  without using the translation  $t^{-1}$  (either  $k_i^{\min} = k_i$  or  $k_i^{\min} = k'_i$ ), and by definition of the bound  $B$ , a group cannot travel a distance greater than  $B$  without using either translation  $t$  or  $t^{-1}$ . For better readability, lets assume from now that  $k_i = k_i^{\min}$ .

We denote by  $g$  the function that takes a configuration  $\{M, r_a, r_b\}$ , where  $M \cup \{r_a\}$  are at extremity  $a$ , and return the configuration  $\{M, r_a, t^{-1}(r_b)\}$ .  $g$  is well-defined for configurations where  $t^{-1}(r_b)$  does not intersect with  $M \cup \{r_a\}$ . Also, we see here that the function  $g$  does not depend on the choice of the robot  $r_a$  at the extremity  $a$ . We now have  $D_i = g^{k_i}(C_i)$ , where  $g^{k_i}$  is the composition of  $g$  with itself  $k_i$  times. We can see in Figure 1 the relations between the defined configurations.

If we apply the algorithm from a configuration  $D_i$  the moving group starts with the same movements as in  $C_i$  (since  $M_i$  and  $a_i$  are unchanged) and reaches the extremity  $t^{-k_i}(b_i)$  by performing  $k_i$  less times the translation  $t$ , but arrives in the same state as when the moving group reaches  $b_i$  starting from configuration  $C_i$ . So the movement performed by the three robots at this extremity  $b$  will be the same as when starting from configuration  $C_i$ . The return journey



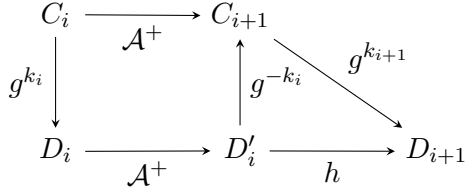


Figure 1: Relations the different defined configurations.  $\mathcal{A}^+$  correspond to one or more execution of Algorithm  $\mathcal{A}$

to extremity  $a$  is also the same but performing  $k_i$  less times the translation  $t^{-1}$  compared to the return journey when starting with configuration  $C_i$ . When the moving group reaches back the extremity  $a$ , it is impossible for the robots to differentiate between the two executions, the one starting with  $C_i$  and the other starting with  $D_i$ , the two obtained configurations being  $C_{i+1}$  and  $D'_i = \{M_{i+1}, a_{i+1}, t^{-k_i}(b_{i+1})\}$ .

We now prove that there exists a function  $h$  that maps a configuration  $D'_i$  to  $D_{i+1}$ ,  $\forall i \geq 0$ . To show that  $h$  is well-defined we have to show that,  $\forall i, j \geq 0$  such that  $D'_i = D'_j$ , then  $D_{i+1} = D_{j+1}$ . Indeed, assume without loss of generality that  $k_j \geq k_i$ , then we have

$$C_{i+1} = g^{-k_i}(D'_i) = g^{-k_i}(D'_j) = g^{-k_i}(g^{k_j}(C_{j+1})) = g^{k_j-k_i}(C_{j+1})$$

But that implies that  $C_{i+1}$  and  $C_{j+1}$  have the same compressed version, *i.e.*,  $D_{i+1} = D_{j+1}$ .

Thus, we have that  $D_i = h(\mathcal{A}^+(D_{i-1}))$  and since the configuration  $D_i$  is included in a subgrid of size  $B \times B$ , and there are a finite number of such configurations up to a translation, then there exists a translation  $t_D$  and two indices  $q > p$  such that  $D_q = t_D(D_p)$ . Since the view of the extremity  $a_i$  is the same in configuration  $C_i$  and in the compressed configuration  $D_i$ , we deduce that the movements of the extremity  $a$  are periodic. By a symmetric argument, the same is true for the other extremity, so that each extremity is moving in one direction. Since the moving group is always at bounded distance from the segment delimited by the two extremities, we have that, (i) if the direction of the movements of the extremities are collinear, then no robots can move arbitrary far away from a given line (see Fig. 2), (ii) otherwise, no robots can move arbitrary far away from a given cone (see Fig. 3). In both case, not all nodes are visited.

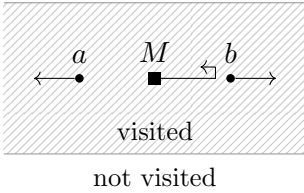


Figure 2: visited nodes if the direction of the extremities are collinear

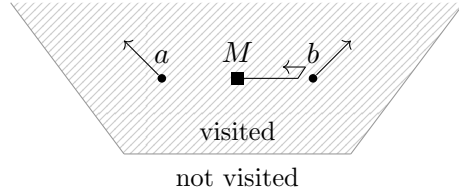


Figure 3: visited nodes if the direction of the extremities are not collinear

□

*Proof of Claim 1.* Take two translations  $t_1$  and  $t_2$  such that, infinitely often (i)  $t_1$  is used by a moving group to travel from extremity  $a$  to extremity  $b$ , and (ii)  $t_2$  is used for the return

smallest enclosing rectangle

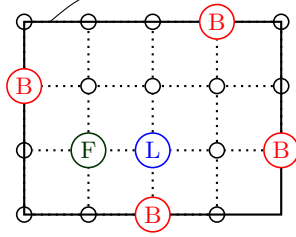


Figure 4: Initial configuration of Algorithm  $\mathcal{A}_1^{Fixed}$ .

journey to extremity  $a$ . Let  $v_1$ , resp.  $v_2$ , the vector associated with translation  $t_1$ , resp.  $t_2$ . Fact (i), resp. (ii), implies that there is a bound  $d$  such that  $a$  and  $b$  are at distance at most  $d$  from a line directed by vector  $v_1$ , resp.  $v_2$ . By lemma 1, we have a round where the distance between  $a$  and  $b$  is arbitrary large, thus the angle between the line passing through  $a$  and  $b$  and any line directed by  $v_1$ , resp.  $v_2$ , is smaller than an arbitrary number  $\varepsilon > 0$ . Thus, the angle between a line directed by  $v_1$  and a line directed by  $v_2$  is null, in other word  $v_1$  and  $v_2$  are collinear.  $\square$

## 4 Infinite Grid Exploration with $\Phi = 1$

We now present two algorithms with visibility range one: Algorithm  $\mathcal{A}_1^{Fixed}$  that uses six robots with three fixed light's colors, and Algorithm  $\mathcal{A}_1^{Modifiable}$  that uses five robots with five modifiable light's colors.

### 4.1 An algorithm using six robots and three fixed colors

**Definition of Algorithm  $\mathcal{A}_1^{Fixed}$ .** We use the set of three light's colors  $Cl = \{L, F, B\}$  to (partially) distinguish robots, *i.e.*,  $L$  is the light's color of a robots called *leader*,  $F$  is the light's color of a robot called *follower*, and  $B$  is the light's color of the four remaining robots, named *beacon* robots. The initial configuration  $I$  of  $\mathcal{A}_1^{Fixed}$  is defined as follows:  $I = \{((-1, 0), F), ((0, 0), L), ((0, -1), B), ((2, 0), B), ((1, 2), B), ((-2, 1), B)\}$ .

$\mathcal{A}_1^{Fixed}$  executes in phases. At the beginning of each phase, we consider the smallest rectangle, denoted by  $SER$ , that encloses the four beacon robots, *e.g.*, in the initial configuration  $I$  above, the  $SER$  is drawn with plain lines. During a phase, the follower robot  $r_F$  explores the borders of the  $SER$ , while the leader robot  $r_L$  visits the borders of the immediately smallest inside rectangle. The group of robots  $\{r_L, r_F\}$ , called the *moving group*, first moves straightly. When the leader robot becomes a neighbor of a beacon robot, the positions of three robots are *adjusted* so that (1) the moving group  $\{r_L, r_F\}$  makes a turn, and (2) the beacon robot moves diagonally in order to expand the  $SER$ . Precisely, at the end of Phase  $i$  (and so at the beginning of Phase  $i + 1$ ), both the length and width of  $SER$  increases by two.

To help the reader to follow the description and the proof of the algorithm, an animation for each of our three algorithms is available online [5]<sup>3</sup>

The rules of  $\mathcal{A}_1^{Fixed}$  are defined in Figs. 5, 7, and 8<sup>4</sup>. Some rules aim at moving the group of

<sup>3</sup>It will be published upon acceptance of this paper, on an open archive as a complementary material.

<sup>4</sup>A summary of all the rules for  $\mathcal{A}_1^{Fixed}$  is also given in Fig. 23, page 21.

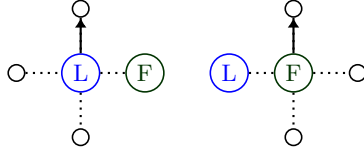


Figure 5:  $\mathcal{R}_{straightH}$  and  $\mathcal{R}_{straightT}$ .

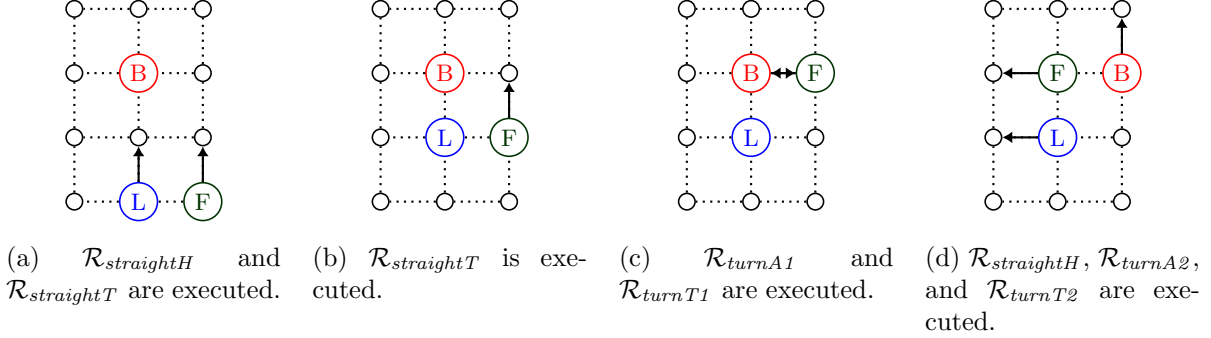


Figure 6: The global views of the robots performing a turn. In every illustrations, we assume that the nodes around what is visible are empty.

robots  $\{r_L, r_F\}$  straightly and the others are used to manage an *adjustment*. In the following, we detail how  $\{r_L, r_F\}$  moves straightly toward a beacon robot, does a left turn, and how the reached beacon robot moves diagonally. Recall that the rules below also describe the algorithm behavior on the equivalent, rotated, local views.

Using Rules of Fig. 5, if we apply  $\mathcal{A}_1^{Fixed}$  to  $\{((i, j), L), ((i + 1, j), F)\}$ , we obtain  $\{((i, j+1), L), ((i+1, j+1), F)\}$ , *i.e.*, the two robots undergo the translation  $\vec{t}_{(0,1)}(\{((i, j), L), ((i + 1, j), F)\})$ .

If we rotate the two robots with angle  $\pi/2$ , resp.  $\pi$  and  $3\pi/2$ , then the robots will move to the left, down, and right, respectively (*i.e.*, each round the moving group undergoes a translation). So, the group  $\{r_L, r_F\}$  moves in straight line when isolated. Depending on the relative position of  $r_L$  and  $r_F$ , the group either moves up, left, down, or right.

Before giving the rules for the adjustments and in order to explain clearly how our algorithm works, we show in Fig. 6 the global configurations that occur when the moving group reaches the upper right beacon robot. In the first round, the moving group is translated as previously explained. In the next two rounds, we can remark that the beacon robot moves one node to the right and one node up. Concurrently, the moving group  $\{r_L, r_F\}$  turns left to reach a

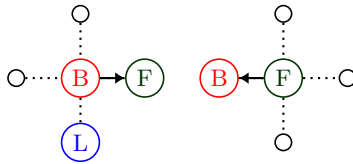


Figure 7:  $\mathcal{R}_{turnA1}$  and  $\mathcal{R}_{turnT1}$ .

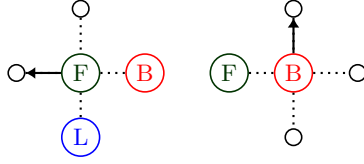


Figure 8:  $\mathcal{R}_{turnA2}$  and  $\mathcal{R}_{turnT2}$ .

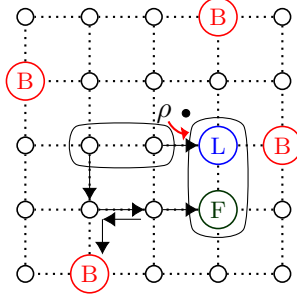


Figure 9: The global view after three rounds from  $C^0$ .

configuration from which it moves in straight line toward the left.

In more details, for the second round, there is no rule when  $r_L$  sees a beacon robot, thus, when it happens  $r_L$  stops and  $r_F$  continues to move up one more time. For the third round, according to the rules of Fig. 7, when  $r_F$  only sees the beacon robot, it moves towards it, and when the beacon sees both  $r_F$  and  $r_L$ , it moves toward  $r_F$ , so that they exchange their positions, while  $r_L$  stays idle. Finally, the beacon robot makes a last move up, and the moving group moves away from the beacon, according to the rules of Fig. 8. With those rules, and with  $M = \{((i, j), L), ((i + 1, j), F)\}$ ,  $X = \{((i, j + 1), B)\}$ , we can see that by applying  $\mathcal{A}_1^{Fixed}$  three times starting from  $\{M, X\}$  we obtain  $\{((i - 1, j), L), ((i - 1, j + 1), F), ((i + 1, j + 2), B)\}$ , i.e.,  $\{\rho(M), \vec{t}_{(1,1)}(X)\}$ , where  $\rho$  is the rotation centered at  $(i - 0.5, j - 0.5)$  of angle  $\pi/2$ .

**Theorem 4.** *Algorithm  $\mathcal{A}_1^{Fixed}$  solves the infinite grid exploration using six robots and fixed colors having common chirality and a visibility range of one.*

*Proof.* We denote the initial configuration  $I = C^0 = \{M^0, C_0^0, C_1^0, C_2^0, C_3^0\}$  where  $M^0 = \{((-1, 0), F), ((0, 0), L)\}$ ,  $C_0^0 = \{((0, -1), B)\}$ ,  $C_1^0 = \{((2, 0), B)\}$ ,  $C_2^0 = \{((1, 2), B)\}$ , and  $C_3^0 = \{((-2, 1), B)\}$ .

We define the configuration  $C^i = \{M^i, C_0^i, C_1^i, C_2^i, C_3^i\}$  in Phase  $i$ , where  $M^i = \vec{t}_{(-i, -i)}(M^0)$ ,  $C_0^i = \vec{t}_{(-i, -i)}(C_0^0)$ ,  $C_1^i = \vec{t}_{(i, -i)}(C_1^0)$ ,  $C_2^i = \vec{t}_{(i, i)}(C_2^0)$ , and  $C_3^i = \vec{t}_{(-i, i)}(C_3^0)$ . We now prove that starting with a configuration  $C^i$ , we eventually reach the configuration  $C^{i+1}$ . Since the initial configuration of our algorithm is  $C^0$ , this implies that every configuration  $C^i$ , for every  $i \geq 0$ , is gradually reached. By doing so, the leader robot visits all edges of growing rectangles. Consider the first configuration  $C_i$  of Phase  $i$ . In  $C^i$ , the distance between  $r_L$  and the beacon robot on its right is  $2i + 2$ . Indeed, starting from  $C^i$ , the robot  $r_L$  starts from  $(-i, -i)$  and that beacon robot starts from  $(i + 2, -i)$ . By executing the algorithm, we can remark (see Fig. 9) that after three rounds (1) the configuration is  $\{\rho(M^i), C_0^{i+1}, C_1^i, C_2^i, C_3^i\}$  (where  $\rho$  is the rotation with

center  $(0.5; 0.5)$  of angle  $\pi/2$ ) and (2)  $r_L$  is at distance  $2i + 1$  from the bottom down beacon. From that point, the moving group  $\{r_L, r_F\}$  starts moving one node to the right at each round (due to the first two rules) until robot  $r_L$  sees a beacon robot  $r$  in  $C_1^i$ ; this event occurs at round  $3 + 2i$ , *i.e.*, three plus the number of empty nodes between  $r_L$  and  $r$ . After three more rounds, the moving group performs a left turn again and bottom right beacon robot is translated by a vector  $(1, -1)$ .

Thus, at round  $3+2i+3$ , the configuration is  $\{\vec{t}_{(2i,0)}(\rho^2(M^i)), C_0^{i+1}, C_1^{i+1}, C_2^i, C_3^i\}$ . After  $2i+3$  more rounds, the moving group reaches the top right beacon robot, and performs another left turn. So at round  $3+2(2i+3)$  the configuration is  $\{\vec{t}_{(2i,2i)}(\rho^3(M^i)), C_0^{i+1}, C_1^{i+1}, C_2^{i+1}, C_3^i\}$ . Similarly, at round  $3+3(2i+3)+1$  the configuration is  $\{\vec{t}_{(-1,2i)}(\rho^4(M^i)), C_0^{i+1}, C_1^{i+1}, C_2^{i+1}, C_3^{i+1}\}$ . We observe that the moving group  $\{r_L, r_F\}$  required one extra round (as compared to other beacon robots) to reach the beacon robot in  $C_3^i$ .

Then, after  $2i + 1$  more rounds, the group of robots  $\{r_L, r_F\}$  moves  $2i + 1$  nodes down to reach the bottom left beacon robot again, so that, at round  $(3 + 3(2i + 3) + 1) + 2i + 1$ , the configuration is  $\{\vec{t}_{(-1,-1)}(\rho^4(M^i)), C_0^{i+1}, C_1^{i+1}, C_2^{i+1}, C_3^i\} = C^{i+1}$ .

Recursively, if the robots start from configuration  $C^0$ , they reach configuration  $C^i$  in finite time, for any  $i \geq 0$ . Also, the nodes  $V_i$  visited by  $r_L$  between Phase  $i$  and Phase  $i + 1$  contains the edges of the rectangle  $\{\vec{t}_{(-i,-i)}(-1, 0), \vec{t}_{(i,-i)}(1, 0), \vec{t}_{(i,i)}(1, 1), \vec{t}_{(-i,i)}(-1, 1)\}$  (see Fig. 10). Since  $\bigcup_{i \geq 0} V_i = \mathbb{Z} \times \mathbb{Z}$  our algorithm solves the infinite grid exploration problem.  $\square$

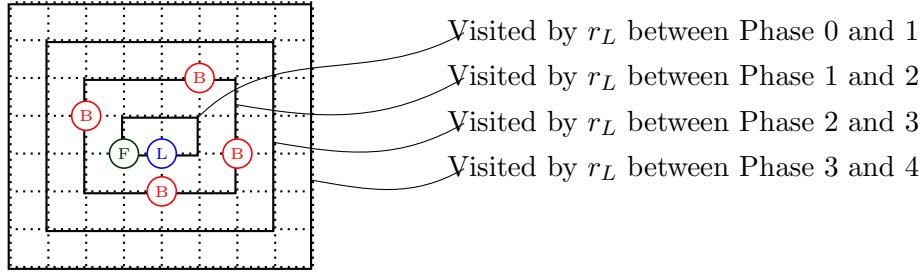


Figure 10: Visited grid after three phases for  $\mathcal{A}_1^{fixed}$ .

## 4.2 An algorithm using five robots and five modifiable colors

Algorithm  $\mathcal{A}_1^{Modifiable}$  solves the exclusive IGE using a minimum number of robots. Here, to use one less robot, the moving group of two robots moves along a triangle, delimited by three beacon robots, instead of a rectangle like in the previous algorithm. Except for the shape of the growing polygonal, the principles are similar to the previous algorithm. Notice that we require modifiable colors to allow the moving group to follow a diagonal.

The fact that the rules are well-defined and unambiguous has been checked by computer, along with all the transformations that occur when the robots are in a given configuration. For instance, the fact that, after a given number of rounds, each beacon at the corner of the triangle has been translated is verifiable by executing the algorithm in our complementary material [5].

The set of colors is  $Cl = \{R, Y, G, B, P\}$ . Notice that, to reduce the number of used colors, the meaning of each color changes according to the stage of the exploration, *i.e.*, along the exploration they are used for different purposes. The initial configuration  $I$  is given in Fig 11.

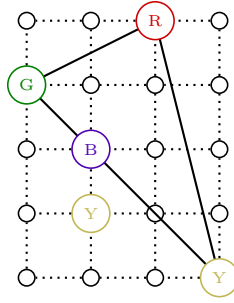


Figure 11:  $I$  for  $\mathcal{A}_1^{Modifiable}$ .

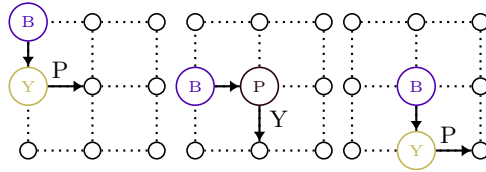


Figure 12: Sequence of configurations that corresponds to the diagonal move. The letter written near each arrow defines the new color of the lights of the moving robot.

The three beacon robots are at the corner of the growing triangle respectively hold light's colors  $Y$ ,  $G$ , and  $R$ . The principle of the algorithm is as follows: starting from the initial configuration  $I$  and using the diagonal movements described in Fig. 12, the moving group, composed of the two robots initially with lights colored  $B$  and  $Y$ , goes to the bottom beacon robot  $Y$ . The color of the light of the robot in the moving group initially colored  $Y$  alternates at each move between  $Y$  and  $P$ , while the light of the robot initially colored  $B$  has a constant color. Robots in the group alternatively move horizontally and vertically (when one moves horizontally, the other moves vertically) according to the light's colors of the group, either  $\{B, Y\}$  or  $\{B, P\}$ . After the turn at the bottom beacon robot, described in Fig. 13, the moving group has now light's colors  $G$  and  $B$  and moves with fixed light's colors in the exact same way as in the previous algorithm, until reaching the third beacon robot. Precisely, they move up towards the top right beacon robot, turns left, and then moves straight to the left towards the third beacon robot, following the rules of the previous algorithm given in Figs. 5-7. Upon reaching the third beacon robot, the robots perform a turn following the sequence described in Fig. 14. After the turn at the top left beacon robot, the lights of the moving group have again colors  $B$  and  $Y$  and again moves in diagonal. All rules are given in Fig. 15.

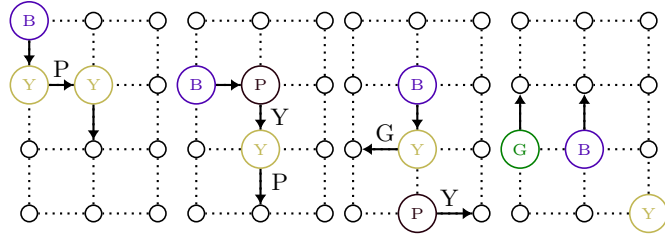


Figure 13: Sequence of configurations that corresponds to the turn at the bottom beacon robot.

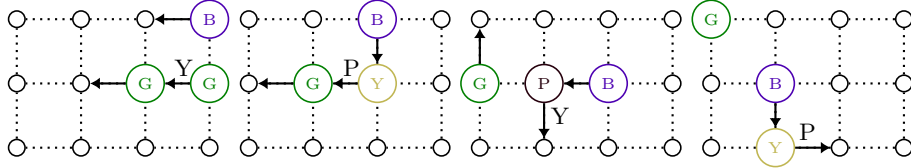
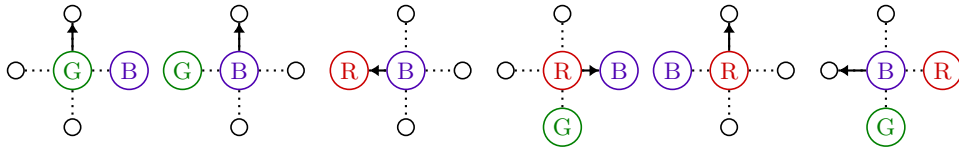
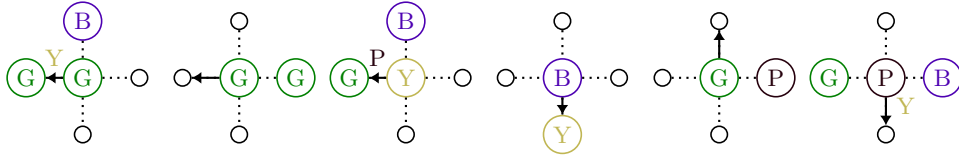


Figure 14: Sequence of configurations that corresponds to the left turn at the top left beacon robot.

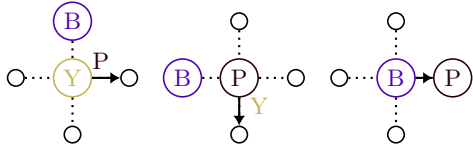
For the first moves, we use the same rules as the previous algorithm, allowing two robots to move in straight line toward a beacon, turn left, and move in straight line towards the second beacon:



Rules for the second turn:



Rules for the diagonal move:



For the last turn:

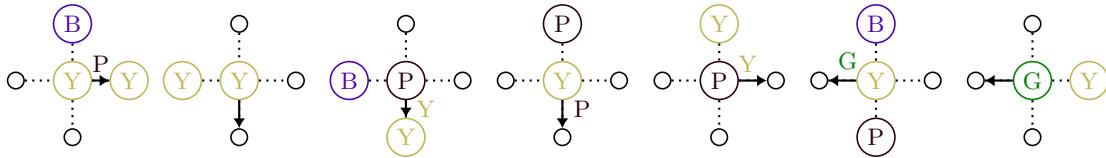


Figure 15: Rules for Algorithm  $\mathcal{A}_1^{Modifiable}$ .

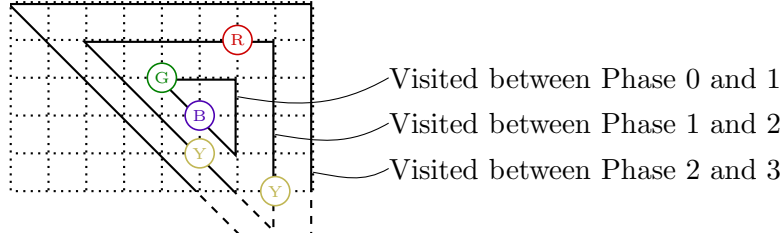


Figure 16: Visited grid after three phases for  $\mathcal{A}_1^{Modifiable}$ .

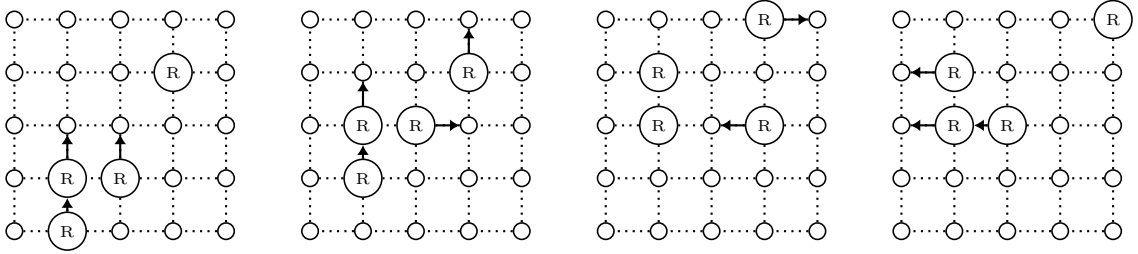


Figure 17: Sequence of configurations that corresponds to a left turn.

**Theorem 5.** *Algorithm  $\mathcal{A}_1^{Modifiable}$  solves the exclusive infinite grid exploration using five robots, five modifiable colors, and a visibility range of one.*

*Proof.* We define a sequence of configurations corresponding to phases of our algorithm. We assume that the robot with light colored  $G$  is initially at position  $(0, 0)$ . So, the initial configuration  $I$  is defined as follows:  $I = C^0 = \{M^0, C_0^0, C_1^0, C_2^0, C_3^0\}$ , where  $M^0 = \{((1, -1), B), ((1, -2), Y)\}$ ,  $C_0^0 = \{((0, 0), G)\}$ ,  $C_1^0 = \{((3, -3), Y)\}$ ,  $C_2^0 = \{((2, 1), R)\}$ . The configuration at Phase  $i$ , denoted  $C^i = \{M^i, C_0^i, C_1^i, C_2^i\}$ , with  $i > 0$ , is obtained by several translations, *i.e.*,  $M^i = \vec{t}_{(-2i, i)}(M^0)$ ,  $C_0^i = \vec{t}_{(-2i, i)}(C_0^0)$ ,  $C_1^i = \vec{t}_{(i, -2i)}(C_1^0)$ , and  $C_2^i = \vec{t}_{(i, i)}(C_2^0)$ .

Starting from Configuration  $C^i$ , the moving group  $M^i$  moves diagonally towards the robot in  $C_1^i$  and reaches the first configuration of the sequence described in Fig. 13. After the turn, the robot in  $C_1^i$  is translated by a vector  $(1, -2)$ . Then, the moving group moves up towards the top-right beacon robot. Next, the moving group turns left, and the robot in  $C_2^i$  is translated by a vector  $(1, 1)$ . Finally, the moving group reaches the top-left beacon robot and forms the first configuration of the sequence described in Fig. 14. After the execution of this sequence, the robot in  $C_0^i$  is translated by vector  $(-2, 1)$  and the moving group is translated by the same vector with respect to its position at the beginning of the phase. At this point, the configuration is exactly  $C^{i+1}$ .

Recursively, the execution reaches  $C^i$ , for all  $i \geq 0$ , in finite time. Between Phase  $i$  and  $i + 1$ , the nodes located at the edges of the triangle  $\{\vec{t}_{(-2i, i)}(0, 0), \vec{t}_{(i, -2i)}(2, -2), \vec{t}_{(i, i)}(2, 0)\}$  are visited, see Fig. 16.  $\square$



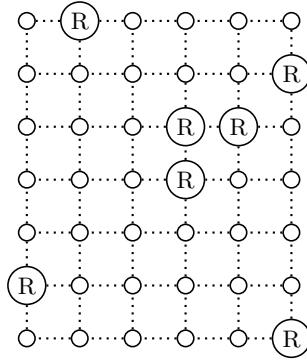


Figure 18:  $I$  for  $\mathcal{A}_2^{nolights}$ .

## 5 Infinite Grid Exploration with $\Phi = 2$ and no lights

We now describe Algorithm  $\mathcal{A}_2^{nolights}$  which solves the exclusive IGE problem assuming visibility range two, yet without using any color, *i.e.*, using anonymous oblivious robots. One can observe that when the visibility range is two (or more) the obstructed visibility can impact the local view of a robot as a robot at distance one can hide a robot behind it at distance two. So, the rules of  $\mathcal{A}_2^{nolights}$  should not depend on the states of the nodes that are hidden by a robot. To make it clear, those nodes will be crossed out in the illustrations of our rules. The principle of our algorithm is similar to the first two algorithms. We still proceed by phases. At Phase  $i$  ( $i \geq 0$ ), a moving group, this time of three robots, traverses the edges of a square of length  $2i$ , see Fig. 22. The three *moving* robots are always placed in such a way that exactly one of them, the *leader*, has one robot of the group on its horizontal axis and the other on its vertical axis. Again, the two non-leader robots of the group are called the *followers*. Notice however that the leadership changes during a phase. Finally, as previously, the non-members of the moving group are called the *beacon* robots.

The overall idea is that the moving group moves straightly according to the relative positions of its members until a follower detects a beacon at distance two. Then, an adjustment is performed in two rounds to push away the beacon and to make the moving group turn left.

The initial configuration is given in Fig.18 and the rules are given in Figs. 19, 20 and 21<sup>5</sup>. During Phase  $i$ , the visited square is actually the one of length  $2i$  whose center is the initial position of the bottom follower.

For the movements in straight line, the moving group forms a right angle. Each of the three moving robots sees the others, can determine its position in the group, and knows the current direction to follow. The rules of Fig. 19 manage the movements of the moving group in straight line.

One can observe that the two last rules are distinguishable by the robots thanks to their common chirality. Indeed, in one view, the central robot sees a robot  $r$  at distance one and a robot  $r'$  on the right of  $r$ . In the other view,  $r'$  is on the left of  $r$ . Then, an adjustment is done in two rounds: In the first round (Fig. 20), a beacon robot sees a follower in diagonal, and moves up. Simultaneously, the follower sees the beacon and moves towards the nodes on the

<sup>5</sup>A summary of all the rules for  $\mathcal{A}_2^{nolights}$  is also given in Fig. 24, page 22.

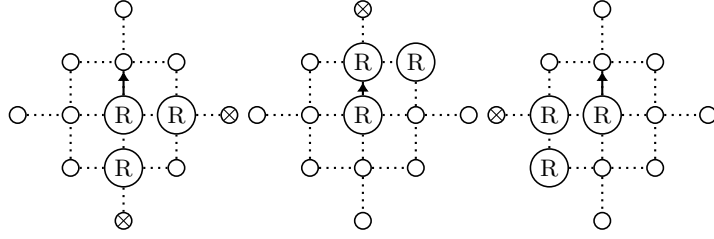


Figure 19: Moving on straight line for  $\mathcal{A}_2^{nolights}$ .

right of the beacon robot. In the second round (Fig. 21), the beacon robot moves away, on the left of the aforementioned follower it sees at distance two (*i.e.*, on the right from a global point of view described in Fig. 21). Simultaneously, that the follower, which sees the beacon robot at distance two, catches up with the other robots of the moving group that are on its left.

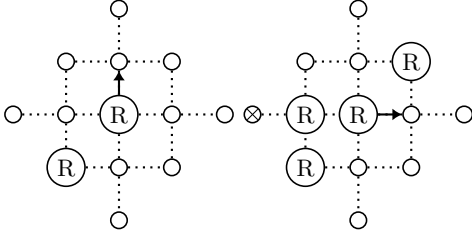


Figure 20: First round.

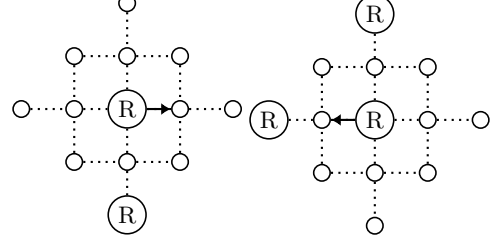


Figure 21: Second round.

**Theorem 6.** *Algorithm  $\mathcal{A}_2^{nolights}$  solves the exclusive infinite grid exploration using seven robots without lights and a visibility range of two.*

*Proof.* Again, we prove the theorem by exhibiting a sequence of configurations reached by the robots.  $I = C^0 = \{M^0, C_0^0, C_1^0, C_2^0, C_3^0\}$  is the initial configuration, where  $M^0 = \{(3, 2), (3, 3), (4, 3)\}$ ,  $C_0^0 = \{(0, 0)\}$ ,  $C_1^0 = \{(5, -1)\}$ ,  $C_2^0 = \{(5, 4)\}$ ,  $C_3^0 = \{(1, 5)\}$  (with  $(0, 0)$  being the bottom-left beacon robot).  $C^i = \{M^i, C_0^i, C_1^i, C_2^i, C_3^i\}$ , where  $M^i = \vec{t}_{(i,i)}(M^0)$ ,  $C_0^i = \vec{t}_{(-i,-i)}(C_0^0)$ ,  $C_1^i = \vec{t}_{(i,-i)}(C_1^0)$ ,  $C_2^i = \vec{t}_{(i,i)}(C_2^0)$ ,  $C_3^i = \vec{t}_{(-i,i)}(C_3^0)$ , is the configuration at Phase  $i > 0$  obtained from  $C^0$  by several translations.

Starting from Configuration  $C^i$ , the moving group  $M^i$  makes a left turn and the robot in  $C_2^i$  is translated by a vector  $(1, 1)$ . Then, the moving group moves straight on the left towards the top-left beacon, performs a left turn and the robot in  $C_3^i$  is translated by a vector  $(-1, 1)$ . Next, the moving group moves straight down towards the bottom-left beacon, performs a left turn and the robot in  $C_0^i$  is translated by a vector  $(-1, -1)$ . Again, the moving group moves straight right towards the bottom-right beacon, performs a left turn and the robot in  $C_1^i$  is translated by a vector  $(1, -1)$ . Finally, the moving group moves straight up until it reaches the top-right beacon. At this point, the moving group is translated by vector  $(1, 1)$  with respect to its position at the beginning of the phase, and the configuration is exactly  $C^{i+1}$ .

Recursively, the execution reaches  $C^i$  for all  $i \geq 0$  in finite time (Fig. 10). Between Phase  $i$  and  $i+1$ , the nodes located at the edges of the square  $\{\vec{t}_{(-i,-i)}(2, 1), \vec{t}_{(i,-i)}(4, 1), \vec{t}_{(i,i)}(4, 3), \vec{t}_{(-i,i)}(2, 3)\}$  are visited by the successive leaders of the moving group, and the node  $(3, 2)$  is visited at round 0.  $\square$

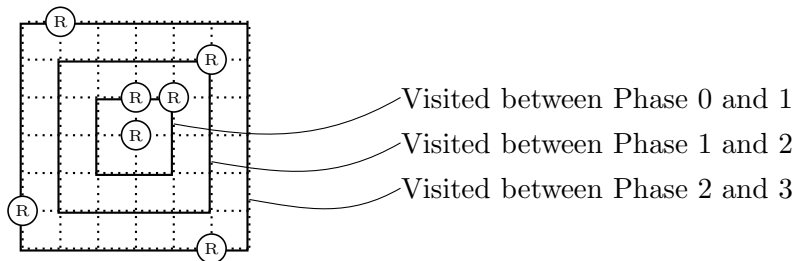


Figure 22: Visited grid after three phases for  $\mathcal{A}_2^{nolights}$ .

## 6 Conclusion

We have considered the problem of exploring an infinite discrete environment, namely a grid-shaped network, using a small number of mobile synchronous robots with low computing and communicating capabilities. In particular, our robots are opaque and only agree on a common chirality. We show that using modifiable lights with few states (actually five), five such robots, with a visibility range restricted to one, are necessary and sufficient to solve the (exclusive) Infinite Grid Exploration (IGE) problem. We also provide two other algorithms that respectively solve (1) the IGE problem using six robots still with visibility range one but only three constant colors, (2) and the exclusive IGE problem using seven oblivious anonymous robots yet assuming visibility range two.

The immediate perspective of this work is to study the optimality, in terms of number of robots, when we consider the cases of robots where lights have constant colors or no color at all. As a matter of facts, we conjecture that our algorithm for six robots is optimal when lights are assumed to have fixed colors. As a longer term perspective, we envision to study the IGE problem in fully asynchronous settings.

## References

- [1] R. Adhikary, K. Bose, M. K. Kundu, and B. Sau. Mutual visibility by asynchronous robots on infinite grid. In *Algorithms for Sensor Systems - 14th International Symposium on Algorithms and Experiments for Wireless Sensor Networks, ALGOSENSORS 2018, Helsinki, Finland, August 23-24, 2018, Revised Selected Papers*, pages 83–101, 2018.
- [2] R. Baldoni, F. Bonnet, A. Milani, and M. Raynal. Anonymous graph exploration without collision by mobile robots. *Inf. Process. Lett.*, 109(2):98–103, 2008.
- [3] F. Bonnet, A. Milani, M. Potop-Butucaru, and S. Tixeuil. Asynchronous exclusive perpetual grid exploration without sense of direction. In A. F. Anta, editor, *Proceedings of International Conference on Principles of Distributed Systems (OPODIS 2011)*, number 7109 in Lecture Notes in Computer Science (LNCS), pages 251–265, Toulouse, France, December 2011. Springer Berlin / Heidelberg.
- [4] K. Bose, R. Adhikary, M. K. Kundu, and B. Sau. Arbitrary pattern formation on infinite grid by asynchronous oblivious robots. In *WALCOM: Algorithms and Computation - 13th International Conference, WALCOM 2019, Guwahati, India, February 27 - March 2, 2019, Proceedings*, pages 354–366, 2019.

- [5] Q. Bramas. Execution of several exploration algorithms. <https://bramas.fr/DGQRnRQkgm6M74XgROSZ>.
- [6] S. Brandt, J. Uitto, and R. Wattenhofer. A tight lower bound for semi-synchronous collaborative grid exploration. In *32nd International Symposium on Distributed Computing (DISC 2018)*, volume 121, page 13. Schloss Dagstuhl-Leibniz-Zentrum für Informatik, 2018.
- [7] S. Das, P. Flocchini, G. Prencipe, N. Santoro, and M. Yamashita. Autonomous mobile robots with lights. *Theor. Comput. Sci.*, 609(P1):171–184, Jan. 2016.
- [8] S. Devismes, A. Lamani, F. Petit, P. Raymond, and S. Tixeuil. Optimal grid exploration by asynchronous oblivious robots. In *Proceedings of the 14th International Conference on Stabilization, Safety, and Security of Distributed Systems, SSS'12*, pages 64–76, Berlin, Heidelberg, 2012. Springer-Verlag.
- [9] G. Di Stefano and A. Navarra. Gathering of oblivious robots on infinite grids with minimum traveled distance. *Information and Computation*, 254, 09 2016.
- [10] Y. Dieudonné and F. Petit. Circle formation of weak robots and lyndon words. *Inf. Process. Lett.*, 101(4):156–162, 2007.
- [11] D. Dutta, T. Dey, and S. G. Chaudhuri. Gathering multiple robots in a ring and an infinite grid. In *Distributed Computing and Internet Technology - 13th International Conference, ICDCIT 2017, Bhubaneswar, India, January 13-16, 2017, Proceedings*, pages 15–26, 2017.
- [12] A. Efrima and D. Peleg. Distributed models and algorithms for mobile robot systems. In J. van Leeuwen, G. F. Italiano, W. van der Hoek, C. Meinel, H. Sack, and F. Plášil, editors, *SOFSEM 2007: Theory and Practice of Computer Science*, pages 70–87, Berlin, Heidelberg, 2007. Springer Berlin Heidelberg.
- [13] Y. Emek, T. Langner, D. Stolz, J. Uitto, and R. Wattenhofer. How many ants does it take to find the food? *Theor. Comput. Sci.*, 608(P3):255–267, Dec. 2015.
- [14] P. Flocchini, G. Prencipe, N. Santoro, and P. Widmayer. Gathering of asynchronous robots with limited visibility. *Theoretical Computer Science*, 337(1):147 – 168, 2005.
- [15] G. A. D. Luna, P. Flocchini, S. G. Chaudhuri, F. Poloni, N. Santoro, and G. Viglietta. Mutual visibility by luminous robots without collisions. *Inf. Comput.*, 254:392–418, 2017.
- [16] F. Ooshita and A. K. Datta. Brief announcement: Feasibility of weak gathering in connected-over-time dynamic rings. In *Stabilization, Safety, and Security of Distributed Systems - 20th International Symposium, SSS 2018, Tokyo, Japan, November 4-7, 2018, Proceedings*, pages 393–397, 2018.
- [17] D. Peleg. Distributed coordination algorithms for mobile robot swarms: New directions and challenges. In *Proceedings of the 7th International Conference on Distributed Computing, IWDC'05*, pages 1–12, Berlin, Heidelberg, 2005. Springer-Verlag.
- [18] Y. Yang, S. Souissi, X. Défago, and M. Takizawa. Fault-tolerant flocking for a group of autonomous mobile robots. *Journal of Systems and Software*, 84(1):29–36, 2011.

# A Additional Figures

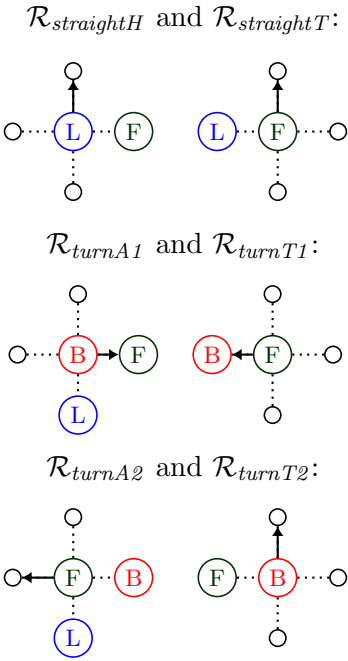
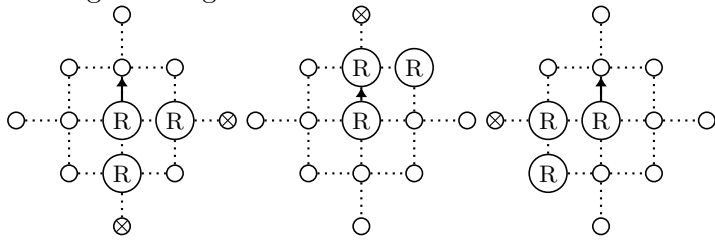
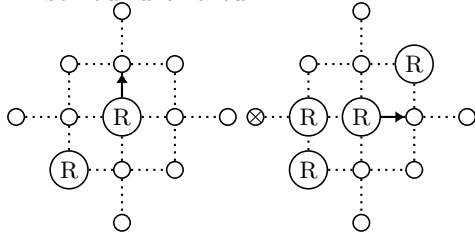


Figure 23: Rules of Algorithm  $\mathcal{A}_1^{fixed}$ .

Moving in straight line:



First round of a turn:



Second round of a turn:

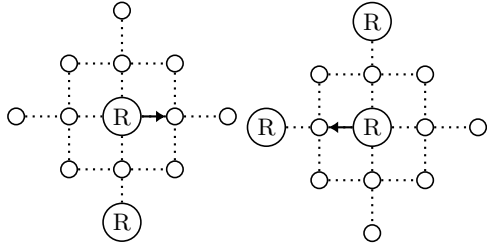


Figure 24: Rules for Algorithm  $\mathcal{A}_2^{nocolors}$ .