

Super-Consistent Estimation of Points of Impact in Nonparametric Regression with Functional Predictors

Dominik Poß*, Dominik Liebl*, Alois Kneip*, Hedwig Eisenbarth†, Tor D. Wager‡
and Lisa Feldman Barrett§

June 15, 2022

Abstract

Predicting scalar outcomes using functional predictors is a classical problem in functional data analysis. In many applications, however, only specific locations or time-points of the functional predictors have an impact on the outcome. Such points of impact are typically unknown and have to be estimated besides the usual model components. In this paper we consider the case of nonparametric models and the practically relevant case of generalized linear models. We show that our point of impact estimators enjoy a super-consistent convergence rate and do not require knowledge or pre-estimates of the model components. This remarkable result facilitates the subsequent estimation of the remaining model components as shown in the theoretical part. The finite sample properties of our estimators are assessed by means of a simulation study. Our methodology is motivated by data from a psychological experiment in which the participants were asked to continuously rate their emotional state while watching an affective video eliciting varying intensity of emotional reactions.

Keywords: functional data analysis; variable selection; nonparametric regression; quasi-maximum likelihood; emotional stimuli; online video rating

*Department of Statistics, University of Bonn, Bonn, Germany

†School of Psychology, Victoria University of Wellington, Wellington, New Zealand

‡Department of Psychology and Neuroscience and Institute of Cognitive Science, University of Colorado Boulder, Boulder, Colorado, USA

§Department of Psychology, Northeastern University and Department of Psychiatry, Massachusetts General Hospital/Harvard Medical School, Boston, Massachusetts, USA; and Athinoula A. Martinos Center for Biomedical Imaging, Massachusetts General Hospital, Charlestown, Massachusetts, USA

1 Introduction

Identifying important time points in time continuous trajectories is a difficult but highly relevant problem. For instance, current psychological research on emotional experiences often includes time continuous stimuli such as videos to induce emotional states, say $X(t) \in \mathbb{R}$, with $t \in [a, b]$, where a denotes the start of the video and b the end (see Figure 1). The evaluation of such stimuli is based on asking participants whether the video made them feel negative, say $Y = 0$, or positive, say $Y = 1$. In this paper, for instance, we consider a novel dataset where participants were asked to continuously report their emotional states while watching an affective documentary video on the persecution of African albinos. After watching the video, the participants were asked to rate their final overall feeling. Psychologists are interested in understanding how such concluding overall ratings relate to the fluctuations of the emotional states while watching the video, as this has implications for the way emotional states are assessed in research using such material. Due to a lack of appropriate statistical methods, existing approaches use heuristics such as the “peak-and-end rule” in order to link the overall ratings with the continuous emotional stimuli (see Section 5). This heuristic approach, however, results in non-interpretable and insignificant results. By contrast, our methodology allows to identify the crucial affective video scenes—the basic prerequisite to understand the emergence of emotional states in this kind of experiments.

The identification of “influential” stimuli occurring, for instance, in a video corresponds to identify corresponding time points $\tau \in [a, b]$. We aim to estimate such time points within the nonparametric model

$$Y = g(X(\tau_1), \dots, X(\tau_S)) + \varepsilon, \quad (1)$$

where $\tau_1, \dots, \tau_S \in (a, b)$ and their number $S \in \mathbb{N}$ are unknown and need to be estimated. The values τ_1, \dots, τ_S are called *points of impact* and give specific locations at which the functional predictor $X \in L^2([a, b])$ influences the scalar, possibly binary, outcome Y . In our real data application in Section 5, for instance, Y is a binary variable and the functional predictor X is evaluated at two estimated points of impact $\hat{\tau}_1$ and $\hat{\tau}_2$; see Figure 5.

A remarkable feature of our method consists in the fact that identification and estima-

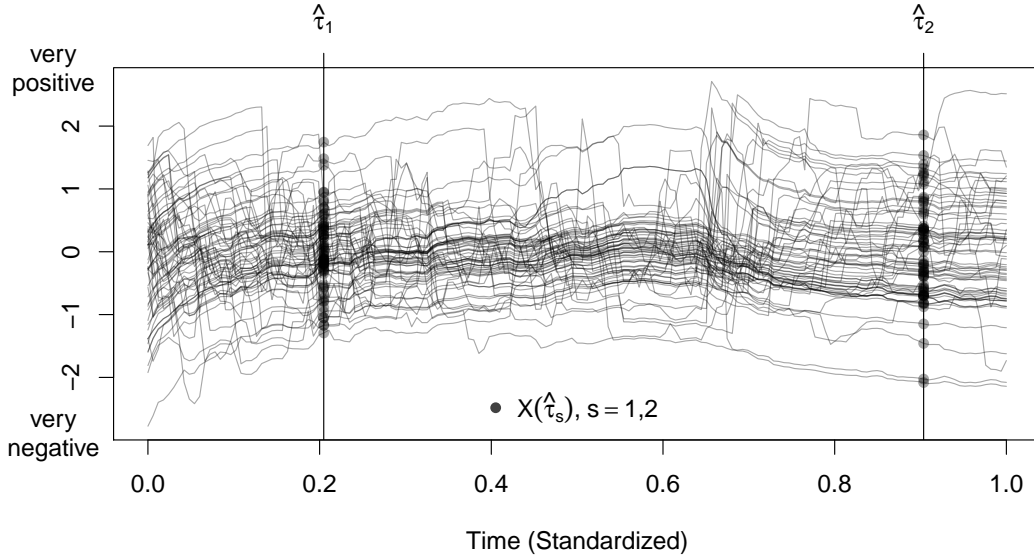


Figure 1: Continuously self-reported emotion trajectories X of $n = 67$ participants with two estimated points of impact $\hat{\tau}_1$ and $\hat{\tau}_2$; see application in Section 5.

tion of the points of impact τ_1, \dots, τ_S does neither require knowledge about the possibly nonparametric function g nor an estimate of g . The estimation of the points of impact is thus robust against model mis-specifications and free of additional contaminating estimation errors.

To the best of our knowledge, the problem of estimating τ_1, \dots, τ_S in (1) is, so far, only considered by Ferraty et al. (2010), who propose to estimate g nonparametrically for any combination of point of impact candidates $t_1^*, \dots, t_{S^*}^* \in \{t_j : t_j = a + j(b - a)/p \text{ with } j = 1, \dots, p\}$ and to select the best model using cross-validation. This brute-force method, however, becomes problematic in practice for $S \geq 2$ and large p . Furthermore, the non-parametric estimation of g implies that the points of impact τ_1, \dots, τ_S can be estimated at most with the non-parametric rate $n^{-2/(4+S)}$, where n denotes the sample size. Here the speed of convergence decreases dramatically for dimensions $S \geq 2$. By contrast, we can estimate the points of impact with a super-consistent convergence rate, that is, faster than the parametric rate $n^{-1/2}$, and our estimation algorithm is applicable in practice any fixed S and large $p \gg n$.

The super-consistency result for our points of impact estimators is very beneficial in possible subsequent estimation problems. It allows, for instance, to estimate the unknown function g as if the points of impact were known. We demonstrate this for a purely nonparametric framework as well as for the practically relevant case of generalized linear models with linear predictors, that is, $g(X(\tau_1), \dots, X(\tau_S)) = g(\alpha + \sum_{r=1}^S \beta_r X(\tau_r))$ with known parametric link function g .

So far, the purely nonparametric framework is only considered by Ferraty et al. (2010). The case of a known g and linear predictor function $\alpha + \sum_{r=1}^S \beta_r X(\tau_r)$ is considered more extensively. The term impact point was coined by Lindquist and McKeague (2009) and McKeague and Sen (2010), where Lindquist and McKeague (2009) consider a logistic regression framework and McKeague and Sen (2010) consider a linear regression framework – both for the case of a single point of impact. A point of impact model, where $S = 1$ is assumed known, has also been studied in survival analysis for the Cox regression model (Zhang, 2012). Kneip et al. (2016) extend this consideration by allow for an unknown number $S \geq 0$ of points of impact and by adding a functional linear regression component. Liebl et al. (2019) propose an improved estimation algorithm for the latter work. Aneiros and Vieu (2014) consider a linear regression framework with multiple points of impact postulating the existence of some consistent estimation procedure. Berrendero et al. (2019) consider a linear regression framework and propose an reproducing kernel Hilbert space approach. Selecting sparse features from functional data X is also found useful for clustering. For instance, Floriello and Vitelli (2017) propose a method for sparse clustering of functional data. In a slightly different context, Park et al. (2016) focus on selecting predictive subdomains of the functional data. Related to this paper is also the work of Lindquist (2012) and Sobel and Lindquist (2014). Lindquist (2012) extends structural equation models to the functional data analysis setting and uses his methodology to select significantly impacting time-intervals in functional magnetic resonance imaging (fMRI) data. Sobel and Lindquist (2014) propose a mixed effects model which facilitates selecting significant impact regions in fMRI data by controlling for systematic measurement errors. Readers with a general interest in functional data analysis are referred to the textbooks of Ramsay and Silverman

(2005), Ferraty and Vieu (2006), Horváth and Kokoszka (2012), Hsing and Eubank (2015), and Kokoszka and Reimherr (2017).

The rest of this work is structured as follows. Section 2 considers the estimation of the points of impact τ_r and their number S . The subsequent estimation of the function g is discussed in Section 3. Section 3.3 proposes a practical data-driven implementation of our points of impact estimator. The simulation study and the real data application are contained in Sections 4 and 5. All proofs and additional simulation results can be found in the supplementary paper supporting this article (Poß et al., 2019). The R-package `fdapoi` and R-scripts for reproducing our main empirical results are available at the second author's GitHub account.

2 Estimating points of impact

The identification of points of impact constitutes a particular variable selection problem. Since in practice the functional predictor is observed over a densely discretized grid, one may tend to apply multivariate variable selection methods like Lasso or related procedures. The high correlation of the predictor at neighboring discretization points, however, violates the basic requirements of these multivariate variable selection procedures. In this section we present the theoretical framework for estimating the points of impact τ_1, \dots, τ_S without knowing or (pre-)estimating the possibly nonparametric function g in model (2).

Suppose we are given an i.i.d. sample of data (X_i, Y_i) , $i = 1, \dots, n$, where $X_i = \{X_i(t), t \in [a, b]\}$ is a stochastic process with $\mathbb{E}(\int_a^b X_i(t)^2 dt) < \infty$, $[a, b]$ is a compact subset of \mathbb{R} and Y_i is a real valued random variable. It is assumed that the relationship between Y_i and the functional predictor X_i can be modeled as

$$Y_i = g(X_i(\tau_1), \dots, X_i(\tau_S)) + \varepsilon_i, \quad (2)$$

in which the error term ε_i respects $\mathbb{E}(\varepsilon_i | X_i(t)) = 0$ for all $t \in [a, b]$. The number $0 \leq S < \infty$ and the points of impact τ_1, \dots, τ_S are unknown and have to be estimated from the data. The points of impact τ_1, \dots, τ_S indicate the locations at which the functional values $X_i(\tau_1), \dots, X_i(\tau_S)$ have a specific influence on Y_i . Without loss of generality, we consider

centered random functions X_i with $\mathbb{E}(X_i(t)) = 0$ for all $t \in [a, b]$.

Surprisingly, the unknown function g has to fulfill only some very mild regularity conditions and does not have to be estimated in order to estimate the points of impact τ_1, \dots, τ_S (see Theorem 2.1). Estimating points of impact, however, necessarily depends on the structure of X_i . Motivated by our application we consider stochastic processes with rough sample paths such as (fractional) Brownian motion, Ornstein-Uhlenbeck processes, Poisson processes, etc. These processes also have important applications in fields such as finance, chemometrics, econometrics, and the analysis of gene expression data (Lee and Ready, 1991; Levina et al., 2007; Dagsvik and Strøm, 2006; Rohlf et al., 2013). Common to these processes are covariance functions $\sigma(s, t) = \mathbb{E}(X_i(s)X_i(t))$ which are two times continuously differentiable for all points $s \neq t$, but not two times differentiable at the diagonal $s = t$. The following assumption on the covariance function of X_i describes a very large class of such stochastic processes and allows us to derive precise theoretical results:

Assumption 2.1. *For some open subset $\Omega \subset \mathbb{R}^3$ with $[a, b]^2 \times [0, b - a] \subset \Omega$, there exists a twice continuously differentiable function $\omega : \Omega \rightarrow \mathbb{R}$ as well as some $0 < \kappa < 2$ such that for all $s, t \in [a, b]$*

$$\sigma(s, t) = \omega(s, t, |s - t|^\kappa). \quad (3)$$

Moreover, $0 < \inf_{t \in [a, b]} c(t)$, where $c(t) := -\frac{\partial}{\partial z} \omega(t, t, z)|_{z=0}$.

The parameter κ quantifies the degree of smoothness of the covariance function σ at the diagonal. While a twice continuously differentiable covariance function will satisfy (3) with $\kappa = 2$, a very small value of κ will indicate a process with non-smooth sample paths.

Assumption 2.1 covers several important classes of stochastic processes. Recall, for instance, that the class of self-similar (not necessarily centered) processes $X_i = \{X_i(t) : t \geq 0\}$ has the property that $X_i(c_1 t) = c_1^H X_i(t)$ for any constant $c_1 > 0$ and some exponent $H > 0$. It is then well known that the covariance function of any such process X_i with stationary increments and $0 < \mathbb{E}(X_i(1)^2) < \infty$ satisfies

$$\sigma(s, t) = \omega(s, t, |s - t|^{2H}) = (s^{2H} + t^{2H} - |s - t|^{2H}) c_2$$

for some constant $0 < c_2$; see Theorem 1.2 in Embrechts and Maejima (2000). If $0 < H < 1$ such a process respects Assumption 2.1 with $\kappa = 2H$ and $c(t) = c_2$. A prominent example of a self-similar process is the fractional Brownian motion.

Another class of processes is given when $X_i = \{X_i(t) : t \geq 0\}$ is a second order process with stationary and independent increments. In this case it is easy to show that $\sigma(s, t) = \omega(s, t, |s - t|) = (s + t - |s - t|)c_3$ for some constant $c_3 > 0$. The Assumption 2.1 then holds with $\kappa = 1$ and $c(t) = c_3$. The latter conditions on X_i are, for instance, satisfied by second order Lévy processes which include important processes such as Poisson processes, compound Poisson processes, or jump-diffusion processes.

A third important class of processes satisfying Assumption 2.1 are those with a Matérn covariance function. For this class of processes the covariance function depends only on the distance between s and t through

$$\sigma(s, t) = \omega_\nu(s, t, |s - t|) = \frac{\pi\phi}{2^{\nu-1}\Gamma(\nu + 1/2)\alpha^{2\nu}}(\alpha|s - t|)^\nu K_\nu(\alpha|s - t|),$$

where K_ν is the modified Bessel function of the second kind, and ρ , ν and α are non-negative parameters of the covariance. It is known that this covariance function is $2m$ times differentiable if and only if $\nu > m$ (cf. Stein, 1999, Ch. 2.7, p. 32). Assumption 2.1 is then satisfied for $\nu < 1$. For the special case where $\nu = 0.5$ one may derive the long term covariance function of an Ornstein-Uhlenbeck process which is given as $\sigma(s, t) = \omega(s, t, |s - t|) = 0.5 \exp(-\theta|s - t|)\sigma_{OU}^2/\theta$, for some parameter $\theta > 0$ and $\sigma_{OU} > 0$. Assumption 2.1 is then covered with $\kappa = 1$ and $c(t) = 0.5 \sigma_{OU}^2$.

The remarkable result that identification and estimation of the points of impact τ_1, \dots, τ_S does neither require knowledge about the possibly nonparametric function g nor an estimate of g is based on the following theorem.

Theorem 2.1. *Let X_i be a Gaussian process. For any function $g(x_1, \dots, x_s)$ such that for all $r = 1, \dots, S$ the partial derivative $\partial g(x_1, \dots, x_s)/\partial x_r$ is continuous almost everywhere and $0 < |\mathbb{E}(\frac{\partial}{\partial x_r} g(X_i(\tau_1), \dots, X_i(\tau_S)))| < \infty$, we define $\vartheta_r = \mathbb{E}(\frac{\partial}{\partial x_r} g(X_i(\tau_1), \dots, X_i(\tau_S)))$. Then the equation $\mathbb{E}(X_i(s)Y_i) = \sum_{r=1}^S \vartheta_r \sigma(s, \tau_r)$ holds for all $s \in [a, b]$.*

Theorem 2.1 allows to decompose the cross-covariance $\mathbb{E}(X_i(s)Y_i)$ into coefficients ϑ_r , which depend on the unknown function g , and the covariance function σ , which only

depend on X_i . Our estimation strategy for the points of impact τ_r works for unknown ϑ_r with $0 < |\vartheta_r| < \infty$. The latter imposes only mild regularity assumption on g and is fulfilled, for instance, by any nonparametric single-index model, $g(X_i(\tau_1), \dots, X_i(\tau_S)) \equiv g(\eta_i)$ with $\eta_i = \alpha + \sum_{r=1}^S \beta_r X_i(\tau_r)$, where $0 < |\mathbb{E}(g'(\eta_i))| < \infty$. Of course, the class of possible functions g defined by Theorem 2.1 also contains much more complex cases than single-index models.

The intention of our estimator for the points of impact τ_r is to exploit the covariance structure of processes described by Assumption 2.1. Covariance functions $\sigma(s, t)$ satisfying this assumption are obviously not two times differentiable at the diagonal $s = t$, but two times differentiable for $s \neq t$. Under Assumption 2.1 and Theorem 2.1 the locations of the points of impact are uniquely identifiable from the cross-covariance $\mathbb{E}(X_i(s)Y_i)$. Let us make this more precise by defining

$$f_{XY}(s) := \mathbb{E}(X_i(s)Y_i) = \sum_{r=1}^S \vartheta_r \sigma(s, \tau_r).$$

Since $\sigma(s, t)$ is not two times differentiable at $s = t$, the cross-covariance $f_{XY}(s)$ will not be two times differentiable at $s = \tau_r$, for all $r = 1, \dots, S$, resulting in kink-like features at τ_r as depicted in the upper plot of Figure 2.

A natural strategy to estimate τ_r is to detect these kinks by considering the following modified central difference approximation of the second derivative of f at a point $s \in [a - \delta, b - \delta]$ for some $\delta > 0$:

$$f_{XY}(s) - \frac{1}{2}(f_{XY}(s + \delta) + f_{XY}(s - \delta)). \quad (4)$$

By defining the auxiliary process

$$Z_{\delta,i}(s) := X_i(s) - \frac{1}{2}(X_i(s - \delta) + X_i(s + \delta)) \quad \text{for } s \in [a + \delta, b - \delta],$$

we have the following equivalent moment expression for (4):

$$\mathbb{E}(Z_{\delta,i}(s)Y_i) = f_{XY}(s) - \frac{1}{2}(f_{XY}(s + \delta) + f_{XY}(s - \delta)). \quad (5)$$

At $s = \tau_r$, expression (5) will decline more slowly to zero as $\delta \rightarrow 0$ for $|s - \tau_r| \approx 0$ than for s with $|s - \tau_r| \gg \delta$. For suitable values of δ , the points of impact τ_r can then be

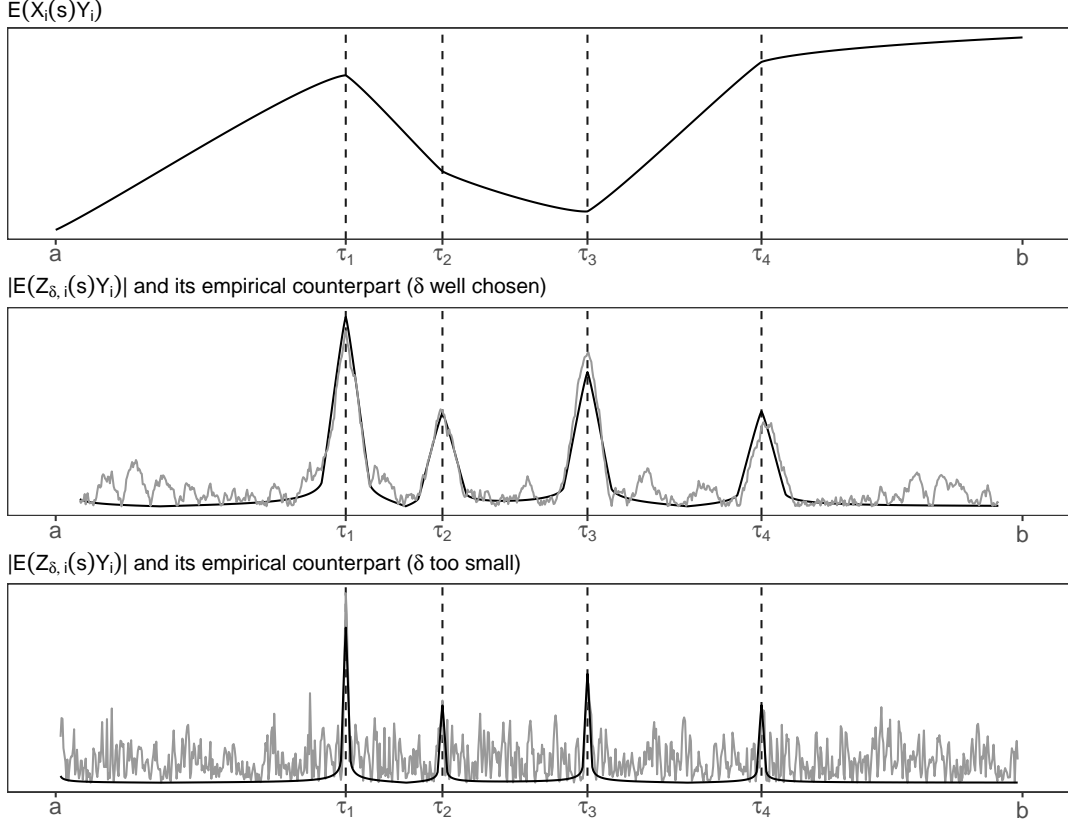


Figure 2: The upper panel shows $\mathbb{E}(X_i(s)Y_i)$ as a function of s with 4 kink-like features at the points of impact (dashed vertical lines). The two lower panels show $|\mathbb{E}(Z_{\delta,i}(s)Y_i)|$ (black line) and their empirical counterparts (gray line) for different values of δ .

estimated using the local extrema of the empirical counterpart of $|\mathbb{E}(Z_{\delta,i}(s)Y_i)|$ (see middle panel of Figure 2).

More precisely, Theorem 2.1 together with Proposition B.1 and Lemma B.4 in Appendix B of the supplementary paper Poß et al. (2019) imply that as $\delta \rightarrow 0$

$$\begin{aligned}
 |\mathbb{E}(Z_{\delta,i}(s)Y_i)| &\geq |\vartheta_r|c(\tau_r)\delta^\kappa(1-\epsilon) && \text{if } |s - \tau_r| \approx 0 \\
 |\mathbb{E}(Z_{\delta,i}(s)Y_i)| &= o(\delta^\kappa) && \text{if } \min_{r=1,\dots,S} |s - \tau_r| \gg \delta
 \end{aligned}$$

for some $\epsilon > 0$, where $c(\cdot)$ is as defined in Assumption 2.1.

Of course, $\mathbb{E}(Z_{\delta,i}(s)Y_i)$ is not known and we have to rely on $n^{-1} \sum_{i=1}^n Z_{\delta,i}(s)Y_i$ as its estimate. Under our setting we will have $\mathbb{V}(Z_{\delta,i}(s)Y_i) = O(\delta^\kappa)$, implying

$$\frac{1}{n} \sum_{i=1}^n Z_{\delta,i}(s)Y_i - \mathbb{E}(Z_{\delta,i}(s)Y_i) = O_P\left(\sqrt{\delta^\kappa/n}\right).$$

Consequently, the identification of points of impacts requires a sensible choice of δ . For too small δ -values (e.g., $\delta^\kappa \sim n^{-1}$) the estimation noise will overlay the signal; this situation is depicted in the bottom plot of Figure 2. For too large δ -values, however, it will not be possible to distinguish between neighboring points of impact.

Remark: *Even if the covariance function $\sigma(s, t)$ does not satisfy Assumption 2.1, the points of impact τ_r may still be estimated using the local extrema of $\mathbb{E}(Z_{\delta,i}(s)Y_i)$. Suppose, for instance, there exists a $m \geq 2$ times differentiable function $\tilde{\sigma} : \mathbb{R} \rightarrow \mathbb{R}$ such that $\sigma(s, t) = \tilde{\sigma}(|s - t|)$, where $\tilde{\sigma}(|s - t|)$ decays fast enough, as $|s - t|$ increases, such that $X_i(s)$ is essentially uncorrelated with $X_i(\tau_r)$ for $|\tau_r - s| \gg 0$. If $|\tilde{\sigma}''(0)| > |\tilde{\sigma}''(|s - t|)|$, for $s \neq t$, and $\min_{r \neq k} |\tau_r - \tau_k|$ is large enough, then all points of impact might be identified as local extrema of $\mathbb{E}(Z_{\delta,i}(s)Y_i)$.*

2.1 Estimation algorithm

In the following we consider the case where each X_i has been observed over p equidistant points $t_j = a + (j - 1)(b - a)/(p - 1)$, $j = 1, \dots, p$, where p may be much larger than n . Estimators for the points of impact τ_r are determined by sufficiently large local maxima of $|n^{-1} \sum_{i=1}^n Z_{\delta,i}(t_j)Y_i|$.

Algorithm 2.1. (Estimating points of impact)

1. **Calculate** $\hat{f}_{XY}(t_j) := \frac{1}{n} \sum_{i=1}^n X_i(t_j)Y_i$, for each $j = 1, \dots, p$
2. **Choose** $\delta > 0$ such that there exists some $k_\delta \in \mathbb{N}$ with $1 \leq k_\delta < (p - 1)/2$ and $\delta = k_\delta(b - a)/(p - 1)$.
3. **Calculate** $\hat{f}_{ZY}(t_j) := \hat{f}_{XY}(t_j) - \frac{1}{2}(\hat{f}_{XY}(t_j - \delta) + \hat{f}_{XY}(t_j + \delta))$, for all $j \in \mathcal{J}_\delta$, where $\mathcal{J}_\delta := \{k_\delta + 1, \dots, p - k_\delta\}$
4. **Repeat:**
 - Initiate** the repetition by setting $l = 1$.
 - Estimate** the l th point of impact candidate as $\hat{\tau}_l = \arg \max_{t_j: j \in \mathcal{J}_\delta} |\hat{f}_{ZY}(t_j)|$.
 - Update** \mathcal{J}_δ by eliminating all points in \mathcal{J}_δ in an interval of size $\sqrt{\delta}$ around $\hat{\tau}_l$.
Set $l = l + 1$.
 - End** repetition if $\mathcal{J}_\delta = \emptyset$.

The procedure will result in estimates $\widehat{\tau}_1, \widehat{\tau}_2, \dots, \widehat{\tau}_{M_\delta}$, where $M_\delta < \infty$ denotes the maximum number of repetitions. The estimator of S is

$$\widehat{S} = \min \left\{ l \in \mathbb{N}_0 : \left| \frac{\frac{1}{n} \sum_{i=1}^n Z_{\delta,i}(\widehat{\tau}_{l+1}) Y_i}{\left(\frac{1}{n} \sum_{i=1}^n Z_{\delta,i}(\widehat{\tau}_{l+1})^2 \right)^{1/2}} \right| < \lambda \right\} \quad \text{for some threshold } \lambda > 0.$$

A practical choice of the threshold λ is discussed below of Theorem 2.2.

2.2 Asymptotic results

In this section, we consider asymptotics as $n \rightarrow \infty$ with $p \equiv p_n \geq Ln^{1/\kappa}$ for some constant $\frac{b-a}{2} < L < \infty$. We introduce the following assumption:

Assumption 2.2.

a) X_1, \dots, X_n are i.i.d. random functions distributed according to X . The process X is Gaussian with covariance function $\sigma(s, t)$.

b) There exists a $0 < \sigma_{|y|} < \infty$ such that for each $m = 1, 2, \dots$ we have

$$E(|Y_i|^{2m}) \leq 2^{m-1} m! \sigma_{|y|}^{2m}.$$

The moment condition in b) is obviously fulfilled for bounded Y_i . For instance, in the functional logistic regression we have that $E(|Y_i|^m) \leq 1$ for all $m = 1, 2, \dots$. Condition b) also holds for any centered sub-Gaussian Y_i , where a centering of Y_i can always be achieved by substituting $g(X_i(\tau_1), \dots, X_i(\tau_S)) + \mathbb{E}(g(X_i(\tau_1), \dots, X_i(\tau_S)))$ for $g(X_i(\tau_1), \dots, X_i(\tau_S))$ in Model (2). If X_i satisfies condition a), then condition b) in particular holds if the errors ε_i are sub-Gaussian and g is differentiable with bounded partial derivatives.

The following result shows consistency of our estimators for the points of impact $\widehat{\tau}_r$ and the estimator \widehat{S} :

Theorem 2.2. *Under Assumptions 2.1, 2.2, and the assumptions of Theorem 2.1 let $\delta \equiv \delta_n \rightarrow 0$ as $n \rightarrow \infty$ such that $n\delta^\kappa / |\log \delta| \rightarrow \infty$ and $\delta^\kappa / n^{-\kappa+1} \rightarrow 0$. We then obtain that*

$$\max_{r=1, \dots, \widehat{S}} \min_{s=1, \dots, S} |\widehat{\tau}_r - \tau_s| = O_P(n^{-1/\kappa}). \quad (6)$$

Moreover, there exists a constant $0 < D < \infty$ such that when the Algorithm 2.1 is applied with threshold

$$\lambda \equiv \lambda_n = A \sqrt{\frac{\sigma_{|y|}^2}{n} \log \left(\frac{b-a}{\delta} \right)}, \quad A > D, \quad \text{and} \quad \delta^2 = O(n^{-1}), \quad \text{then}$$

$$P(\widehat{S} = S) \rightarrow 1 \quad \text{as} \quad n \rightarrow \infty. \quad (7)$$

Note that the rates of convergence in (6) are super-consistent, since $0 < \kappa < 2$. For instance, for Ornstein-Uhlenbeck processes or Brownian motions we have $\kappa = 1$, such that $\max_{r=1, \dots, \widehat{S}} \min_{s=1, \dots, S} |\widehat{\tau}_r - \tau_s| = O_P(n^{-1})$. Arbitrarily fast rates can be achieved for $\kappa \ll 1$.

A practical and asymptotically valid threshold specification which performed well in our simulation studies is given by $\lambda = A((\mathbb{E}(Y_i^4))^{1/2} \log((b-a)/\delta)/n)^{1/2}$, where $\mathbb{E}(Y_i^4)$ is estimated by $\widehat{\mathbb{E}}(Y_i^4) = n^{-1} \sum_{i=1}^n Y_i^4$ and $A = \sqrt{2\sqrt{3}}$. This value is motivated by an argument using the central limit theorem in the derivations of the threshold for Theorem 2.2. See the remark after the proof of Lemma B.3 in Appendix B for additional information.

The super-consistency result in Theorem 2.2 is very general and does not require knowledge of g or a pre-estimate of g ; only a set of mild and verifiably regularity assumptions on g is postulated. Therefore, we expect that the theorem will be found useful for deriving inferential results for a broad variety of different models g . In the following we demonstrate the usefulness of Theorem 2.2 and deriving inferential results for nonparametric and parametric generalized linear models g . Note that the related Corollary 1 in Ferraty et al. (2010) requires the simultaneous estimation of the nonparametric model function g and the points of impact. This approach results in substantially slower nonparametric convergence rates and limits the applicability of their result considerably.

3 Subsequent estimation of g

Given estimates of the points of impact τ_r and their number S , one is typically interested in the subsequent estimation and inference regarding the remaining model components. The following section considers the general nonparametric framework of (2). Section 3.2 considers the case of a generalized linear model framework, which is of particular practical relevance.

In the following we assume the existence of some consistent estimation procedure for the points of impact τ_r satisfying $P(\widehat{S} = S) \rightarrow 1$ and $\max_{r=1, \dots, \widehat{S}} |\widehat{\tau}_r - \tau_r| = O_P(n^{-1/\kappa})$, where we use matched labels in the sense that $\tau_r = \arg \min_{s=1, \dots, S} |\widehat{\tau}_r - \tau_s|$. These requirements are fulfilled by our estimation procedure described in Section 2.1, but may also be fulfilled for alternative procedures.

3.1 Nonparametric estimation

Estimating the nonparametric function g in (2) is a non-standard estimation problem, since the unknown points of impact τ_r of the predictor variables $X_i(\tau_r)$ need to be replaced by their estimates $\widehat{\tau}_r$. That is, for given estimates $\widehat{\tau}_1, \dots, \widehat{\tau}_S$ we may estimate the unknown regression function g by a simple Nadaraya-Watson type estimator

$$\widehat{g}_{\widehat{\tau}}(x_1, \dots, x_S) = \frac{\sum_{i=1}^n K\left(\frac{X_i(\widehat{\tau}_1) - x_1}{h_1}, \dots, \frac{X_i(\widehat{\tau}_S) - x_S}{h_S}\right) Y_i}{\sum_{i=1}^n K\left(\frac{X_i(\widehat{\tau}_1) - x_1}{h_1}, \dots, \frac{X_i(\widehat{\tau}_S) - x_S}{h_S}\right)},$$

where K denotes a standard nonnegative symmetric bounded second-order kernel function with $\int K(u) du = 1$, and where h_1, \dots, h_S are the bandwidth parameters.

For the following result we make use of our super-consistency result in Theorem 2.2. Note, however, that the rates of consistency for the point of impact estimators $\widehat{\tau}_r$ of Theorem 2.2 cannot be used directly to quantify the critical errors $|X_i(\widehat{\tau}_r) - X_i(\tau_r)|$, $r = 1, \dots, r$, since under Assumption 2.1 we cannot make use of Taylor-expansions of X_i . The latter makes the following theorem non-trivial and its result non-standard due to the additional error $\widehat{g}_{\widehat{\tau}}(x_1, \dots, x_S) - \widehat{g}_{\tau}(x_1, \dots, x_S) = O_p\left(\sum_{r=1}^S 1/(n^{\min\{1, 1/\kappa\}}(h_1 \dots h_S) h_r^2)\right)$ contained in (8).

Theorem 3.1. *Let $\widehat{S} = S$, $\max_{r=1, \dots, S} |\widehat{\tau}_r - \tau_r| = O_p(n^{-1/\kappa})$ and let X_i be Gaussian process satisfying Assumption 2.1. If the Kernel $K : \mathbb{R}^S \rightarrow \mathbb{R}$ is bounded and twice continuously differentiable with bounded derivatives and if the regression function g is bounded with a bounded derivative, we then have*

$$\widehat{g}_{\widehat{\tau}}(x_1, \dots, x_S) - g(x_1, \dots, x_S) = O_p\left(\sum_{r=1}^S h_r^2 + (nh_1 \dots h_S)^{-1/2} + \sum_{r=1}^S \frac{1}{n^{\min\{1, 1/\kappa\}}(h_1 \dots h_S) h_r^2}\right) \quad (8)$$

for $n \rightarrow \infty$, and $h_1, \dots, h_S \rightarrow 0$ with $n^{\min\{1, 1/\kappa\}}(h_1 \dots h_S)h_r^2 \rightarrow \infty$, for each $r = 1, \dots, S$.

If each bandwidth has the same order of magnitude and $0 < \kappa \leq 1$, the well-known optimal bandwidth choice $h_r \sim n^{-1/(S+4)}$, $r = 1, \dots, S$, can be used to simplify Theorem 3.1 as following.

Corollary 3.1. *Under the assumptions of Theorem 3.1, let $0 < \kappa \leq 1$, and $h_r \sim n^{-1/(S+4)}$, $r = 1, \dots, S$. Then*

$$\widehat{g}_{\widehat{\tau}}(x_1, \dots, x_S) - g(x_1, \dots, x_S) = O_p(n^{-2/(S+4)}).$$

That is, under the conditions of Corollary 3.1 we have the same optimal rates of convergence as in the case where the points of impact were known.

3.2 Parametric estimation

In this section it is assumed that the relationship between Y_i and the functional predictor X_i can be modeled using the framework of generalized linear models with known parametric function g ,

$$Y_i = g\left(\alpha + \sum_{r=1}^S \beta_r X_i(\tau_r)\right) + \varepsilon_i, \quad (9)$$

in which the i.i.d. error term ε_i respects $\mathbb{E}(\varepsilon_i | X_i(t)) = 0$ for all $t \in [a, b]$, and where $\mathbb{V}(\varepsilon_i | X_i(t), t \in [a, b]) = \sigma^2(g(\eta_i)) < \infty$ with strictly positive variance function $\sigma^2(\cdot)$ defined over the range of g . For simplicity the function g is assumed to be a known strictly monotone and smooth function with bounded first and second order derivatives and hence invertible (see, for instance, Müller and Stadtmüller, 2005, for similar assumptions). The constant α allows us to consider centered random functions X_i with $\mathbb{E}(X_i(t)) = 0$ for all $t \in [a, b]$. Note that, we do not assume that the conditional distribution of Y_i belongs to the exponential family of distributions. Denoting the linear predictor

$$\eta_i = \alpha + \sum_{r=1}^S \beta_r X_i(\tau_r) \quad (10)$$

allows us to write $\mathbb{E}(Y_i | X_i) = g(\eta_i)$ as well as $\mathbb{V}(Y_i | X_i) = \sigma^2(g(\eta_i)) < \infty$. Hence, this setup of model (9) belongs to the broad class of quasi-likelihood models which can be seen as a

generalization of a generalized linear model framework (cf. McCullagh and Nelder, 1989, Ch. 9).

Identifiability of the model parameters in (9) is not obvious due to the functional predictor $X_i(\cdot)$, which, in principle, allows for infinitely many alternative model candidates. The following Theorem 3.2 shows that any possible kind of model-misspecification in α , β_r , τ_r , $r = 1, \dots, S$, or S , will lead to a different model in the mean squared error sense implying identifiability of model (9).

Theorem 3.2. *Let $g(\cdot)$ be invertible and assume that X_i satisfies Assumption 2.1. Then for all $S^* \geq S$, all $\alpha^*, \beta_1^*, \dots, \beta_{S^*}^* \in \mathbb{R}$, and all $\tau_1, \dots, \tau_{S^*} \in (a, b)$ with $\tau_k \notin \{\tau_1, \dots, \tau_S\}$, $k = S + 1, \dots, S^*$, we obtain*

$$\mathbb{E} \left(\left(g\left(\alpha + \sum_{r=1}^S \beta_r X_i(\tau_r)\right) - g\left(\alpha^* + \sum_{r=1}^{S^*} \beta_r^* X_i(\tau_r)\right) \right)^2 \right) > 0, \quad (11)$$

whenever $|\alpha - \alpha^*| > 0$, or $\sup_{r=1, \dots, S} |\beta_r - \beta_r^*| > 0$, or $\sup_{r=S+1, \dots, S^*} |\beta_r^*| > 0$.

For the following, we assume existence of appropriate estimators $\hat{\tau}_r$ of τ_r , $r = 1, \dots, S$ and \hat{S} of S such as, for instance, our estimators described in Section 2. Indeed, under the assumptions of Theorem 2.2, the (super-)consistency results (6) and (7) for our estimators also apply to the case of (9), which is only a special case of our nonparametric model (2).

Estimation of $\beta_0 = (\alpha, \beta_1, \dots, \beta_S)^T$ is performed by quasi-maximum likelihood, but the consideration of the estimators $\hat{\tau}_r$ makes the derivations non-standard. Define $\mathbf{X}_i(\hat{\boldsymbol{\tau}}) = (1, X_i(\hat{\tau}_1), \dots, X_i(\hat{\tau}_S))^T$ and denote the j th, $1 \leq j \leq S + 1$, element of the latter vector as \hat{X}_{ij} . For $\boldsymbol{\beta} \in \mathbf{R}^{S+1}$ let $\hat{\eta}_i(\boldsymbol{\beta}) = \mathbf{X}_i(\hat{\boldsymbol{\tau}})^T \boldsymbol{\beta}$, $\hat{\boldsymbol{\mu}}_n(\boldsymbol{\beta}) = (g(\hat{\eta}_1(\boldsymbol{\beta})), \dots, g(\hat{\eta}_n(\boldsymbol{\beta})))^T$, $\hat{\mathbf{D}}_n(\boldsymbol{\beta})$ be the $n \times (S + 1)$ matrix with entries $g'(\hat{\eta}_i(\boldsymbol{\beta})) \hat{X}_{ij}$, and let $\hat{\mathbf{V}}_n(\boldsymbol{\beta})$ be a $n \times n$ diagonal matrix with elements $\sigma^2(g(\hat{\eta}_i(\boldsymbol{\beta})))$. Furthermore, denote the corresponding objects evaluated at the true points of impact τ_r by $\mathbf{X}_i(\boldsymbol{\tau})$, X_{ij} , $\eta_i(\boldsymbol{\beta})$, $\boldsymbol{\mu}_n(\boldsymbol{\beta})$, $\mathbf{D}_n(\boldsymbol{\beta})$, and $\mathbf{V}_n(\boldsymbol{\beta})$; this notational convention applies also to the below defined objects.

Our estimator $\hat{\boldsymbol{\beta}}$ for $\beta_0 = (\alpha, \beta_1, \dots, \beta_S)^T$ is defined as the solution of the $S + 1$ score equations $\hat{\mathbf{U}}_n(\hat{\boldsymbol{\beta}}) = 0$, where

$$\hat{\mathbf{U}}_n(\boldsymbol{\beta}) = \hat{\mathbf{D}}_n(\boldsymbol{\beta})^T \hat{\mathbf{V}}_n(\boldsymbol{\beta})^{-1} (\mathbf{Y}_n - \hat{\boldsymbol{\mu}}_n(\boldsymbol{\beta})). \quad (12)$$

Note that this are non-classical score equations evaluated at the estimates $\widehat{\tau}_r$ instead of τ_r .

In the following, it will be convenient to define

$$\mathbf{F}_n(\boldsymbol{\beta}) = \mathbf{D}_n(\boldsymbol{\beta})^T \mathbf{V}_n(\boldsymbol{\beta})^{-1} \mathbf{D}_n(\boldsymbol{\beta}) \quad \text{and} \quad \widehat{\mathbf{F}}_n(\boldsymbol{\beta}) = \widehat{\mathbf{D}}_n(\boldsymbol{\beta})^T \widehat{\mathbf{V}}_n(\boldsymbol{\beta})^{-1} \widehat{\mathbf{D}}_n(\boldsymbol{\beta}).$$

By definition it holds that $\mathbb{E}(n^{-1} \mathbf{F}_n(\boldsymbol{\beta})) = [\mathbb{E}(g'(\eta_i(\boldsymbol{\beta}))^2 / \sigma^2(g(\eta_i(\boldsymbol{\beta}))) X_{ik} X_{il})]_{k,l}$ with $k, l = 1, \dots, S + 1$. Let $\eta(\boldsymbol{\beta})$ and X_j be generic copies of $\eta_i(\boldsymbol{\beta})$ and of the j th component of \mathbf{X}_i , respectively. This allows us to write $\mathbb{E}(n^{-1} \mathbf{F}_n(\boldsymbol{\beta})) = \mathbb{E}(\mathbf{F}(\boldsymbol{\beta}))$ with $\mathbb{E}(\mathbf{F}(\boldsymbol{\beta})) = [\mathbb{E}(g'(\eta(\boldsymbol{\beta}))^2 / \sigma^2(g(\eta(\boldsymbol{\beta}))) X_k X_l)]_{k,l}$, where we point out that $\mathbb{E}(\mathbf{F}(\boldsymbol{\beta}))$ is for all $\boldsymbol{\beta} \in \mathbf{R}^{S+1}$ a symmetric and strictly positive definite matrix with inverse $\mathbb{E}(\mathbf{F}(\boldsymbol{\beta}))^{-1}$. Indeed, suppose $\mathbb{E}(\mathbf{F}(\boldsymbol{\beta}))$ is not strictly positive definite, one would then derive the contradiction $\mathbb{E}((\sum_{j=1}^{S+1} a_j X_j g'(\eta(\boldsymbol{\beta})) / \sigma(g(\eta(\boldsymbol{\beta}))))^2) = 0$ for nonzero constants a_1, \dots, a_{S+1} . A similar argument can be used to show that $\mathbb{E}(\widehat{\mathbf{F}}(\boldsymbol{\beta}))$ is strictly positive definite, where $\mathbb{E}(\widehat{\mathbf{F}}(\boldsymbol{\beta})) = [\mathbb{E}(g'(\widehat{\eta}(\boldsymbol{\beta}))^2 / \sigma^2(g(\widehat{\eta}(\boldsymbol{\beta}))) \widehat{X}_k \widehat{X}_l)]_{k,l}$.

In the rest of this section we assume $X_i(\cdot)$ to be i.i.d. Gaussian distributed with covariance $\sigma(s, t)$ satisfying Assumption 2.1. The following additional set of assumptions are used to derive more precise theoretical statements:

Assumption 3.1.

- a) *There exists a constant $0 < M_\epsilon < \infty$, such that $\mathbb{E}(\varepsilon_i^p | X_i(t)) \leq M_\epsilon$, for all $t \in [a, b]$ and for some even p with $p \geq \max\{2/\kappa + \epsilon, 4\}$ and some $\epsilon > 0$.*
- b) *The function g is monotone, invertible with two bounded derivatives $|g'(\cdot)| \leq c_g$, $|g''(\cdot)| \leq c_g$, for some constant $0 \leq c_g < \infty$.*
- c) *$h(\cdot) := g'(\cdot) / \sigma^2(g(\cdot))$ is a bounded function with two bounded derivatives.*

Condition a) states that some higher moments of ε_i exist. While the condition on $p \geq 4$ and p being even simplifies the proofs, the condition $p > 2/\kappa$ is a more crucial one and is used in the proof of Proposition C.2 in the supplementary Appendix C.2. Conditions 3.1 a) to c) hold, for example, in the important case of a functional logistic regression with points of impact, where g is the standard logistic function. Condition c) is satisfied, for

instance, in the special case of generalized linear models with natural link functions. For the latter case, we have $\sigma^2(g(x)) = g'(x)$ such that $h(x) = 1$.

Theorem 3.3. *Let $\widehat{S} = S$, $\max_{r=1,\dots,S} |\widehat{\tau}_r - \tau_r| = O_P(n^{-1/\kappa})$ and let X_i be a Gaussian process satisfying Assumption 2.1. Under Assumption 3.1 we then obtain*

$$\sqrt{n}(\widehat{\boldsymbol{\beta}} - \boldsymbol{\beta}_0) \xrightarrow{d} N(\mathbf{0}, (\mathbb{E}(\mathbf{F}(\boldsymbol{\beta}_0)))^{-1}). \quad (13)$$

This result is remarkable; our estimator based on $\widehat{\tau}_r$ enjoys the same asymptotic efficiency properties as if the true points of impact τ_r were known. It achieves the same asymptotic efficiency properties under classical multivariate setups (cf. McCullagh, 1983). In practice one might replace $\mathbb{E}(\mathbf{F}(\boldsymbol{\beta}_0))$ by its consistent estimator $n^{-1}\widehat{\mathbf{F}}_n(\widehat{\boldsymbol{\beta}})$ in order to derive approximate results. This is a direct consequence of (123) and (149) in the supplementary Appendix C.2.

3.3 Parametric estimation: Practical implementation

An implementation of our parametric estimation procedure comprises, first, the estimation of the points of impact τ_r and, second, the estimation of the parameters α and β_r . Estimating the points of impact τ_r relies on the choice of δ and a choice of the threshold parameter λ (see Section 2.1). Asymptotic specifications are given in Theorem 2.2; however, these determine the tuning parameters δ and λ only up to constants and are generally of a limited use in practice. In the following we propose an alternative fully data-driven model selection approach.

For a given δ , our estimation procedure leads to a set of potential point of impact candidates $\{\widehat{\tau}_1, \widehat{\tau}_2, \dots, \widehat{\tau}_{M_\delta}\}$ (see Section 2.1). Selecting final point of impact estimates from this set of candidates corresponds to a classical variable selection problem. In the case where the distribution of $Y_i|X_i$ belongs to the exponential family (as in the logistic regression) one may perform a best subset selection optimizing a standard model selection criterion such as the Bayesian Information Criterion (BIC),

$$\text{BIC}_{\mathcal{X}}(\delta) = -2 \log \mathcal{L}_{\mathcal{X}} + K_{\mathcal{X}} \log(n). \quad (14)$$

Here, $\log \mathcal{L}_{\mathcal{X}}$ is the log-likelihood of the model with intercept and predictor variables $\mathcal{X} \subseteq \{X_i(\widehat{\tau}_1), X_i(\widehat{\tau}_2), \dots, X_i(\widehat{\tau}_{M_\delta})\}$, where $K_{\mathcal{X}} = 1 + |\mathcal{X}|$ denotes the number of predictors. Minimizing $\text{BIC}_{\mathcal{X}}(\delta)$ over $0 < \delta < (b - a)/2$ leads to the final model choice.

In the case where only the first two moments $\mathbb{E}(Y_i|X_i) = g(\eta_i)$ and $\mathbb{V}(Y_i|X_i) = \sigma^2(g(\eta_i))$ are known, one may replace the deviance $-2 \log \mathcal{L}_{\mathcal{X}}$ by the expression for the quasi-deviance $-2Q_{\mathcal{X}} = -2 \sum_{i=1}^n \int_{y_i}^{g(\widehat{\eta}_{\mathcal{X},i})} (y_i - t)/(\sigma^2(t)) dt$, where $\widehat{\eta}_{\mathcal{X},i}$ is the linear predictor with intercept and predictor variables \mathcal{X} .

In order to calculate $\text{BIC}_{\mathcal{X}}(\delta)$, we need the estimates $\widehat{\boldsymbol{\beta}}$ solving the estimation equations $\widehat{\mathbf{U}}_n(\widehat{\boldsymbol{\beta}}) = 0$. In practice these equations are solved iteratively, for instance, by the usual Newton-Raphson method with Fisher-type scoring. That is, for an arbitrary initial value $\widehat{\boldsymbol{\beta}}_0$ sufficiently close to $\widehat{\boldsymbol{\beta}}$ one generates a sequence of estimates $\widehat{\boldsymbol{\beta}}_m$, with $m = 1, 2, \dots$,

$$\widehat{\boldsymbol{\beta}}_m = \widehat{\boldsymbol{\beta}}_{m-1} + (\widehat{\mathbf{F}}_n(\widehat{\boldsymbol{\beta}}_{m-1}))^{-1} \widehat{\mathbf{U}}_n(\widehat{\boldsymbol{\beta}}_{m-1}). \quad (15)$$

Iteration is executed until convergence and the final step of the procedure yields the estimate $\widehat{\boldsymbol{\beta}}$. Here, $\widehat{\mathbf{F}}_n(\boldsymbol{\beta})$ and $\widehat{\mathbf{U}}_n(\boldsymbol{\beta})$ replace $\mathbf{F}_n(\boldsymbol{\beta})$ and $\mathbf{U}_n(\boldsymbol{\beta})$ in the usual Fisher scoring algorithm, since the unknown τ_r are replaced by their estimates $\widehat{\tau}_r$. The latter is justified asymptotically by our results in Corollary C.1 and Proposition C.3 in Appendix C.2. The procedure is implemented in the accompanying R package `fdapoi`. In compliance with our theory we allow for a large family of generalized linear models.

4 Simulation

We investigate the finite sample performance of our estimators using Monte Carlo simulations. After simulating a trajectory X_i over p equidistant grid points t_j , $j = 1, \dots, p$, on $[a, b] = [0, 1]$, linear predictors of the form $\eta_i = \alpha + \sum_{r=1}^S \beta_r X_i(\tau_r)$ are constructed for some predetermined model parameters α , β_r , τ_r , and S , where a point of impact is implemented as the smallest observed grid point t_j closest to τ_r . The response Y_i is derived as a realization of a Bernoulli random variable with success probability $g(\eta_i) = \exp(\eta_i)/(1 + \exp(\eta_i))$, resulting in a logistic regression framework with points of impact. The simulation study is implemented in R (R Core Team, 2019), where we use the R-package `glmulti` (Calcagno,

2013) in order to implement the fully data-driven BIC-based best subset selection estimation procedure described in Section 3.3. The threshold estimator from Section 2.1 requires appropriate choices of $\delta = \delta_n$ and $\lambda = \lambda_n$. Theorem 2.2 suggests that a suitable choice of δ is given by $\delta = c_\delta n^{-1/2}$ for some constant $c_\delta > 0$. Our simulation results are based on $c_\delta = 1.5$; similar qualitative results were derived for a broader range of values c_δ . For the threshold λ we use $\lambda = A((\widehat{\mathbb{E}}(Y^4))^{1/2} \log((b-a)/\delta)/n)^{1/2}$, where $A = \sqrt{2\sqrt{3}}$ and $\widehat{\mathbb{E}}(Y^4) = n^{-1} \sum_{i=1}^n Y_i^4$, as motivated below of Theorem 2.2.

In what follows, we denote the BIC-based selection (see Section 3.3) of points of impact by POI and the threshold-based selection (Algorithm 2.1) by TRH. Estimated points of impact candidates are related to the true impact points by the following matching rule: In a first step the interval $[a, b]$ is partitioned into S subintervals of the form $I_j = [m_{j-1}, m_j)$, where $m_0 = a$, $m_S = b$ and $m_j = (\tau_j + \tau_{j+1})/2$ for $0 < j < S$. The candidate $\widehat{\tau}_l$ in interval I_j with the closest distance to τ_j is then taken as the estimate of τ_j .

The simulation results for our parametric estimation procedure (see Section 3.2) are based on 1000 Monte Carlo iterations for each constellation of $n \in \{100, 200, 500, 1000, 3000\}$ and $p \in \{100, 500, 1000\}$. The results for our nonparametric estimation procedure (see Section 3.1), are based on the same general setup, but consider the reduced set of sample sizes $n \in \{100, 200, 500\}$. Estimation errors for the parametric estimation procedure are illustrated by boxplots with error bars representing the 10% and 90% quantiles. The estimation errors for the nonparametric estimation procedure are quantified by the Mean Average Squared Error, $\text{MASE} = 1000^{-1} \sum_{r=1}^{1000} n^{-1} \sum_{i=1}^n (g(\eta_i) - \widehat{g}_{\widehat{\tau}}^r(X_i^r(\widehat{\tau}_1^r), \dots, X_i^r(\widehat{\tau}_S^r)))^2$, where the superscript r denotes the r th simulation run.

Five data generating processes (DGP) are considered (see Table 1) using the following three processes $X_i(t)$ covering a broad range of situations:

OUP ORNSTEIN-UHLENBECK PROCESS. A Gaussian process with covariance function

$$\sigma(s, t) = \sigma_u^2 / (2\theta) (\exp(-\theta|s - t|) - \exp(-\theta(s + t))).$$
 We choose $\theta = 5$ and $\sigma_u^2 = 3.5$.

GCM GAUSSIAN COVARIANCE MODEL. A Gaussian process with covariance function

$$\sigma(s, t) = \sigma(|s - t|) = \exp(-(|s - t|/d)^2).$$
 We choose $d = 1/10$.

EBM EXPONENTIAL BROWNIAN MOTION. A non Gaussian process with covariance func-

tion $\sigma(s, t) = \exp((s + t + |s - t|)/2) - 1$. It is defined by $X_i(t) = \exp(B_i(t))$, where $B_i(t)$ is a Brownian motion.

Table 1: Data generating processes considered in the simulations

Model		Points of impact					Parameters				
Label	Process	S	τ_1	τ_2	τ_3	τ_4	α	β_1	β_2	β_3	β_4
DGP 1	OUP	1*	1/2				1	4			
DGP 2	OUP	2	1/3	2/3				1	-6	5	
DGP 3	OUP	4	1/6	2/6	4/6	5/6	1	-6	6	-5	5
DGP 4	GCM	2	1/3	2/3				1	-6	5	
DGP 5	EBM	2	1/3	2/3				1	-6	5	

*Note: $S = 1$ is assumed known (only in DGP 1).

DGP 1-3 are increasingly complex, but satisfy our theoretical assumptions. The general setups of DGP 4 and DGP 5 are equivalent to DGP 2, but the processes X_i (GCM and EBM) violate our theoretical assumptions. The covariance function in DGP 4 is infinitely differentiable, even at the diagonal where $s = t$, contradicting Assumption 2.1, but fitting the remark underneath this Assumption. The process in DGP 4 contradicts the Gaussian Assumption 2.2.

DGP 1: ESTIMATION ERRORS FOR $n \in \{100, 200, 500, 1000, 3000\}$

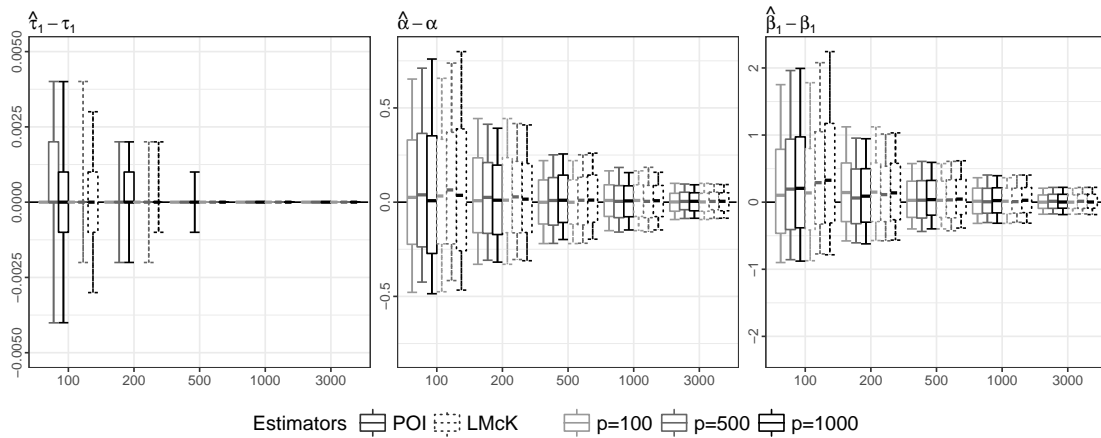


Figure 3: Comparison of the estimation errors from using our BIC-based method POI (solid lines) and the method of Lindquist and McKeague (2009) (dashed lines).

Evaluation of the parametric estimation procedure (Section 3.2) DGP 1 allows us to compare our data-driven BIC-based estimation procedure from Section 3.3 (denoted as POI) with the estimation procedure of Lindquist and McKeague (2009) (denoted as LMCK). Lindquist and McKeague (2009) consider situations where $S = 1$ is known and propose estimating the unknown parameters α, β_1 and τ_1 by simultaneously maximizing the likelihood over α, β_1 and the grid points t_j . Our estimation procedure does not require knowledge about S , but profits from a situation where $S = 1$ is known. Therefore, for reasons of comparability, we restrict the BIC-based model selection process to allow only for models containing at most one point of impact candidate. The simulation results are depicted in Figure 3 and are virtually identical for both methods and show a satisfying behavior of the estimates. It should be noted, however, that our estimator is computationally advantageous as it greatly thins out the number of possible point of impact candidates by allowing only the local maxima of $|n^{-1} \sum_{i=1}^n Z_{\delta,i}(s)Y_i|$ as possible point of impact candidates. Our practically less relevant threshold based estimation procedure leads to similar qualitative results. These results are, however, omitted in order to allow for a clear display in Figure 3. The performance of our threshold based procedure is reported in detail for the remaining simulation studies (DGP 2-5).

DGP 2 is more complex than DGP 1, also because $S = 2$ is considered unknown. Figure 4 compares the estimation errors from using our BIC-based POI estimator with those from our threshold-based estimator (denoted as TRH). For smaller sample sizes n , the POI estimator seems to be preferable to the TRH estimator. Although, estimating the locations of the points of impact τ_1 and τ_2 is quite accurate for both procedures, the number S is more often estimated correctly using the POI estimator (see upper right panel). This more precise estimation of S results in essentially unbiased estimates of the parameters α, β_1 , and β_2 . By contrast, the less precise estimation of S using the TRH estimator leads to clearly visible omitted variable biases in the estimates of the parameters α, β_1 , and β_2 . As the sample size increases, however, the accuracy of estimating \hat{S} improves for the TRH estimator such that both estimators show a similar performance.

DGP 3 with $S = 4$ unknown points of impact comprises an even more complex situation

DGP 2: ESTIMATION ERRORS FOR $n \in \{100, 200, 500, 1000, 3000\}$

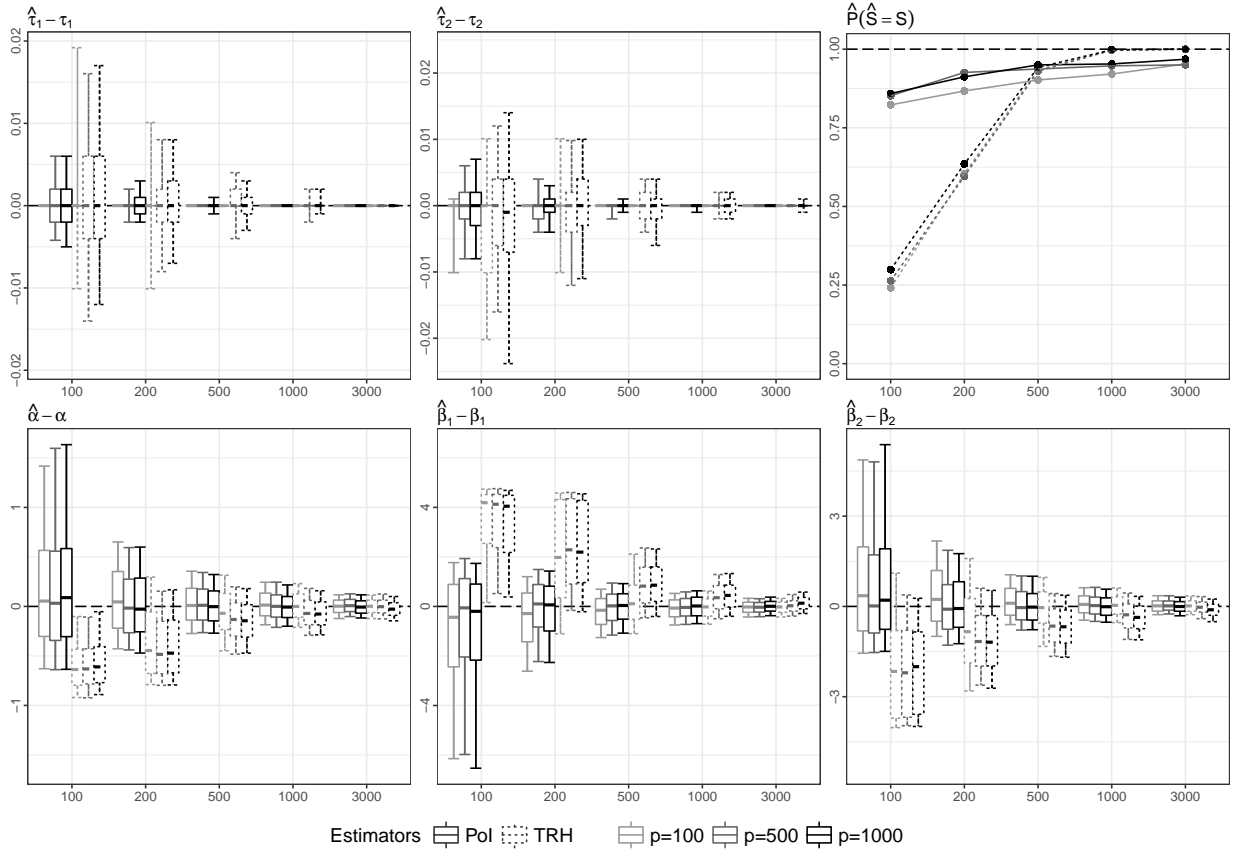


Figure 4: Comparison of the estimation errors from using our BIC-based method POI (solid lines) and our threshold-based method TRH (dashed lines).

than DGP 2. For reasons of space, Figure 7 is referred to Appendix A. It shows that the qualitative results from DGP 2 still hold. For large n , the POI and TRH estimators both lead to accurate estimates of the model parameters for all choices of p . As already observed in DGP 2, however, the TRH estimator leads to imprecise estimates of S for small n , which results in omitted variables biases in the estimates of the parameters α , β_1 , β_2 , β_3 , and β_4 . Because of the increased complexity of DGP 3, these biases are even more pronounced than in DGP 2. The reason for this is partly due to the construction of the TRH estimator, where we set the value of δ to $\delta = c_\delta n^{-1/2}$ with $c_\delta = 1.5$. Asymptotically, the choice of c_δ has a negligible effect, but may be inappropriate for small n , since the estimation procedure eliminates all points within a $\sqrt{\delta}$ -neighborhood around a chosen candidate $\hat{\tau}_r$ (see Section

2.1). For DGP 3, the choice of $c_\delta = 1.5$ results in a too large $\sqrt{\delta}$ -neighborhood, such that the estimation procedure also eliminates true point of impact locations for small n . By contrast, the POI estimator is able to avoid such adverse eliminations as the BIC criterion is also minimized over δ .

DGP 4: ESTIMATION ERRORS FOR $n \in \{100, 200, 500, 1000, 3000\}$

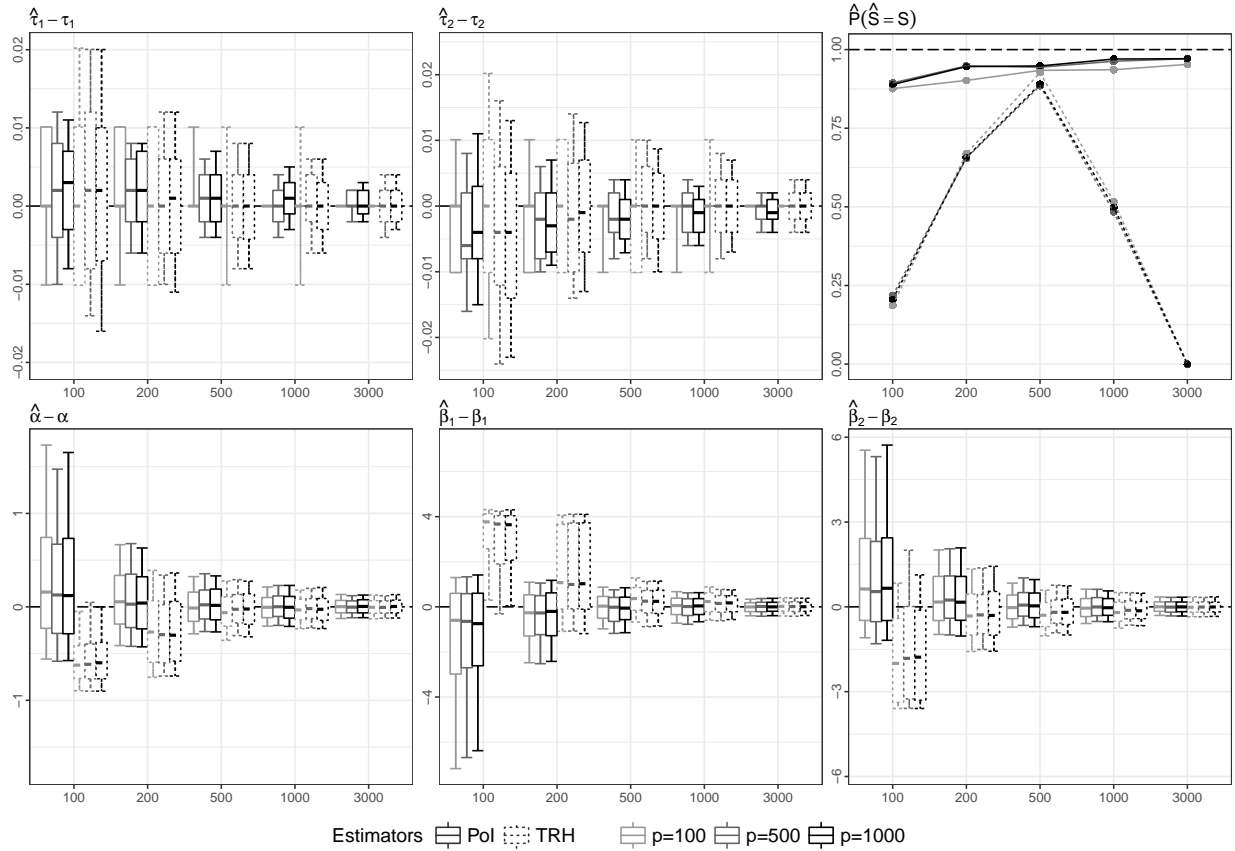


Figure 5: Comparison of the estimation errors from using our BIC-based method POI (solid lines) and our threshold-based method TRH (dashed lines).

DGP 4 takes up the general setup of DGP 2, but the functional data X_i are simulated using a Gaussian covariance model (GCM) which is characterized by an indefinite differentiable covariance function. This setting contradicts our basic Assumption 2.1, but fits its remark under this Assumption. From Figure 5 it can be concluded that even under the failure of Assumption 2.1, both estimation procedures are capable of consistently estimating the points of impact and the model parameters. The TRH estimator, however,

fails to estimate the number of points of impact S even for large n , since the λ -threshold is tailored for situations under Assumption 2.1. Here the TRH estimator is able to estimate the true points of impact, but additionally selects more and more redundant point of impact candidates as n becomes large. That is, the TRH estimator becomes more a screening than a selection procedure which can be problematic in practice. By contrast, the POI estimator is able to avoid such redundant selections of point of impact candidates, as the BIC criterion only selects points of impact candidates if they result in a sufficiently large improvement of the model fit.

DGP 5 also takes up the setup of DGP 2; however, the process X_i is simulated as an exponential Brownian Motion (EBM) violating Assumption 2.2, but still satisfying Assumption 2.1. Here we set the asymptotically negligible tuning parameter c_δ of the TRH estimator equal to 3. The evolution of the estimation errors can be seen in Figure 8 in Appendix A. The results are comparable with our previous simulations in DGP 2 and DGP 3, indicating that the estimation procedure is robust to at least some violations of Assumption 2.2.

Evaluation of the nonparametric estimation procedure (Section 3.1) Table 2 contains the simulation results for our nonparametric estimation procedure described in Section 3.1. We focus on the more challenging data generating processes, DGP2-5, with at least two points of impact and compare our nonparametric method with the Most-Predictive Design Points (MPDP) method of Ferraty et al. (2010). To the best of our knowledge, the MPDP method is the only comparable method in the literature. We tried hard to carry out the full simulation study for the MPDP method; however, Ferraty et al. (2010) use a brute-force minimization approach based on cross-validation considering 2^p grid point combinations, which makes the their method computationally extremely expensive.¹ For the MPDP method, we, therefore, we had to limit the number of Monte Carlo replications to 500, the number of grid points to $p \in \{100, 500\}$ and the sample sizes to $n \in \{100, 200\}$.

¹Due to the high computational costs, the simulation study in Ferraty et al. (2010) is based on only 50 Monte Carlo replications. In a readme-file, provided at Frederic Ferraty’s homepage, the authors report that one run with a dataset of $n = 149$ curves and $p = 700$ grid points lasts about 30 minutes.

The results in Table 2 show that the MASE decreases with increasing sample size n and that the effect of different numbers of grid points p is essentially negligible. The differences in the simulation results for the different data generating processes are generally equivalent to those discussed for the parametric estimation procedure. DGP 3 with its four points of impact is the most challenging case and, therefore, produces the largest estimation errors. The MPDP method of Ferraty et al. (2010) has throughout larger estimation errors than our nonparametric estimation results based on the TRH estimator (Algorithm 2.1).

Table 2: Mean Average Squared Errors (MASE) for the nonparametric estimator $\hat{g}_{\hat{\tau}}$

DGP	p	n	MASE		DGP	p	n	MASE	
			TRH	MPDP				TRH	MPDP
2	100	100	0.098	0.100	4	100	100	0.089	0.093
2	100	200	0.061	0.089	4	100	200	0.044	0.087
2	100	500	0.017		4	100	500	0.011	
2	500	100	0.097	0.098	4	500	100	0.085	0.096
2	500	200	0.064	0.092	4	500	200	0.045	0.087
2	500	500	0.023		4	500	500	0.010	
2	1000	100	0.094		4	1000	100	0.086	
2	1000	200	0.060		4	1000	200	0.045	
2	1000	500	0.022		4	1000	500	0.010	
3	100	100	0.155	0.175	5	100	100	0.096	0.102
3	100	200	0.105	0.156	5	100	200	0.089	0.097
3	100	500	0.058		5	100	500	0.069	
3	500	100	0.150	0.173	5	500	100	0.094	
3	500	200	0.102	0.161	5	500	200	0.090	0.099
3	500	500	0.060		5	500	500	0.069	0.084
3	1000	100	0.149		5	1000	100	0.092	
3	1000	200	0.100		5	1000	200	0.091	
3	1000	500	0.059		5	1000	500	0.066	

Resume: Both of our point of impact estimation procedures POI and TRH work well (and fast) in our simulations. The effect of increasing p is generally negligible for all considered sample sizes n . Estimates of τ_r are very accurate, especially if we keep in mind that the distance between two successive grid points is given by approximately $0.01(b - a)$, $0.002(b - a)$ and $0.001(b - a)$ for our choices of p . This high accuracy facilitates their

use in subsequent parametric as well as nonparametric estimations. In small samples and for violations of the model assumptions, there is a clear advantage when using the POI-estimator.

5 Points of impact in continuous emotional stimuli

Current psychological research on emotional experiences increasingly includes “continuous” emotional stimuli such as videos to induce emotional states as an attempt to increase ecological validity (Trautmann et al., 2009). Asking participants to evaluate those stimuli is most often done using an overall rating such as “How positive or negative did this video make you feel?”. Such global overall ratings are guided by the participant’s affective experiences while watching the video (Schubert, 1999; Mauss et al., 2005) which makes it crucial to identify the relevant parts of the stimulus impacting the overall rating in order to understand the emergence of emotional states and to make use of specific “impacting” parts of the stimuli.

Due to a lack of appropriate statistical methods, existing approaches use heuristics such as the “peak-and-end rule” in order to link the overall ratings with the continuous emotional stimuli. The peak-and-end rule states that people’s evaluations can be well predicted using just two characteristics: the moment of emotional peak intensity and the ending of the emotional stimuli (Fredrickson, 2000). Such a heuristic approach, however, is only of a limited practical use. The peak intensity moment and the ending are not necessarily good predictors. Furthermore, the peak intensity moment can vary strongly across participants, which prevents linking the overall rating to moments in the continuous emotional stimuli that are of a *common* relevance.

Our case study comprises data from $n = 67$ participants, who were asked to continuously report their emotional state (from very negative to very positive) while watching an documentary video (112 sec.) on the persecution of African albinos. The video does not contain emotionally arousing visual material, but the spoken words contain some emotionally arousing descriptions. A version of the video can be found online at YouTube.²

²Link to the video: <https://youtu.be/9F6UpuJIFaY>. The video clip used in the experiment corre-

The first six data points (< 1 sec.) are removed as they contain some obviously erratic components. Figure 1 shows the standardized emotion trajectories $X_i(t_j)$, where t_j are equidistant grid points within the unit-interval $0 = t_1 < \dots < t_p = 1$ with $p = 167$. After watching the video, the participants were asked to rate their final overall feeling. This overall rating was coded as a binary variable Y_i , where $Y_i = 0$ denotes “I feel negative” (48% of the participants) and $Y_i = 1$ denotes “I do not feel negative” (52% of the participants). The data were collected in May 2013. Participants were recruited through Amazon Mechanical Turk (www.mturk.com) and received 1USD for completing the ratings via the online survey platform SoSci Survey (www.soscisurvey.de). The study was approved by the local institutional review board (IRB, University of Colorado Boulder). The documentary video is taken from the Interdisciplinary Affective Science Laboratory Movie Set (Feldman Barrett, L., unpublished).

Table 3: Estimation results.

Regressor	POI		PER-1		PER-2	
	Coefficient	(S.E.)	Coefficient	(S.E.)	Coefficient	(S.E.)
$X(\hat{\tau}_1)$	-1.862***	(0.673)				
$X(\hat{\tau}_2)$	-1.271**	(0.521)				
$X(p^{\text{abs}})$			-0.396	(0.452)		
$X(p^{\text{pos}})$					-0.012	(0.463)
$X(p^{\text{neg}})$					0.434	(0.559)
$X(1)$			0.245	(0.287)	0.243	(0.289)
Constant	0.089	(0.265)	0.683	(0.720)	0.583	(0.690)
Log Likelihood	-41.053		-45.689		-45.671	
Akaike Inf. Crit.	88.106		97.377		99.343	
McFadden Pseudo-R ²	0.115		0.015		0.015	
Somers' D_{xy}	0.406		0.153		0.135	

Note: *pvalue < 0.1 ; **pvalue < 0.05 ; ***pvalue < 0.01

We compare our parametric estimation procedure, described in Section 3.2, with the BIC-based selection of points of impact with the performance of the following two logit regression models based on peak-and-end rule (PER) predictor variables:

PER-1 Logit regression with peak intensity predictor $X_i(p_i^{\text{abs}})$ and the end-feeling predictor $X_i(1)$, where $p_i^{\text{abs}} = \arg \max_t (|X_i(t)|)$

sponds approximately to the first 115 sec. of the video at YouTube.

PER-2 Logit regression with peak intensity predictors $X_i(p_i^{\text{pos}})$ and $X_i(p_i^{\text{neg}})$ and end-feeling predictor $X_i(1)$, where $p_i^{\text{pos}} = \arg \max_t(X_i(t))$ and $p_i^{\text{neg}} = \arg \min_t(X_i(t))$

Table 3 shows the estimated coefficients, standard errors, as well as summary statistics for each of the three models, where our estimation procedure is denoted by POI. In comparison to our POI estimator, both benchmark models (PER-1 and PER-2) have significantly lower model fits (McFadden Pseudo R^2) and significantly lower predictive abilities (Somers' D_{xy}), where $D_{xy} = 0$ means that a model is making random predictions and $D_{xy} = 1$ means that a model discriminates perfectly.

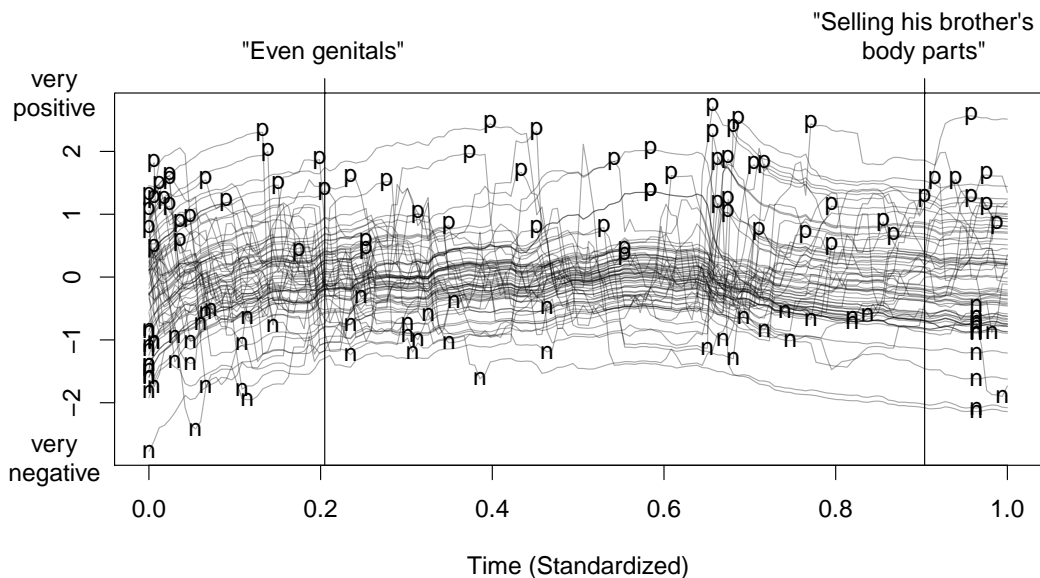


Figure 6: Visualization of the positive (p) and negative (n) peak intensity predictors $X_i(p_i^{\text{pos}})$ and $X_i(p_i^{\text{neg}})$ and the two impact points $\hat{\tau}_1$ and $\hat{\tau}_2$ (vertical lines).

Figure 6 shows the positive (p) and negative (n) peak intensity predictors $X_i(p_i^{\text{pos}})$ and $X_i(p_i^{\text{neg}})$ for all participants; the absolute intensity predictors $X_i(p_i^{\text{abs}})$ form a subset of these. It is striking that the peak intensity predictors are distributed across the total domain and therefore do not allow linking the overall ratings Y_i to specific common time points t in the continuous emotional stimuli. By contrast, the estimated points of impact $\hat{\tau}_1$ and $\hat{\tau}_2$ allow for such a link and point to two emotionally arousing text phrases spoken at those impact points: “even genitals” ($\hat{\tau}_1$) and “selling his brother’s body parts” ($\hat{\tau}_2$).

Supplementary materials. The supplementary paper Poß et al. (2019) contains additional simulation results and the proofs of our theoretical results. The R-package `fdapoi` and R-scripts for reproducing our main empirical results are available at the second author’s GitHub account.

Acknowledgments. The online rating tool for the data collection was kindly provided by Dominik Leiner (SoSci Survey, Germany).

Fundings. Data collection was funded by the National Institutes of Health Director’s Pioneer Award (DP1OD003312) to Lisa Feldman Barrett, and the National Institute on Drug Abuse grant (R01DA035484) to Tor D. Wager. The development of the Interdisciplinary Affective Science Laboratory (IASLab) Movie Set was supported by a funds from the U.S. Army Research Institute for the Behavioral and Social Sciences (W5J9CQ-11-C-0046) to Lisa Feldman Barrett and Tor D. Wager. The views, opinions, and/or findings contained in this paper are those of the authors and shall not be construed as an official U.S. Department of the Army position, policy, or decision, unless so designated by other documents.

References

- Aneiros, G. and P. Vieu (2014). Variable selection in infinite-dimensional problems. *Statistics & Probability Letters* 94, 12–20.
- Berrendero, J. R., B. Bueno-Larraz, and A. Cuevas (2019). An RKHS model for variable selection in functional linear regression. *Journal of Multivariate Analysis* 170, 25–45.
- Calcagno, V. (2013). *glmulti: Model selection and multimodel inference made easy*. R package version 1.0.7.
- Dagsvik, J. K. and S. Strøm (2006). Sectoral labour supply, choice restrictions and functional form. *Journal of Applied Econometrics* 21(6), 803–826.
- Embrechts, P. and M. Maejima (2000). An introduction to the theory of self-similar stochastic processes. *International Journal of Modern Physics B* 14(12n13), 1399–1420.

- Ferraty, F., P. Hall, and P. Vieu (2010). Most-predictive design points for functional data predictors. *Biometrika* 97(4), 807–824.
- Ferraty, F. and P. Vieu (2006). *Nonparametric Functional Data Analysis: Theory and Practice* (1. ed.). Springer Series in Statistics. Springer.
- Floriello, D. and V. Vitelli (2017). Sparse clustering of functional data. *Journal of Multivariate Analysis* 154, 1–18.
- Fredrickson, B. L. (2000). Extracting meaning from past affective experiences: The importance of peaks, ends, and specific emotions. *Cognition & Emotion* 14(4), 577–606.
- Horváth, L. and P. Kokoszka (2012). *Inference for Functional Data with Applications*, Volume 200. Springer.
- Hsing, T. and R. Eubank (2015). *Theoretical Foundations of Functional Data Analysis, with an Introduction to Linear Operators*. John Wiley & Sons.
- Kneip, A., D. Poß, and P. Sarda (2016). Functional linear regression with points of impact. *The Annals of Statistics* 44(1), 1–30.
- Kokoszka, P. and M. Reimherr (2017). *Introduction to Functional Data Analysis* (1. ed.). Texts in Statistical Science. Chapman & Hall/CRC.
- Lee, C. and M. J. Ready (1991). Inferring trade direction from intraday data. *The Journal of Finance* 46(2), 733–746.
- Levina, E., A. Wagaman, A. Callender, G. Mandair, and M. Morris (2007). Estimating the number of pure chemical components in a mixture by maximum likelihood. *Journal of Chemometrics* 21(1-2), 24–34.
- Liebl, D., S. Rameseder, and C. Rust (2019). Improving estimation in functional linear regression with points of impact: Insights into google adwords. *arXiv preprint arXiv:1709.02166*.
- Lindquist, M. A. (2012). Functional causal mediation analysis with an application to brain connectivity. *Journal of the American Statistical Association* 107(500), 1297–1309.
- Lindquist, M. A. and I. W. McKeague (2009). Logistic regression with brownian-like predictors. *Journal of the American Statistical Association* 104(488), 1575–1585.

- Mauss, I. B., R. W. Levenson, L. McCarter, F. H. Wilhelm, and J. J. Gross (2005). The tie that binds? coherence among emotion experience, behavior, and physiology. *Emotion* 5(2), 175.
- McCullagh, P. (1983). Quasi-likelihood functions. *The Annals of Statistics* 11(1), 59–67.
- McCullagh, P. and J. Nelder (1989). *Generalized Linear Models* (2 ed.). Monographs on Statistics & Applied Probability (37). Chapman and Hall/CRC.
- McKeague, I. W. and B. Sen (2010). Fractals with point impact in functional linear regression. *The Annals of Statistics* 38(4), 2559–2586.
- Müller, H.-G. and U. Stadtmüller (2005). Generalized functional linear models. *The Annals of Statistics* 33(2), 774–805.
- Park, A. Y., J. A. Aston, and F. Ferraty (2016). Stable and predictive functional domain selection with application to brain images. *arXiv preprint arXiv:1606.02186*.
- Poß, D., D. Liebl, H. Eisenbarth, T. D. Wager, and L. Feldman Barrett (2019). Supplement to “super-consistent estimation of points of impact in nonparametric regression with functional predictors”.
- R Core Team (2019). *R: A language and environment for statistical computing*. Vienna, Austria: R Foundation for Statistical Computing.
- Ramsay, J. O. and B. W. Silverman (2005). *Functional Data Analysis* (2. ed.). Springer Series in Statistics. Springer.
- Rohlf, R. V., P. Harrigan, and R. Nielsen (2013). Modeling gene expression evolution with an extended ornstein-uhlenbeck process accounting for within-species variation. *Molecular Biology and Evolution* 31(1), 201–211.
- Schubert, E. (1999). Measuring emotion continuously: Validity and reliability of the two-dimensional emotion-space. *Australian Journal of Psychology* 51(3), 154–165.
- Sobel, M. E. and M. A. Lindquist (2014). Causal inference for fmri time series data with systematic errors of measurement in a balanced on/off study of social evaluative threat. *Journal of the American Statistical Association* 109(507), 967–976.
- Stein, M. (1999). *Interpolation of Spatial Data: Some Theory for Kriging*. Springer Series in Statistics. Springer.

Trautmann, S. A., T. Fehr, and M. Herrmann (2009). Emotions in motion: Dynamic compared to static facial expressions of disgust and happiness reveal more widespread emotion-specific activations. *Brain Research* 1284, 100–115.

Zhang, Y. (2012). *Sparse selection in Cox models with functional predictors*. Ph. D. thesis.

Supplement to “Super-Consistent Estimation of Points of Impact in Nonparametric Regression with Functional Predictors”

Dominik Poß

Department of Statistics, University of Bonn

Dominik Liebl

Department of Statistics, University of Bonn

Alois Kneip

Department of Statistics, University of Bonn

Hedwig Eisenbarth

School of Psychology, Victoria University of Wellington

Tor D. Wager

Department of Psychology and Neuroscience and Institute of Cognitive Science,
University of Colorado Boulder

and

Lisa Feldman Barrett

Department of Psychology, Northeastern University, Boston;

Department of Psychiatry, Massachusetts General

Hospital/Harvard Medical School;

Athinoula A. Martinos Center for Biomedical Imaging, Massachusetts

General Hospital, Charlestown, Massachusetts

A Additional simulation results

This appendix contains the additional simulation results discussed in Section 4 of the main paper. Figure 7 depicts the results for DGP 3 and Figure 8 illustrates the results for DGP 5.

DGP 3: ESTIMATION ERRORS FOR $n \in \{100, 200, 500, 1000, 3000\}$

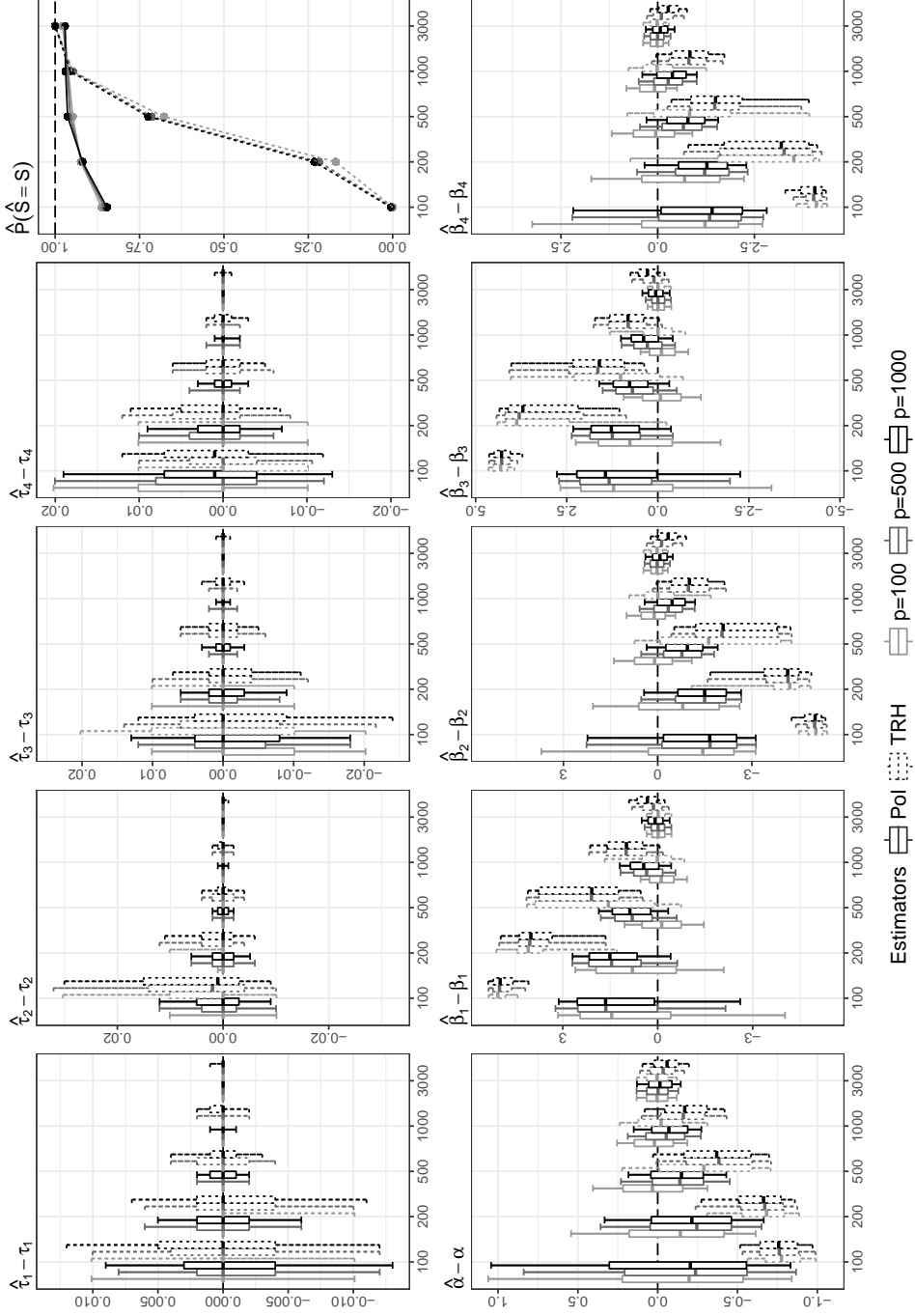


Figure 7: Comparison of the estimation errors from using our BIC-based method POI (solid lines) and our threshold-based method TRH (dashed lines).

DGP 5: ESTIMATION ERRORS FOR $n \in \{100, 200, 500, 1000, 3000\}$

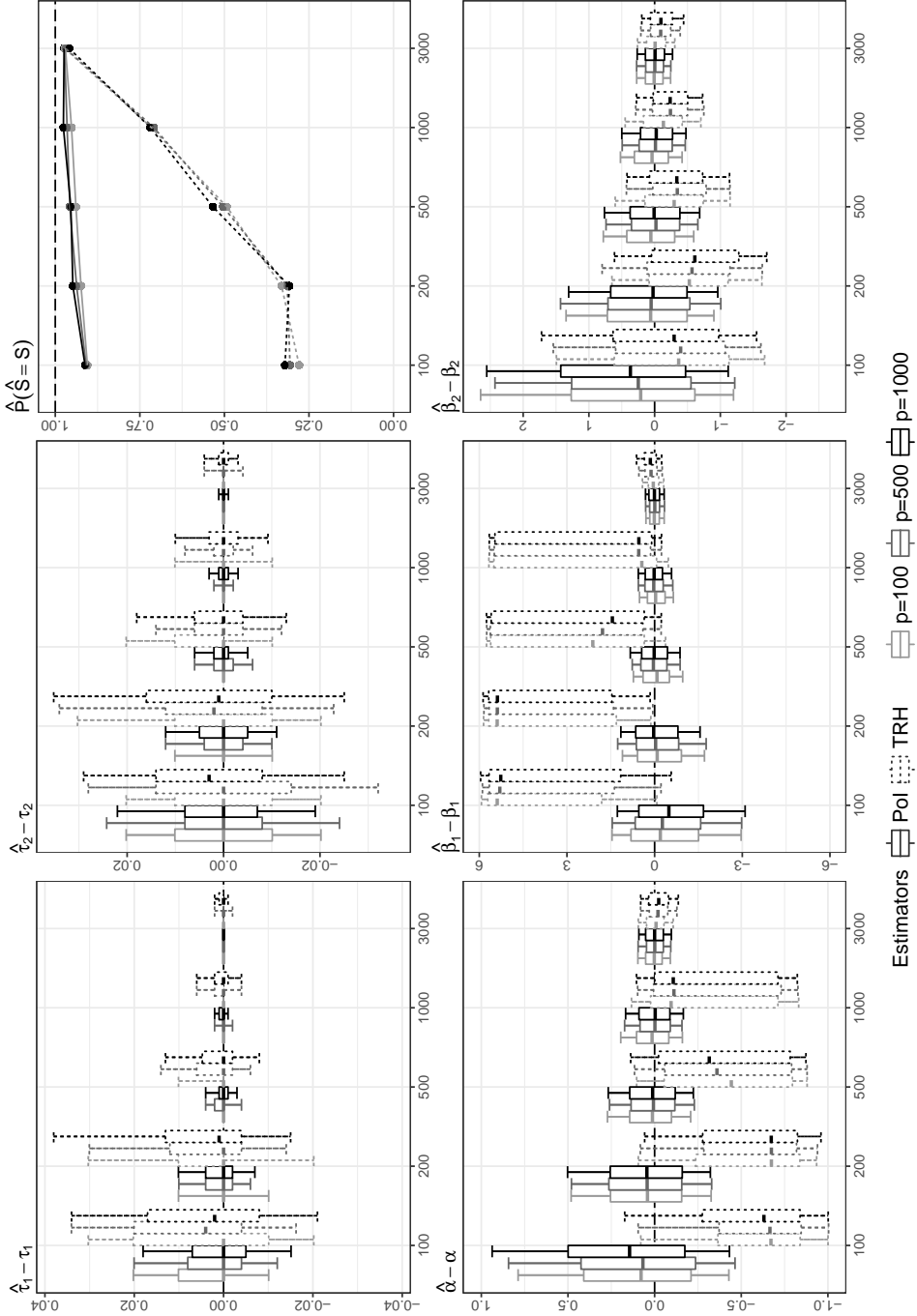


Figure 8: Comparison of the estimation errors from using our BIC-based method POI (solid lines) and our threshold-based method TRH (dashed lines).

B Estimating points of impact

Parts of the proofs of Proposition B.1, Lemmas B.2-B.4, Theorem 2.2 and Lemma C.1 follow similar arguments as in Kneip et al. (2016). However, we emphasize that we consider a fundamentally different, more challenging nonparametric statistical model, which requires additional new theoretical arguments. Furthermore, we correct some minor mistakes occurring in Kneip et al. (2016); especially the arguments around Equation (64) of Theorem 2.2 correct the arguments around Equation (C.36) in Appendix C of the supplementary paper Kneip et al. (2016).

Proof of Theorem 2.1. Since X_i is a Gaussian process satisfying $\mathbb{E}(X_i(s)) = 0$ for all $s \in [a, b]$, $\mathbf{X}_{s,i} = (X_i(s), X_i(\tau_1), \dots, X_i(\tau_S))^T$ follows for all $s \in [a, b]$ a multivariate normal distribution with mean zero and covariance matrix $\Sigma_s = \mathbb{E}(\mathbf{X}_{s,i} \mathbf{X}_{s,i}^T)$.

Let $\mathbf{Z}_{s,i}$ be an $(S+1)$ -dimensional standard normal distributed random vector, then $\mathbf{X}_{s,i} = \Sigma_s^{1/2} \mathbf{Z}_{s,i}$. Furthermore, define $\tilde{g}(\mathbf{X}_{s,i}) = g(X_i(\tau_1), \dots, X_i(\tau_S))$ for all $s \in [a, b]$. It then follows from the proof of Lemma 1 in Liu (1994) that

$$\begin{aligned} \mathbb{E}(\mathbf{X}_{s,i} g(X_i(\tau_1), \dots, X_i(\tau_S))) &= \mathbb{E}(\mathbf{X}_{s,i} \tilde{g}(\mathbf{X}_{s,i})) = \\ &= \Sigma_s \mathbb{E} \left(\left(0, \frac{\partial}{\partial x_1} g(X_i(\tau_1), \dots, X_i(\tau_S)), \dots, \frac{\partial}{\partial x_S} g(X_i(\tau_1), \dots, X_i(\tau_S)) \right) \right)^T. \end{aligned}$$

Specifically,

$$\mathbb{E}(X_i(s)Y_i) = \mathbb{E}(X_i(s)g(X_i(\tau_1), \dots, X_i(\tau_S))) = \sum_{r=1}^S \sigma(s, \tau_r) \mathbb{E} \left(\frac{\partial}{\partial x_r} g(X_i(\tau_1), \dots, X_i(\tau_S)) \right).$$

Setting $\vartheta_r = \mathbb{E}(\frac{\partial}{\partial x_r} g(X_i(\tau_1), \dots, X_i(\tau_S)))$ completes the proof. \square

Proposition B.1. *Under Assumption 2.1 we have for all $t \in (a, b)$, and any sufficiently small $\delta > 0$ for some constants $M_1 < \infty$ and $M_2 < \infty$:*

$$\mathbb{E}(Z_{\delta,i}(t)X_i(t)) = \delta^\kappa c(t) + R_{1;\delta,t}, \quad \text{with} \quad \sup_{t \in [a+\delta, b-\delta]} |R_{1;\delta,t}| \leq M_1 \delta^{\min\{2\kappa, 2\}}, \quad (16)$$

$$\mathbb{E}(Z_{\delta,i}(t)^2) = \delta^\kappa \left(2c(t) - \frac{2^\kappa}{2} c(t) \right) + R_{2;\delta,t}, \quad \text{with} \quad \sup_{t \in [a+\delta, b-\delta]} |R_{2;\delta,t}| < M_2 \delta^{\min\{2\kappa, 2\}}. \quad (17)$$

Moreover, for any $0 < c < \infty$ we have for any sufficiently small $\delta > 0$ and all $u \in [-c, c]$:

$$\begin{aligned} \mathbb{E}(Z_{\delta,i}(t + u\delta)X_i(t)) &= \mathbb{E}(Z_{\delta,i}(t)X_i(t)) \\ &\quad - c(t)\delta^\kappa \left(|u|^\kappa - \frac{1}{2}(|u+1|^\kappa - 1) - \frac{1}{2}(|u-1|^\kappa - 1) \right) + R_{3;c,u,\delta,t} \end{aligned} \quad (18)$$

$$= -c(t)\delta^\kappa \left(|u|^\kappa - \frac{1}{2}|u+1|^\kappa - \frac{1}{2}|u-1|^\kappa \right) + R_{4;c,u,\delta,t}, \quad (19)$$

where for some constants $M_{3,c} < \infty$ and $M_{4,c} < \infty$

$$\sup_{t \in [a+\delta, b-\delta]} R_{3;c,u,\delta,t} \leq M_{3,c} (|u|^{1/2} \delta)^{\min\{2\kappa, 2\}}, \quad \sup_{t \in [a+\delta, b-\delta]} R_{4;c,u,\delta,t} \leq M_{4,c} \delta^{\min\{2\kappa, 2\}}$$

hold for all $u \in [-c, c]$.

Finally, for all $s \in [a, b]$ with $|t - s| \geq \delta$ we have for some constant $M_5 < \infty$

$$|\mathbb{E}(Z_{\delta,i}(t)X_i(s))| = \begin{cases} M_5 \frac{\delta^2}{|t-s|^{2-\kappa}} & \text{if } \kappa \neq 1 \\ M_5 \delta^2 & \text{if } \kappa = 1. \end{cases} \quad (20)$$

Proof of Proposition B.1. Assumption 2.1 implies that the absolute values of all first and second order partial derivatives of $\omega(t, s, z)$ are uniformly bounded by some constant $M < \infty$ for all (t, s, z) in the compact subset $[a, b]^2 \times [0, b - a]$ of Ω .

By definition of $Z_{\delta,i}$ it thus follows from a Taylor expansion of ω that for $t \in (a, b)$, any sufficiently small $\delta > 0$ and some constant $M_1 < \infty$

$$\begin{aligned} \mathbb{E}(Z_{\delta,i}(t)X_i(t)) &= \sigma(t, t) - \frac{1}{2}\sigma(t - \delta, t) - \frac{1}{2}\sigma(t + \delta, t) \\ &= \omega(t, t, 0) - \frac{1}{2}\omega(t - \delta, t, \delta^\kappa) - \frac{1}{2}\omega(t + \delta, t, \delta^\kappa) \\ &= \delta^\kappa c(t) + R_{1;\delta,t}, \quad \text{with } \sup_{t \in [a+\delta, b-\delta]} |R_{1;\delta,t}| \leq M_1 \delta^{\min\{2\kappa, 2\}}, \end{aligned} \quad (21)$$

which proves assertion (16). For $\mathbb{E}(Z_{\delta,i}(t)^2)$, i.e. the variance of $Z_{\delta,i}(t)$, we obtain by similar arguments

$$\begin{aligned} \text{var}(Z_{\delta,i}(t)) &= 2\omega(t, t, 0) - \omega(t, t - \delta, \delta^\kappa) - \omega(t, t + \delta, \delta^\kappa) - \frac{1}{2}(\omega(t, t, 0) - \omega(t + \delta, t - \delta, (2\delta)^\kappa)) \\ &\quad - \frac{1}{4}(2\omega(t, t, 0) - \omega(t - \delta, t - \delta, 0) - \omega(t + \delta, t + \delta, 0)) \\ &= \delta^\kappa \left(2c(t) - \frac{2^\kappa}{2} c(t) \right) + R_{2;\delta,t}, \quad \text{with } \sup_{t \in [a+\delta, b-\delta]} |R_{2;\delta,t}| < M_2 \delta^{\min\{2\kappa, 2\}} \end{aligned} \quad (22)$$

for some constant $M_2 < \infty$, i.e. assertion (17).

Assertion (18) and (19) follow again from Taylor expansions of ω , i.e. we have for any $0 < c < \infty$ and any sufficiently small $\delta > 0$ and all $u \in [-c, c]$

$$\begin{aligned} \mathbb{E}(Z(t + u\delta)X(t)) &= \sigma(t + u\delta, t) - \frac{1}{2}\sigma(t + (u - 1)\delta, t) - \frac{1}{2}\sigma(t + (u + 1)\delta, t) \\ &= \omega(t, t, 0) - \frac{1}{2}\omega(t - \delta, t, \delta^\kappa) - \frac{1}{2}\omega(t + \delta, t, \delta^\kappa) \\ &\quad - c(t)\delta^\kappa \left(|u|^\kappa - \frac{1}{2}(|u - 1|^\kappa - 1) - \frac{1}{2}(|u + 1|^\kappa - 1) \right) + R_{3;c,u;\delta,t} \end{aligned} \quad (23)$$

$$= -c(t)\delta^\kappa \left(|u|^\kappa - \frac{1}{2}(|u - 1|^\kappa) - \frac{1}{2}(|u + 1|^\kappa) \right) + R_{4;c,u;\delta,t} \quad (24)$$

where for some constants $M_{3,c} < \infty$ and $M_{4,c} < \infty$

$$\sup_{t \in [a+\delta, b-\delta]} R_{3;c,u,\delta,t} \leq M_{3,c} (|u|^{1/2} \delta)^{\min\{2\kappa, 2\}}, \quad \sup_{t \in [a+\delta, b-\delta]} R_{4;c,u,\delta,t} \leq M_{4,c} \delta^{\min\{2\kappa, 2\}}$$

hold for all $u \in [-c, c]$. Assertion (18) now follows immediately from (23) together with the expression of $\mathbb{E}(Z_{\delta,i}(t)X_i(t))$ in terms of ω , while assertion (19) corresponds to (24).

In order to proof Assertion (20), let $s \in [a, b]$ with $|t-s| \geq \delta$. Another Taylor expansion yields:

$$\begin{aligned} \mathbb{E}(Z_{\delta,i}(t)X_i(s)) &= \omega(t, s, |t-s|^\kappa) - \frac{1}{2}\omega(t-\delta, s, |t-s-\delta|^\kappa) - \frac{1}{2}\omega(t+\delta, s, |t-s+\delta|^\kappa) \\ &= -\frac{1}{2}(\omega_3(t, s, |t-s|^\kappa)(|t-s+\delta|^\kappa + |t-s-\delta|^\kappa - 2|t-s|^\kappa)) + R_{5;\delta,t} \end{aligned} \quad (25)$$

where for some constant $M_{5,1} < \infty$ we have

$$|R_{5;\delta,t}| \leq M_{5,1}((\delta^2 + (|t-s+\delta|^\kappa - |t-s|^\kappa)^2) + (\delta^2 + (|t-s-\delta|^\kappa - |t-s|^\kappa)^2)),$$

and $\omega_3(x, y, z)$ denotes the partial derivative of $\omega(x, y, z)$ with respect to its third argument.

For $\kappa = 1$ we then have for $|t-s| \geq \delta$, $||t-s+\delta| - |t-s|| = \delta$, $||t-s-\delta| - |t-s|| = \delta$ as well as $|t-s+\delta| + |t-s-\delta| - 2|t-s| = 0$, which leads together with (25) to

$$|\mathbb{E}(Z_{\delta,i}(t)X_i(s))| \leq M_{5,2}\delta^2 \quad (26)$$

for some constant $M_{5,2} < \infty$.

For $\kappa \neq 1$, define $v := t-s$ to shorten the notation and suppose $v \geq \delta > 0$ (i.e. suppose $t > s$, the case for which $s > t$ follows from similar arguments as below).

$$|t-s+\delta|^\kappa + |t-s-\delta|^\kappa - 2|t-s|^\kappa = |v+\delta|^\kappa + |v-\delta|^\kappa - 2v^\kappa = \underbrace{(v+\delta)^\kappa + (v-\delta)^\kappa - 2v^\kappa}_{=: f(\delta)}.$$

Suppose $v \geq 2\delta$. It follows from a Taylor expansion of $f(\delta)$ around 0, that there exists a ξ between 0 and δ such that

$$|f(\delta)| \leq \frac{1}{2}\kappa|(\kappa-1)|\delta^2(|(v+\xi)^{\kappa-2}| + |(v-\xi)^{\kappa-2}|).$$

Since $\kappa < 2$ we have

$$(v+\xi)^{\kappa-2} \leq v^{\kappa-2} = \frac{1}{|t-s|^{2-\kappa}}. \quad (27)$$

On the other hand, since $v \geq 2\delta$, we have for all $0 \leq \xi \leq \delta$

$$|(v-\xi)^{\kappa-2}| \leq |(v-\frac{v}{2})^{\kappa-2}| = \frac{2^{2-\kappa}}{|t-s|^{2-\kappa}}. \quad (28)$$

Now consider the case $\delta \leq v \leq 2\delta$. If $\kappa > 1$, then $f(\delta) \geq 0$ and

$$\begin{aligned} |f(\delta)| &= (v+\delta)^\kappa + (v-\delta)^\kappa - 2v^\kappa \leq (v+\delta)^\kappa + (v-\delta)^\kappa \\ &\leq 2(v+\delta)^\kappa \leq 2(2\delta)^\kappa = 2(2\delta)^2(2\delta)^{\kappa-2} \\ &\leq 8 \frac{\delta^2}{|t-s|^{2-\kappa}}. \end{aligned} \quad (29)$$

For $\kappa < 1$ we have $f(\delta) \leq 0$. With $\delta \leq v \leq 2\delta$, we then have

$$|f(\delta)| = 2v^\kappa - (v + \delta)^\kappa - (v - \delta)^\kappa \leq 2v^\kappa \leq 2 \cdot (2\delta)^\kappa = 8\delta^2(2\delta)^{\kappa-2} \leq 8\frac{\delta^2}{v^{2-\kappa}} = 8\frac{\delta^2}{|t-s|^{2-\kappa}}. \quad (30)$$

Finally, similar arguments may be used to show that additionally we have for some constant $M_{5,3} < \infty$

$$|R_{5;\delta,t}| \leq M_{5,3} \left(\frac{\delta^2}{|t-s|^{2-\kappa}} \right). \quad (31)$$

Assertion (20) then follows from (25) - (31). \square

Proofs for estimation of impact points

We begin by stating a deviation bound for the central χ^2 distribution.

Lemma B.1. *Let $W \sim \chi_n^2$ then for all $0 \leq x < 1/2$ we have*

$$P(|n^{-1}W - 1| > x) \leq 2\exp(-3nx^2/16). \quad (32)$$

Proof of Lemma B.1. Equations (A.2) and (A.3) in Johnstone and Lu (2009) imply that for $0 \leq x < 1/2$ we have

$$\begin{aligned} P(|n^{-1}W - 1| > x) &= P(W \geq n(1+x)) + P(W \leq n(1-x)) \\ &\leq \exp(-3nx^2/16) + \exp(-nx^2/4) \\ &\leq 2\exp(-3nx^2/16). \end{aligned}$$

\square

Lemma B.2. *Under Assumption 2.1 there exist constants $0 < D_1 < \infty$ and $0 < D_2 < \infty$, such that for all n , all $0 < \delta < (b-a)/2$, all $t \in [a+\delta, b-\delta]$, all $0 < s \leq 1/2$ with $\delta^\kappa s^\kappa \geq s\delta^2$, and every $0 < z \leq \sqrt{n}$ we obtain*

$$\begin{aligned} P\left(\sup_{t-s\delta \leq u \leq t+s\delta} \left| \frac{1}{n} \sum_{i=1}^n [(Z_{\delta,i}(t) - Z_{\delta,i}(u))Y_i - \mathbb{E}((Z_{\delta,i}(t) - Z_{\delta,i}(u))Y_i)] \right| \leq zD_1 \sqrt{\frac{\delta^k s^\kappa}{n}} \right) \\ \geq 1 - 2\exp(-z^2) \end{aligned} \quad (33)$$

and

$$\begin{aligned} P\left(\sup_{t-s\delta \leq u \leq t+s\delta} \left| \frac{1}{n} \sum_{i=1}^n [(Z_{\delta,i}(t)^2 - Z_{\delta,i}(u)^2) - \mathbb{E}(Z_{\delta,i}(t)^2 - Z_{\delta,i}(u)^2)] \right| \leq zD_2 \delta^\kappa \sqrt{\frac{s^\kappa}{n}} \right) \\ \geq 1 - 2\exp(-z^2). \end{aligned} \quad (34)$$

Proof of Lemma B.2. Choose some arbitrary $0 < \delta < (b-a)/2$, $t \in [a+\delta, b-\delta]$, as well as $0 < s \leq 1/2$. For $q_1, q_2 \in [-1, 1]$, Taylor expansions then yield

$$\begin{aligned} & \mathbb{E}((Z_{\delta,i}(t+q_1s\delta) - Z_{\delta,i}(t+q_2s\delta))^2) = \mathbb{E}((Z_{\delta,i}(t+q_1s\delta) - Z_{\delta,i}(t+q_1s\delta + (q_2-q_1)s\delta))^2) \\ & = c(t+q_1s\delta)s^\kappa\delta^\kappa 2 \left(3/2|q_2-q_1|^\kappa - (|q_2-q_1 + \frac{1}{s}|^\kappa + |q_2-q_1 - \frac{1}{s}|^\kappa - 2\frac{1}{s^\kappa}) \right) \\ & \quad + \frac{1}{2}c(t+q_1s\delta)2^\kappa s^\kappa\delta^\kappa \left(\left| \frac{q_2-q_1}{2} + \frac{1}{s} \right|^\kappa + \left| \frac{q_2-q_1}{2} - \frac{1}{s} \right|^\kappa - 2\frac{1}{s^\kappa} \right) + R_{6;\delta,t} \\ & \quad \text{with } |R_{6;\delta,t}| \leq L_{2,1}|q_2-q_1|^{1/2}s^{1/2}\delta^{\min\{2\kappa,2\}} \end{aligned} \quad (35)$$

for some constant $L_{2,1} < \infty$.

Note that there exists a constant $L_{2,2} < \infty$ such that for all $0 < s \leq 0.5$ we have $\left| |q_2-q_1 + \frac{1}{s}|^\kappa + |q_2-q_1 - \frac{1}{s}|^\kappa - 2\frac{1}{s^\kappa} \right| \leq L_{2,2}|q_2-q_1|^2$ as well as $\left| \left| \frac{q_2-q_1}{2} + \frac{1}{s} \right|^\kappa + \left| \frac{q_2-q_1}{2} - \frac{1}{s} \right|^\kappa - 2\frac{1}{s^\kappa} \right| \leq L_{2,2}|q_2-q_1|^2$.

Together with (35) this implies that there exists a constant $L_{2,3} < \infty$, which can be chosen independent of s and δ , such that for all $q_1, q_2 \in [-1, 1]$

$$\mathbb{E}((Z_{\delta,i}(t+q_1s\delta) - Z_{\delta,i}(t+q_2s\delta))^2) \leq L_{2,3}s^\kappa\delta^\kappa|q_1-q_2|^{\min\{1,\kappa\}}. \quad (36)$$

Define $Z_{\delta,i}^*(q) := \frac{1}{\sqrt{s^\kappa\delta^\kappa}}(Z_{\delta,i}(t+qs\delta)Y_i - \mathbb{E}(Z_{\delta,i}(t+qs\delta)Y_i))$ and $Z_\delta^*(q) := \frac{1}{\sqrt{n}}\sum_{i=1}^n Z_{\delta,i}^*(q)$. By bounding the absolute moments of $E(|Y_i|^{2m})$ according to Assumption 2.2, one can easily verify that for $K = 4\sqrt{L_{2,3}|q_2-q_1|^{\min\{1,\kappa\}}\sigma_{|y|}}$, the Bernstein condition

$$E(|Z_{\delta,i}^*(q_1) - Z_{\delta,i}^*(q_2)|^m) \leq \frac{m!}{2}K^{m-2}K^2$$

holds for all $0 < s \leq 0.5$, all integers $m \geq 2$, all $q_1, q_2 \in [-1, 1]$ and all $0 < \delta < (b-a)/2$.

An application of Corollary 1 in van de Geer and Lederer (2013) then guarantees that the Orlicz norm of $Z^*(q_1) - Z^*(q_2)$ is bounded, i.e., one has for all $q_1, q_2 \in [-1, 1]$

$$\|Z_\delta^*(q_1) - Z_\delta^*(q_2)\|_\Psi \leq L_{2,4}|q_1 - q_2|^{\min\{\frac{1}{2}, \frac{1}{2}\kappa\}} \quad (37)$$

for some constant $0 < L_{2,4} < \infty$.

The proof then follows from well known maximal inequalities of empirical process theory. In particular, by (37) one may apply theorem 2.2.4 of van der Vaart and Wellner (1996). It is immediately seen that the covering integral appearing in this theorem is finite, and we can thus infer that there exists a constant $0 < D_{1,1} < \infty$ such that

$$\mathbb{E} \left(\exp \left(\sup_{q_1, q_2 \in [-1, 1]} n/6 \left(\sqrt{1 + 2\sqrt{\frac{6}{nD_{1,1}^2}}|Z_\delta^*(q_1) - Z_\delta^*(q_2)|} - 1 \right)^2 \right) \right) \leq 2.$$

For every $z > 0$, the Markov inequality then yields

$$\begin{aligned}
& P\left(\sup_{q_1, q_2 \in [-1, 1]} |Z_\delta^*(q_1) - Z_\delta^*(q_2)| \geq z \frac{D_{1,1}}{2\sqrt{6}}\right) \\
&= P\left(\exp\left(\sup_{q_1, q_2 \in [-1, 1]} n/6 \left(\sqrt{1 + 2\sqrt{\frac{6}{nD_{1,1}^2}} |Z_\delta^*(q_1) - Z_\delta^*(q_2)| - 1}\right)^2\right) \geq \exp\left(n/6 \left(\sqrt{1 + z/\sqrt{n}} - 1\right)^2\right)\right) \\
&\leq 2 \exp\left(-n/6 \left(\sqrt{1 + z/\sqrt{n}} - 1\right)^2\right).
\end{aligned}$$

At the same time it follows from a Taylor expansion that for any $0 < z \leq \sqrt{n}$ there exists a constant $0 < D_{1,2} < \infty$ such that

$$\frac{n}{6} \left(\sqrt{1 + z/\sqrt{n}} - 1\right)^2 \geq D_{1,2} z^2. \quad (38)$$

Assertion (33) is an immediate consequence.

In order to prove (34) first note that $Z_{\delta,i}(t_1)^2 - Z_{\delta,i}(t_2)^2 = (Z_{\delta,i}(t_1) - Z_{\delta,i}(t_2))(Z_{\delta,i}(t_1) + Z_{\delta,i}(t_2))$. Equation (20) implies the existence of a constant $0 < L_{2,5} < \infty$ such that $\mathbb{E}((Z_{\delta,i}(t + q_1 s \delta) + Z_{\delta,i}(t + q_2 s \delta))^2) \leq L_{2,5} \delta^\kappa$ for all $q_1, q_2 \in [-1, 1]$, and all n, t, s and δ . With $Z_\delta^{**}(q) = \frac{1}{\sqrt{\delta^{2\kappa} s^\kappa}} \frac{1}{\sqrt{n}} \sum_{i=1}^n (Z_{\delta,i}(t + q s \delta)^2 - \mathbb{E}(Z_{\delta,i}(t + q s \delta)^2))$, similar steps as above now imply the existence of a constant $0 < L_{2,6} < \infty$ such that

$$\|Z_\delta^{**}(q_1) - Z_\delta^{**}(q_2)\|_\Psi \leq L_{2,6} |q_1 - q_2|^{\min\{\frac{1}{2}, \frac{1}{2}\kappa\}}.$$

Using again maximal inequalities of empirical process theory and (38), Assertion (34) now follows from arguments similar to those used to prove (33). \square

Lemma B.3. *Under the assumptions of Theorem 2.2 there exist constants $0 < D_3 < D_4 < \infty$ and $0 < D_5 < \infty$ such that*

$$0 < D_3 \delta^\kappa \leq \inf_{t \in [a+\delta, b-\delta]} \mathbb{E}(Z_{\delta,i}(t)^2) \leq \sigma_{z, sup}^2 := \sup_{t \in [a+\delta, b-\delta]} \mathbb{E}(Z_{\delta,i}(t)^2) \leq D_4 \delta^\kappa \quad (39)$$

$$\lim_{n \rightarrow \infty} P\left(\sup_{t \in [a+\delta, b-\delta]} \left|\frac{1}{n} \sum_{i=1}^n [Z_{\delta,i}(t)^2 - \mathbb{E}(Z_{\delta,i}(t)^2)]\right| \leq D_5 \delta^\kappa \sqrt{\frac{1}{n} \log\left(\frac{b-a}{\delta}\right)}\right) = 1. \quad (40)$$

Moreover, there exist a constant $0 < D < \infty$ such that for any A^* with $D < A^* \leq A$

we obtain as $n \rightarrow \infty$:

$$P\left(\sup_{t \in [a+\delta, b-\delta]} \left(\frac{1}{n} \sum_{i=1}^n Z_{\delta,i}(t)^2\right)^{-\frac{1}{2}} \left|\frac{1}{n} \sum_{i=1}^n (Z_{\delta,i}(t)Y_i - \mathbb{E}(Z_{\delta,i}(t)Y_i))\right|\right) \leq A^* \sqrt{\frac{\sigma_{|y|}^2}{n} \log\left(\frac{b-a}{\delta}\right)} \rightarrow 1, \quad (41)$$

$$P\left(\sup_{t \in [a+\delta, b-\delta]} \left|\frac{1}{n} \sum_{i=1}^n (Z_{\delta,i}(t)Y_i - \mathbb{E}(Z_{\delta,i}(t)Y_i))\right|\right) \leq A^* \sqrt{\frac{\sigma_{|y|}^2 D_{4,\epsilon} \delta^\kappa}{n} \log\left(\frac{b-a}{\delta}\right)} \rightarrow 1, \quad (42)$$

for any constant $D_{4,\epsilon} < \infty$ with $D_4 < D_{4,\epsilon}$.

Proof of Lemma B.3. Assertion 39 follows directly from Assumption 2.1 and equation (17).

Let $\mathcal{J}_\delta := \{j \mid t_j \in [a + \delta, b - \delta], j \in \{1, \dots, p\}\}$. Choose some constants w_1, w_2 with $1 < w_1 < w_2$ and determine an equidistant grid $s_1 = a + \delta < s_2 < \dots < s_{N_{w_1}} = b - \delta$ of $N_{w_1} = \lceil (\frac{b-a}{\delta})^{w_1} \rceil$ points in $[a + \delta, b - \delta]$. Obviously, $\ell_{w_1} := |s_j - s_{j-1}| = O(\delta^{w_1})$, $j = 2, \dots, N_{w_1}$, as $\delta \rightarrow 0$. Then

$$\begin{aligned} \sup_{t \in [a+\delta, b-\delta]} \left|\frac{1}{n} \sum_{i=1}^n Z_{\delta,i}(t)^2 - \mathbb{E}(Z_{\delta,i}(t)^2)\right| &\leq \sup_{j \in \{2, \dots, N_{w_1}\}} \left|\frac{1}{n} \sum_{i=1}^n Z_{\delta,i}(s_j)^2 - \mathbb{E}(Z_{\delta,i}(s_j)^2)\right| \\ &+ \sup_{j \in \{2, \dots, N_{w_1}\}} \sup_{t \in [s_{j-1}, s_j]} \left|\frac{1}{n} \sum_{i=1}^n Z_{\delta,i}(t)^2 - \mathbb{E}(Z_{\delta,i}(t)^2) - (Z_{\delta,i}(s_j)^2 - \mathbb{E}(Z_{\delta,i}(s_j)^2))\right|. \end{aligned}$$

By Assumption 2.2, using the deviation bound (32) as well as $\sup_{t \in [a+\delta, b-\delta]} \mathbb{E}(Z_{\delta,i}(t)^2) \leq D_4 \delta^\kappa$, it follows from the Bonferroni-inequality that as $n \rightarrow \infty$

$$\begin{aligned} P\left(\sup_{j \in \{2, \dots, N_{w_1}\}} \left|\frac{1}{n} \sum_{i=1}^n Z_{\delta,i}(s_j)^2 - \mathbb{E}(Z_{\delta,i}(s_j)^2)\right| \leq \sqrt{\frac{16}{3}} w_2 D_4 \delta^\kappa \sqrt{\frac{1}{n} \log\left(\frac{b-a}{\delta}\right)}\right) \\ \geq 1 - 2N_{w_1} \cdot \exp\left(-w_2 \log\left(\frac{b-a}{\delta}\right)\right) \geq 1 - 2\left(\frac{b-a}{\delta}\right)^{w_1 - w_2} \rightarrow 1, \end{aligned}$$

while Lemma B.2 implies that as $n \rightarrow \infty$

$$\begin{aligned} P\left(\sup_{j \in \{2, \dots, N_{w_1}\}} \sup_{t \in [s_{j-1}, s_j]} \left|\frac{1}{n} \sum_{i=1}^n Z_{\delta,i}(t)^2 - \mathbb{E}(Z_{\delta,i}(t)^2) - (Z_{\delta,i}(s_j)^2 - \mathbb{E}(Z_{\delta,i}(s_j)^2))\right|\right) \\ \leq D_2 \sqrt{w_2} \delta^\kappa \sqrt{\frac{\ell_{w_1}^\kappa}{\delta^\kappa n} \log\left(\frac{b-a}{\delta}\right)} \rightarrow 1. \end{aligned}$$

Recall that $\frac{\ell_{w_1}^\kappa}{\delta^\kappa} = O(\delta^{\kappa(w_1-1)})$ and hence $\sqrt{\frac{\ell_{w_1}^\kappa}{\delta^\kappa n} \log(\frac{b-a}{\delta})} = o(\sqrt{\frac{1}{n} \log(\frac{b-a}{\delta})})$. When combining the above arguments we thus obtain (40).

Before considering (41) note that it follows from (39) and (40) that there exists a constant $0 < L_{3,1} < \infty$ such that as $n \rightarrow \infty$.

$$P\left(\inf_{u \in [a+\delta, b-\delta]} \frac{1}{n} \sum_{i=1}^n Z_{\delta,i}(u)^2 \geq L_{3,1} \delta^\kappa\right) \rightarrow 1 \quad (43)$$

Now consider (41) and keep in mind that

$$\left(\frac{1}{n} \sum_{i=1}^n Z_{\delta,i}(t)^2\right)^{\frac{1}{2}} - \left(\frac{1}{n} \sum_{i=1}^n Z_{\delta,i}(s)^2\right)^{\frac{1}{2}} = \frac{\frac{1}{n} \sum_{i=1}^n Z_{\delta,i}(t)^2 - \frac{1}{n} \sum_{i=1}^n Z_{\delta,i}(s)^2}{\left(\frac{1}{n} \sum_{i=1}^n Z_{\delta,i}(t)^2\right)^{\frac{1}{2}} + \left(\frac{1}{n} \sum_{i=1}^n Z_{\delta,i}(s)^2\right)^{\frac{1}{2}}}.$$

Some straightforward computations lead to

$$\begin{aligned} & \sup_{t \in [a+\delta, b-\delta]} \left(\frac{1}{n} \sum_{i=1}^n Z_{\delta,i}(t)^2\right)^{-\frac{1}{2}} \left| \frac{1}{n} \sum_{i=1}^n Z_{\delta,i}(t) Y_i - \mathbb{E}(Z_{\delta,i}(t) Y_i) \right| \\ & \leq \sup_{j \in \{2, \dots, N_{w_1}\}} \left(\frac{1}{n} \sum_{i=1}^n Z_{\delta,i}(s_j)^2\right)^{-\frac{1}{2}} \left| \frac{1}{n} \sum_{i=1}^n Z_{\delta,i}(s_j) Y_i - \mathbb{E}(Z_{\delta,i}(s_j) Y_i) \right| \\ & + \sup_{j \in \{2, \dots, N_{w_1}\}} \left(\sup_{t \in [s_{j-1}, s_j]} \frac{\left| \frac{1}{n} \sum_{i=1}^n Z_{\delta,i}(t)^2 - \frac{1}{n} \sum_{i=1}^n Z_{\delta,i}(s_j)^2 \right|}{2 \inf_{u \in [s_{j-1}, s_j]} \frac{1}{n} \sum_{i=1}^n Z_{\delta,i}(u)^2} \frac{\left| \frac{1}{n} \sum_{i=1}^n Z_{\delta,i}(s_j) Y_i - \mathbb{E}(Z_{\delta,i}(s_j) Y_i) \right|}{\left(\frac{1}{n} \sum_{i=1}^n Z_{\delta,i}(s_j)^2\right)^{\frac{1}{2}}} \right) \\ & + \sup_{j \in \{2, \dots, N_{w_1}\}} \sup_{t \in [s_{j-1}, s_j]} \frac{\left| \frac{1}{n} \sum_{i=1}^n Z_{\delta,i}(t) Y_i - \mathbb{E}(Z_{\delta,i}(t) Y_i) - (Z_{\delta,i}(s_j) Y_i - \mathbb{E}(Z_{\delta,i}(s_j) Y_i)) \right|}{\inf_{u \in [s_{j-1}, s_j]} \left(\frac{1}{n} \sum_{i=1}^n Z_{\delta,i}(u)^2\right)^{\frac{1}{2}}}. \end{aligned} \quad (44)$$

Furthermore,

$$\begin{aligned} \left| \frac{1}{n} \sum_{i=1}^n Z_{\delta,i}(t)^2 - \frac{1}{n} \sum_{i=1}^n Z_{\delta,i}(s_j)^2 \right| & \leq \left| \mathbb{E}(Z_{\delta,i}(t)^2) - \mathbb{E}(Z_{\delta,i}(s_j)^2) \right| \\ & + \left| \frac{1}{n} \sum_{i=1}^n Z_{\delta,i}(t)^2 - \frac{1}{n} \sum_{i=1}^n Z_{\delta,i}(s_j)^2 - (\mathbb{E}(Z_{\delta,i}(t)^2) - \mathbb{E}(Z_{\delta,i}(s_j)^2)) \right|, \end{aligned}$$

and it follows from (36) and (39) that there is a constant $0 < L_{3,2} < \infty$ such that for every $j \in \{2, \dots, N_{w_1}\}$

$$\left| \mathbb{E}(Z_{\delta,i}(t)^2) - \mathbb{E}(Z_{\delta,i}(s_j)^2) \right| \leq \sqrt{\mathbb{E}((Z_{\delta,i}(t) - Z_{\delta,i}(s_j))^2) \mathbb{E}((Z_{\delta,i}(t) + Z_{\delta,i}(s_j))^2)} \leq L_{3,2} \delta^\kappa \sqrt{\frac{\ell_{w_1}^\kappa}{\delta^\kappa}}$$

holds for all sufficiently large n . Together with (43) We can therefore infer from Lemma B.2 that for some constants $0 < L_{3,3} < \infty$, $0 < L_{3,4} < \infty$

$$P\left(\sup_{j \in \{2, \dots, N_{w_1}\}} \sup_{t \in [s_{j-1}, s_j]} \frac{\left| \frac{1}{n} \sum_{i=1}^n Z_{\delta,i}(t)^2 - \frac{1}{n} \sum_{i=1}^n Z_{\delta,i}(s_j)^2 \right|}{2 \inf_{u \in [s_{j-1}, s_j]} \frac{1}{n} \sum_{i=1}^n Z_{\delta,i}(u)^2} \leq L_{3,3} \sqrt{\frac{\ell_{w_1}^\kappa}{\delta^\kappa}}\right) \rightarrow 1, \quad (45)$$

$$\begin{aligned}
P \left(\sup_{j \in \{2, \dots, N_{\omega_1}\}} \sup_{t \in [s_{j-1}, s_j]} \frac{|\frac{1}{n} \sum_{i=1}^n Z_{\delta,i}(t) Y_i - \mathbb{E}(Z_{\delta,i}(t) Y_i) - (Z_{\delta,i}(s_j) Y_i - \mathbb{E}(Z_{\delta,i}(s_j) Y_i))|}{\inf_{u \in [s_{j-1}, s_j]} (\frac{1}{n} \sum_{i=1}^n Z_{\delta,i}(u)^2)^{\frac{1}{2}}} \right. \\
\left. \leq L_{3,4} \sqrt{\frac{\ell_{w_1}^\kappa}{\delta^\kappa n} \log \left(\frac{b-a}{\delta} \right)} \right) \rightarrow 1,
\end{aligned} \tag{46}$$

as $n \rightarrow \infty$. Moreover, by (43), we have with probability 1 as $n \rightarrow \infty$,

$$\sup_{j \in \{2, 3, \dots, N_{\omega_1}\}} \frac{|\frac{1}{n} \sum_{i=1}^n Z_{\delta,i}(s_j) Y_i - \mathbb{E}(Z_{\delta,i}(s_j) Y_i)|}{(\frac{1}{n} \sum_{i=1}^n Z_{\delta,i}(s_j)^2)^{\frac{1}{2}}} \leq \sup_{j \in \{2, 3, \dots, N_{\omega_1}\}} \frac{|\frac{1}{n} \sum_{i=1}^n Z_{\delta,i}(s_j) Y_i - \mathbb{E}(Z_{\delta,i}(s_j) Y_i)|}{(L_{3,1} \delta^\kappa)^{\frac{1}{2}}}. \tag{47}$$

Chose an arbitrary point s_j , and define $W_i(s_j) := \frac{1}{\sqrt{D_4 \delta^\kappa \sigma_{|y|}^2}} (Z_{\delta,i}(s_j) Y_i - \mathbb{E}(Z_{\delta,i}(s_j) Y_i))$. Then $E(W_i(s_j)) = 0$ and it is easy to show that under Assumption 2.2 with $K = 4$, a constant which is independent of s_j , $W_i(s_j)$ satisfies the Bernstein condition in Corollary 1 of van de Geer and Lederer (2013), i.e., we have

$$\mathbb{E}(|W_i(s_j)|^m) \leq \frac{m!}{2} K^{m-2} K^2 \quad \text{for all } m = 2, 3, \dots$$

It immediately follows from an application of Corollary 1 in van de Geer and Lederer (2013) that there exists a constant $0 < L_{3,5} < \infty$ such that the Orlicz-Norm $\|\frac{1}{\sqrt{n}} \sum_{i=1}^n W_i(s_j)\|_\Psi$ can be bounded by $L_{3,5} < \infty$. And hence we can infer that

$$\mathbb{E} \left(\exp \left(\frac{n}{6} \left(\sqrt{1 + 2 \sqrt{\frac{6}{L_{2,5}^2 n}} \left| \frac{1}{\sqrt{n}} \sum_{i=1}^n W_i(s_j) \right|} - 1 \right)^2 \right) \right) \leq 2.$$

It then follows from similar steps as in the proof of Lemma B.2 that there exists a constant $0 < L_{3,6} < \infty$ such that for all $0 < z \leq \sqrt{n}$ we obtain for all s_j

$$\begin{aligned}
P \left(\left| \frac{1}{\sqrt{n}} \sum_{i=1}^n W_i(s_j) \right| > z L_{2,6} \right) \\
= P \left(\frac{|\frac{1}{n} \sum_{i=1}^n Z_{\delta,i}(s_j) Y_i - E(Z_{\delta,i}(s_j) Y_i)|}{\sqrt{L_{3,1} \delta^\kappa}} > z L_{3,6} \sqrt{\frac{D_4 \delta^\kappa \sigma_{|y|}^2}{n L_{3,1} \delta^\kappa}} \right) \leq 2 \exp(-z^2).
\end{aligned}$$

We can thus conclude that there exists a constant $0 < L_{3,7} < \infty$ such that

$$P \left(\frac{|\frac{1}{n} \sum_{i=1}^n Z_{\delta,i}(s_j) Y_i - E(Z_{\delta,i}(s_j) Y_i)|}{(L_{3,1} \delta^\kappa)^{\frac{1}{2}}} > z L_{3,7} \sqrt{\frac{\sigma_{|y|}^2}{n}} \right) \leq 2 \exp(-z^2).$$

Choose some ω_3 with $\omega_3 > \omega_1 > 1$ and note that our conditions on δ imply that $z =$

$\sqrt{\omega_3 \log\left(\frac{b-a}{\delta}\right)} \leq \sqrt{n}$ for all sufficiently large n . Using the union bound this leads to

$$\begin{aligned}
P\left(\sup_{j \in \{2,3,\dots,N_{\omega_1}\}} \frac{|\frac{1}{n} \sum_{i=1}^n Z_{\delta,i}(s_j) Y_i - E(Z_{\delta,i}(s_j) Y_i)|}{(L_{3,1} \delta^\kappa)^{\frac{1}{2}}} \leq \sqrt{\omega_3 \log\left(\frac{b-a}{\delta}\right)} L_{3,7} \sqrt{\frac{\sigma_{|y|}^2}{n}}\right) \\
\geq 1 - \sum_{j=1}^{N_{\omega_1}} P\left(\frac{|\frac{1}{n} \sum_{i=1}^n Z_{\delta,i}(s_j) Y_i - E(Z_{\delta,i}(s_j) Y_i)|}{(L_{3,1} \delta^\kappa)^{\frac{1}{2}}} > \sqrt{\omega_3 \log\left(\frac{b-a}{\delta}\right)} L_{3,7} \sqrt{\frac{\sigma_{|y|}^2}{n}}\right) \\
\geq 1 - N_{\omega_1} 2 \exp\left(-\omega_3 \log\left(\frac{b-a}{\delta}\right)\right) \geq 1 - 2\left(\frac{b-a}{\delta}\right)^{\omega_1 - \omega_3} \rightarrow 1. \tag{48}
\end{aligned}$$

With $D = \sqrt{\omega_3} L_{3,7} < \infty$, assertion (41) holds for all $A^* > D$ by (44)-(48).

Finally, (42) follows from (39), (40) and (41) by noting that the assertions in particular imply that with probability converging to 1 (as $n \rightarrow \infty$) we have $\sup_{t \in (a,b)} \frac{1}{n} \sum_{i=1}^n Z_{\delta,i}(t)^2 \leq D_{4,\epsilon} \delta^\kappa$ for any constant $D_{4,\epsilon} > D_4$. \square

Contrary to Lemma 2 in the supplementary paper to Kneip et al. (2016), we don't have the simple expression $D = \sqrt{2}$; this is the price to pay for not assuming Y_i to be Gaussian.

Remarks to Lemma B.3 concerning the threshold λ :

- Using a slight abuse of notation, first note that there is a close connection between $\lambda = A \sqrt{\sigma_{|y|}^2 \log\left(\frac{b-a}{\delta}\right)/n}$ for some $A > D$ given in Theorem 2.2 and $\tilde{\lambda} := A \sqrt{\sqrt{\mathbb{E}(Y^4)} \log\left(\frac{b-a}{\delta}\right)/n}$ for $A = \sqrt{2\sqrt{3}}$ as used in our simulations. Indeed, set $\sigma_{|y|}^2 = \mathbb{E}(Y^2)$. Jensen's inequality implies that there exists a constant $0 < \tilde{D} \leq 1$ such that $\mathbb{E}(Y^2) \tilde{D} = \sqrt{\mathbb{E}(Y^4)}$. We can therefore rewrite the expression for $\tilde{\lambda}$ in the form of λ presented in Theorem 2.2 as $A \sqrt{\sigma_{|y|}^2 \log\left(\frac{b-a}{\delta}\right)/n}$ with $A = \sqrt{2\sqrt{3}\tilde{D}}$.

We proceed to give more details about the motivation for the threshold used in the simulation:

- Arguments for the applicability of the threshold λ in the proof of Theorem 2.2 follow from Lemma B.3. The crucial step for determining an operable threshold λ is to derive useful bounds on

$$\sup_{j \in \{2,3,\dots,N_{\omega_1}\}} \frac{|\frac{1}{n} \sum_{i=1}^n Z_{\delta,i}(s_j) Y_i - E(Z_{\delta,i}(s_j) Y_i)|}{\left(\frac{1}{n} \sum_{i=1}^n Z_{\delta,i}(s_j)^2\right)^{\frac{1}{2}}}.$$

Define $V_\delta(t) := (1/n \sum_{i=1}^n Z_{\delta,i}(t) Y_i - \mathbb{E}(Z_{\delta,i}(t) Y_i)) / (1/n \sum_{i=1}^n Z_{\delta,i}(t)^2)^{1/2}$. It is then easy to see that under our assumptions $\sqrt{n}(1/n \sum_{i=1}^n Z_{\delta,i}(t) Y_i - \mathbb{E}(Z_{\delta,i}(t) Y_i))$ satisfies the Lyapunov conditions. We hence can conclude that $\sqrt{n} V_\delta(t)$ converges for all t in distribution to $N(0, \mathbb{V}(Z_{\delta,i}(t) Y_i) / \mathbb{E}(Z_{\delta,i}(t)^2))$, while at the same time the Cauchy-Schwarz inequality implies $\mathbb{V}(Z_{\delta,i}(t) Y_i) / \mathbb{E}(Z_{\delta,i}(t)^2) \leq \sqrt{3 \mathbb{E}(Y_i^4)}$.

If the convergence to the normal distribution is sufficiently fast, the union bound in the proof of Lemma B.3 together with an elementary bound on the tails of the normal distribution leads to

$$P \left(\sup_{j \in \{2, 3, \dots, N_{\omega_1}\}} \frac{|\frac{1}{n} \sum_{i=1}^n Z_{\delta,i}(s_j) Y_i - E(Z_{\delta,i}(s_j) Y_i)|}{(\frac{1}{n} \sum_{i=1}^n Z_{\delta,i}(s_j)^2)^{\frac{1}{2}}} \leq A^* \sqrt{\frac{\sqrt{\mathbb{E}(Y_i^4)} \log(\frac{b-a}{\delta})}{n}} \right) \rightarrow 1,$$

for some $A^* \geq \sqrt{2\sqrt{3}}$. The threshold $A \sqrt{\sqrt{\mathbb{E}(Y_i^4)} \log(\frac{b-a}{\delta})/n}$ for some $A \geq \sqrt{2\sqrt{3}}$ is then an immediate consequence.

Lemma B.4. *Under the assumptions of Theorem 2.2 let $I_r := \{t \in [a, b] \mid |t - \tau_r| \leq \min_{s \neq r} |t - \tau_s|\}$, $r = 1, \dots, S$. If $S > 0$, there then exist a constant $0 < Q_1 < \infty$ and for each $0 < \kappa < 2$ a constant $0 < Q_2 < \infty$ such that for all sufficiently small $\delta > 0$ and all $r = 1, \dots, S$ we have*

$$|\mathbb{E}(Z_{\delta,i}(t) Y_i)| \leq Q_1 \frac{\delta^2}{\max\{\delta, |t - \tau_r|\}^{2-\kappa}} \quad \text{for every } t \in I_r, \quad (49)$$

as well as

$$\sup_{t \in I_r, |t - \tau_r| \geq \frac{\delta}{2}} |\mathbb{E}(Z_{\delta,i}(t) Y_i)| \leq (1 - Q_2) |\vartheta_r| c(\tau_r) \delta^\kappa, \quad (50)$$

and for any $u \in [-0.5, 0.5]$

$$\begin{aligned} & \mathbb{E}(Z_{\delta,i}(\tau_r + u\delta) Y_i) - \mathbb{E}(Z_{\delta,i}(\tau_r) Y_i) \\ &= -c\vartheta_r c(\tau_r) \delta^\kappa \left(|u|^\kappa - \frac{1}{2}(|u+1|^\kappa - 1) - \frac{1}{2}(|u-1|^\kappa - 1) \right) + R_{7;r}(u), \end{aligned} \quad (51)$$

where $|R_{7;r}(u)| \leq \widetilde{M}_r |u|^{1/2} \delta^{\min\{2\kappa, 2\}}$ for some constants $\widetilde{M}_r < \infty$, $r = 1, \dots, S$ and $\vartheta_r = \mathbb{E}(\frac{\partial}{\partial x_r} g(X_i(\tau_1), \dots, X_i(\tau_S)))$.

Proof of Lemma B.4. Theorem 2.1 guarantees us the existence of constants $\vartheta_1, \dots, \vartheta_S$ with $\vartheta_r = \mathbb{E}(\frac{\partial}{\partial x_r} g(X_i(\tau_1), \dots, X_i(\tau_S)))$, $r = 1, \dots, S$, such that that for all $t \in [a + \delta, b - \delta]$ we have

$$\mathbb{E}(Z_{\delta,i}(t) Y_i) = \sum_{r=1}^S \vartheta_r \mathbb{E}(Z_{\delta,i}(t) X_i(\tau_r)). \quad (52)$$

Since $\tau_1, \dots, \tau_S \in (a, b)$ are fixed, we have $\tau_r \in [a + \delta, b - \delta]$, $r = 1, \dots, S$, as well as $\delta \ll \frac{1}{2} \min_{r \neq s} |\tau_r - \tau_s|$ for all sufficiently small $\delta > 0$. Using (52), assertions (49) and (50) are thus immediate consequences of (19) and (20).

In order to prove (51)) note that similar to (18) straightforward Taylor expansions can be used to show that

$$\begin{aligned}
\mathbb{E}(Z_{\delta,i}(\tau_r + u\delta)X(t) - Z_{\delta,i}(\tau_r)X(t)) &= \omega(\tau_r + u\delta, t, |\tau_r - t + u\delta|^\kappa) - \omega(\tau_r, t, |\tau_r - t|^\kappa) \\
&\quad - 0.5(\omega(\tau_r + (u+1)\delta, t, |\tau_r - t + (u+1)\delta|^\kappa) - \omega(\tau_r + \delta, t, |\tau_r - t + \delta|^\kappa)) \\
&\quad - 0.5(\omega(\tau_r + (u-1)\delta, t, |\tau_r - t + (u-1)\delta|^\kappa) - \omega(\tau_r - \delta, t, |\tau_r - t - \delta|^\kappa)) \\
&= \omega_3(\tau_r, t, |\tau_r - t|^\kappa) \left((|\tau_r - t + u\delta|^\kappa - |\tau_r - t|^\kappa) \right. \\
&\quad \left. - 0.5(|\tau_r - t + (u+1)\delta|^\kappa - |\tau_r - t + \delta|^\kappa) - 0.5(|\tau_r - t + (u-1)\delta|^\kappa - |\tau_r - t - \delta|^\kappa) \right) \\
&\quad + R_{8;u,t,\delta}
\end{aligned} \tag{53}$$

Where for $|u| \leq 0.5$ we have $|R_{8;u,t,\delta}| \leq L_{4,1}(|u|^{0.5}\delta)^{\min\{2,2\kappa\}}$ for some constant $L_{4,1}$ with $|L_{4,1}| < \infty$. Since $\delta \ll \frac{1}{2} \min_{r \neq s} |\tau_r - \tau_s|$ for all sufficiently small δ . We can conclude from (53) that

$$|\mathbb{E}(Z_{\delta,i}(\tau_r + u\delta)X(\tau_s) - Z_{\delta,i}(\tau_r)X(\tau_s))| \leq L_{4,2}|u|^{1/2}\delta^{\min\{2,2\kappa\}}$$

for some constant $L_{4,2}$ with $|L_{4,2}| < \infty$ and all $r, s \in \{1, \dots, S\}$, $r \neq s$. Assertion (51) is then an immediate consequence of (52) and (18). \square

Proof of Theorem 2.2. Let $\lambda_n = A\sqrt{\frac{\sigma_{|y|}^2}{n}} \log\left(\frac{b-a}{\delta}\right)$ and let $I_\delta := \{t_j | t_j \in [a+\delta, b-\delta], j \in \{1, \dots, p\}\}$. For any $t \in I_\delta$ we have

$$\frac{1}{n} \sum_{i=1}^n Z_{\delta,i}(t)Y_i = \mathbb{E}(Z_{\delta,i}(t)Y_i) + \frac{1}{n} \sum_{i=1}^n (Z_{\delta,i}(t)Y_i - \mathbb{E}(Z_{\delta,i}(t)Y_i)). \tag{54}$$

In the case in which there are no points of impact, i.e. $S = 0$. we then have $\mathbb{E}(Z_{\delta,i}(t)Y_i) = 0$ for all $t \in [a-\delta, b-\delta]$ and all $\delta > 0$. Lemma B.3 implies that

$$P\left(\sup_{t \in [a+\delta, b-\delta]} \frac{|\frac{1}{n} \sum_{i=1}^n Z_{\delta,i}(t)Y_i|}{(\frac{1}{n} \sum_{i=1}^n Z_{\delta,i}(t)^2)^{1/2}} \leq \lambda_n\right) \rightarrow 1,$$

and hence $P(\widehat{S} = S) \rightarrow 1$, as $n \rightarrow \infty$.

Now consider the case $S \geq 1$. Select some arbitrary $\alpha > 2$. As $n \rightarrow \infty$ we have $\delta \equiv \delta_n \rightarrow 0$. Therefore, $\tau_r \in [a+\delta, b-\delta]$, $r = 1, \dots, S$, as well as $\sqrt{\delta}/\alpha < \frac{1}{2} \min_{r \neq s} |\tau_r - \tau_s|$, provided that n is sufficiently large.

Let $I_{r,\delta,\alpha} := \{t \in I_\delta | |t - \tau_r| \leq \sqrt{\delta}/\alpha\}$, $r = 1, \dots, S$, as well as $I_{\delta,\alpha} = \bigcup_{r=1}^S I_{r,\delta,\alpha}$ and $I_{\delta,\alpha}^C := I_\delta \setminus I_{\delta,\alpha}$.

By our assumptions on the sequence $\delta \equiv \delta_n$ we can infer from (54), (49), and (42) that there exist constants $0 < C_1 < \infty$ and $0 < C_2 < \infty$ such that the event

$$\sup_{t \in I_{\delta,\alpha}^C} \left| \frac{1}{n} \sum_{i=1}^n Z_{\delta,i}(t)Y_i \right| \leq C_1 \sqrt{\frac{\delta^\kappa}{n}} |\log \delta| + C_2 \alpha^{2-\kappa} \delta^{1+\kappa/2} \tag{55}$$

holds with probability tending to 1 as $n \rightarrow \infty$. Since by assumption $\frac{|\log \delta|}{n\delta^\kappa} \rightarrow 0$ and hence $\sqrt{\frac{\delta^\kappa}{n} |\log \delta|} = o(\delta^\kappa)$, the decomposition given in (54) together with (50) and (42) imply the existence of a constant $0 < C_3 < Q_2$ such that

$$\sup_{t \in I_{r,\delta,\alpha}, |t-\tau_r| \geq \delta/2} \left| \frac{1}{n} \sum_{i=1}^n Z_{\delta,i}(t) Y_i \right| \leq (1 - C_3) |\vartheta_r| c(\tau_r) \delta^\kappa, \quad r = 1, \dots, S \quad (56)$$

hold with probability tending to 1 as $n \rightarrow \infty$.

For $r = 1, \dots, S$ let $j(r)$ be an index satisfying $|\tau_r - t_{j(r)}| = \min_{j=1, \dots, p} |\tau_r - t_j|$. Obviously $|\tau_r - t_{j(r)}| \leq \frac{b-a}{2(p-1)}$ and by (19) our conditions on $p \equiv p_n$ imply

$$|\mathbb{E}(Z_{\delta,i}(t_{j(r)}) X_i(\tau_r)) - c(\tau_r) \delta^\kappa| = o(\delta^\kappa), \quad r = 1, \dots, S.$$

Using again (42) together with $\sqrt{\frac{\delta^\kappa}{n} |\log \delta|} = o(\delta^\kappa)$ and (20), we can thus conclude that there exists a sequence $\{\epsilon_n\}$ of positive numbers with $\lim_{n \rightarrow \infty} \epsilon_n \rightarrow 0$ such that

$$\left| \frac{1}{n} \sum_{i=1}^n Z_{\delta,i}(t_{j(r)}) Y_i \right| \geq (1 - \epsilon_n) |\vartheta_r| c(\tau_r) \delta^\kappa, \quad r = 1, \dots, S \quad (57)$$

holds with probability tending to 1 as $n \rightarrow \infty$.

Now define

$$\tilde{\tau}_r := \arg \max_{t \in I_\delta: |t-\tau_r| \leq \delta/2} \left| \frac{1}{n} \sum_{i=1}^n Z_{\delta,i}(t) Y_i \right|. \quad (58)$$

Since $\delta^{1+\kappa/2} = o(\delta^\kappa)$ and since $\alpha > 2$, one can infer from (55) - (57) that the following assertions hold with probability tending to 1 as $n \rightarrow \infty$:

$$\tilde{\tau}_r = \arg \max_{t \in I_{r,\delta,\alpha}} \left| \frac{1}{n} \sum_{i=1}^n Z_{\delta,i}(t) Y_i \right| = \arg \max_{t \in I_{r,\delta,\alpha} \cup I_{\delta,\alpha}^C} \left| \frac{1}{n} \sum_{i=1}^n Z_{\delta,i}(t) Y_i \right|, \quad r = 1, \dots, S, \quad (59)$$

as well as

$$I_{r,\delta,\alpha} \subset [\tilde{\tau}_r - \sqrt{\delta}/2, \tilde{\tau}_r + \sqrt{\delta}/2] \quad r = 1, \dots, S. \quad (60)$$

But under (59) and (60) construction of the estimators $\hat{\tau}_k$, $k = 1, \dots, S$, for the first S steps of our estimation procedure implies that $\{\hat{\tau}_1, \dots, \hat{\tau}_S\} = \{\tilde{\tau}_1, \dots, \tilde{\tau}_S\}$. Therefore,

$$P(\{\hat{\tau}_1, \dots, \hat{\tau}_S\} = \{\tilde{\tau}_1, \dots, \tilde{\tau}_S\}) \rightarrow 1 \quad (61)$$

$$P\left(I_\delta \setminus \bigcup_{r=1}^S [\hat{\tau}_r - \sqrt{\delta}/2, \hat{\tau}_r + \sqrt{\delta}/2] \subset I_{\delta,\alpha}^C\right) \rightarrow 1 \quad (62)$$

as $n \rightarrow \infty$.

By definition of $\tilde{\tau}_r$, $r = 1, \dots, S$, in (58) it already follows from (61) that $\hat{\tau}_1, \dots, \hat{\tau}_S$ provide consistent estimators of the true points of impact. Some more precise approximations are, however, required to show Assertion (6).

Note that for all $r = 1, \dots, S$ and all $t \in (a, b)$

$$\begin{aligned}
\frac{1}{n} \sum_{i=1}^n Z_{\delta,i}(t) Y_i &= \mathbb{E}(Z_{\delta,i}(t) Y_i) - (\mathbb{E}(Z_{\delta,i}(\tau_r) Y_i) - c(\tau_r) \vartheta_r \delta^\kappa) \\
&+ \frac{1}{n} \sum_{i=1}^n [(Z_{\delta,i}(t) - Z_{\delta,i}(\tau_r)) Y_i - \mathbb{E}((Z_{\delta,i}(t) - Z_{\delta,i}(\tau_r)) Y_i)] \\
&+ \frac{1}{n} \sum_{i=1}^n Z_{\delta,i}(\tau_r) Y_i - \mathbb{E}(Z_{\delta,i}(\tau_r) Y_i) + (\mathbb{E}(Z_{\delta,i}(\tau_r) Y_i) - c(\tau_r) \vartheta_r \delta^\kappa)
\end{aligned} \tag{63}$$

Note that for all sufficiently large n , our assumptions on p_n guarantee that $|\tau_r - t_{j(r)}| \leq \frac{b-a}{2(p-1)} \leq M_L n^{-1/\kappa}$ for some constant $M_L < 1$. Let $M_p := \arg \max\{m \in \mathbb{N} \mid \frac{\delta}{2^m} \geq 2n^{-1/\kappa}\}$.

Our assumptions on the sequence $\delta \equiv \delta_n$ yield $\sup_{m=1, \dots, M_p} \frac{|2^{-m/2} \delta|^{\min\{2\kappa, 2\}}}{2^{-\kappa m} \delta^\kappa} \rightarrow 0$.

We can therefore infer from (51) that there are constants $0 < C_{5,m} < C_{6,m} < \infty$ with $\inf(C_{6,m} - C_{5,m}) \geq M_C$ for some constant $M_C > 0$ such that for all $m = 1, 2, \dots, M_p$ and all sufficiently large n

$$\begin{aligned}
\sup_{t \in I_{r,\delta,\alpha}, |t-\tau_r| \geq \frac{\delta}{2^{m+1}}} |\mathbb{E}(Z_{\delta,i}(t) Y_i) - (\mathbb{E}(Z_{\delta,i}(\tau_r) Y_i) - c(\tau_r) \vartheta_r \delta^\kappa)| &\leq |\vartheta_r| c(\tau_r) \left(\delta^\kappa - C_{6,m} \frac{\delta^\kappa}{2^{\kappa m}} \right), \\
|\mathbb{E}(Z_{\delta,i}(t_{j(r)}) Y_i) - (\mathbb{E}(Z_{\delta,i}(\tau_r) Y_i) - c(\tau_r) \vartheta_r \delta^\kappa)| &> |\vartheta_r| c(\tau_r) \left(\delta^\kappa - C_{5,m} \frac{\delta^\kappa}{2^{\kappa m}} \right)
\end{aligned} \tag{64}$$

hold for every $r = 1, \dots, S$.

On the other hand, the exponential inequality (33) obviously implies the existence of a constant $0 < C_7 < \infty$ such that for any $0 < q \leq \sqrt{n}$

$$P \left(\sup_{|t-\tau_r| \leq \delta/2^m} \left| \frac{1}{n} \sum_{i=1}^n [(Z_{\delta,i}(t) - Z_{\delta,i}(\tau_r)) Y_i - \mathbb{E}((Z_{\delta,i}(t) - Z_{\delta,i}(\tau_r)) Y_i)] \right| \leq C_7 q \sqrt{\frac{\delta^\kappa}{2^{\kappa m} n}} \right) \geq 1 - \frac{1}{q}, \tag{65}$$

holds for all $m = 1, 2, \dots$ and each $r = 1, \dots, S$.

For all $m = 1, 2, \dots$ and $r = 1, \dots, S$ let $\mathcal{A}(n, m, r)$ denote the event that

$$\sup_{|t-\tau_r| \leq \delta/2^m} \left| \frac{1}{n} \sum_{i=1}^n [(Z_{\delta,i}(\tau_r) - Z_{\delta,i}(t)) Y_i - \mathbb{E}((Z_{\delta,i}(\tau_r) - Z_{\delta,i}(t)) Y_i)] \right| < (C_{6,m} - C_{5,m}) |\vartheta_r| c(\tau_r) \frac{\delta^\kappa}{2^{\kappa m}}.$$

Inequality (65) implies that with $C_8 := \frac{C_7}{M_C (\min_{r=1, \dots, S} |\vartheta_r| c(\tau_r))}$ the complementary events $\mathcal{A}(n, m, r)^C$ can be bounded by

$$P(\mathcal{A}(n, m, r)^C) \leq C_8 \sqrt{\frac{2^{\kappa m}}{\delta^\kappa n}} \tag{66}$$

for all $m = 1, 2, \dots$ and $r = 1, \dots, S$. If $m \leq M_p$, then (63) and (64) imply that under $\mathcal{A}(n, m, r)$ we have

$$\tilde{\tau}_{r,m} := \arg \sup_{t \in I_{r,\delta,\alpha}, |t-\tau_r| \leq \delta/2^m} \left| \frac{1}{n} \sum_{i=1}^n Z_{\delta,i}(t) Y_i \right| \in \left[\tau_r - \frac{\delta}{2^{m+1}}, \tau_r + \frac{\delta}{2^{m+1}} \right] \quad (67)$$

for each $r = 1, \dots, S$ and all sufficiently large n .

Choose an arbitrary $\epsilon > 0$ and set

$$m^*(\epsilon) := \max \left\{ m = 1, 2, \dots \mid \epsilon \geq C_8 \sqrt{\frac{2^{\kappa m}}{\delta^{\kappa n}}} \right\}$$

whenever there exists an integer $m > 0$ such that $\epsilon \geq C_8 \sqrt{\frac{2^{\kappa m}}{\delta^{\kappa n}}}$ and set $m^*(\epsilon) := 1$ otherwise. Furthermore define

$$m(\epsilon) := \min\{m^*(\epsilon), M_p\}.$$

By our assumptions on $\delta \equiv \delta_n$ there then obviously exists a constant $A(\epsilon) < \infty$ such that for all sufficiently large n ,

$$\frac{\delta}{2^{m(\epsilon)}} \leq A(\epsilon) n^{-1/\kappa}. \quad (68)$$

Now consider the event $\mathcal{A}(n, \epsilon) := \bigcap_{r=1}^S \bigcap_{m=1}^{m(\epsilon)} \mathcal{A}(n, m, r)$. By (66) the Bonferroni inequality implies that

$$P(\mathcal{A}(n, \epsilon)) \geq 1 - 2^{\kappa/2} S \sum_{m=1}^{m(\epsilon)} C_8 \sqrt{\frac{2^{\kappa m}}{\delta^{\kappa n}}} \geq 1 - 2^{\kappa/2} S \sum_{m=0}^{m(\epsilon)-1} \left(\frac{1}{2^{\kappa/2}}\right)^{m(\epsilon)-m} \epsilon \geq 1 - \frac{2^{\kappa/2} S \epsilon}{1 - (\frac{1}{2})^{\kappa/2}}. \quad (69)$$

But under event $\mathcal{A}(n, \epsilon)$ we can infer from (67) that

$$\tilde{\tau}_{r,1} = \tilde{\tau}_{r,2} = \dots = \tilde{\tau}_{r,m(\epsilon)}. \quad (70)$$

Additionally let $\mathcal{A}^*(n)$ denote the event that $\{\hat{\tau}_1, \dots, \hat{\tau}_S\} = \{\tilde{\tau}_1, \dots, \tilde{\tau}_S\}$. The definitions in (58) and (67) yield $\tilde{\tau}_{r,1} = \tilde{\tau}_r$, $r = 1, \dots, S$, and we can thus conclude from (68) and (70) that under events $\mathcal{A}^*(n)$ and $\mathcal{A}(n, \epsilon)$ we have

$$\max_{r=1, \dots, S} \min_{s=1, \dots, S} |\hat{\tau}_r - \tau_s| = \max_{r=1, \dots, S} \min_{s=1, \dots, S} |\tilde{\tau}_{r,m(\epsilon)} - \tau_s| \leq \frac{\delta}{2^{m(\epsilon)+1}} \leq \frac{A(\epsilon)}{2} n^{-1/\kappa} \quad (71)$$

for all n sufficiently large.

Recall that by (61) we have $P(\mathcal{A}^*(n)) \rightarrow 1$ as $n \rightarrow \infty$. Since ϵ is arbitrary, (6) thus follows from (69) and (71).

It remains to prove Assertion (7). For some $A^* < A$ with $D \leq A^*$ define $\lambda_n^* < \lambda_n$ by $\lambda_n^* := A^* \sqrt{\frac{\sigma_{|y|}^2}{n}} \log\left(\frac{b-a}{\delta}\right)$. By (41) it is immediately seen that in addition to (55) also

$$\sup_{t \in I_{\delta,\alpha}^C} \frac{\left| \frac{1}{n} \sum_{i=1}^n Z_{\delta,i}(t) Y_i \right|}{\sqrt{\frac{1}{n} \sum_{i=1}^n Z_{\delta,i}(t)^2}} \leq \lambda_n^* + C_2 \alpha^{2-\kappa} \frac{\delta^{1+\kappa/2}}{\inf_{t \in I_{\delta,\alpha}^C} \sqrt{\frac{1}{n} \sum_{i=1}^n Z_{\delta,i}(t)^2}}$$

holds with probability tending to 1 as $n \rightarrow \infty$.

But (40) and our assumptions on the sequence $\delta \equiv \delta_n$ lead to $\frac{\delta^{1+\kappa/2}}{\inf_{t \in I_{\delta, \alpha}^C} \sqrt{\frac{1}{n} \sum_{i=1}^n Z_{\delta, i}(t)^2}} = o_P(\lambda_n^*)$.

Using (62), the construction of the estimator $\widehat{\tau}_{S+1}$ therefore implies that as $n \rightarrow \infty$,

$$P \left(\frac{|\frac{1}{n} \sum_{i=1}^n Z_{\delta, i}(\widehat{\tau}_{S+1}) Y_i|}{\sqrt{\frac{1}{n} \sum_{i=1}^n Z_{\delta, i}(\widehat{\tau}_{S+1})^2}} < \lambda_n \right) = P \left(\sup_{t \in I_{\delta, \alpha}^C} \frac{|\frac{1}{n} \sum_{i=1}^n Z_{\delta, i}(t) Y_i|}{\sqrt{\frac{1}{n} \sum_{i=1}^n Z_{\delta, i}(t)^2}} \leq \lambda_n \right) \rightarrow 1,$$

while (57) together with (61), (39) and (40) yield

$$P \left(\min_{r=1, \dots, S} \frac{|\frac{1}{n} \sum_{i=1}^n Z_{\delta, i}(\widehat{\tau}_r) Y_i|}{\sqrt{\frac{1}{n} \sum_{i=1}^n Z_{\delta, i}(\widehat{\tau}_r)^2}} > \lambda_n \right) \rightarrow 1.$$

By definition of our estimator \widehat{S} , (7) is an immediate consequence. \square

C Subsequent estimation of g

In this appendix, $\|X\|_{\Psi} = \inf\{C > 0 | \mathbb{E}(\Psi(|X|/C)) \leq 1\}$ refers to the Orlicz norm of a random variable X with respect to $\Psi(x) = \exp(n/6(\sqrt{1 + 2\sqrt{6}x/\sqrt{n}} - 1)^2) - 1$. Similar we use for $p \geq 1$ the Orlicz norm $\|X\|_p = \{\inf C > 0 : (\mathbb{E}(|X|^p))^{1/p} < C\}$ which corresponds to the usual L_p -norm.

For the proofs of this section we need the following Lemma:

Lemma C.1. *Under Assumption 2.1, there exist constants $M < \infty$, $M_* < \infty$ and $M_{**} < \infty$ such that for all sufficiently small $s > 0$, all $q \in [-1, 1]$, all $t \in (a, b)$ and all $t^* \in [a, b]$ we have*

$$|\mathbb{E}((X_i(t + qs) - X_i(t))X_i(t^*))| \leq M|qs|^{\min\{1, \kappa\}}. \quad (72)$$

and for all $q_1, q_2 \in [-1, 1]$

$$\mathbb{E} \left((X_i(\tau_r + sq_1) - X_i(\tau_r + sq_2))^2 \right) \leq M_* |q_1 - q_2|^{\kappa} s^{\kappa} \leq M_{**} s^{\kappa}. \quad (73)$$

Proof of Lemma C.1. Let $q \in [-1, 1]$ and choose an arbitrary $t^* \in [a, b]$ as well as $t \in (a, b)$ for all sufficiently small s it then follows from Taylor expansions that

$$\begin{aligned} \mathbb{E}((X_i(t + qs) - X_i(t))X_i(t^*)) &= \omega(t + qs, t^*, |t + qs - t^*|^{\kappa}) - \omega(t, t^*, |t - t^*|^{\kappa}) \\ &= O(qs + (|t + qs - t^*|^{\kappa} - |t - t^*|^{\kappa})). \end{aligned}$$

Assertion (72) then follows immediately from the fact that $||t + qs - t^*|^\kappa - |t - t^*|^\kappa| = O(|qs|^{\min\{1, \kappa\}})$ as well as $|qs| = O(|qs|^{\min\{1, \kappa\}})$.

Moreover, further Taylor expansions can be used to show that for all $q_1, q_2 \in [-1, 1]$, all $t \in (a, b)$ and all sufficiently small $s > 0$ we have

$$\begin{aligned} \mathbb{E} \left((X_i(t + q_1s) - X_i(t + q_2s))^2 \right) &= \omega(t + q_1s, t + q_1s, 0) + \omega(t + q_2s, t + q_2s, 0) \\ &\quad - \omega(t + q_1s, t + q_2s, |(q_1 - q_2)s|^\kappa) - \omega(t + q_2s, t + q_1s, |(q_1 - q_2)s|^\kappa) \\ &= \omega(t + q_1s, t + q_1s, 0) + \omega(t + q_2s, t + q_2s, 0) \\ &\quad - \omega(t + q_1s, t + q_2s, 0) - \omega(t + q_2s, t + q_1s, 0) + O(|(q_1 - q_2)s|^\kappa) \\ &= O\left((q_1 - q_2)^2 s^2\right) + O\left(|q_1 - q_2|^\kappa s^\kappa\right) = O\left(|q_1 - q_2|^\kappa s^\kappa\right), \end{aligned}$$

proving Assertion (73). □

C.1 The nonparametric case

In order to proof Theorem 3.1 we need auxiliary results.

Proposition C.1. *Let $X_i = (X_i(t) : t \in [a, b])$, $i=1, \dots, n$, be i.i.d. Gaussian processes with covariance functions $\sigma(s, t)$ satisfying Assumption 2.1. For any differentiable and bounded function $F(x_1, \dots, x_S)$ with $|\mathbb{E} \left(\frac{\partial}{\partial x_r} F(X_i(\tau_1), \dots, X_i(\tau_S)) \right)| < \infty$ for $r = 1, \dots, S$, we then have*

$$\frac{1}{n} \sum_{i=1}^n (X_i(\hat{\tau}_r) - X_i(\tau_r)) F(X_i(\tau_1), \dots, X_i(\tau_S)) = O_p \left(n^{-\min\{1, \frac{1}{\kappa}\}} \sum_{r=1}^S \left| \mathbb{E} \left(\frac{\partial}{\partial x_r} F(X_i(\tau_1), \dots, X_i(\tau_S)) \right) \right| \right) \quad (74)$$

$$\frac{1}{n} \sum_{i=1}^n (X_i(\hat{\tau}_r) - X_i(\tau_r))^2 = O_p(n^{-1}) \quad (75)$$

$$\frac{1}{n} \sum_{i=1}^n (X_i(\hat{\tau}_r) - X_i(\tau_r)) \varepsilon_i F(X_i(\tau_1), \dots, X_i(\tau_S)) = O_p(n^{-1}), \quad (76)$$

$$\frac{1}{n} \sum_{i=1}^n (X_i(\hat{\tau}_r) - X_i(\tau_r))^4 = O_p(n^{-2}) \quad (77)$$

Proof of Proposition C.1. To ease notation, let $F(\mathbf{X}_i) = F(X_i(\tau_1), \dots, X_i(\tau_S))$. For an arbitrary choice of $r \in \{1, \dots, S\}$ choose any $0 < s$ sufficiently small and define for $q_1, q_2 \in [-1, 1]$

$$\begin{aligned} \chi_i(q_1, q_2) &:= (X_i(\tau_r + sq_1) - X_i(\tau_r)) F(\mathbf{X}_i) - (X_i(\tau_r + sq_2) - X_i(\tau_r)) F(\mathbf{X}_i) \\ &\quad - \mathbb{E} \left((X_i(\tau_r + sq_1) - X_i(\tau_r)) F(\mathbf{X}_i) - (X_i(\tau_r + sq_2) - X_i(\tau_r)) F(\mathbf{X}_i) \right) \\ &= (X_i(\tau_r + sq_1) - X_i(\tau_r + sq_2)) F(\mathbf{X}_i) - \mathbb{E} \left((X_i(\tau_r + sq_1) - X_i(\tau_r + sq_2)) F(\mathbf{X}_i) \right) \end{aligned}$$

We then have $\mathbb{E}(\chi_i(q_1, q_2)) = 0$ and it follows from some straightforward calculations, since $|F(\mathbf{X}_i)| \leq M_F < \infty$, that there exists a constant $0 < M_1 < \infty$ such that for $m = 2, 3, \dots$ we have

$$\mathbb{E}\left(\left|\frac{1}{s^{\kappa/2}}\chi_i(q_1, q_2)\right|^m\right) \leq \frac{m!}{2}(M_1|q_1 - q_2|^{\kappa/2})^m. \quad (78)$$

Corollary 1 in van de Geer and Lederer (2013) now guarantees that there exists a constant $0 < M_2 < \infty$ such that the Orlicz norm of $\frac{1}{\sqrt{ns^\kappa}} \sum_{i=1}^n \chi_i(q_1, q_2)$ can be bounded, i.e., we have for some $0 < M_2 < \infty$:

$$\left\| \frac{1}{\sqrt{ns^\kappa}} \sum_{i=1}^n \chi_i(q_1, q_2)^m \right\|_\Psi \leq M_2 |q_1 - q_2|^{\kappa/2}. \quad (79)$$

The proof then follows from maximum inequalities of empirical processes. By (79) one can apply Theorem 2.2.4 of van der Vaart and Wellner (1996). The covering integral in this theorem can easily be seen to be finite and one can thus infer that there exists a constant $0 < M_3 < \infty$ such that

$$\mathbb{E}\left(\exp\left(\sup_{q_1, q_2 \in [-1, 1]} n/6 \left(\sqrt{1 + 2\sqrt{\frac{6}{nM_3^2}} \left|\frac{1}{\sqrt{ns^\kappa}} \sum_{i=1}^n \chi_i(q_1, q_2)\right| - 1\right)^2\right)\right)\right) \leq 2.$$

For every $x > 0$, the Markov inequality then yields

$$P\left(\sup_{q_1, q_2 \in [-1, 1]} \left|\frac{1}{\sqrt{ns^\kappa}} \sum_{i=1}^n \chi_i(q_1, q_2)\right| \geq x \frac{M_3}{2\sqrt{6}}\right) \leq 2 \exp\left(-\frac{n}{6}(\sqrt{1 + x/\sqrt{n}} - 1)^2\right).$$

For improving the readability, it then follows from a Taylor expansion of $\frac{n}{6}(\sqrt{1 + x/\sqrt{n}} - 1)^2$ that there exists a constant $0 < M_4 < \infty$ such that for all $0 < x \leq \sqrt{n}$ we have

$$P\left(\sup_{q_1, q_2 \in [-1, 1]} \left|\frac{1}{\sqrt{ns^\kappa}} \sum_{i=1}^n \chi_i(q_1, q_2)\right| < M_4 x\right) \geq 1 - 2 \exp(-x^2). \quad (80)$$

Now, note that it follows from Theorem 2.1 that

$$\mathbb{E}(X(t^*)F(\mathbf{X}_i)) = \sum_{r=1}^S \mathbb{E}(X_i(t^*)X_i(\tau_r)) \mathbb{E}\left(\frac{\partial}{\partial x_r} F(\mathbf{X}_i)\right).$$

Together with (72) we we then have for all $q_1 \in [-1, 1]$ for some constant $M_5 < \infty$:

$$\begin{aligned} |\mathbb{E}((X_i(\tau_r + sq_1) - X_i(\tau_r))F(\mathbf{X}_i))| &= \left| \sum_{l=1}^S \mathbb{E}\left(\frac{\partial}{\partial x_r} F(\mathbf{X}_i)\right) \mathbb{E}((X_i(\tau_r + sq_1) - X_i(\tau_r))X_i(\tau_l)) \right| \\ &\leq M_5 s^{\min\{1, \kappa\}} \left(\sum_{l=1}^S |\mathbb{E}\left(\frac{\partial}{\partial x_l} F(\mathbf{X}_i)\right)| \right). \end{aligned} \quad (81)$$

Using (81) together with (80) we then can conclude that for all $0 < x \leq \sqrt{n}$:

$$P\left(\sup_{\tau_r-s \leq u_r \leq \tau_r+s} \left| \frac{1}{n} \sum_{i=1}^n (X_i(u_r) - X_i(\tau_r)) F(\mathbf{X}_i) \right| < M_5 s^{\min\{1, \kappa\}} \left(\sum_{l=1}^S \left| \mathbb{E} \left(\frac{\partial}{\partial x_l} F(\mathbf{X}_i) \right) \right| \right) + M_4 \frac{s^{\frac{\kappa}{2}}}{\sqrt{n}} x \right) \geq 1 - 2 \exp(-x^2). \quad (82)$$

Since $|\widehat{\tau}_r - \tau_r| = O_p(n^{-\frac{1}{\kappa}})$, Assertion (74) then follows immediately.

The proof of Assertion (75) follows from similar steps. Define

$$\begin{aligned} \chi_i^{(1)}(q_1, q_2) &:= (X_i(\tau_r + sq_1) - X_i(\tau_r))^2 - (X_i(\tau_r + sq_2) - X_i(\tau_r))^2 \\ &\quad - \mathbb{E} \left((X_i(\tau_r + sq_1) - X_i(\tau_r))^2 - (X_i(\tau_r + sq_2) - X_i(\tau_r))^2 \right). \end{aligned}$$

We then have $\mathbb{E} \left(\chi_i^{(1)}(q_1, q_2) \right) = 0$ and with

$$\begin{aligned} &(X_i(\tau_r) - X_i(\tau_r + sq_1))^2 - (X_i(\tau_r) - X_i(\tau_r + sq_2))^2 \\ &= (X_i(\tau_r + sq_2) - X_i(\tau_r + sq_1))(2X_i(\tau_r) - X_i(\tau_r + sq_1) - X_i(\tau_r + sq_2)), \end{aligned}$$

it follows from some straightforward calculations, that there exists a constant $0 < M_6 < \infty$ such that for $m = 2, 3, \dots$ we have

$$\mathbb{E} \left(\left| \frac{1}{s^\kappa} \chi_i^{(1)}(q_1, q_2) \right|^m \right) \leq \frac{m!}{2} (M_6 |q_1 - q_2|^{\kappa/2})^m \quad (83)$$

Once more, Corollary 1 in van de Geer and Lederer (2013) now guarantees that there exists a constant $M_7 < \infty$ such that

$$\left\| \frac{1}{\sqrt{n} s^\kappa} \sum_{i=1}^n \chi_i(q_1, q_2)^m \right\|_\Psi \leq M_7 |q_1 - q_2|^{\kappa/2}. \quad (84)$$

By (84) another application of the maximal inequalities of empirical processes, using similar steps as in the proof of Assertion (74), and since by (73) we have $\mathbb{E} \left((X_i(\tau_r + sq_1) - X_i(\tau_r))^2 \right) \leq M_8 s^\kappa$ for some constant $M_8 < \infty$, we can conclude that for all $0 < x \leq \sqrt{n}$ we have for some constant $0 \leq M_9 < \infty$:

$$P\left(\sup_{\tau_r-s \leq u_r \leq \tau_r+s} \left| \frac{1}{n} \sum_{i=1}^n (X_i(u_r) - X_i(\tau_r))^2 \right| < M_8 s^\kappa + M_9 \frac{s^\kappa}{\sqrt{n}} x \right) \geq 1 - 2 \exp(-x^2). \quad (85)$$

Since $|\widehat{\tau}_r - \tau_r| = O_p(n^{-\frac{1}{\kappa}})$, Assertion (76) then follows immediately.

In order to show assertion (76) we make use the Orlicz-norm $\|X\|_p$. Choose some $p > \frac{2}{\kappa} = p_\kappa$, and let p be even. Note that $\mathbb{E} \left((X_i(\tau_r + sq_1) - X_i(\tau_r +$

$sq_2))\varepsilon_i F(\mathbf{X}_i)) = 0$. For all sufficiently small $0 < s$ and all $q_1, q_2 \in [-1, 1]$ it is easy to show that there exists a constant $M_{10} < \infty$ such that

$$\mathbb{E}\left|s^{-\kappa/2} \frac{1}{\sqrt{n}} \sum_{i=1}^n (X_i(\tau_r + sq_1) - X_i(\tau_r + sq_2))\varepsilon_i F(\mathbf{X}_i)\right|^p \leq M_{10}^p |q_1 - q_2|^{\frac{p\kappa}{2}}.$$

We may conclude that

$$\left\|s^{-\kappa/2} \frac{1}{\sqrt{n}} \sum_{i=1}^n (X_i(\tau_r + sq_1) - X_i(\tau_r + sq_2))\varepsilon_i F(\mathbf{X}_i)\right\|_p \leq M_{10} |q_1 - q_2|^{\frac{\kappa}{2}}. \quad (86)$$

By inequality (86) one may once again apply Theorem 2.2.4 in van der Vaart and Wellner (1996). Our condition on p ensures that the covering integral appearing in this theorem is finite. The maximum inequalities of empirical processes then imply:

$$\left\| \sup_{q_1, q_2 \in [-1, 1]} \left|s^{-\kappa/2} \frac{1}{\sqrt{n}} \sum_{i=1}^n (X_i(\tau_r + sq_1) - X_i(\tau_r + sq_2))\varepsilon_i F(\mathbf{X}_i)\right| \right\|_{\Psi_p} \leq M_{11}$$

for some constant $M_{11} < \infty$. At the same time, the Markov inequality implies

$$\begin{aligned} & P\left(\sup_{\tau_r - s \leq u \leq \tau_r + s} \left| \frac{1}{n} \sum_{i=1}^n (X_i(u) - X_i(\tau_r))\varepsilon_i F(\mathbf{X}_i) \right| > s^{\kappa/2} \frac{x}{\sqrt{n}} \right) \\ & \leq P\left(\left| \sup_{q_1, q_2 \in [-1, 1]} \left|s^{-\frac{\kappa}{2}} \frac{1}{\sqrt{n}} \sum_{i=1}^n (X_i(\tau_r + sq_1) - X_i(\tau_r + sq_2))\varepsilon_i F(\mathbf{X}_i)\right|^p > x^p \right) \leq \frac{M_{11}^p}{x^p}. \end{aligned}$$

Assertion (76) then follows from $|\widehat{\tau}_r - \tau_r| = O_p(n^{-\frac{1}{\kappa}})$.

It remains to proof (77). For real numbers x and y it obviously holds that $x^4 - y^4 = (x - y)(x + y)(x^2 + y^2)$. With the help of this equation and inequality (73) it is easy to see that there exists a constant $M_{12} < \infty$ such that for all $p \geq 1$, all sufficiently small s , all $q_1, q_2 \in [-1, 1]$ we now have

$$\begin{aligned} & \mathbb{E}\left(\left|s^{-2\kappa} \frac{1}{\sqrt{n}} \sum_{i=1}^n ((X_i(\tau_r + sq_1) - X_i(\tau_r))^4 - (X_i(\tau_r + sq_2) - X_i(\tau_r))^4) \right. \right. \\ & \quad \left. \left. - \mathbb{E}((X_i(\tau_r + sq_1) - X_i(\tau_r))^4 - (X_i(\tau_r + sq_2) - X_i(\tau_r))^4) \right|^p \right) \leq M_{12}^p |q_1 - q_2|^{\frac{p\kappa}{2}}. \end{aligned} \quad (87)$$

At the same time inequality (73) implies that there exists a constant $0 < M_{13} < \infty$ such that $|\mathbb{E}((X_i(\tau_r + sq_1) - X_i(\tau_r))^4)| \leq M_{13}s^{2\kappa}$. Choose some $p > \frac{2}{\kappa}$, by (87) and with the help of another application of the maximum inequalities for empirical processes we can then conclude that there exists a constant $M_{14} < \infty$ such that

$$P\left(\sup_{\tau_r - s \leq u \leq \tau_r + s} \left| \frac{1}{n} \sum_{i=1}^n (X_i(u) - X_i(\tau_r))^4 \right| > M_{13}s^{2\kappa} + \frac{s^{2\kappa}}{\sqrt{n}}x \right) \leq \frac{M_{14}^p}{x^p},$$

Assertion (77) then follows once more from $|\widehat{\tau}_r - \tau_r| = O_p(n^{-\frac{1}{\kappa}})$. \square

Suppose $\widehat{S} = S$, the feasible kernel density estimator for the density $f_\tau(x)$ of $(X_i(\tau_1), \dots, X_i(\tau_S))$ replaces the unknown τ_r with their estimates $\widehat{\tau}_r$:

$$\widehat{f}_{\widehat{\tau}}(\mathbf{x}) = \widehat{f}_{\widehat{\tau}}(x_1, \dots, x_S) = \frac{1}{nh_1 \cdots h_S} \sum_{i=1}^n K\left(\frac{X_i(\widehat{\tau}_1) - x_1}{h_1}, \dots, \frac{X_i(\widehat{\tau}_S) - x_S}{h_S}\right).$$

Theorem C.1. *Let $\widehat{S} = S$, $\max_{r=1, \dots, S} |\widehat{\tau}_r - \tau_r| = O_p(n^{-1/\kappa})$ and let X_i be Gaussian process satisfying Assumption 2.1. If the Kernel $K : \mathbb{R}^S \rightarrow \mathbb{R}$ is bounded and twice continuously differentiable with bounded derivatives, we then have*

$$\widehat{f}_{\widehat{\tau}}(\mathbf{x}) = \widehat{f}_\tau(\mathbf{x}) + O_p\left(\sum_{r=1}^S \frac{1}{n^{\min\{1, 1/\kappa\}}(h_1 \cdots h_S)h_r^2}\right). \quad (88)$$

Proof of Theorem C.1. By the usual decomposition we have

$$\widehat{f}_{\widehat{\tau}}(\mathbf{x}) = \widehat{f}_\tau(\mathbf{x}) + \frac{1}{nh_1 \cdots h_S} \sum_{i=1}^n \left(K\left(\frac{\mathbf{X}_i(\widehat{\tau}) - \mathbf{x}}{\mathbf{h}}\right) - K\left(\frac{\mathbf{X}_i(\tau) - \mathbf{x}}{\mathbf{h}}\right) \right), \quad (89)$$

with $K\left(\frac{\mathbf{X}_i(\widehat{\tau}) - \mathbf{x}}{\mathbf{h}}\right) = K\left(\frac{X_i(\widehat{\tau}_1) - x_1}{h_1}, \dots, \frac{X_i(\widehat{\tau}_S) - x_S}{h_S}\right)$ and $K\left(\frac{\mathbf{X}_i(\tau) - \mathbf{x}}{\mathbf{h}}\right) = K\left(\frac{X_i(\tau_1) - x_1}{h_1}, \dots, \frac{X_i(\tau_S) - x_S}{h_S}\right)$. A Taylor expansion then yields

$$\begin{aligned} & \frac{1}{nh_1 \cdots h_S} \sum_{i=1}^n \left(K\left(\frac{\mathbf{X}_i(\widehat{\tau}) - \mathbf{x}}{\mathbf{h}}\right) - K\left(\frac{\mathbf{X}_i(\tau) - \mathbf{x}}{\mathbf{h}}\right) \right) \\ &= \sum_{r=1}^S \frac{1}{h_r} \frac{1}{h_1 \cdots h_S} \frac{1}{n} \sum_{i=1}^n (X_i(\widehat{\tau}_r) - X_r(\tau_r)) K'_r\left(\frac{\mathbf{X}_i(\tau) - \mathbf{x}}{\mathbf{h}}\right) + \frac{1}{nh_1 \cdots h_S} \sum_{i=1}^n R_i(\mathbf{x}), \end{aligned} \quad (90)$$

where $|R_i(\mathbf{x})| \leq M \sum_{r=1}^S \left(\frac{X_i(\widehat{\tau}_r) - X_i(\tau_r)}{h_r}\right)^2$ for some constant $M < \infty$. Remember that under our assumptions we have by assertion (76) $\frac{1}{n} \sum_{i=1}^n (X_i(\widehat{\tau}_r) - X_r(\tau_r))^2 = O_p(n^{-1})$, hence:

$$\begin{aligned} \left| \frac{1}{nh_1 \cdots h_S} \sum_{i=1}^n R_i(\mathbf{x}) \right| &\leq \frac{1}{h_1 \cdots h_S} \frac{1}{n} \sum_{i=1}^n |R_i(\mathbf{x})| \\ &\leq M \sum_{r=1}^S \frac{1}{(h_1 \cdots h_S)h_r^2} \frac{1}{n} \sum_{i=1}^n (X_i(\widehat{\tau}_r) - X_r(\tau_r))^2 = O_p\left(\sum_{r=1}^S \frac{1}{(nh_1 \cdots h_S)h_r^2}\right). \end{aligned} \quad (91)$$

It then remains to bound $\frac{1}{n} \sum_{i=1}^n (X_i(\widehat{\tau}_r) - X_r(\tau_r)) K'_r\left(\frac{\mathbf{X}_i(\tau) - \mathbf{x}}{\mathbf{h}}\right)$. With $F(X_i(\tau_1), \dots, X_i(\tau_S)) = K'_r\left(\frac{X_i(\tau_1) - x_1}{h_1}, \dots, \frac{X_i(\tau_S) - x_S}{h_S}\right)$ we have

$$\frac{\partial}{\partial u_l} F(X_i(\tau_1), \dots, X_i(\tau_S)) = \frac{1}{h_l} K''_{rl}\left(\frac{X_i(\tau_1) - x_1}{h_1}, \dots, \frac{X_i(\tau_S) - x_S}{h_S}\right).$$

Since $|K_r''(\cdot)| < \infty$, it then follows from (74) in Proposition C.1 that

$$\frac{1}{n} \sum_{i=1}^n (X_i(\hat{\tau}_r) - X_r(\tau_r)) K_r' \left(\frac{\mathbf{X}_i(\boldsymbol{\tau}) - \mathbf{x}}{\mathbf{h}} \right) = O_p \left(n^{-\min\{1, 1/\kappa\}} \sum_{l=1}^S \frac{1}{h_l} \right). \quad (92)$$

Note that for some constant $0 < M_S < \infty$ we have $(\sum_{r=1}^S 1/h_r)^2 \leq M_S \sum_{r=1}^S 1/h_r^2$, we can thus conclude from (92) that

$$\sum_{r=1}^S \frac{1}{h_r} \frac{1}{h_1 \cdots h_S} \frac{1}{n} \sum_{i=1}^n (X_i(\hat{\tau}_r) - X_r(\tau_r)) K_r' \left(\frac{\mathbf{X}_i(\boldsymbol{\tau}) - \mathbf{x}}{\mathbf{h}} \right) = O_p \left(\sum_{r=1}^S \frac{1}{n^{\min\{1, 1/\kappa\}} (h_1 \cdots h_S) h_r^2} \right). \quad (93)$$

The assertion of the theorem now follows immediately from (89), (90), (91) and (93). \square

Proof of Theorem 3.1. The proof follows from generalizations of arguments used in proofs for nonparametric regression (see for example (Li and Racine, 2006, Ch. 2)). We have

$$\hat{g}_{\hat{\tau}}(\mathbf{x}) - g(\mathbf{x}) = \frac{(\hat{g}_{\hat{\tau}}(\mathbf{x}) - g(\mathbf{x})) \hat{f}_{\hat{\tau}}(\mathbf{x})}{\hat{f}_{\hat{\tau}}(\mathbf{x})} =: \frac{\hat{m}_{\hat{\tau}}(\mathbf{x})}{\hat{f}_{\hat{\tau}}(\mathbf{x})}, \quad (94)$$

where $\hat{m}_{\hat{\tau}}(\mathbf{x}) = (\hat{g}_{\hat{\tau}}(\mathbf{x}) - g(\mathbf{x})) \hat{f}_{\hat{\tau}}(\mathbf{x})$. With $Y_i = g(\mathbf{X}_i(\boldsymbol{\tau})) + \varepsilon_i$ we can then write

$$\hat{m}_{\hat{\tau}}(\mathbf{x}) = \hat{m}_{\hat{\tau},1}(\mathbf{x}) + \hat{m}_{\hat{\tau},2}(\mathbf{x}), \quad (95)$$

where

$$\hat{m}_{\hat{\tau},1}(\mathbf{x}) = \frac{1}{n(h_1 \cdots h_S)} \sum_{i=1}^n (g(\mathbf{X}_i(\boldsymbol{\tau})) - g(\mathbf{x})) K \left(\frac{\mathbf{X}_i(\hat{\boldsymbol{\tau}}) - \mathbf{x}}{\mathbf{h}} \right) \quad (96)$$

and

$$\hat{m}_{\hat{\tau},2}(\mathbf{x}) = \frac{1}{n(h_1 \cdots h_S)} \sum_{i=1}^n \varepsilon_i K \left(\frac{\mathbf{X}_i(\hat{\boldsymbol{\tau}}) - \mathbf{x}}{\mathbf{h}} \right). \quad (97)$$

With $\hat{m}_{\tau,1}(\mathbf{x}) = (nh_1 \cdots h_S)^{-1} \sum_{i=1}^n (g(\mathbf{X}_i(\boldsymbol{\tau})) - g(\mathbf{x})) K((\mathbf{X}_i(\boldsymbol{\tau}) - \mathbf{x})/\mathbf{h})$ we have by the usual decomposition:

$$\hat{m}_{\hat{\tau},1}(\mathbf{x}) = \hat{m}_{\tau,1}(\mathbf{x}) + \frac{1}{n(h_1 \cdots h_S)} \sum_{i=1}^n (g(\mathbf{X}_i(\boldsymbol{\tau})) - g(\mathbf{x})) \left(K \left(\frac{\mathbf{X}_i(\hat{\boldsymbol{\tau}}) - \mathbf{x}}{\mathbf{h}} \right) - K \left(\frac{\mathbf{X}_i(\boldsymbol{\tau}) - \mathbf{x}}{\mathbf{h}} \right) \right).$$

A Taylor expansion then yields

$$\begin{aligned} \hat{m}_{\hat{\tau},1}(\mathbf{x}) &= \hat{m}_{\tau,1}(\mathbf{x}) \\ &+ \frac{1}{(h_1 \cdots h_S)} \sum_{r=1}^S \frac{1}{h_r} \frac{1}{n} \sum_{i=1}^n (g(\mathbf{X}_i) - g(\mathbf{x})) (X_i(\hat{\tau}_r) - X_i(\tau_r)) K_r' \left(\frac{\mathbf{X}_i(\boldsymbol{\tau}) - \mathbf{x}}{\mathbf{h}} \right) \end{aligned} \quad (98)$$

$$+ \frac{1}{n(h_1 \cdots h_S)} \sum_{i=1}^n (g(\mathbf{X}_i(\boldsymbol{\tau})) - g(\mathbf{x})) R_{i,1}(\mathbf{x}), \quad (99)$$

where $|R_{i,1}(\mathbf{x})| \leq M \sum_{r=1}^S \left(\frac{X_i(\hat{\tau}_r) - X_i(\tau_r)}{h_r} \right)^2$ for some constant $0 < M < \infty$, since all partial second derivatives of K are bounded.

Now, assuming that g and its first derivative is bounded, we obtain by Proposition C.1:

$$\frac{1}{n} \sum_{i=1}^n (g(\mathbf{X}_i(\boldsymbol{\tau})) - g(\mathbf{x})) (X_i(\hat{\tau}_r) - X_i(\tau_r)) K'_r \left(\frac{\mathbf{X}_i(\boldsymbol{\tau}) - \mathbf{x}}{\mathbf{h}} \right) = O_p \left(\sum_{r=1}^S \frac{1}{n^{\min\{1, 1/\kappa\}} h_r} \right).$$

On the other hand, since by (75) we have $\frac{1}{n} \sum_{i=1}^n (X_i(\hat{\tau}_r) - X_i(\tau_r))^2 = O_p(n^{-1})$ and since g is bounded, we obtain:

$$\left| \frac{1}{n} \sum_{i=1}^n (g(\mathbf{X}_i(\boldsymbol{\tau})) - g(\mathbf{x})) R_{i,1}(\mathbf{x}) \right| = O_p \left(\sum_{r=1}^S \frac{1}{n h_r^2} \right).$$

Together with 98 and 99 we then obtain

$$\begin{aligned} \hat{m}_{\hat{\tau},1}(\mathbf{x}) &= \hat{m}_{\tau,1}(\mathbf{x}) + O_p \left(\sum_{r=1}^S \frac{1}{n^{\min\{1, 1/\kappa\}} (h_1 \dots h_S) h_r^2} \right) + O_p \left(\sum_{r=1}^S \frac{1}{n (h_1 \dots h_S) h_r^2} \right) \\ &= \hat{m}_{\tau,1}(\mathbf{x}) + O_p \left(\sum_{r=1}^S \frac{1}{n^{\min\{1, 1/\kappa\}} (h_1 \dots h_S) h_r^2} \right). \end{aligned} \quad (100)$$

At the same time, since K is bounded, (76) implies

$$\frac{1}{n} \sum_{i=1}^n (X_i(\hat{\tau}_r) - X_i(\tau_r)) \varepsilon_i K \left(\frac{\mathbf{X}_i(\boldsymbol{\tau}) - \mathbf{x}}{\mathbf{h}} \right) = O_p(n^{-1}).$$

Another Taylor expansion then yields

$$\begin{aligned} \hat{m}_{\hat{\tau},2}(\mathbf{x}) &= \hat{m}_{\tau,2}(\mathbf{x}) \\ &\quad + \frac{1}{h_1 \dots h_S} \sum_{r=1}^S \frac{1}{h_r} \frac{1}{n} (X_i(\hat{\tau}_r) - X_i(\tau_r)) \varepsilon_i K'_r \left(\frac{\mathbf{X}_i(\boldsymbol{\tau}) - \mathbf{x}}{\mathbf{h}} \right) \\ &\quad + \frac{1}{h_1 \dots h_S} \frac{1}{n} \sum_{i=1}^n R_{i,2}(\mathbf{x}) \end{aligned}$$

With $|R_{i,2}(\mathbf{x})| \leq M_K \sum_{r=1}^S (X_i(\hat{\tau}_r) - X_i(\tau_r))^2 / h_r^2 \cdot |\varepsilon_i|$, for some constant $M_K < \infty$, it follows from (76) and (77) together with the Cauchy-Schwarz inequality, that

$$\begin{aligned} \hat{m}_{\hat{\tau},2}(\mathbf{x}) &= \hat{m}_{\tau,2}(\mathbf{x}) + O_p \left(\sum_{r=1}^S \frac{1}{n (h_1 \dots h_S) h_r} \right) + O_p \left(\sum_{r=1}^S \frac{1}{n (h_1 \dots h_S) h_r^2} \right) \\ &= \hat{m}_{\tau,2}(\mathbf{x}) + O_p \left(\sum_{r=1}^S \frac{1}{n (h_1 \dots h_S) h_r^2} \right). \end{aligned} \quad (101)$$

With (100) and (101) we can conclude from (95) that

$$\widehat{m}_{\widehat{\tau}} = \widehat{m}_{\tau} + O_p \left(\sum_{r=1}^S \frac{1}{n^{\min\{1, 1/\kappa\}} (h_1 \cdots h_S) h_r^2} \right).$$

Since $f_{\tau}(\mathbf{x}) > 0$ and $\widehat{m}_{\tau} = O_p \left(\sum_{r=1}^S h_r^2 + (h_1 \cdots h_S)^{-1/2} \right)$ (see for example (Li and Racine, 2006, Ch.2)) we then arrive together with (88) at

$$\begin{aligned} \widehat{g}_{\widehat{\tau}}(\mathbf{x}) - g(\mathbf{x}) &= O_p \left(\frac{\widehat{m}_{\widehat{\tau}}}{\widehat{f}_{\widehat{\tau}}(\mathbf{x})} \right) = O_p \left(\frac{\widehat{m}_{\widehat{\tau}}}{f_{\tau}(\mathbf{x}) + o_p(1)} \right) \\ &= O_p \left(\sum_{r=1}^S h_r^2 + (h_1 \cdots h_S)^{-1/2} + \sum_{r=1}^S \frac{1}{n^{\min\{1, 1/\kappa\}} (h_1 \cdots h_S) h_r^2} \right), \end{aligned} \quad (102)$$

provided $n^{\min\{1, 1/\kappa\}} (h_1 \cdots h_S) h_r^2 \rightarrow \infty$ for $r = 1, \dots, S$ □

Proof of Corollary 3.1. For $\kappa \leq 1$ and $h_r \sim n^{-1/(S+4)}$, $r = 1, \dots, S$, the assertion of Corollary 3.1 is a direct consequence of (8) in Theorem 3.1. □

C.2 The parametric case

In proofs of this appendix, we will make use of the following Lemma which summarizes results from Brillinger (2012b) and Brillinger (2012a):

Lemma C.2. *Let X_1 and X_2 be two random variables with $0 < \mathbb{V}(X_j) < \infty$, $j = 1, 2$. For any real valued function $f : \mathbb{R} \rightarrow \mathbb{R}$ with $\mathbb{E}(|f(X_1)|) < \infty$ and $\mathbb{E}(|f(X_1)X_1|) < \infty$ we have*

$$\text{cov}(f(X_1), X_2) = \frac{\text{cov}(f(X_1), X_1)}{\mathbb{V}(X_1)} \text{cov}(X_1, X_2), \quad (103)$$

provided that $\text{cov} \left(X_2 - \frac{\text{cov}(X_1, X_2)}{\mathbb{V}(X_1)} X_1, f(X_1) \right) = 0$.

Proof of Lemma C.2. With $X_2 = \frac{\text{cov}(X_1, X_2)}{\mathbb{V}(X_1)} X_1 + \left(X_2 - \frac{\text{cov}(X_1, X_2)}{\mathbb{V}(X_1)} X_1 \right)$, the assertion of the lemma follows immediately, since

$$\begin{aligned} \text{cov}(f(X_1), X_2) &= \frac{\text{cov}(f(X_1), X_1)}{\mathbb{V}(X_1)} \text{cov}(X_1, X_2) + \text{cov} \left(X_2 - \frac{\text{cov}(X_1, X_2)}{\mathbb{V}(X_1)} X_1, f(X_1) \right) \\ &= \frac{\text{cov}(f(X_1), X_1)}{\mathbb{V}(X_1)} \text{cov}(X_1, X_2). \end{aligned}$$

□

We begin with the proof of Theorem 3.2.

Proof of Theorem 3.2. Since X_i satisfies Assumption 2.1, Theorem 3 in Kneip et al. (2016) implies that the assumptions of Theorem 1 in Kneip et al. (2016) are met. Since

$$\begin{aligned} & \mathbb{E} \left(\left((\alpha + \sum_{r=1}^S \beta_r X_i(\tau_r)) - (\alpha^* + \sum_{r=1}^{S^*} \beta_r^* X_i(\tau_r)) \right)^2 \right) \\ &= (\alpha - \alpha^*)^2 + \mathbb{E} \left(\left(\sum_{r=1}^S \beta_r X_i(\tau_r) - \sum_{r=1}^{S^*} \beta_r^* X_i(\tau_r) \right)^2 \right). \end{aligned}$$

It follows from Theorem 1 in Kneip et al. (2016) that

$$\mathbb{E} \left(\left((\alpha + \sum_{r=1}^S \beta_r X_i(\tau_r)) - (\alpha^* + \sum_{r=1}^{S^*} \beta_r^* X_i(\tau_r)) \right)^2 \right) > 0, \quad (104)$$

whenever $|\alpha - \alpha^*| > 0$, or $\sup_{r=1, \dots, S} |\beta_r - \beta_r^*| > 0$, or $\sup_{r=S+1, \dots, S^*} |\beta_r^*| > 0$.

Now suppose

$$\mathbb{E} \left(\left(g(\alpha + \sum_{r=1}^S \beta_r X_i(\tau_r)) - g(\alpha^* + \sum_{r=1}^{S^*} \beta_r^* X_i(\tau_r)) \right)^2 \right) = 0.$$

It then follows that $g(\alpha + \sum_{r=1}^S \beta_r X_i(\tau_r))$ and $g(\alpha^* + \sum_{r=1}^{S^*} \beta_r^* X_i(\tau_r))$ must be identical, i.e.,

$$P \left(g(\alpha + \sum_{r=1}^S \beta_r X_i(\tau_r)) = g(\alpha^* + \sum_{r=1}^{S^*} \beta_r^* X_i(\tau_r)) \right) = 1.$$

Since g is invertible we then have

$$P \left(g(\alpha + \sum_{r=1}^S \beta_r X_i(\tau_r)) = g(\alpha^* + \sum_{r=1}^{S^*} \beta_r^* X_i(\tau_r)) \right) = 1$$

if and only if

$$P \left((\alpha + \sum_{r=1}^S \beta_r X_i(\tau_r)) = (\alpha^* + \sum_{r=1}^{S^*} \beta_r^* X_i(\tau_r)) \right) = 1.$$

But by (104) we have

$$\mathbb{E} \left(\left((\alpha + \sum_{r=1}^S \beta_r X_i(\tau_r)) - (\alpha^* + \sum_{r=1}^{S^*} \beta_r^* X_i(\tau_r)) \right)^2 \right) > 0,$$

whenever $|\alpha - \alpha^*| > 0$, or $\sup_{r=1, \dots, S} |\beta_r - \beta_r^*| > 0$, or $\sup_{r=S+1, \dots, S^*} |\beta_r^*| > 0$, implying

$$P \left((\alpha + \sum_{r=1}^S \beta_r X_i(\tau_r)) = (\alpha^* + \sum_{r=1}^{S^*} \beta_r^* X_i(\tau_r)) \right) < 1,$$

whenever $|\alpha - \alpha^*| > 0$, or $\sup_{r=1, \dots, S} |\beta_r - \beta_r^*| > 0$, or $\sup_{r=S+1, \dots, S^*} |\beta_r^*| > 0$, which proves the assertion of the theorem. \square

The following Proposition (C.2) is instrumental to derive rates of convergence for the system of estimated score equations $\widehat{\mathbf{U}}_n$ and their derivatives.

Proposition C.2. *Let $X_i = (X_i(t) : t \in [a, b])$, $i = 1, \dots, n$ be i.i.d. Gaussian processes with covariance function $\sigma(s, t)$ satisfying Assumption 2.1. Let $\mathbb{E}(\varepsilon_i | X_i) = 0$ with $\mathbb{E}(\varepsilon_i^p | X_i) \leq M_\varepsilon < \infty$ for some even p with $p > \frac{2}{\kappa}$ and let $\widehat{\tau}_r$ enjoy the property given by (6), i.e. $|\widehat{\tau}_r - \tau_r| = O_P(n^{-\frac{1}{\kappa}})$. We then have for any bounded function $f : \mathbb{R} \rightarrow \mathbb{R}$ with $|f(x)| \leq M_f < \infty$, any $t^* \in [a, b]$, any linear predictor $\eta_i^* = \beta_0^* + \sum_{r=1}^{S^*} \beta_r^* X_i(t_r^*)$, where $t_r^* \in [a, b]$, $\beta_r^* \in \mathbf{R}$ and S^* are arbitrary and any $r = 1, \dots, S$:*

$$\frac{1}{n} \sum_{i=1}^n (X_i(\widehat{\tau}_r) - X_i(\tau_r))^2 = O_P(n^{-1}) \quad (105)$$

$$\frac{1}{n} \sum_{i=1}^n (X_i(\widehat{\tau}_r) - X_i(\tau_r)) f(\eta_i^*) = O_P(n^{-\min\{1, \frac{1}{\kappa}\}}) \quad (106)$$

$$\frac{1}{n} \sum_{i=1}^n X_i(t^*) (X_i(\widehat{\tau}_r) - X_i(\tau_r)) f(\eta_i^*) = O_P(n^{-\min\{1, \frac{1}{\kappa}\}}) \quad (107)$$

$$\frac{1}{n} \sum_{i=1}^n (X_i(\widehat{\tau}_r) - X_i(\tau_r)) \varepsilon_i f(\eta_i^*) = O_P(n^{-1}) \quad (108)$$

$$\frac{1}{n} \sum_{i=1}^n X_i(t^*) (X_i(\widehat{\tau}_r) - X_i(\tau_r)) \varepsilon_i f(\eta_i^*) = O_P(n^{-1}) \quad (109)$$

$$\frac{1}{n} \sum_{i=1}^n (X_i(\widehat{\tau}_r) - X_i(\tau_r))^4 = O_P(n^{-2}) \quad (110)$$

The proof of this Proposition shares some arguments used in the proof of Lemma B.2.

Proof of Proposition C.2. Before the different assertions are proven, note that if (X_1, X_2) are bivariate Gaussian, then $\text{cov}\left(X_2 - \frac{\text{cov}(X_1, X_2)}{\mathbb{V}(X_1)} X_1, X_1\right) = 0$ and $\left(X_2 - \frac{\text{cov}(X_1, X_2)}{\mathbb{V}(X_1)} X_1\right)$ and X_1 are independent. Hence we additionally have $\text{cov}\left(X_2 - \frac{\text{cov}(X_1, X_2)}{\mathbb{V}(X_1)} X_1, f(X_1)\right) = 0$ and by Lemma C.2:

$$\text{cov}(f(X_1), X_2) = \frac{\text{cov}(f(X_1), X_1)}{\text{Var}(X_1)} \text{cov}(X_1, X_2).$$

Furthermore, it follows from Stein's Lemma (Stein (1981)) that $\frac{\text{cov}(f(X_1), X_1)}{\text{Var}(X_1)} = \mathbb{E}(f'(X_1))$ provided f is differentiable and $\mathbb{E}(|f'(X_1)|) < \infty$ (cf. Lemma 1 in Brillinger (2012a))

We are now equipped with the tools to proof the different assertions of the proposition. Assertion (105) and (110) are proven in Proposition C.1. The remaining assertions are

proven in a similar manner: In order to proof Assertion (106), choose any $0 < s$ sufficiently small and define for $q_1, q_2 \in [-1, 1]$

$$\begin{aligned}\chi_i(q_1, q_2) &:= (X_i(\tau_r + sq_1) - X_i(\tau_r))f(\eta_i^*) - (X_i(\tau_r + sq_2) - X_i(\tau_r))f(\eta_i^*) \\ &\quad - \mathbb{E}\left((X_i(\tau_r + sq_1) - X_i(\tau_r))f(\eta_i^*) - (X_i(\tau_r + sq_2) - X_i(\tau_r))f(\eta_i^*)\right) \\ &= (X_i(\tau_r + sq_1) - X_i(\tau_r + sq_2))f(\eta_i^*) - \mathbb{E}((X_i(\tau_r + sq_1) - X_i(\tau_r + sq_2))f(\eta_i^*)).\end{aligned}$$

We then have $\mathbb{E}(\chi_i(q_1, q_2)) = 0$ and it follows from some straightforward calculations, since $|f(\eta_i^*)| \leq M_f$, that there exists a constant $L_1 < \infty$ such that for $m = 2, 3, \dots$ we have

$$\mathbb{E}\left|\frac{1}{s^{\frac{\kappa}{2}}}\chi_i(q_1, q_2)\right|^m \leq \frac{m!}{2}(L_1|q_1 - q_2|^{\frac{\kappa}{2}})^m. \quad (111)$$

Corollary 1 in van de Geer and Lederer (2013) now guarantees that there exists a constant $0 < L_2 < \infty$ such that the Orlicz norm of $\frac{1}{\sqrt{ns^\kappa}} \sum_{i=1}^n (\chi_i(q_1, q_2))$ can be bounded, i.e., we have for some $0 < L_2 < \infty$:

$$\left\| \frac{1}{\sqrt{ns^\kappa}} \sum_{i=1}^n \chi_i(q_1, q_2) \right\|_\Psi \leq L_2 |q_1 - q_2|^{\frac{\kappa}{2}}. \quad (112)$$

By (112) one may apply Theorem 2.2.4 of van der Vaart and Wellner (1996). The covering integral in this theorem can easily be seen to be finite and one can thus infer that there exists a constant $0 < L_3 < \infty$ such that

$$\mathbb{E}\left(\exp\left(\sup_{q_1, q_2 \in [-1, 1]} n/6 \left(\sqrt{1 + 2\sqrt{\frac{6}{nL_3^2}} \left|\frac{1}{\sqrt{ns^\kappa}} \sum_{i=1}^n \chi_i(q_1, q_2)\right|} - 1\right)^2\right)\right) \leq 2.$$

For every $x > 0$, the Markov inequality then yields

$$P\left(\sup_{q_1, q_2 \in [-1, 1]} \left|\frac{1}{\sqrt{ns^\kappa}} \sum_{i=1}^n \chi_i(q_1, q_2)\right| \geq x \frac{L_3}{2\sqrt{6}}\right) \leq 2 \exp\left(-\frac{n}{6}(\sqrt{1 + x/\sqrt{n}} - 1)^2\right).$$

Improving the readability, it then follows from a Taylor expansion of $\frac{n}{6}(\sqrt{1 + x/\sqrt{n}} - 1)^2$ that we may conclude that there exists a constant $0 < L_4 < \infty$ such that for all $0 < x \leq \sqrt{n}$ we have

$$P\left(\sup_{q_1, q_2 \in [-1, 1]} \left|\frac{1}{\sqrt{ns^\kappa}} \sum_{i=1}^n \chi_i(q_1, q_2)\right| < L_4 x\right) \geq 1 - 2 \exp(-x^2). \quad (113)$$

Now, note that it follows from Lemma C.2 that there exists a constant $|c_0| < \infty$, not depending on t^* , such that $\mathbb{E}(X(t^*)f(\eta_i^*)) = c_0 \mathbb{E}(X(t^*)\eta_i^*)$ for all $t^* \in [a, b]$. Together with (72) we can therefore conclude that there exists a constant $0 \leq L_5 < \infty$ such that for all $q_1 \in [-1, 1]$:

$$|\mathbb{E}((X_i(\tau_r + sq_1) - X_i(\tau_r))f(\eta_i^*))| \leq L_5 s^{\min\{1, \kappa\}} \quad (114)$$

Using (114) together with (113) we can conclude that for all $0 < x \leq \sqrt{n}$ we have:

$$P\left(\sup_{\tau_r - s \leq u_r \leq \tau_r + s} \left| \frac{1}{n} \sum_{i=1}^n (X_i(u_r) - X_i(\tau_r)) f(\eta_i^*) \right| < L_5 s^{\min\{1, \kappa\}} + L_4 \frac{s^{\frac{\kappa}{2}}}{\sqrt{n}} x\right) \geq 1 - 2 \exp(-x^2) \quad (115)$$

Assertion (106) then follows immediately from (6).

By the boundedness of f , the proof of (107) proceeds similar, but one now has to bound

$$|\mathbb{E}(X_i(t^*)(X_i(\tau_r + sq_1) - X_i(\tau_r))f(\eta_i^*))|.$$

For $X_i(t^*) = \eta_i^*$, Lemma C.2 together with (72) already implies that there exists a constant $L_6 < \infty$ such that $|\mathbb{E}(X_i(t^*)(X_i(\tau_r + sq_1) - X_i(\tau_r))f(\eta_i^*))| \leq L_6 s^{\min\{1, \kappa\}}$. Let $X_i(t^*) \neq \eta_i^*$. Note that $(X_i(t^*), (X_i(\tau_r + sq_1) - X_i(\tau_r)), \eta_i^*)$ are multivariate normal. Hence also the conditional distribution of $((X_i(\tau_r + sq_1) - X_i(\tau_r)), \eta_i^*)$ given $X_i(t^*)$ is multivariate normal. To ease the notation set $X_1 = \eta_i^*$, $X_2 = (X_i(\tau_r + sq_1) - X_i(\tau_r))$ and $X_3 = X_i(t^*)$ and define by $\sigma_{i,j}$, $i, j \in \{1, 2, 3\}$ their associated covariance and variances. We then have by conditional expectation together with an application of Lemma C.2

$$\begin{aligned} |\mathbb{E}(X_i(t^*)(X_i(\tau_r + sq_1) - X_i(\tau_r))f(\eta_i^*))| &= |\mathbb{E}(f(X_1)X_2X_3)| = |\mathbb{E}(X_3\mathbb{E}(f(X_1)X_2|X_3))| \\ &= |(\sigma_{12} - \frac{\sigma_{13}\sigma_{23}}{\sigma_{33}})\mathbb{E}(\frac{\text{cov}(f(X_1), X_1|X_3)}{\mathbf{V}(X_1|X_3)}X_3) + \frac{\sigma_{23}}{\sigma_{33}}\mathbb{E}(X_3^2\mathbb{E}(f(X_1)|X_3))|. \end{aligned}$$

Using (72) it is then easy to see that there exists a constant $0 < L_7 < \infty$ such that $|\sigma_{12}| \leq L_7 s^{\min\{1, \kappa\}}$, as well as $|\sigma_{23}| \leq L_7 s^{\min\{1, \kappa\}}$. On the other hand Assumption 2.1 implies that there exists a constant $0 < L_8 < \infty$ such that $|\sigma_{13}| \leq L_8$. Note that $\text{cov}(f(X_1), X_1|X_3) = \mathbb{E}(f(X_1)X_1|X_3) - \mathbb{E}(f(X_1)|X_3)\mathbb{E}(X_1|X_3)$ and $\mathbf{V}(X_1|X_3) = \sigma_{11} - \frac{\sigma_{13}^2}{\sigma_{33}} > 0$. Moreover note that if f is assumed to be differentiable and $\mathbb{E}(|f'(X_1)||X_3) < \infty$, it follows from and Stein's Lemma (Stein (1981)) that $\text{cov}(f(X_1), X_1|X_3)/\mathbf{V}(X_1|X_3)$ can be substituted by $\mathbb{E}(f'(X_1)|X_3)$.

Since f is bounded it then follows immediately that for all linear predictors η_i^* and all $t^* \in [a, b]$ there exists a constant $0 < L_9 < \infty$ such that for all $q_1 \in [-1, 1]$ and all sufficiently small s and all $r = 1, \dots, S$ we have:

$$|\mathbb{E}(X_i(t^*)(X_i(\tau_r + sq_1) - X_i(\tau_r))f(\eta_i^*))| \leq L_9 s^{\min\{1, \kappa\}}. \quad (116)$$

By (116) one can conclude similar to (115) that for all $0 < x \leq \sqrt{n}$ and for some constant $0 < L_{10} < \infty$

$$P\left(\sup_{\tau_r - s \leq u \leq \tau_r + s} \left| \frac{1}{n} \sum_{i=1}^n X_i(t^*)(X_i(u) - X_i(\tau_r))f(\eta_i^*) \right| < L_9 s^{\min\{1, \kappa\}} + L_{10} \frac{s^{\frac{\kappa}{2}}}{\sqrt{n}} x\right) \geq 1 - 2 \exp(-x^2).$$

Assertion (107) then follows again immediately from (6).

In order to show assertion (108) we make use the Orlicz-norm $\|X\|_p$. Choose some $p > \frac{2}{\kappa} = p_\kappa$, and let p be even. Note that $\mathbb{E}((X_i(\tau_r + sq_1) - X_i(\tau_r + sq_2))\varepsilon_i f(\eta_i^*)) = 0$. For all sufficiently small $0 < s$ and all $q_1, q_2 \in [-1, 1]$ it is easy to show that there exists a constant $L_{11} < \infty$ such that

$$\mathbb{E}(|s^{-\kappa/2} \frac{1}{\sqrt{n}} \sum_{i=1}^n (X_i(\tau_r + sq_1) - X_i(\tau_r + sq_2))\varepsilon_i f(\eta_i^*)|^p) \leq L_{11}^p |q_1 - q_2|^{\frac{p\kappa}{2}}.$$

We may conclude

$$\|s^{-\kappa/2} \frac{1}{\sqrt{n}} \sum_{i=1}^n (X_i(\tau_r + sq_1) - X_i(\tau_r + sq_2))\varepsilon_i f(\eta_i^*)\|_p \leq L_{11} |q_1 - q_2|^{\frac{\kappa}{2}}. \quad (117)$$

By assertion (117) one may apply Theorem 2.2.4 in van der Vaart and Wellner (1996). Our condition on p ensures that the covering integral appearing in this theorem is finite. The maximum inequalities of empirical processes then imply:

$$\| \sup_{q_1, q_2 \in [-1, 1]} |s^{-\kappa/2} \frac{1}{\sqrt{n}} \sum_{i=1}^n (X_i(\tau_r + sq_1) - X_i(\tau_r + sq_2))\varepsilon_i f(\eta_i^*)| \|_{\Psi_p} \leq L_{12}$$

for some constant $L_{12} < \infty$. At the same time, the Markov inequality implies

$$\begin{aligned} & P \left(\sup_{\tau_r - s \leq u \leq \tau_r + s} \left| \frac{1}{n} \sum_{i=1}^n (X_i(u) - X_i(\tau_r))\varepsilon_i f(\eta_i^*) \right| > s^{\kappa/2} \frac{x}{\sqrt{n}} \right) \\ & \leq P \left(\left| \sup_{q_1, q_2 \in [-1, 1]} |s^{-\frac{\kappa}{2}} \frac{1}{\sqrt{n}} \sum_{i=1}^n (X_i(\tau_r + sq_1) - X_i(\tau_r + sq_2))\varepsilon_i f(\eta_i^*)| \right|^p > x^p \right) \leq \frac{L_{12}^p}{x^p}. \end{aligned}$$

Assertion (108) then follows from (6) and our conditions on p . Moreover, assertion (109) follows from similar steps. \square

For the following proofs we introduce some additional notation. Let $h(x) = g'(x)/\sigma^2(g(x))$ and note that differentiating the estimation equation

$$\frac{1}{n} \widehat{\mathbf{U}}_n(\boldsymbol{\beta}) = \frac{1}{n} \widehat{\mathbf{D}}_n(\boldsymbol{\beta}) \widehat{\mathbf{V}}_n^{-1}(\boldsymbol{\beta}) (y - \boldsymbol{\mu}(\boldsymbol{\beta})) = \frac{1}{n} \sum_{i=1}^n h(\widehat{\eta}_i(\boldsymbol{\beta})) \widehat{\mathbf{X}}_i (y_i - g(\widehat{\eta}_i(\boldsymbol{\beta})))$$

leads to

$$\begin{aligned} \frac{1}{n} \widehat{\mathbf{H}}(\boldsymbol{\beta}) &= \frac{1}{n} \frac{\partial \widehat{\mathbf{U}}_n(\boldsymbol{\beta})}{\partial \boldsymbol{\beta}} = -\frac{1}{n} \widehat{\mathbf{D}}_n(\boldsymbol{\beta})^T \widehat{\mathbf{V}}_n(\boldsymbol{\beta})^{-1} \widehat{\mathbf{D}}_n(\boldsymbol{\beta}) + \frac{1}{n} \sum_{i=1}^n h'(\widehat{\eta}_i) \widehat{\mathbf{X}}_i \widehat{\mathbf{X}}_i^T (y_i - g(\widehat{\eta}_i(\boldsymbol{\beta}))) \\ &= -\frac{1}{n} \widehat{\mathbf{F}}_n(\boldsymbol{\beta}) + \frac{1}{n} \widehat{\mathbf{R}}_n(\boldsymbol{\beta}) \quad \text{say.} \end{aligned}$$

Similarly, one obtains by replacing the estimates $\widehat{\tau}_r$ with their true counterparts τ_r :

$$\frac{1}{n} \mathbf{H}(\boldsymbol{\beta}) = \frac{1}{n} \frac{\partial \mathbf{U}_n(\boldsymbol{\beta})}{\partial \boldsymbol{\beta}} = -\frac{1}{n} \mathbf{F}_n(\boldsymbol{\beta}) + \frac{1}{n} \mathbf{R}_n(\boldsymbol{\beta}),$$

where

$$\frac{1}{n} \mathbf{F}_n(\boldsymbol{\beta}) = \frac{1}{n} \mathbf{D}_n(\boldsymbol{\beta})^T \mathbf{V}_n(\boldsymbol{\beta})^{-1} \mathbf{D}_n(\boldsymbol{\beta}),$$

and

$$\frac{1}{n} \mathbf{R}_n(\boldsymbol{\beta}) = \frac{1}{n} \sum_{i=1}^n h'(\eta_i(\boldsymbol{\beta})) \mathbf{X}_i \mathbf{X}_i^T (y_i - g(\eta_i(\boldsymbol{\beta}))).$$

Now, let $\widehat{\eta}(\boldsymbol{\beta})$, $\widehat{\mathbf{X}}$ and y be generic copies of $\widehat{\eta}_i(\boldsymbol{\beta})$, $\widehat{\mathbf{X}}_i$ and y_i . We then have

$$\mathbb{E}\left(\frac{1}{n} \widehat{\mathbf{F}}_n(\boldsymbol{\beta})\right) = \mathbb{E}\left(\frac{g'(\widehat{\eta}(\boldsymbol{\beta}))^2}{\sigma^2(g(\widehat{\eta}(\boldsymbol{\beta})))} \widehat{\mathbf{X}} \widehat{\mathbf{X}}^T\right) =: \mathbb{E}(\widehat{\mathbf{F}}(\boldsymbol{\beta})),$$

as well as

$$\frac{1}{n} \widehat{\mathbf{R}}_n(\boldsymbol{\beta}) = \mathbb{E}(h'(\widehat{\eta}(\boldsymbol{\beta})) \widehat{\mathbf{X}} \widehat{\mathbf{X}}^T (y - g(\widehat{\eta}(\boldsymbol{\beta})))) =: \mathbb{E}(\widehat{\mathbf{R}}(\boldsymbol{\beta})).$$

In a similar manner $\mathbb{E}(\mathbf{F}(\boldsymbol{\beta})) = \mathbb{E}(n^{-1} \mathbf{F}_n(\boldsymbol{\beta}))$ and $\mathbb{E}(\mathbf{R}(\boldsymbol{\beta})) = \mathbb{E}(n^{-1} \mathbf{R}_n(\boldsymbol{\beta}))$ are defined.

The next proposition is crucial, as it tells us that the estimated score function and its derivative are sufficiently close to each other. Of particular importance are the facts that

$$\frac{1}{n} \widehat{\mathbf{U}}_n(\boldsymbol{\beta}_0) = \frac{1}{n} \mathbf{U}_n(\boldsymbol{\beta}_0) + o_P(n^{-\frac{1}{2}}),$$

and

$$\frac{1}{n} \widehat{\mathbf{F}}_n(\boldsymbol{\beta}_0) = \frac{1}{n} \mathbf{F}_n(\boldsymbol{\beta}_0) + O_P(n^{-\frac{1}{2}}),$$

which follow from this proposition.

Proposition C.3. *Let $X_i = (X_i(t) : t \in [a, b])$, $i = 1, \dots, n$ be i.i.d. Gaussian processes. Under Assumption 3.1 and under the results of Proposition C.2 we have*

$$\frac{1}{n} \widehat{\mathbf{U}}_n(\boldsymbol{\beta}_0) = \frac{1}{n} \mathbf{U}_n(\boldsymbol{\beta}_0) + O_P(n^{-\min\{1, 1/\kappa\}}). \quad (118)$$

Additionally, for all $\boldsymbol{\beta} \in \mathbf{R}^{S+1}$:

$$\frac{1}{n} \widehat{\mathbf{U}}_n(\boldsymbol{\beta}) = \frac{1}{n} \mathbf{U}_n(\boldsymbol{\beta}) + O_P(n^{-\frac{1}{2}}), \quad (119)$$

$$\frac{1}{n} \widehat{\mathbf{F}}_n(\boldsymbol{\beta}) = \frac{1}{n} \mathbf{F}_n(\boldsymbol{\beta}) + O_P(n^{-1/2}), \quad (120)$$

$$\frac{1}{n} \widehat{\mathbf{R}}_n(\boldsymbol{\beta}) = \frac{1}{n} \mathbf{R}_n(\boldsymbol{\beta}) + O_P(n^{-\frac{1}{2}}). \quad (121)$$

Moreover, we have as $n \rightarrow \infty$

$$\mathbb{E}\left(\frac{1}{n}\widehat{\mathbf{U}}_n(\boldsymbol{\beta})\right) \rightarrow \mathbb{E}\left(\frac{1}{n}\mathbf{U}_n(\boldsymbol{\beta})\right), \quad (122)$$

$$\mathbb{E}\left(\frac{1}{n}\widehat{\mathbf{F}}_n(\boldsymbol{\beta})\right) \rightarrow \mathbb{E}\left(\frac{1}{n}\mathbf{F}_n(\boldsymbol{\beta})\right), \quad (123)$$

$$\mathbb{E}\left(\frac{1}{n}\widehat{\mathbf{R}}_n(\boldsymbol{\beta})\right) \rightarrow \mathbb{E}\left(\frac{1}{n}\mathbf{R}_n(\boldsymbol{\beta})\right). \quad (124)$$

Particularly,

$$\mathbb{E}\left(\frac{1}{n}\widehat{\mathbf{R}}_n(\boldsymbol{\beta}_0)\right) \rightarrow 0 \quad (125)$$

and

$$\mathbb{E}\left(\frac{1}{n}\widehat{\mathbf{U}}_n(\boldsymbol{\beta}_0)\right) \rightarrow 0. \quad (126)$$

Proof of Proposition C.3. To ease notation we use $\boldsymbol{\beta}_0 = (\beta_0^{(0)}, \beta_1^{(0)}, \dots, \beta_S^{(0)})^T$ to denote the true parameter vector. For instance, the intercept is given by $\beta_0^{(0)}$, while $\beta_r^{(0)}$ is the coefficient for the r th point of impact. Similar we denote the entries of $\boldsymbol{\beta}$ by $(\beta_0, \dots, \beta_S)$. Write

$$\frac{1}{n}\widehat{\mathbf{U}}_n(\boldsymbol{\beta}) = \frac{1}{n}\mathbf{U}_n(\boldsymbol{\beta}) + \mathbf{Rest}_n(\boldsymbol{\beta}), \quad (127)$$

then $\mathbf{Rest}_n(\boldsymbol{\beta})$ can be decomposed into two parts:

$$\begin{aligned} \mathbf{Rest}_n(\boldsymbol{\beta}) &= \frac{1}{n}(\widehat{\mathbf{D}}_n^T(\boldsymbol{\beta})\widehat{\mathbf{V}}_n^{-1}(\boldsymbol{\beta}) - \mathbf{D}_n^T(\boldsymbol{\beta})\mathbf{V}_n^{-1}(\boldsymbol{\beta}))(\mathbf{Y} - \boldsymbol{\mu}(\boldsymbol{\beta})) - \frac{1}{n}\widehat{\mathbf{D}}_n^T(\boldsymbol{\beta})\widehat{\mathbf{V}}_n^{-1}(\boldsymbol{\beta})(\widehat{\boldsymbol{\mu}}_n(\boldsymbol{\beta}) - \boldsymbol{\mu}_n(\boldsymbol{\beta})) \\ &= \mathbf{Rest}_1(\boldsymbol{\beta}) + \mathbf{Rest}_2(\boldsymbol{\beta}), \quad \text{say.} \end{aligned} \quad (128)$$

The first summand $\mathbf{Rest}_1(\boldsymbol{\beta})$ is given by:

$$\mathbf{Rest}_1(\boldsymbol{\beta}) = \frac{1}{n}(\widehat{\mathbf{D}}_n^T(\boldsymbol{\beta})\widehat{\mathbf{V}}_n^{-1}(\boldsymbol{\beta}) - \mathbf{D}_n^T(\boldsymbol{\beta})\mathbf{V}_n^{-1}(\boldsymbol{\beta}))(\mathbf{Y}_n - \boldsymbol{\mu}_n(\boldsymbol{\beta})).$$

The j th equation of $\mathbf{Rest}_1(\boldsymbol{\beta})$ can be written as

$$\begin{aligned} Rest_{j,1}(\boldsymbol{\beta}) &= \frac{1}{n} \sum_{i=1}^n \left(\frac{g'(\widehat{\eta}_i(\boldsymbol{\beta}))}{\sigma^2(g(\widehat{\eta}_i(\boldsymbol{\beta})))} \widehat{X}_{ij} - \frac{g'(\eta_i(\boldsymbol{\beta}))}{\sigma^2(g(\eta_i(\boldsymbol{\beta})))} X_{ij} \right) (y_i - g(\eta_i(\boldsymbol{\beta}))) \\ &= \frac{1}{n} \sum_{i=1}^n X_{ij} \left(\frac{g'(\widehat{\eta}_i(\boldsymbol{\beta}))}{\sigma^2(g(\widehat{\eta}_i(\boldsymbol{\beta})))} - \frac{g'(\eta_i(\boldsymbol{\beta}))}{\sigma^2(g(\eta_i(\boldsymbol{\beta})))} \right) (y_i - g(\eta_i(\boldsymbol{\beta}))) \\ &\quad + \frac{1}{n} \sum_{i=1}^n (\widehat{X}_{ij} - X_{ij}) \left(\frac{g'(\widehat{\eta}_i(\boldsymbol{\beta}))}{\sigma^2(g(\widehat{\eta}_i(\boldsymbol{\beta})))} \right) (y_i - g(\eta_i(\boldsymbol{\beta}))) \\ &= R_{j,1,a}(\boldsymbol{\beta}) + R_{j,1,b}(\boldsymbol{\beta}), \quad \text{say.} \end{aligned} \quad (129)$$

With $h(x) = g'(x)/\sigma^2(g(x))$, a Taylor expansion implies the existence of some $\xi_{i,1}$ between $\widehat{\eta}_i(\boldsymbol{\beta})$ and $\eta_i(\boldsymbol{\beta})$ such that for $\boldsymbol{\beta} = \boldsymbol{\beta}_0$

$$\begin{aligned} R_{j,1,a}(\boldsymbol{\beta}_0) &= \frac{1}{n} \sum_{i=1}^n X_{ij} \left(\frac{g'(\widehat{\eta}_i(\boldsymbol{\beta}_0))}{\sigma^2(g(\widehat{\eta}_i(\boldsymbol{\beta}_0)))} - \frac{g'(\eta_i(\boldsymbol{\beta}_0))}{\sigma^2(g(\eta_i(\boldsymbol{\beta}_0)))} \right) (y_i - g(\eta_i(\boldsymbol{\beta}_0))) \\ &= \sum_{r=2}^{S+1} \beta_{r-1}^{(0)} \frac{1}{n} \sum_{i=1}^n X_{ij} (\widehat{X}_{ir} - X_{ir}) \varepsilon_i h'(\eta_i(\boldsymbol{\beta}_0)) \\ &\quad + \frac{1}{n} \sum_{i=1}^n X_{ij} \varepsilon_i h''(\xi_{i,1}) / 2 \left(\sum_{l=2}^{S+1} \beta_{l-1}^{(0)} (X_{il} - \widehat{X}_{il}) \right)^2. \end{aligned}$$

Since $|h'(\cdot)| \leq M_h$ and $|h''(\cdot)| \leq M_h$, $R_{j,1,a}(\boldsymbol{\beta}_0) = O_P(n^{-1})$ for $j = 1, \dots, S+1$ follows immediately from (108) and (109) together with the Cauchy-Schwarz inequality and (110). At the same time it follows from similar arguments that for all $j = 1, \dots, S+1$ we have $R_{j,1,b}(\boldsymbol{\beta}_0) = \frac{1}{n} \sum_{i=1}^n (\widehat{X}_{ij} - X_{ij}) h(\widehat{\eta}_i(\boldsymbol{\beta}_0)) \varepsilon_i = O_P(n^{-1})$. The above arguments then imply:

$$\mathbf{Rest}_1(\boldsymbol{\beta}_0) = O_P(n^{-1}). \quad (130)$$

The j th equation of $\mathbf{Rest}_2(\boldsymbol{\beta})$ can be written as $Rest_{j,2}(\boldsymbol{\beta}) = \frac{1}{n} \sum_{i=1}^n h(\widehat{\eta}_i(\boldsymbol{\beta})) \widehat{X}_{ij} (g(\eta_i(\boldsymbol{\beta})) - g(\widehat{\eta}_i(\boldsymbol{\beta})))$. Using again Taylor expansions together with assertions (106), (107) as well as the Cauchy-Schwarz inequality together with (110), can now be used to conclude that for all $\boldsymbol{\beta}$ and $j = 1, \dots, S+1$ we have

$$Rest_{j,2}(\boldsymbol{\beta}) = O_P(n^{-\min\{1, 1/\kappa\}}). \quad (131)$$

Assertion (118) then follows from (129), (130) and (131). Note that our assumptions in particular imply that $\mathbf{Rest}_1(\boldsymbol{\beta}_0)$ and $\mathbf{Rest}_2(\boldsymbol{\beta}_0)$ are uniform integrable. Additional to (118), we thus have $\mathbb{E}(\mathbf{Rest}_n(\boldsymbol{\beta}_0)) \rightarrow \mathbf{0}$ implying (126), $\mathbb{E}(\widehat{\mathbf{U}}_n(\boldsymbol{\beta}_0)/n) \rightarrow \mathbf{0}$, since $\mathbb{E}(\mathbf{U}_n(\boldsymbol{\beta}_0)/n) = 0$.

In order to proof assertion (119) suppose $\boldsymbol{\beta} \neq \boldsymbol{\beta}_0$ and note that we still have (131). However, $\mathbf{Rest}_1(\boldsymbol{\beta})$ needs a closer investigation. Its j th row can be written as

$$\begin{aligned} Rest_{j,1}(\boldsymbol{\beta}) &= \frac{1}{n} \sum_{i=1}^n \left(\frac{g'(\widehat{\eta}_i(\boldsymbol{\beta}))}{\sigma^2(g(\widehat{\eta}_i(\boldsymbol{\beta})))} \widehat{X}_{ij} - \frac{g'(\eta_i(\boldsymbol{\beta}))}{\sigma^2(g(\eta_i(\boldsymbol{\beta})))} X_{ij} \right) (y_i - g(\eta_i(\boldsymbol{\beta}))) \\ &= \frac{1}{n} \sum_{i=1}^n X_{ij} (h(\widehat{\eta}_i(\boldsymbol{\beta})) - h(\eta_i(\boldsymbol{\beta}))) (y_i - g(\eta_i(\boldsymbol{\beta}_0))) \\ &\quad - \frac{1}{n} \sum_{i=1}^n X_{ij} (h(\widehat{\eta}_i(\boldsymbol{\beta})) - h(\eta_i(\boldsymbol{\beta}))) (g(\eta_i(\boldsymbol{\beta})) - g(\eta_i(\boldsymbol{\beta}_0))) \\ &\quad + \frac{1}{n} \sum_{i=1}^n (\widehat{X}_{ij} - X_{ij}) h(\widehat{\eta}_i(\boldsymbol{\beta})) (y_i - g(\eta_i(\boldsymbol{\beta}_0))) \\ &\quad - \frac{1}{n} \sum_{i=1}^n (\widehat{X}_{ij} - X_{ij}) h(\widehat{\eta}_i(\boldsymbol{\beta})) (g(\eta_i(\boldsymbol{\beta})) - g(\eta_i(\boldsymbol{\beta}_0))). \end{aligned}$$

To obtain (119) it is sufficient to use some rather conservative inequalities of each of the appearing terms. For instance, another Taylor expansion together with the Cauchy-Schwarz inequality and (105) now yield

$$\frac{1}{n} \sum_{i=1}^n X_{ij} (h(\widehat{\eta}_i(\boldsymbol{\beta})) - h(\eta_i(\boldsymbol{\beta}))) (y_i - g(\eta_i(\boldsymbol{\beta}_0))) = O_P(n^{-\frac{1}{2}}). \quad (132)$$

While the Cauchy-Schwarz inequality together with (105) yields

$$\frac{1}{n} \sum_{i=1}^n (\widehat{X}_{ij} - X_{ij}) h(\widehat{\eta}_i(\boldsymbol{\beta})) (y_i - g(\eta_i(\boldsymbol{\beta}_0))) = O_P(n^{-\frac{1}{2}}). \quad (133)$$

It follows from additional Taylor expansions that there exists a $\xi_{i,2}$ between $\widehat{\eta}_i(\boldsymbol{\beta})$ and $\eta_i(\boldsymbol{\beta})$ as well as some $\xi_{i,3}$ between $\eta_i(\boldsymbol{\beta})$ and $\eta_i(\boldsymbol{\beta}_0)$ such that:

$$\begin{aligned} & \frac{1}{n} \sum_{i=1}^n X_{ij} (h(\widehat{\eta}_i(\boldsymbol{\beta})) - h(\eta_i(\boldsymbol{\beta}))) (g(\eta_i(\boldsymbol{\beta})) - g(\eta_i(\boldsymbol{\beta}_0))) \\ &= \sum_{r=2}^{S+1} \beta_{r-1} \sum_{l=1}^{S+1} (\beta_{l-1}^{(0)} - \beta_{l-1}) \frac{1}{n} \sum_{i=1}^n X_{ij} (X_{ir} - \widehat{X}_{ir}) X_{il} h'(\xi_{i,2}) g'(\xi_{i,3}). \end{aligned}$$

Again, with the help of the Cauchy-Schwarz inequality together with (105) it can immediately be seen that

$$\frac{1}{n} \sum_{i=1}^n X_{ij} (h(\widehat{\eta}_i(\boldsymbol{\beta})) - h(\eta_i(\boldsymbol{\beta}))) (g(\eta_i(\boldsymbol{\beta})) - g(\eta_i(\boldsymbol{\beta}_0))) = O_P(n^{-\frac{1}{2}}). \quad (134)$$

Similar one may show that

$$\frac{1}{n} \sum_{i=1}^n (\widehat{X}_{ij} - X_{ij}) \left(\frac{g'(\widehat{\eta}_i(\boldsymbol{\beta}))}{\sigma^2(g(\widehat{\eta}_i(\boldsymbol{\beta})))} \right) (g(\eta_i(\boldsymbol{\beta})) - g(\eta_i(\boldsymbol{\beta}_0))) = O_P(n^{-\frac{1}{2}}). \quad (135)$$

Assertion (119) then follows from (131) and (132)–(135). (122) follows again from a closer investigation of the existence and boundedness of moments of the involved remainder terms, leading to (131).

In order to prove (120), note that the $(s+1) \times (s+1)$ matrix $\widehat{\mathbf{F}}(\boldsymbol{\beta}) = \widehat{\mathbf{D}}^T(\boldsymbol{\beta}) \widehat{\mathbf{V}}^{-1}(\boldsymbol{\beta}) \widehat{\mathbf{D}}(\boldsymbol{\beta})$ may be written as

$$\frac{1}{n} \widehat{\mathbf{F}}_n(\boldsymbol{\beta}) = \frac{1}{n} \mathbf{F}_n(\boldsymbol{\beta}) + \mathbf{Rest}_n^{(F)}(\boldsymbol{\beta}).$$

$\mathbf{Rest}_n^{(F)}(\boldsymbol{\beta})$ has a typical element $Rest_{jk}^{(F)}(\boldsymbol{\beta})$ which is given by

$$\begin{aligned} Rest_{jk}^{(F)}(\boldsymbol{\beta}) &= \frac{1}{n} \sum_{i=1}^n \left(\frac{g'(\widehat{\eta}_i(\boldsymbol{\beta}))^2}{\sigma^2(g(\widehat{\eta}_i(\boldsymbol{\beta})))} \widehat{X}_{ij} \widehat{X}_{ik} - \frac{g'(\eta_i(\boldsymbol{\beta}))^2}{\sigma^2(g(\eta_i(\boldsymbol{\beta})))} X_{ij} X_{ik} \right) \\ &= \frac{1}{n} \sum_{i=1}^n \left(\frac{g'(\widehat{\eta}_i(\boldsymbol{\beta}))^2}{\sigma^2(g(\widehat{\eta}_i(\boldsymbol{\beta})))} - \frac{g'(\eta_i(\boldsymbol{\beta}))^2}{\sigma^2(g(\eta_i(\boldsymbol{\beta})))} \right) X_{ij} X_{ik} \end{aligned} \quad (136)$$

$$+ \frac{1}{n} \sum_{i=1}^n \frac{g'(\widehat{\eta}_i(\boldsymbol{\beta}))^2}{\sigma^2(g(\widehat{\eta}_i(\boldsymbol{\beta})))} (\widehat{X}_{ij} - X_{ij}) X_{ik} \quad (137)$$

$$+ \frac{1}{n} \sum_{i=1}^n \frac{g'(\widehat{\eta}_i(\boldsymbol{\beta}))^2}{\sigma^2(g(\widehat{\eta}_i(\boldsymbol{\beta})))} (\widehat{X}_{ik} - X_{ik}) X_{ij} \quad (138)$$

$$+ \frac{1}{n} \sum_{i=1}^n \frac{g'(\widehat{\eta}_i(\boldsymbol{\beta}))^2}{\sigma^2(g(\widehat{\eta}_i(\boldsymbol{\beta})))} (\widehat{X}_{ik} - X_{ik})(\widehat{X}_{ij} - X_{ij}). \quad (139)$$

$Rest_{jk}^{(F)}(\boldsymbol{\beta})$ consists of the sum of four terms. We begin with (136).

Define $h_1(x) = g'(x)^2/\sigma^2(g(x))$ and note that $|h_1(x)| \leq M_{h_1}$ as well as $|h'_1(x)| \leq M_{h_1}$ for some constant $M_{h_1} < \infty$. With the help of the Cauchy-Schwarz inequality and (105), it follows from another Taylor expansion that there exists a $\xi_{i,4}$ between $\widehat{\eta}_i(\boldsymbol{\beta})$ and $\eta_i(\boldsymbol{\beta})$ such that:

$$\begin{aligned} \left| \frac{1}{n} \sum_{i=1}^n \left(\frac{g'(\widehat{\eta}_i(\boldsymbol{\beta}))^2}{\sigma^2(g(\widehat{\eta}_i(\boldsymbol{\beta})))} - \frac{g'(\eta_i(\boldsymbol{\beta}))^2}{\sigma^2(g(\eta_i(\boldsymbol{\beta})))} \right) X_{ij} X_{ik} \right| &= \left| \sum_{r=2}^{S+1} \beta_{r-1} \frac{1}{n} \sum_{i=1}^n (\widehat{X}_{ir} - X_{ir}) X_{ij} X_{ik} h'_1(\xi_{i,4}) \right| \\ &\leq \sum_{r=2}^{S+1} |\beta_{r-1}| \sqrt{\frac{1}{n} \sum_{i=1}^n (\widehat{X}_{ir} - X_{ir})^2} \sqrt{\frac{1}{n} \sum_{i=1}^n (X_{ij} X_{ik} h'_1(\xi_{i,4}))^2} = O_P(n^{-\frac{1}{2}}). \end{aligned}$$

On the other hand, the Cauchy-Schwarz inequality together with the boundedness $|h_1(x)|$ and (105) implies that each of the other terms (137)–(139) is $O_P(n^{-1/2})$. Assertion (120) is then an immediate consequence. Moreover, since $h_1(x)$ is bounded, it can immediately be seen that $Rest_{jk}^{(F)}(\boldsymbol{\beta})$ is uniform integrable, providing additionally $\mathbb{E}(Rest_{jk}^{(F)}(\boldsymbol{\beta})) \rightarrow 0$. Assertion (123) follows immediately.

In order to show (121), note that $\widehat{\mathbf{R}}_n(\boldsymbol{\beta})/n = \mathbf{R}_n(\boldsymbol{\beta})/n + \mathbf{Rest}_n^{(R)}(\boldsymbol{\beta})$. A typical entry

$Rest_{jk}^{(R)}(\boldsymbol{\beta})$ of $\mathbf{Rest}_n^{(R)}(\boldsymbol{\beta})$ reads as

$$Rest_{jk}^{(R)}(\boldsymbol{\beta}) = \frac{1}{n} \sum_{i=1}^n (h'(\widehat{\eta}_i(\boldsymbol{\beta})) - h'(\eta_i(\boldsymbol{\beta}))) X_{ij} X_{ik} (y_i - g(\eta_i(\boldsymbol{\beta}))) \quad (140)$$

$$+ \frac{1}{n} \sum_{i=1}^n h'(\widehat{\eta}_i(\boldsymbol{\beta})) X_{ij} (\widehat{X}_{ik} - X_{ik}) (y_i - g(\eta_i(\boldsymbol{\beta}))) \quad (141)$$

$$+ \frac{1}{n} \sum_{i=1}^n h'(\widehat{\eta}_i(\boldsymbol{\beta})) (\widehat{X}_{ij} - X_{ij}) X_{ik} (y_i - g(\eta_i(\boldsymbol{\beta}))) \quad (142)$$

$$+ \frac{1}{n} \sum_{i=1}^n h'(\widehat{\eta}_i(\boldsymbol{\beta})) (\widehat{X}_{ij} - X_{ij}) (\widehat{X}_{ik} - X_{ik}) (y_i - g(\eta_i(\boldsymbol{\beta}))) \quad (143)$$

$$- \frac{1}{n} \sum_{i=1}^n h'(\widehat{\eta}_i(\boldsymbol{\beta})) \widehat{X}_{ij} \widehat{X}_{ik} (g(\widehat{\eta}_i(\boldsymbol{\beta})) - g(\eta_i(\boldsymbol{\beta}))). \quad (144)$$

We will first show

$$\frac{1}{n} \widehat{\mathbf{R}}_n(\boldsymbol{\beta}_0) = \frac{1}{n} \mathbf{R}_n(\boldsymbol{\beta}_0) + O_P(n^{-\frac{1}{2}}). \quad (145)$$

For $\boldsymbol{\beta} = \boldsymbol{\beta}_0$, since $|h''(\cdot)| \leq M_h$, a Taylor expansion together with the Cauchy-Schwarz inequality and (105) yield $\frac{1}{n} \sum_{i=1}^n (h'(\widehat{\eta}_i(\boldsymbol{\beta}_0)) - h'(\eta_i(\boldsymbol{\beta}_0))) X_{ij} X_{ik} \varepsilon_i = O_P(n^{-\frac{1}{2}})$. Similarly each of the assertions (141)–(143) are $O_P(n^{-\frac{1}{2}})$. At the same time another Taylor expansion of (144) yields together with the Cauchy-Schwarz inequality and (105) for some $\xi_{i,5}$ between $\widehat{\eta}_i(\boldsymbol{\beta})$ and $\eta_i(\boldsymbol{\beta})$:

$$\begin{aligned} & \frac{1}{n} \sum_{i=1}^n h'(\widehat{\eta}_i(\boldsymbol{\beta}_0)) \widehat{X}_{ij} \widehat{X}_{ik} (g(\widehat{\eta}_i(\boldsymbol{\beta}_0)) - g(\eta_i(\boldsymbol{\beta}_0))) \\ &= \sum_{r=2}^{S+1} \beta_{r-1} \frac{1}{n} \sum_{i=1}^n h'(\widehat{\eta}_i(\boldsymbol{\beta}_0)) g'(\xi_{i,5}) \widehat{X}_{ij} \widehat{X}_{ik} (X_{ir} - \widehat{X}_{ir}) = O_P(n^{-\frac{1}{2}}). \end{aligned}$$

We may conclude that

$$\widehat{\mathbf{R}}_n(\boldsymbol{\beta}_0) = \mathbf{R}_n(\boldsymbol{\beta}_0) + O_P(n^{-\frac{1}{2}}).$$

Moreover, our assumptions in particular imply that besides $Rest_{jk}^{(R)}(\boldsymbol{\beta}_0)/n = O_P(n^{-\frac{1}{2}})$ we have $\mathbb{E}(Rest_{jk}^{(R)}(\boldsymbol{\beta}_0)) \rightarrow 0$, proving assertions (145) and (125).

Now suppose $\boldsymbol{\beta} \neq \boldsymbol{\beta}_0$ and take another look at (140):

$$\begin{aligned} & \frac{1}{n} \sum_{i=1}^n (h'(\widehat{\eta}_i(\boldsymbol{\beta})) - h'(\eta_i(\boldsymbol{\beta}))) X_{ij} X_{ik} (y_i - g(\eta_i(\boldsymbol{\beta}))) \\ &= \frac{1}{n} \sum_{i=1}^n (h'(\widehat{\eta}_i(\boldsymbol{\beta})) - h'(\eta_i(\boldsymbol{\beta}))) X_{ij} X_{ik} \varepsilon_i \\ & \quad - \frac{1}{n} \sum_{i=1}^n (h'(\widehat{\eta}_i(\boldsymbol{\beta})) - h'(\eta_i(\boldsymbol{\beta}))) X_{ij} X_{ik} (g(\eta_i(\boldsymbol{\beta})) - g(\eta_i(\boldsymbol{\beta}_0))) \end{aligned}$$

Similar arguments as before, together with $\mathbb{E}(\varepsilon_i^4) < \infty$, can now be used to show that

$$\frac{1}{n} \sum_{i=1}^n (h'(\widehat{\eta}_i(\boldsymbol{\beta})) - h'(\eta_i(\boldsymbol{\beta}))) X_{ij} X_{ik} \varepsilon_i = O_P(n^{-\frac{1}{2}}).$$

A Taylor expansion of $g(\eta_i(\boldsymbol{\beta}))$ leads for some $\xi_{i,6}$ between $\eta_i(\boldsymbol{\beta})$ and $\eta_i(\boldsymbol{\beta}_0)$ to

$$\begin{aligned} & \frac{1}{n} \sum_{i=1}^n (h'(\widehat{\eta}_i(\boldsymbol{\beta})) - h'(\eta_i(\boldsymbol{\beta}))) X_{ij} X_{ik} (g(\eta_i(\boldsymbol{\beta})) - g(\eta_i(\boldsymbol{\beta}_0))) \\ &= \sum_{r=1}^{S+1} (\beta_{r-1} - \beta_{r-1}^{(0)}) \frac{1}{n} \sum_{i=1}^n (h'(\widehat{\eta}_i(\boldsymbol{\beta})) - h'(\eta_i(\boldsymbol{\beta}))) X_{ij} X_{ik} X_{ir} g'(\xi_{i,6}). \end{aligned}$$

Another Taylor expansion of $h'(\widehat{\eta}_i(\boldsymbol{\beta}))$ together with the Cauchy-Schwarz inequality and the boundedness of $|g'(x)|$ and $|h''(x)|$ leads for some $\xi_{i,7}$ between $\widehat{\eta}_i(\boldsymbol{\beta})$ and $\eta_i(\boldsymbol{\beta})$ to

$$\sum_{r=1}^{S+1} (\beta_{r-1} - \beta_{r-1}^{(0)}) \sum_{l=2}^{S+1} \beta_{l-1} \frac{1}{n} \sum_{i=1}^n (X_{il} - \widehat{X}_{il}) X_{ij} X_{ik} X_{ir} g'(\xi_{i,6}) h''(\xi_{i,7}) = O_P(n^{-\frac{1}{2}}).$$

With similar arguments (144) and (141) are, for all $\boldsymbol{\beta}$, $O_P(n^{-\frac{1}{2}})$.

Considerations for (142)–(143) are parallel to the case (141) assertion (121) follows immediately. (124) follows again from a closer investigation of the existence and boundedness of the moments of the rest terms used in the derivations (121). \square

The proof of Theorem 3.3 consists roughly of two steps. In a first step asymptotic existence and consistency of our estimator $\widehat{\boldsymbol{\beta}}$ is developed. In a second step we can then make use of the usual Taylor expansion of the estimation equation $\widehat{\mathbf{U}}_n(\boldsymbol{\beta})$. With the help of Proposition C.3 asymptotic normality of our estimator will follow.

Proof of Theorem 3.3. For a $q_1 \times q_2$ matrix \mathbf{A} let $\|\mathbf{A}\| = \sqrt{\sum_{i=1}^{q_1} \sum_{j=1}^{q_2} a_{ij}^2}$ its Frobenius norm. Moreover we denote by $\mathbf{A}^{1/2}$ ($\mathbf{A}^{T/2}$) the left (the corresponding right) square root of a positive definite matrix \mathbf{A} .

The proof generalizes the arguments used in Corollary 3 and Theorem 1 in Fahrmeir and Kaufmann (1985). For $\delta_1 > 0$ define the neighborhoods

$$N_n(\delta_1) = \{\boldsymbol{\beta} : \|\widehat{\mathbf{F}}_n^{1/2}(\boldsymbol{\beta}_0)(\boldsymbol{\beta} - \boldsymbol{\beta}_0)\| \leq \delta_1\},$$

and remember that with $h_1(x) = g'(x)^2/\sigma^2(g(x))$ we have:

$$\frac{1}{n} \widehat{\mathbf{F}}_n(\boldsymbol{\beta}) = \frac{1}{n} \sum_{i=1}^n h_1(\widehat{\eta}_i(\boldsymbol{\beta})) \widehat{\mathbf{X}}_i \widehat{\mathbf{X}}_i^T.$$

The (j, k) -element of this random matrix is given by $1/n \sum_{i=1}^n h_1(\widehat{\eta}_i(\boldsymbol{\beta})) \widehat{X}_{ij} \widehat{X}_{ik}$ and constitutes a triangular array of row-wise independent and identical distributed random variables.

Let $\widehat{\eta}(\boldsymbol{\beta})$, $\widehat{\mathbf{X}}$ and ε be generic copies of $\widehat{\eta}_i(\boldsymbol{\beta})$, $\widehat{\mathbf{X}}_i$ and ε_i . Since h_1 is bounded it is then easy to see that for any compact neighborhood N around $\boldsymbol{\beta}_0$ we have for all $p \geq 1$:

$$\mathbb{E}(\max_{\boldsymbol{\beta} \in N} |h_1(\widehat{\eta}(\boldsymbol{\beta})) \widehat{X}_j \widehat{X}_k|^p) \leq M_1 \quad (146)$$

for some constant $M_1 < \infty$, not depending on n . On the other hand the (j, k) -element of $\widehat{\mathbf{R}}_n(\boldsymbol{\beta})/n$ can be written as

$$\frac{1}{n} \sum_{i=1}^n h'(\widehat{\eta}_i(\boldsymbol{\beta})) \widehat{X}_{ij} \widehat{X}_{ik} (g(\eta_i(\boldsymbol{\beta}_0)) - g(\widehat{\eta}_i(\boldsymbol{\beta}))) + \frac{1}{n} \sum_{i=1}^n h'(\widehat{\eta}_i(\boldsymbol{\beta})) \widehat{X}_{ij} \widehat{X}_{ik} \varepsilon_i.$$

Using the boundedness of g' and h' it follows from a Taylor expansion that for all $p \geq 1$:

$$\mathbb{E}(\max_{\boldsymbol{\beta} \in N} |h'(\widehat{\eta}(\boldsymbol{\beta})) \widehat{X}_j \widehat{X}_k (g(\eta(\boldsymbol{\beta}_0)) - g(\widehat{\eta}(\boldsymbol{\beta})))|^p) \leq M_2 \quad (147)$$

for some constant $M_2 < \infty$, not depending on n . While the Cauchy-Schwarz inequality together with the assumption $\mathbb{E}(\varepsilon^4) < \infty$ implies that for $1 \leq p \leq 2$:

$$\mathbb{E}(\max_{\boldsymbol{\beta} \in N} |h'(\widehat{\eta}(\boldsymbol{\beta})) \widehat{X}_j \widehat{X}_k \varepsilon|^p) \leq M_3 \quad (148)$$

for some constant $M_3 < \infty$, not depending on n . By (146), (147) and (148) a uniform law of large numbers for triangular arrays leads to

$$\max_{\boldsymbol{\beta} \in N} \left\| \frac{1}{n} \widehat{\mathbf{F}}_n(\boldsymbol{\beta}) - \mathbb{E}(\widehat{\mathbf{F}}(\boldsymbol{\beta})) \right\| \xrightarrow{p} 0, \quad (149)$$

as well as

$$\max_{\boldsymbol{\beta} \in N} \left\| \frac{1}{n} \widehat{\mathbf{R}}_n(\boldsymbol{\beta}) - \mathbb{E}(\widehat{\mathbf{R}}(\boldsymbol{\beta})) \right\| \xrightarrow{p} 0. \quad (150)$$

Moreover, by (146), $\widehat{\mathbf{F}}_n(\boldsymbol{\beta}_0)/n$ converges a.s. to $\mathbb{E}(\widehat{\mathbf{F}}(\boldsymbol{\beta}_0))$, implying $\lambda_{\min} \widehat{\mathbf{F}}_n(\boldsymbol{\beta}_0) \rightarrow \infty$ a.s., where $\lambda_{\min} \mathbf{A}$ denotes the smallest eigenvalue of a matrix \mathbf{A} . Note that as a direct consequence the neighborhoods $N_n(\delta_1)$ shrink (a.s.) to $\boldsymbol{\beta}_0$ for all $\delta_1 > 0$. On the other hand, since by (125), $\mathbb{E}(\widehat{\mathbf{R}}(\boldsymbol{\beta}_0)) \rightarrow 0$ and $\mathbb{E}(\widehat{\mathbf{R}}(\boldsymbol{\beta}))$ is continuous in $\boldsymbol{\beta}$ we have for all $\epsilon > 0$, with probability converging to 1,

$$\left\| \frac{1}{n} \widehat{\mathbf{R}}_n(\boldsymbol{\beta}) \right\| \leq \left\| \frac{1}{n} \widehat{\mathbf{R}}_n(\boldsymbol{\beta}) - \mathbb{E}(\widehat{\mathbf{R}}(\boldsymbol{\beta})) \right\| + \left\| \mathbb{E}(\widehat{\mathbf{R}}(\boldsymbol{\beta})) - \mathbb{E}(\widehat{\mathbf{R}}(\boldsymbol{\beta}_0)) \right\| + \left\| \mathbb{E}(\widehat{\mathbf{R}}(\boldsymbol{\beta}_0)) \right\| \leq \epsilon$$

if $\boldsymbol{\beta}$ is sufficiently close to $\boldsymbol{\beta}_0$.

The usual decomposition then yields for all $\epsilon > 0$, with probability converging to 1:

$$\begin{aligned} \left\| -\frac{1}{n} \widehat{\mathbf{H}}_n(\boldsymbol{\beta}) - \frac{1}{n} \widehat{\mathbf{F}}_n(\boldsymbol{\beta}_0) \right\| &\leq \left\| \frac{1}{n} \widehat{\mathbf{F}}_n(\boldsymbol{\beta}) - \frac{1}{n} \widehat{\mathbf{F}}_n(\boldsymbol{\beta}_0) \right\| + \left\| \frac{1}{n} \widehat{\mathbf{R}}_n(\boldsymbol{\beta}) \right\| \\ &\leq \left\| \frac{1}{n} \widehat{\mathbf{F}}_n(\boldsymbol{\beta}) - \mathbb{E}(\widehat{\mathbf{F}}(\boldsymbol{\beta})) \right\| + \left\| \mathbb{E}(\widehat{\mathbf{F}}(\boldsymbol{\beta}_0)) - \frac{1}{n} \widehat{\mathbf{F}}_n(\boldsymbol{\beta}_0) \right\| + \left\| \mathbb{E}(\widehat{\mathbf{F}}(\boldsymbol{\beta})) - \mathbb{E}(\widehat{\mathbf{F}}(\boldsymbol{\beta}_0)) \right\| \\ &\quad + \left\| \frac{1}{n} \widehat{\mathbf{R}}_n(\boldsymbol{\beta}) \right\| \leq \epsilon, \end{aligned}$$

if $\boldsymbol{\beta}$ is sufficiently close to $\boldsymbol{\beta}_0$. Similar to the proof of Corollary 3 in Fahrmeir and Kaufmann (1985) we may infer from this inequality that for all $\delta_1 > 0$ we have

$$\max_{\boldsymbol{\beta} \in N_n(\delta_1)} \|\widehat{\boldsymbol{V}}_n(\boldsymbol{\beta}) - \mathbf{I}_{S+1}\| \xrightarrow{p} 0,$$

where $\widehat{\boldsymbol{V}}_n(\boldsymbol{\beta}) = -\widehat{\mathbf{F}}_n^{-1/2}(\boldsymbol{\beta}_0)\widehat{\mathbf{H}}_n(\boldsymbol{\beta})\widehat{\mathbf{F}}_n^{-T/2}(\boldsymbol{\beta}_0)$ and \mathbf{I}_p denotes the $p \times p$ identity matrix. Again, following the arguments in (Fahrmeir and Kaufmann, 1985, cf. Section 4.1), this in particular implies that for all $\delta_1 > 0$ we have

$$P(-\widehat{\mathbf{H}}_n(\boldsymbol{\beta}) - c\widehat{\mathbf{F}}_n(\boldsymbol{\beta}_0) \text{ positive semidefinite for all } \boldsymbol{\beta} \in N_n(\delta_1)) \rightarrow 1 \quad (151)$$

for some constant $c > 0$, c independent of δ_1 .

Let $\widehat{Q}_n(\boldsymbol{\beta})$ be the quasi-likelihood function evaluated at the points of impact estimates $\widehat{\tau}_r$. We aim to show that for any $\zeta > 0$ there exists a $\delta_1 > 0$ such that

$$P(\widehat{Q}_n(\boldsymbol{\beta}) - \widehat{Q}_n(\boldsymbol{\beta}_0) < 0 \text{ for all } \boldsymbol{\beta} \in \partial N_n(\delta_1)) \geq 1 - \zeta \quad (152)$$

for all sufficiently large n . Note that the event $\widehat{Q}_n(\boldsymbol{\beta}) - \widehat{Q}_n(\boldsymbol{\beta}_0) < 0$ for all $\boldsymbol{\beta} \in \partial N_n(\delta_1)$ implies that there is a maximum inside of $N_n(\delta_1)$. Moreover, since $\widehat{\mathbf{R}}_n(\boldsymbol{\beta})/n$ is asymptotically negligible in a neighborhood around $\boldsymbol{\beta}_0$, and at the same time $\widehat{\mathbf{F}}_n(\boldsymbol{\beta})/n$ converges in probability to a positive definite matrix, the maximum will, with probability converging to 1, be uniquely determined as a zero of the score function $\widehat{\mathbf{U}}_n(\boldsymbol{\beta})$. (152) then in particular implies that $P(\widehat{\mathbf{U}}_n(\widetilde{\boldsymbol{\beta}}) = 0) \rightarrow 1$ and, together with the observation that $N_n(\delta_1)$ shrink (a.s.) to $\boldsymbol{\beta}_0$, it implies consistency of our estimator, i.e. $\widehat{\boldsymbol{\beta}} \xrightarrow{p} \boldsymbol{\beta}_0$.

A Taylor expansion yields, with $\boldsymbol{\lambda} = \widehat{\mathbf{F}}_n^{T/2}(\boldsymbol{\beta}_0)(\boldsymbol{\beta} - \boldsymbol{\beta}_0)/\delta_1$, for some $\widetilde{\boldsymbol{\beta}}$ on the line segment between $\boldsymbol{\beta}$ and $\boldsymbol{\beta}_0$:

$$\widehat{Q}_n(\boldsymbol{\beta}) - \widehat{Q}_n(\boldsymbol{\beta}_0) = \delta_1 \boldsymbol{\lambda}' \widehat{\mathbf{F}}_n^{-1/2}(\boldsymbol{\beta}_0) \widehat{\mathbf{U}}_n(\boldsymbol{\beta}_0) - \delta_1^2 \boldsymbol{\lambda}' \widehat{\boldsymbol{V}}_n(\widetilde{\boldsymbol{\beta}}) \boldsymbol{\lambda} / 2, \quad \boldsymbol{\lambda}' \boldsymbol{\lambda} = 1.$$

Using for the next few lines the spectral norm one may argue similarly to (3.9) in Fahrmeir and Kaufmann (1985), that it suffices to show that for any $\zeta > 0$ we have

$$P(\|\widehat{\mathbf{F}}_n^{-1/2}(\boldsymbol{\beta}_0) \widehat{\mathbf{U}}_n(\boldsymbol{\beta}_0)\| < \delta_1^2 \lambda_{\min}^2 \widehat{\boldsymbol{V}}_n(\widetilde{\boldsymbol{\beta}}) / 4) \geq 1 - \zeta.$$

Note that (151) implies that with probability converging to one we have

$$\lambda_{\min}^2 \widehat{\boldsymbol{V}}_n(\widetilde{\boldsymbol{\beta}}) \geq c^2.$$

Hence, with probability converging to one:

$$P(\|\widehat{\mathbf{F}}_n^{-1/2}(\boldsymbol{\beta}_0) \widehat{\mathbf{U}}_n(\boldsymbol{\beta}_0)\|^2 < \delta_1^2 \lambda_{\min}^2 \widehat{\boldsymbol{V}}_n(\widetilde{\boldsymbol{\beta}}) / 4) \geq P(\|\widehat{\mathbf{F}}_n^{-1/2}(\boldsymbol{\beta}_0) \widehat{\mathbf{U}}_n(\boldsymbol{\beta}_0)\|^2 < (\delta_1 c)^2 / 4).$$

At the same time (118) and (120) can be used to derive

$$\widehat{\mathbf{F}}_n^{-1/2}(\boldsymbol{\beta}_0) \widehat{\mathbf{U}}_n(\boldsymbol{\beta}_0) = \left(\frac{1}{n} \widehat{\mathbf{F}}_n\right)^{-1/2}(\boldsymbol{\beta}_0) \frac{1}{\sqrt{n}} \widehat{\mathbf{U}}_n(\boldsymbol{\beta}_0) = \mathbf{F}_n^{-1/2}(\boldsymbol{\beta}_0) \mathbf{U}_n(\boldsymbol{\beta}_0) + o_P(1).$$

By the continuous mapping theorem we then have for all $\epsilon > 0$ with probability converging to 1

$$\|\widehat{\mathbf{F}}_n^{-1/2}(\boldsymbol{\beta}_0)\widehat{\mathbf{U}}_n(\boldsymbol{\beta}_0)\|^2 \leq \|\mathbf{F}_n^{-1/2}(\boldsymbol{\beta}_0)\mathbf{U}_n(\boldsymbol{\beta}_0)\|^2 + \epsilon. \quad (153)$$

Since $\mathbb{E}(\|\mathbf{F}_n^{-1/2}(\boldsymbol{\beta}_0)\mathbf{U}_n(\boldsymbol{\beta}_0)\|^2) = p$, we may conclude from (153) that with probability converging to 1 we have for all sufficiently large n :

$$\begin{aligned} P(\|\widehat{\mathbf{F}}_n^{-1/2}(\boldsymbol{\beta}_0)\widehat{\mathbf{U}}_n(\boldsymbol{\beta}_0)\|^2 < \delta_1^2 \lambda_{\min}^2 \widehat{\mathbf{V}}_n(\tilde{\boldsymbol{\beta}})/4) &\geq P(\|\widehat{\mathbf{F}}_n^{-1/2}(\boldsymbol{\beta}_0)\widehat{\mathbf{U}}_n(\boldsymbol{\beta}_0)\|^2 < (\delta_1 c)^2/4) \\ &\geq P(\|\mathbf{F}_n^{-1/2}(\boldsymbol{\beta}_0)\mathbf{U}_n(\boldsymbol{\beta}_0)\|^2 < (\delta_1 c)^2/8) \\ &\geq 1 - 8p/(\delta_1 c)^2 = 1 - \zeta, \end{aligned}$$

yielding (152) for $\delta_1^2 = 8p/(c^2\zeta)$. Asymptotic existence and consistency of our estimator are immediate consequences.

Remember that we have

$$\begin{aligned} \frac{1}{n}\widehat{\mathbf{H}}_n(\boldsymbol{\beta}) &= \frac{1}{n}\frac{\partial \widehat{\mathbf{U}}_n(\boldsymbol{\beta})}{\partial \boldsymbol{\beta}} \\ &= -\frac{1}{n}\widehat{\mathbf{D}}_n(\boldsymbol{\beta})^T \widehat{\mathbf{V}}_n(\boldsymbol{\beta})^{-1} \widehat{\mathbf{D}}_n(\boldsymbol{\beta}) + \frac{1}{n} \sum_{i=1}^n h'(\widehat{\eta}_i) \widehat{\mathbf{X}}_i \widehat{\mathbf{X}}_i^T (y_i - g(\widehat{\eta}_i(\boldsymbol{\beta}))) \\ &= -\frac{1}{n}\widehat{\mathbf{F}}_n(\boldsymbol{\beta}) + \frac{1}{n}\widehat{\mathbf{R}}_n(\boldsymbol{\beta}). \end{aligned}$$

Now, a Taylor expansion of $\widehat{\mathbf{U}}_n(\widehat{\boldsymbol{\beta}})$ around $\boldsymbol{\beta}_0$ yields for some $\tilde{\boldsymbol{\beta}}$ between $\widehat{\boldsymbol{\beta}}$ and $\boldsymbol{\beta}_0$ (note that $\tilde{\boldsymbol{\beta}}$ obviously differs from element to element):

$$\begin{aligned} \widehat{\mathbf{U}}_n(\boldsymbol{\beta}_0) &= \widehat{\mathbf{U}}_n(\widehat{\boldsymbol{\beta}}) - \widehat{\mathbf{H}}_n(\tilde{\boldsymbol{\beta}})(\widehat{\boldsymbol{\beta}} - \boldsymbol{\beta}_0) = -\widehat{\mathbf{H}}_n(\tilde{\boldsymbol{\beta}})(\widehat{\boldsymbol{\beta}} - \boldsymbol{\beta}_0) \\ &= -\left(-\widehat{\mathbf{F}}_n(\boldsymbol{\beta}_0)(\widehat{\boldsymbol{\beta}} - \boldsymbol{\beta}_0) + (\widehat{\mathbf{H}}_n(\tilde{\boldsymbol{\beta}}) - \widehat{\mathbf{H}}_n(\boldsymbol{\beta}_0))(\widehat{\boldsymbol{\beta}} - \boldsymbol{\beta}_0) + (\widehat{\mathbf{H}}_n(\boldsymbol{\beta}_0) + \widehat{\mathbf{F}}_n(\boldsymbol{\beta}_0))(\widehat{\boldsymbol{\beta}} - \boldsymbol{\beta}_0)\right). \end{aligned}$$

With some straightforward calculations this leads to

$$\begin{aligned} \sqrt{n}(\widehat{\boldsymbol{\beta}} - \boldsymbol{\beta}_0) &= \left(\mathbf{I}_{S+1} - \left(\frac{1}{n}\widehat{\mathbf{F}}_n(\boldsymbol{\beta}_0)\right)^{-1} \left(\frac{\widehat{\mathbf{H}}_n(\tilde{\boldsymbol{\beta}}) - \widehat{\mathbf{H}}_n(\boldsymbol{\beta}_0)}{n}\right) \right. \\ &\quad \left. - \left(\frac{1}{n}\widehat{\mathbf{F}}_n(\boldsymbol{\beta}_0)\right)^{-1} \left(\frac{\widehat{\mathbf{H}}_n(\boldsymbol{\beta}_0) + \widehat{\mathbf{F}}_n(\boldsymbol{\beta}_0)}{n}\right) \right)^{-1} \left(\frac{\widehat{\mathbf{F}}_n(\boldsymbol{\beta}_0)}{n}\right)^{-1} \frac{\widehat{\mathbf{U}}_n(\boldsymbol{\beta}_0)}{\sqrt{n}}. \end{aligned} \quad (154)$$

By (120) and (121) in Proposition C.3 we have

$$\frac{\widehat{\mathbf{H}}_n(\boldsymbol{\beta}_0) + \widehat{\mathbf{F}}_n(\boldsymbol{\beta}_0)}{n} = \frac{\mathbf{H}_n(\boldsymbol{\beta}_0) + \mathbf{F}_n(\boldsymbol{\beta}_0)}{n} + o_P(1).$$

But since h' is bounded we have for all $\boldsymbol{\beta} \in \mathbf{R}^{S+1}$

$$\mathbb{E}\left(\left\|\frac{\mathbf{H}_n(\boldsymbol{\beta}) + \mathbf{F}_n(\boldsymbol{\beta})}{n}\right\|_2^2\right) = \sum_{j=1}^{S+1} \sum_{k=1}^{S+1} \mathbb{E}\left(\left(\frac{1}{n} \sum_{i=1}^n \varepsilon_i X_{ij} X_{ik} h'(\eta_i(\boldsymbol{\beta}))\right)^2\right) = O(n^{-1}),$$

implying $(\mathbf{H}_n(\boldsymbol{\beta}_0) + \mathbf{F}_n(\boldsymbol{\beta}_0))/n = O_P(n^{-\frac{1}{2}})$ and hence also

$$\left\| \left(\frac{1}{n} \widehat{\mathbf{F}}_n(\boldsymbol{\beta}_0) \right)^{-1} \left(\frac{\widehat{\mathbf{H}}(\boldsymbol{\beta}_0) + \widehat{\mathbf{F}}(\boldsymbol{\beta}_0)}{n} \right) \right\|_2 = o_P(1).$$

By using (149) and (150) we can conclude that for any compact neighborhood N around $\boldsymbol{\beta}_0$:

$$\max_{\boldsymbol{\beta} \in N} \left\| \frac{1}{n} \widehat{\mathbf{H}}_n(\boldsymbol{\beta}) - \mathbb{E}(\widehat{\mathbf{H}}(\boldsymbol{\beta})) \right\| \xrightarrow{P} 0. \quad (155)$$

Obviously, $\widetilde{\boldsymbol{\beta}}$ is consistent for $\boldsymbol{\beta}_0$, since $\widehat{\boldsymbol{\beta}}$ is consistent for $\boldsymbol{\beta}_0$. We may conclude that $\widetilde{\boldsymbol{\beta}}$ will be in some compact neighborhood N around $\boldsymbol{\beta}_0$ with probability converging to 1. Moreover, since $\mathbb{E}(\widehat{\mathbf{H}}(\boldsymbol{\beta}))$ is continuous in $\boldsymbol{\beta}$, (155) then implies that additionally we have

$$\max_{\boldsymbol{\beta} \in N} \left\| \frac{1}{n} \widehat{\mathbf{H}}_n(\widetilde{\boldsymbol{\beta}}) - \mathbb{E}(\widehat{\mathbf{H}}(\boldsymbol{\beta}_0)) \right\| = o_P(1). \quad (156)$$

The above arguments can then be used to show that

$$\left\| \left(\frac{\widehat{\mathbf{H}}_n(\widetilde{\boldsymbol{\beta}}) - \widehat{\mathbf{H}}_n(\boldsymbol{\beta}_0)}{n} \right) \right\| \leq \left\| \frac{\widehat{\mathbf{H}}_n(\widetilde{\boldsymbol{\beta}})}{n} - \mathbb{E}(\widehat{\mathbf{H}}(\boldsymbol{\beta}_0)) \right\| + \left\| \frac{\widehat{\mathbf{H}}_n(\boldsymbol{\beta}_0)}{n} - \mathbb{E}(\widehat{\mathbf{H}}(\boldsymbol{\beta}_0)) \right\| = o_P(1).$$

Hence it also holds that

$$\left\| \left(\frac{1}{n} \widehat{\mathbf{F}}_n(\boldsymbol{\beta}_0) \right)^{-1} \left(\frac{\widehat{\mathbf{H}}_n(\widetilde{\boldsymbol{\beta}}) - \widehat{\mathbf{H}}_n(\boldsymbol{\beta}_0)}{n} \right) \right\| = o_P(1).$$

The asymptotic prevailing term in (154) can then be seen as

$$\sqrt{n}(\widehat{\boldsymbol{\beta}} - \boldsymbol{\beta}) \sim \left(\frac{\widehat{\mathbf{F}}_n(\boldsymbol{\beta}_0)}{n} \right)^{-1} \frac{\widehat{\mathbf{U}}_n(\boldsymbol{\beta}_0)}{\sqrt{n}}. \quad (157)$$

It is easy to see that our assumptions on $h(x) = g'(x)/\sigma^2(g(x))$ imply that $\mathbb{E}(\|\mathbf{F}_n(\boldsymbol{\beta}_0)/n\|^2) = O(\frac{1}{n})$. Together with (120) we thus have $\widehat{\mathbf{F}}_n(\boldsymbol{\beta}_0)/n = \mathbf{F}_n(\boldsymbol{\beta}_0)/n + O_P(n^{-\frac{1}{2}}) = \mathbb{E}(\mathbf{F}(\boldsymbol{\beta}_0)) + O_P(n^{-\frac{1}{2}})$ as well as $(\widehat{\mathbf{F}}_n(\boldsymbol{\beta}_0)/n)^{-1} = (\mathbb{E}(\mathbf{F}(\boldsymbol{\beta}_0)))^{-1} + O_P(n^{-\frac{1}{2}})$.

On the other hand, the Lindeberg-Lévy central limit theorem implies that $\frac{1}{\sqrt{n}}\mathbf{U}(\boldsymbol{\beta}_0) \xrightarrow{d} N(\mathbf{0}, \mathbb{E}(\mathbf{F}(\boldsymbol{\beta}_0)))$. Together with (118) we then obtain

$$\left(\frac{\widehat{\mathbf{F}}(\boldsymbol{\beta}_0)}{n} \right)^{-1} \frac{\widehat{\mathbf{U}}(\boldsymbol{\beta}_0)}{\sqrt{n}} \xrightarrow{d} N(\mathbf{0}, (\mathbb{E}(\mathbf{F}(\boldsymbol{\beta}_0)))^{-1}),$$

which proves the theorem. □

Corollary C.1. *Under the assumptions of Section 3.2. For any compact neighborhood N around β_0 we have*

$$\max_{\beta \in N} \left\| \frac{1}{n} \widehat{\mathbf{U}}_n(\beta) - \frac{1}{n} \mathbf{U}_n(\beta) \right\| = o_P(1), \quad (158)$$

$$\max_{\beta \in N} \left\| \frac{1}{n} \widehat{\mathbf{F}}_n(\beta) - \frac{1}{n} \mathbf{F}_n(\beta) \right\| = o_P(1), \quad (159)$$

$$\max_{\beta \in N} \left\| \frac{1}{n} \widehat{\mathbf{R}}_n(\beta) - \frac{1}{n} \mathbf{R}_n(\beta) \right\| = o_P(1), \quad (160)$$

as well as

$$\max_{\beta \in N} \left\| \frac{1}{n} \widehat{\mathbf{H}}_n(\beta) - \frac{1}{n} \mathbf{H}_n(\beta) \right\| = o_P(1). \quad (161)$$

Proof of Corollary C.1: The proofs of Assertions 158-160 are very similar. We begin with the proof of Assertion 158. Using again generic copies of $\widehat{\eta}_i$, $\widehat{\mathbf{X}}_i$ and y_i we have with $h(x) = g'(x)/\sigma^2(g(x))$:

$$\mathbb{E}(n^{-1} \widehat{\mathbf{U}}_n(\beta)) = \mathbb{E}(\widehat{\mathbf{U}}(\beta)) = \mathbb{E}(h(\widehat{\eta}) \widehat{\mathbf{X}}(y - g(\widehat{\eta}(\beta)))).$$

The j -th equation of $\widehat{\mathbf{U}}(\beta)$ can be rewritten as

$$h(\widehat{\eta}(\beta)) \widehat{X}_j(y - g(\widehat{\eta}(\beta))) = h(\widehat{\eta}(\beta)) \widehat{X}_j \epsilon + h(\widehat{\eta}(\beta)) \widehat{X}_j (g(\eta(\beta_0)) - g(\widehat{\eta}(\beta))).$$

Choose an arbitrary compact neighborhood N around β_0 . Since $|h(\cdot)| \leq M_h$, $\mathbb{E}(\epsilon^4) < \infty$ and $|g'(\cdot)| < M_g$, it follows from a Taylor expansion that for $1 \leq p \leq 2$ we have

$$\mathbb{E}(\max_{\beta \in N} |h(\widehat{\eta}(\beta)) \widehat{X}_j(y - g(\widehat{\eta}(\beta)))|^p) \leq M_{1,1} \quad (162)$$

for a constant $0 \leq M_{1,1} < \infty$ not depending on n . By (162) we can apply a uniform law of large numbers for triangular arrays to conclude that

$$\max_{\beta \in N} \left\| \frac{1}{n} \widehat{\mathbf{U}}_n(\beta) - \mathbb{E}(\widehat{\mathbf{U}}(\beta)) \right\| = o_P(1). \quad (163)$$

Similar considerations lead to

$$\max_{\beta \in N} \left\| \frac{1}{n} \mathbf{U}_n(\beta) - \mathbb{E}(\mathbf{U}(\beta)) \right\| = o_P(1). \quad (164)$$

By the usual decomposition we have

$$\begin{aligned} \left\| \frac{1}{n} \widehat{\mathbf{U}}_n(\beta) - \frac{1}{n} \mathbf{U}_n(\beta) \right\| &\leq \left\| \frac{1}{n} \widehat{\mathbf{U}}_n(\beta) - \mathbb{E}(\widehat{\mathbf{U}}(\beta)) \right\| \\ &\quad + \left\| \frac{1}{n} \mathbf{U}_n(\beta) - \mathbb{E}(\mathbf{U}(\beta)) \right\| + \left\| \mathbb{E}(\widehat{\mathbf{U}}(\beta)) - \mathbb{E}(\mathbf{U}(\beta)) \right\|. \end{aligned} \quad (165)$$

Assertion (158) then follows immediately from (163), (164), if we can show that $\mathbb{E}(\widehat{\mathbf{U}}(\boldsymbol{\beta}))$ converges uniformly to $\mathbb{E}(\mathbf{U}(\boldsymbol{\beta}))$ and not only pointwise as given in (122).

It is well known that pointwise convergence of a sequence of functions f_n on a compact set N can be extended to uniform convergence over N , if f_n is an equicontinuous sequence. Remember that a sufficient condition for equicontinuity is that there exists a common Lipschitz constant. We aim to show that there exists a constant $L < \infty$, where L does not depend on n , such that for all $\boldsymbol{\beta}$ and $\tilde{\boldsymbol{\beta}}$ in N we have $\|\mathbb{E}(\widehat{\mathbf{U}}(\boldsymbol{\beta})) - \mathbb{E}(\widehat{\mathbf{U}}(\tilde{\boldsymbol{\beta}}))\| \leq L\|\boldsymbol{\beta} - \tilde{\boldsymbol{\beta}}\|$. Remember that the j th equation of $\mathbb{E}(\widehat{\mathbf{U}}(\boldsymbol{\beta}))$ is given by $\mathbb{E}(h(\hat{\eta}(\boldsymbol{\beta}))\widehat{X}_j(y - g(\hat{\eta}(\boldsymbol{\beta}))))$. Note that

$$\begin{aligned} & h(\hat{\eta}(\boldsymbol{\beta}))\widehat{X}_j(y - g(\hat{\eta}(\boldsymbol{\beta}))) - h(\hat{\eta}(\tilde{\boldsymbol{\beta}}))\widehat{X}_j(y - g(\hat{\eta}(\tilde{\boldsymbol{\beta}}))) \\ &= \widehat{X}_j y (h(\hat{\eta}(\boldsymbol{\beta})) - h(\hat{\eta}(\tilde{\boldsymbol{\beta}}))) \\ &+ \widehat{X}_j h(\hat{\eta}(\tilde{\boldsymbol{\beta}})) (g(\hat{\eta}(\tilde{\boldsymbol{\beta}})) - g(\hat{\eta}(\boldsymbol{\beta}))) \\ &- \widehat{X}_j (h(\hat{\eta}(\tilde{\boldsymbol{\beta}})) - h(\hat{\eta}(\boldsymbol{\beta}))) g(\hat{\eta}(\boldsymbol{\beta})). \end{aligned} \tag{166}$$

Since for a $J \times K$ matrix A we have $\|A\| = \sqrt{\sum_{j,k} a_{jk}^2} \leq \sum_{j,k} |a_{jk}|$ and since h , h' and g' are bounded and N is compact, our assumptions on X then in particular imply together with (166) that there exists a constant $L < \infty$, which is in particular independent of n such that for all $\boldsymbol{\beta}$ and $\tilde{\boldsymbol{\beta}} \in N$

$$\|\mathbb{E}(\widehat{\mathbf{U}}(\boldsymbol{\beta})) - \mathbb{E}(\widehat{\mathbf{U}}(\tilde{\boldsymbol{\beta}}))\| \leq L\|\boldsymbol{\beta} - \tilde{\boldsymbol{\beta}}\|. \tag{167}$$

Assertion (158) then follows from (165) together with (163), (164), (122) and (167).

In order to proof Assertion (159) we can use the decomposition

$$\begin{aligned} \left\| \frac{1}{n} \widehat{\mathbf{F}}_n(\boldsymbol{\beta}) - \frac{1}{n} \mathbf{F}_n(\boldsymbol{\beta}) \right\| &\leq \left\| \frac{1}{n} \widehat{\mathbf{F}}_n(\boldsymbol{\beta}) - \mathbb{E}(\widehat{\mathbf{F}}(\boldsymbol{\beta})) \right\| \\ &+ \left\| \frac{1}{n} \mathbf{F}_n(\boldsymbol{\beta}) - \mathbb{E}(\mathbf{F}(\boldsymbol{\beta})) \right\| + \left\| \mathbb{E}(\widehat{\mathbf{F}}(\boldsymbol{\beta})) - \mathbb{E}(\mathbf{F}(\boldsymbol{\beta})) \right\|. \end{aligned}$$

Let $h_1(x) = g'(x)^2/\sigma^2(g(x))$ and remember that $|h_1(\cdot)| \leq M_{h_1}$ for some constant $M_{h_1} < \infty$. It immediately follows that for any compact neighborhood N around $\boldsymbol{\beta}_0$ we have

$$\mathbb{E}(\max_{\boldsymbol{\beta} \in N} \|h_1(\eta_i(\boldsymbol{\beta})) \mathbf{X}_i \mathbf{X}_i^T\|) < \infty. \tag{168}$$

By (168) we can apply a uniform law of large numbers to derive

$$\max_{\boldsymbol{\beta} \in N} \left\| \frac{1}{n} \mathbf{F}_n(\boldsymbol{\beta}) - \mathbb{E}(\mathbf{F}(\boldsymbol{\beta})) \right\| = o_P(1). \tag{169}$$

Assertion 159 then follows immediately from (169), (149) and (123), which holds uniformly on N by similar steps as above by noting that a typical element of $\widehat{\mathbf{F}}(\boldsymbol{\beta}) - \widehat{\mathbf{F}}(\tilde{\boldsymbol{\beta}})$ can be written as $\widehat{X}_j \widehat{X}_k (h_1(\hat{\eta}(\boldsymbol{\beta})) - h_1(\hat{\eta}(\tilde{\boldsymbol{\beta}})))$.

Assertion 160 can be proved in a similar manner using (122), (155) and the uniform convergence of $\|\mathbf{R}_n(\boldsymbol{\beta})/n - \mathbb{E}(\mathbf{R}(\boldsymbol{\beta}))\|$, which is easy to establish using $h_1(\eta(\boldsymbol{\beta})) \mathbf{X} \mathbf{X}^T (y - g(\eta(\boldsymbol{\beta}))) = h_1(\eta(\boldsymbol{\beta})) \mathbf{X} \mathbf{X}^T \varepsilon + h_1(\eta(\boldsymbol{\beta})) \mathbf{X} \mathbf{X}^T (g(\eta(\boldsymbol{\beta}_0)) - g(\eta(\boldsymbol{\beta})))$ and the assumption that $|h_1'(\cdot)| \leq M_{h_1}$.

To proof assertion (161), remember that $\widehat{\mathbf{H}}(\boldsymbol{\beta})/n = -\widehat{\mathbf{F}}_n(\boldsymbol{\beta})/n + \widehat{\mathbf{R}}_n(\boldsymbol{\beta})/n$, assertion (161) follows then immediately from (159) and (160). \square

References

- Brillinger, D. R. (2012a). A generalized linear model with “gaussian” regressor variables. In *Selected Works of David Brillinger*, pp. 589–606. Springer.
- Brillinger, D. R. (2012b). The identification of a particular nonlinear time series system. In *Selected Works of David Brillinger*, pp. 607–613. Springer.
- Fahrmeir, L. and H. Kaufmann (1985). Consistency and asymptotic normality of the maximum likelihood estimator in generalized linear models. *The Annals of Statistics* 13(1), 342–368.
- Johnstone, I. M. and A. Y. Lu (2009). On consistency and sparsity for principal components analysis in high dimensions. *Journal of the American Statistical Association* 104(486), 682–693.
- Kneip, A., D. Poß, and P. Sarda (2016). Supplement to “Functional linear regression with points of impact”. *The Annals of Statistics*.
- Li, Q. and J. Racine (2006). *Nonparametric Econometrics: Theory and Practice*. Princeton University Press.
- Liu, J. S. (1994). Siegel’s formula via stein’s identities. *Statistics & Probability Letters* 21(3), 247–251.
- Stein, C. M. (1981). Estimation of the mean of a multivariate normal distribution. *The Annals of Statistics* 9(6), 1135–1151.
- van de Geer, S. and J. Lederer (2013). The bernstein-orlicz norm and deviation inequalities. *Probability Theory and Related Fields* 157(1), 225–250.
- van der Vaart, A. W. and J. A. Wellner (1996). *Weak Convergence and Empirical Processes: With Applications to Statistics*. Springer.