

FONTS-2-HANDWRITING: A SEED-AUGMENT-TRAIN FRAMEWORK FOR UNIVERSAL DIGIT CLASSIFICATION

Vinay Uday Prabhu, Sanghyun Han, Dian Ang Yap, Mihail Douhaniaris, Preethi Seshadri & John Whaley
UnifyID AI Labs
Redwood City, CA 94063, USA
{vinay, sang, dyap, mdouhaniaris, preethi, john}@unify.id

ABSTRACT

In this paper, we propose a Seed-Augment-Train/Transfer (SAT) framework that contains a synthetic seed image dataset generation procedure for languages with different numeral systems using freely available open font file datasets. This seed dataset of images is then augmented to create a purely synthetic training dataset, which is in turn used to train a deep neural network and test on held-out real world handwritten digits dataset spanning five Indic scripts, Kannada, Tamil, Gujarati, Malayalam, and Devanagari. We showcase the efficacy of this approach both qualitatively, by training a Boundary-seeking GAN (BGAN) that generates realistic digit images in the five languages, and also quantitatively by testing a CNN trained on the synthetic data on the real-world datasets. This establishes not only an interesting nexus between the **font-datasets-world** and transfer learning but also provides a recipe for **universal-digit classification** in any script.

1 INTRODUCTION

TLDR: *Train on synthetic fonts data, test on handwritten digits*

Transfer learning from the *synthetic realm* to the real-world has elicited a lot of attention in the machine learning community recently (See [Shrivastava et al., 2017; Santana & Hotz, 2016; Inoue et al., 2018b]). This typically entails three steps:

1. Generating large volumes of synthetic training data (which is often a relatively *cheap* process)
2. Synthesizing it using a domain specific recipe to address the *reality gap* [Inoue et al., 2018a]
3. Training real-world deployment-worthy machine learning models.

As seen in [Shrivastava et al., 2017; Santana & Hotz, 2016; Inoue et al., 2018b], deep generative models such as Variational Auto-Encoders (VAE) and Generative Adversarial Networks (GAN) are often deployed during the synthesizing process. This paper fits squarely into this category of work, where we tackle the problem of absence of MNIST-scale datasets for Indic scripts to achieve high, real-world accuracy digit classification by using synthetic datasets generated by harnessing the Open Font License¹ (OFL) font files freely available on the internet.

The main contributions of this paper are:

1. New handwritten, MNIST-styled *Indic-digits* datasets for the following five languages: Kannada, Tamil, Gujarati, Malayalam and Devanagari with 1280 images each.
2. The Seed-Augment-Transfer (SAT) framework for real-world digit classification. This framework can be extended in a myriad of ways to potentially cover all digit representations in various language scripts.
3. Successfully trained digit-GAN models for the Indic languages listed above.
4. Open-sourced scripts and code² to reproduce the results disseminated in this paper.

¹ https://en.wikipedia.org/wiki/SIL_Open_Font_License

² <https://github.com/unifyid-labs/DeepGenStruct-Notebooks>

The rest of the paper is organized as follows. In Section 2, we cover in detail the real-world dataset generation process. In Section 3, we introduce the SAT framework. In Section 4 we present the classification and the generative model results, and conclude the paper and discuss extended work in Section 5.

2 DATASET PREPARATION

We have authored this section in fair detail in order to aid replicability of the results. We begin with a handwritten grid of 32 x 40 digits on a commercial Mead Cambridge Quad Writing Pad, 8-1/2" x 11", Quad Ruled, White, 80 Sheets/Pad book³ with a black ink Z-Grip Series — Zebra Pen⁴. We then scan the sheet(s) using a Dell - S3845cdn scanner⁵ and use an image segmentation script to slice the scanned image grid to generate 1280 28 x 28 *mnist-ized* digit images. An example of the raw scanned image for the *Devanagari-Hindi* script is as shown in Fig 1, with the class-wise means of the handwritten digit images for the five languages are as shown in Fig 2.




Figure 1: The raw scanned image for the Devanagari handwritten digits dataset

We now perform a novel 2-step sanity check for MNIST compatibility for the languages in the following manner.

2.1 COMMONALITY OF THE ZERO DIGIT

Firstly, we pick images belonging to class 0 and pass it through a CNN pre-trained on the MNIST dataset [LeCun et al., 1998]. Given that the representation of 0 is the same in all the Indic languages and the *standard-MNIST* [LeCun et al., 1998], we expect to get high accuracy predictions for this class.

³<https://www.amazon.com/Mead-59878-Cambridge-Stiff-Back-Planning/dp/B0028N6PU6>

⁴https://www.amazon.com/s?k=Zebra++Z-Grip&ref=bl_dp_s_web_0

⁵<https://goo.gl/fykK8k>

2.2 MORPHOLOGICAL SIMILARITY OF CERTAIN DIGITS WITH REGARDS TO THE STANDARD-MNIST DIGITS

Given the Indian roots of the modern Hindu-Arabic numeral system [Gāguli, 1932], we expect to find morphological similarity in the shape of certain digits between the modern digit system (used in MNIST) and the Indic languages considered in this work. We exploit this similarity to perform our second sanity check, which is showcased with a specific example in Fig 2, where the shapes of the digits for 3 and 7 in Kannada look similar to 2 in the modern script for the Hindu-Arabic numeral system.

Therefore, passing images belonging to class 3 and class 7 in the Kannada dataset through the standard MNIST-trained CNN should result in high rates of *correct* misclassifications as class 2. For this dataset, we obtained accuracies of 1.0 and (1.0, 0.977), respectively, for the two checks above.



Figure 2: Mean of the 0-9 digits for the languages in the written dataset

3 THE SEED-AUGMENT-TRAIN/TRANSFER FRAMEWORK

In the sub-sections below, we present the Seed-Augment-Train/Transfer framework (See Fig 3).

3.1 SEEDING WITH TRUE-FONT IMAGES

There exists a vast body of handwritten as well as synthetic and artistically inscribed textual data freely available on the internet in the form of *font files*. We found 961 Open Font License (OFL) fonts in the *Google fonts* repository⁶ alone, each with intra-font variants such as italicized, bold, etc. For the Indic scripts, Red Hat⁷ released the *Lohit*⁸ font family that covers 11 languages: Assamese, Bengali, Gujarati, Hindi, Kannada, Malayalam, Marathi, Oriya, Punjabi, Tamil, Telugu. In this paper, we used the Lohit True Type Font (TTF)⁹ files (that can be used on both Mac and Windows platforms) to create a *seed dataset* for each of the languages.

We combine the text insertion ability of the Python Imaging Library [cit] with the textual glyphs generated using the Lohit font family, as per Appendix Listing 1. Using this script, we have a 5×10 array of the 28×28 images as shown in Fig 4. We can similarly create a plethora of seed image datasets using a vast array of other fonts from sources such as Google fonts¹⁰ and Baraha¹¹.

⁶<https://github.com/google/fonts/tree/master/ofl>

⁷https://en.wikipedia.org/wiki/Red_Hat

⁸https://en.wikipedia.org/wiki/Lohit_fonts

⁹https://scripts.sil.org/cms/scripts/page.php?site_id=nrsi&id=iws-chapter08

¹⁰<https://fonts.google.com/>

¹¹<https://www.baraha.com/>

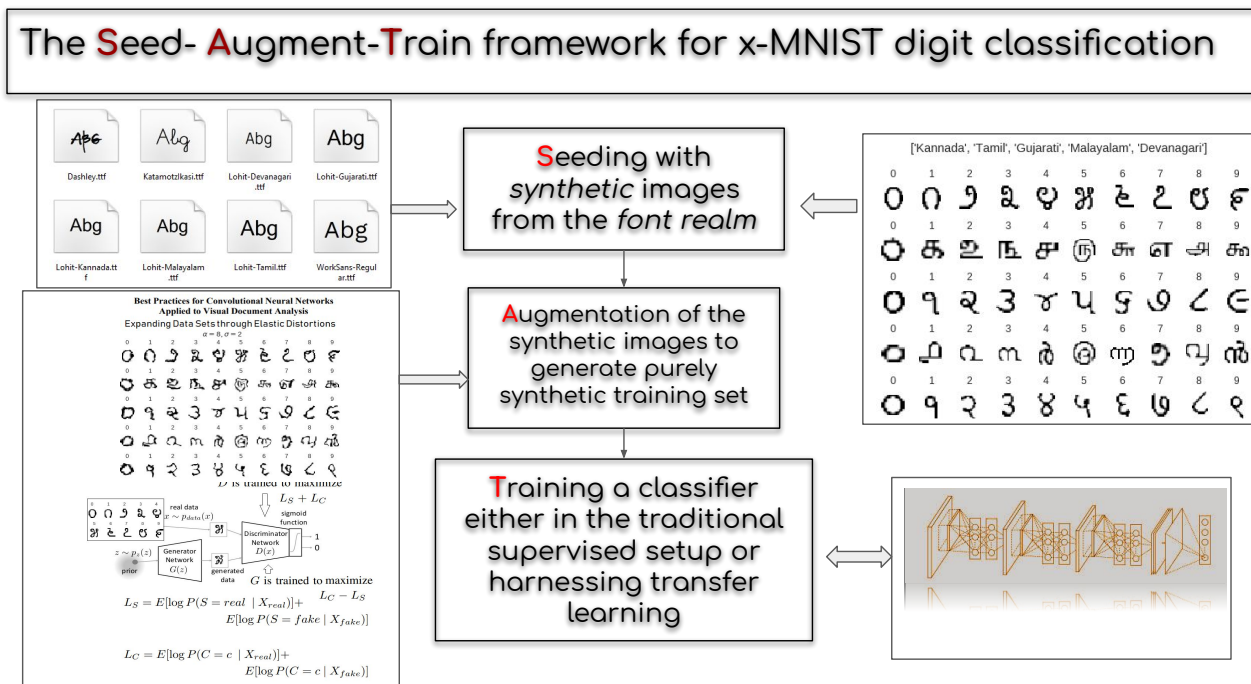


Figure 3: The Seed-Augment-Train/Transfer framework



Figure 4: The Lohit seed dataset portraying 0-9 digits for the five Indic scripts

3.2 AUGMENTATION

One can argue that the glyph in a seed image is a proper representation of what the digit should look like. However, if our goal is to perform human handwritten digit classification, we need to intelligently distort seed images in order to generate a synthetic dataset *realistic* enough to transfer well into the real-world data domain. The problem of *realistic* augmentation for digits has a variety of approaches. One of the most notable works is Simard et al. [Witten et al., 2016], which introduces the *Elastic distortion* method hypothesized to correspond well to “*uncontrolled oscillations of the*



Figure 5: The Lohit seed dataset portraying 0-9 digits for the five Indic scripts after Elastic distortion for varying α and σ

hand muscles, dampened by inertia.” This constitutes our shallow augmentation approach. Once we generate the elastic-distortion augmented dataset, we train an AC-GAN [Odena et al., 2017] whose samples constitute the *deep augmented* synthetic training dataset.

3.2.1 SHALLOW AUGMENTATION

Classic image augmentation techniques [Witten et al., 2016] include additive noise, intensity shifting and scaling, random rotation, translation, flipping, and warping. As discussed above, we will focus on the Elastic distortion method proposed in [Witten et al., 2016]. It is a bi-parametric method with the following control parameters:

- α : The random-field parameter
- σ : The Gaussian-convolution standard deviation parameter

As recommended in [Witten et al., 2016], we set $\alpha = 8$ for each of the five Indic scripts and vary the σ parameter and tune until the perturbed images look *realistic*. For these experiments, we used the implementation in *imgaug*¹² python library.

Fig 5 shows a grid of random images generated using the five Indic seed datasets, with $\alpha = 8$ and σ varying from 0.01 to 3. The realistic-looking image distortions mimicking the variations caused by the human hand occur in the interval of $\sigma \in [1.5, 2.5]$. We use this heuristic to generate the Elastic distorted datasets for all the five languages by sampling from $\sigma \sim U[1.5, 2.5]$

3.2.2 DEEP AUGMENTATION - ACGAN

We complement classic image augmentation techniques using synthetic data generation, where data is generated and sampled from deep generative models such as Generative Adversarial Networks (GANs). GANs can implicitly learn the true data distribution and generate promising samples such that the samples from the learned distribution resemble the true underlying data distribution p_{data} .

In order to generate synthetic data with corresponding labelled classes, we leverage the Auxiliary Classifier GAN (ACGAN) in which the generator input can be conditioned to sample from a target class [Odena et al., 2017]. ACGAN is trained with the discriminator producing two outputs, one to discriminate between real and fake images X , and the other to classify X in terms of its class, c .

¹²<https://imgaug.readthedocs.io>

During training, we explicitly sample X_c from the generator during training for each class $c \sim p_c$, with the generator parameters adjusted to maximize the superposition of the two components in the objective function, L_s and L_c as follows. L_s refers to the log-likelihood of the correct source whereas L_c refers to the log-likelihood of the correct class.

$$L_s = \mathbb{E}[\log P(S = \text{real} \mid X_{\text{real}})] + \mathbb{E}[\log P(S = \text{fake} \mid X_{\text{fake}})] \quad (1)$$

$$L_c = \mathbb{E}[\log P(C = c \mid X_{\text{real}})] + \mathbb{E}[\log P(C = c \mid X_{\text{fake}})] \quad (2)$$

The discriminator, D , is trained to maximize $L_s + L_c$ whereas the generator, G , is trained to maximize $L_c - L_s$. In our experiments we used learning rate l with Adam Optimizer ($l = 0.0002, \beta_1 = 0.5, \beta_2 = 0.999$), and with dropout probability $p_{\text{dropout}} = 0.3$ in the discriminator. The generator takes in the Hadamard product between the latent space and the class conditional embedding as an input.

ACGAN exhibits promising results in deep class-conditioned augmentation, as the discriminator now produces a probability distribution over the sources and also a probability distribution over the class labels. With the introduction of class probabilities, p_c , more structure is present in the GAN’s latent space which produces higher-quality training samples and improve stability during training. Moreover, we chose ACGAN as a key deep generative model in the *augment* step as it generates samples with corresponding class labels. Fig 11 showcases the snapshots of images produced by sampling the ACGAN generator after 10 epochs for all the five languages. For each language we see two blocks distanced by the white separator space. The images in the left *column* are the generated images and the images in the right *column* are *real* shallow-synthetic images that the GAN was trained on.

4 RESULTS

We wish to showcase the efficacy of the SAT framework using two approaches. The first approach is more qualitative by training a deep-generative model (BGAN) using only shallow synthetic data, and utilizing the model to generate realistic looking handwritten digit images for the various languages. The second approach is quantitative where we train a Convolutional Neural Network (CNN) solely on synthetic training data, and test the efficacy with both real-world handwritten data as well as *doping* the training dataset with a small amount of real-world data ($\sim 20\%$). We then compute the classification accuracies in both scenarios.

4.0.1 BOUNDARY-SEEKING GAN TRAINING AND SAMPLE GENERATION

GANs face the limitation where the generated samples have to be completely differentiable with regards to the parameters of the generator, θ . They do not work for discrete data where the gradient is zero almost everywhere, not to mention other issues such as training stability. Boundary-seeking GANs (BGANs) allow for the training of GANs with discrete data by using a policy gradient based on the KL-divergence with importance weights as a reward signal [Hjelm et al., 2017].

In our setting, we focus more on the convexity of the objective function of BGANs. We formulate BGANs in our setting as follows: we have $G_\theta : \mathcal{Z} \rightarrow \mathcal{X}$ as a generator that takes in a latent variable drawn from a prior, $z \sim p_z$. We also have a neural network $\mathcal{F}_\phi : \mathcal{X} \rightarrow \mathbb{R}$ parameterized by ϕ , with our BGAN objective defined as:

$$\hat{\theta} = \arg \min_{\theta} \mathbb{E}_{z \sim p_z(z)} \left[\frac{1}{2} (\log D(x) - \log(1 - D(x)))^2 \right] \quad (3)$$

Typical generator loss of continuous data is a concave function with poor convergence properties since it relies on continuous optimization of the discriminator for stabilization. We reformulate the concave optimization as a convex one by training the generator to aim for the decision boundary of the discriminator, which improves stability. In implementation we also use Adam Optimizer ($l = 0.0002, \beta_1 = 0.5, \beta_2 = 0.999$).

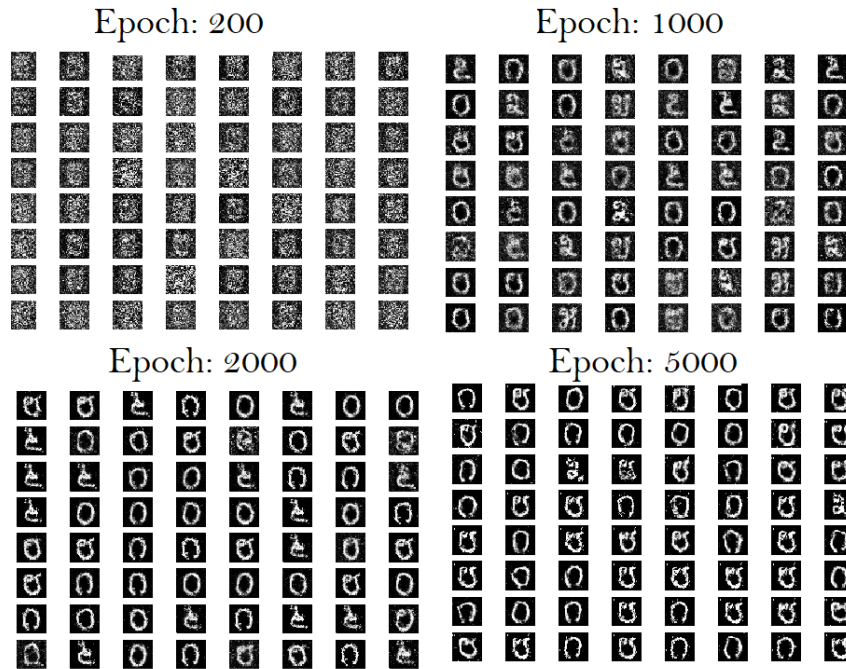


Figure 6: Snapshots of the images produced by sampling the BGAN generator after different epochs

The results are as shown in Fig 6 for epoch numbers 200, 1000, 2000 and 5000. We see the *learning* setting in as the epochs increase, with realistic looking imagery emerging after as few as 5000 epochs.

4.1 CLASSIFICATION RESULTS

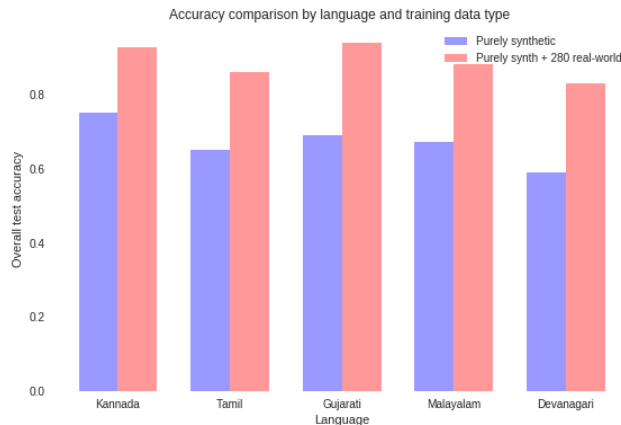


Figure 7: The accuracy comparisons across the five scripts.

For the test-accuracy computations over the real-world dataset we trained an off-the-shelf *plain-vanilla* CNN model¹³ with cross-entropy loss and the Ada-delta optimizer. Fig 7 showcases the results obtained. When we used a purely synthetic training dataset with 140,000 training samples, with a 4 : 3 split of elastic distortion procedure from section 3 and the ACGAN respectively. We

¹³https://github.com/keras-team/keras/blob/master/examples/mnist_cnn.py

obtained overall accuracies varying from 60% to 75% for the five different languages (the Purely synthetic bars in the bar-plot). When we augmented this training dataset with merely $\sim 20\%$ of the real-world dataset (a 280-1000 train-test split) the accuracies shot up by a significant amount.

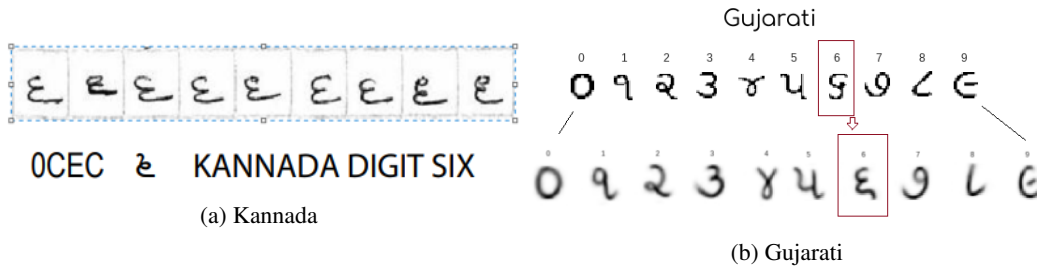


Figure 8: Changes between the Lohit-font representation and the vernacular written representation of the digit 6 in (a) Kannada, (b) Gujarati

We believe this observation has two important facets to it besides the *reality-gap*: the limited size of the test-set and some idiosyncratic morphological changes in the digits' representation in the lohit-font and the colloquial representation. For example both in Gujarati and Kannada (see Fig 8a and Fig 8b respectively) we see that six is represented rather differently in the synthetic set and in the test set. This seems to get tackled when a small amount of real-world data is introduced into the training data. In the case of Gujarati, the accuracy for digit 6 increases from 0.7% to 95%!

As seen in Fig 7 the overall test accuracy increases for every language by a substantial margin for the 'Purely synth + 280 real-world training' dataset option. The confusion matrices for the two training scenarios are as shown in Fig 9 and Fig 10 respectively.

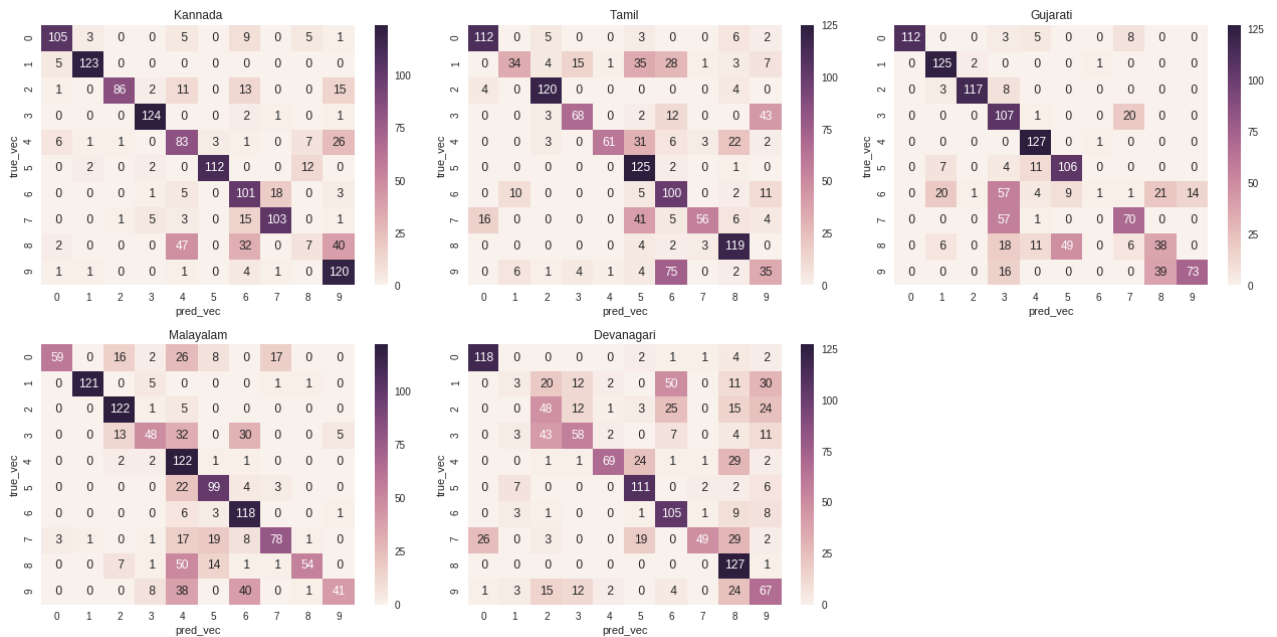


Figure 9: Class-wise confusion matrix for all the five Indic scripts obtained after training on purely synthetic hybrid datasets.

5 CONCLUSION AND FUTURE WORK

We introduced five new real-world digit datasets in Indic languages and also a transfer learning framework which we term as Seed-Augment-Train/Transfer (SAT) to perform real-world handwrit-

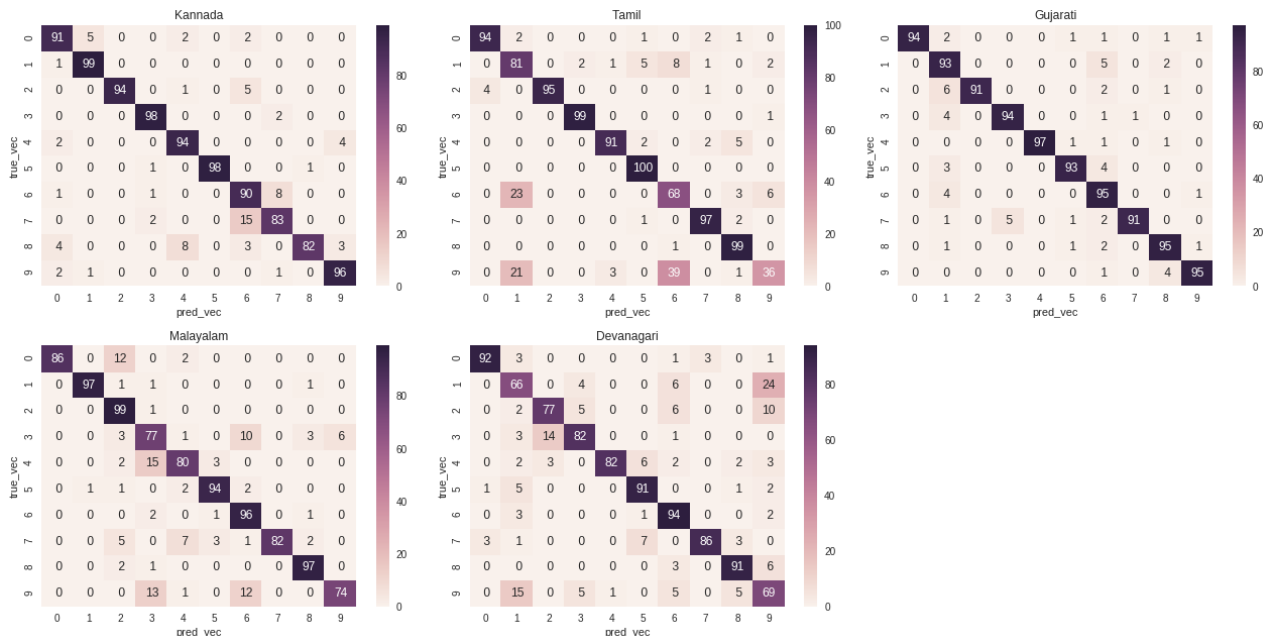


Figure 10: Class-wise confusion matrix for all the five Indic scripts obtained after training on synthetic data doped with 280 training samples from the real-world datasets.

ten digit classification in these languages. Our goal is to draw the attention of the machine learning community to this potentially attractive nexus between the work happening in the synthetic-to-real transfer learning domain and a veritably rich reservoir of semi-synthetic textual glyphs training data freely available in the form of *font files*.

We showcased the efficacy of this SAT-based approach by perform digit-classification and also training GANs for the digits of the languages considered. We are expanding this foundational effort in several directions: the first entails using a small portion of the dataset for transfer learning, which will help tackle cases in which off-the-shelf image augmenters do not effectively capture human handwriting’s natural variations. The second involves generative modeling of the *deviations* in handwritten digits with regards to the clean seed-synthetic dataset using the extended MNIST dataset (in lieu of the digits themselves). We would then apply this approach to *deep augment* seed datasets across other languages as well, resulting in a universal-MNIST dataset recipe. Thirdly, we are collecting larger volumes of real world handwritten test data for these languages to form MNIST-sized datasets.

REFERENCES

<https://pillow.readthedocs.io/en/stable/>.

Sāradākānta Gāguli. The indian origin of the modern place-value arithmetical notation. *The American Mathematical Monthly*, 39(5):251–256, 1932.

R Devon Hjelm, Athul Paul Jacob, Tong Che, Adam Trischler, Kyunghyun Cho, and Yoshua Bengio. Boundary-seeking generative adversarial networks. *arXiv preprint arXiv:1702.08431*, 2017.

Tadanobu Inoue, Subhajit Chaudhury, Giovanni De Magistris, and Sakyasingha Dasgupta. Transfer learning from synthetic to real images using variational autoencoders for precise position detection. *CoRR*, abs/1807.01990, 2018a. URL <http://arxiv.org/abs/1807.01990>.

Tadanobu Inoue, Subhajit Choudhury, Giovanni De Magistris, and Sakyasingha Dasgupta. Transfer learning from synthetic to real images using variational autoencoders for precise position detection. In *2018 25th IEEE International Conference on Image Processing (ICIP)*, pp. 2725–2729. IEEE, 2018b.

Yann LeCun, Léon Bottou, Yoshua Bengio, Patrick Haffner, et al. Gradient-based learning applied to document recognition. *Proceedings of the IEEE*, 86(11):2278–2324, 1998.

Augustus Odena, Christopher Olah, and Jonathon Shlens. Conditional image synthesis with auxiliary classifier gans. In *Proceedings of the 34th International Conference on Machine Learning-Volume 70*, pp. 2642–2651. JMLR. org, 2017.

Eder Santana and George Hotz. Learning a driving simulator. *arXiv preprint arXiv:1608.01230*, 2016.

Ashish Shrivastava, Tomas Pfister, Oncel Tuzel, Joshua Susskind, Wenda Wang, and Russell Webb. Learning from simulated and unsupervised images through adversarial training. In *Proceedings of the IEEE Conference on Computer Vision and Pattern Recognition*, pp. 2107–2116, 2017.

Ian H Witten, Eibe Frank, Mark A Hall, and Christopher J Pal. *Data Mining: Practical machine learning tools and techniques*. Morgan Kaufmann, 2016.

6 APPENDIX

```
import numpy as np

def num2image(i):
    image = Image.new('L', (28, 28))
    draw = ImageDraw.Draw(image)
    # Use a truetype font
    font = ImageFont.truetype("K.ttf",
    25)
    draw.text((7, 1), i, font=font,
    fill=(255))
    return np.array(image)
```

Listing 1: Python example utilizing Python Imaging Library for text insertion ability.




Figure 11: Snapshots of the images produced by sampling the ACGAN generator after 10 epochs for all the five languages.

Layer (type)	Output Shape	Param #
conv2d_1 (Conv2D)	(None, 26, 26, 32)	320
conv2d_2 (Conv2D)	(None, 24, 24, 64)	18496
max_pooling2d_1 (MaxPooling2)	(None, 12, 12, 64)	0
dropout_1 (Dropout)	(None, 12, 12, 64)	0
flatten_1 (Flatten)	(None, 9216)	0
dense_1 (Dense)	(None, 128)	1179776
dropout_2 (Dropout)	(None, 128)	0
dense_2 (Dense)	(None, 10)	1290
Total params: 1,199,882		
Trainable params: 1,199,882		
Non-trainable params: 0		

Figure 12: The plain-vanilla CNN-MNIST architecture