

Answering while Summarizing: Multi-task Learning for Multi-hop QA with Evidence Extraction

Kosuke Nishida¹, Kyosuke Nishida¹, Masaaki Nagata²,
Atsushi Otsuka¹, Itsumi Saito¹, Hisako Asano¹, Junji Tomita¹

¹ NTT Media Intelligence Laboratories, NTT Corporation

² NTT Communication Science Laboratories, NTT Corporation
kosuke.nishida.ap@hco.ntt.co.jp

Abstract

Question answering (QA) using textual sources such as reading comprehension (RC) has attracted much attention recently. This study focuses on the task of *explainable multi-hop QA*, which requires the system to return the answer with evidence sentences by reasoning and gathering disjoint pieces of the reference texts. For evidence extraction of explainable multi-hop QA, the existed method extracted evidence sentences by evaluating the importance of each sentence independently. In this study, we propose the *Query Focused Extractor* (QFE) model and introduce the multi-task learning of the QA model for answer selection and the QFE model for evidence extraction. QFE sequentially extracts the evidence sentences by an RNN with an attention mechanism to the question sentence, which is inspired by extractive summarization models. It enables QFE to consider the dependency among the evidence sentences and cover the important information in the question sentence. Experimental results show that QFE with the simple RC baseline model achieves a state-of-the-art evidence extraction score on HotpotQA. Although designed for RC, QFE also achieves a state-of-the-art evidence extraction score on FEVER, which is a recognizing textual entailment task on a large textual database.

1 Introduction

Reading comprehension (RC) is a task that uses textual sources to answer any question. It has seen significant progress since the publication of numerous datasets such as SQuAD (Rajpurkar et al., 2016). To achieve the goal of RC, systems must be able to reason over disjoint pieces of information in the reference texts. Recently, multi-hop question answering (QA) datasets focusing on this capability, such as QAngaroo (Welbl et al., 2018)



Figure 1: Concept of explainable multi-hop QA. Given a question and multiple textual sources, the system extracts evidence sentences from the sources and returns the answer and the evidence.

and HotpotQA (Yang et al., 2018), have been released.

Multi-hop QA faces two challenges. The first is the difficulty of reasoning. It is difficult for the system to find the disjoint pieces of information as evidence and reason using the multiple pieces of such evidence. The second challenge is interpretability. The evidence used to reason is not necessarily located close to the answer, so it is difficult for users to verify the answer.

Yang et al. (2018) released HotpotQA, an explainable multi-hop QA dataset, as shown in Figure 1. Explainable multi-hop QA provides the evidence sentences of the answer for supervised learning. The capability of being able to explicitly extract evidence is an advance towards meeting the above two challenges.

Here, we propose Query Focused Extractor (QFE) based on a summarization model. We regard the evidence extraction of the explainable multi-hop QA as a query-focused summarization task. Query-focused summarization is the task of summarizing the source document with regard to the given query. QFE sequentially extracts the evidence sentences by an RNN with an attention mechanism to the question sentence, while the existed method extracted each evidence sentence in-

dependently. It enables QFE to consider the dependency among the evidence sentences and cover the important information in the question sentence. Our overall model uses multi-task learning with a QA model for answer selection and QFE for evidence extraction. The multi-task learning with QFE is general because it can be combined with any QA model.

Moreover, we find that the recognizing textual entailment (RTE) task on the large textual database, FEVER (Thorne et al., 2018), can be regarded as an explainable multi-hop QA task. We confirm that QFE effectively extracts the evidence both on HotpotQA for RC and on FEVER for RTE.

Our main contributions are as follows.

- We propose QFE for explainable multi-hop QA. We use the multi-task learning of the QA model for the answer selection and QFE for the evidence extraction.
- QFE adaptively determines the number of evidence sentences by considering the dependency among the evidence sentences and the coverage of the question.
- QFE achieves state-of-the-art performance on both HotpotQA and FEVER in terms of the evidence extraction score and comparable performance to competitive models in terms of the answer selection score. QFE is the first model that overcomes the baseline on HotpotQA.

2 Task Definition

Here, we re-define explainable multi-hop QA so that it includes the RC and the RTE tasks.

Def. 1. Explainable Multi-hop QA

Input: Context C (multiple texts), Query Q (text)

Output: Answer Type A_T (label), Answer String A_S (text), Evidence E (multiple texts)

The **Context** C is regarded as one connected text in the model. If the connected C is too long (e.g. over 2000 words), it is truncated. The **Query** Q is the query. The model answers Q with an answer type A_T or an answer string A_S . The **Answer Type** A_T is selected from the answer candidates, such as ‘Yes’. The answer candidates depend on the task setting. The **Answer String** A_S

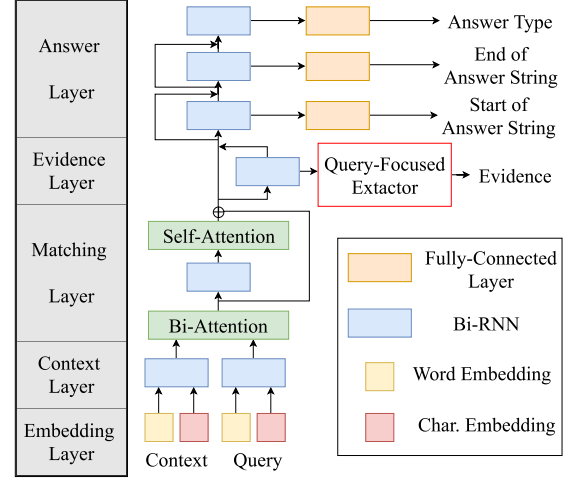


Figure 2: Overall model architecture. The answer layer is the version for the RC task.

exists only if the answer candidates are not enough to answer Q . The answer string A_S is a short span in C . **Evidence** E consists of the sentences in C and is required to answer Q .

For RC, we tackle HotpotQA. In HotpotQA, the answer candidates are ‘Yes’, ‘No’ and ‘Span’. The answer string A_S exists if and only if A_T is ‘Span’. C consists of ten Wikipedia paragraphs and the evidence E consists of two or more sentences in C .

For RTE, we tackle FEVER. In FEVER, the answer candidates are ‘Supports’, ‘Refutes’, and ‘Not Enough Info’. The answer string A_S does not exist. The context C is the Wikipedia database. The evidence E consists of the sentences in C .

3 Proposed Method

This section first explains the overall model architecture, which contains our model as a module, and then the details of our QFE.

3.1 Model Architecture

Except for the evidence layer, our model is the same as the baseline (Clark and Gardner, 2018) used in HotpotQA (Yang et al., 2018). Figure 2 shows the model architecture. The input of the model is the context C and the query Q . The model has the following layers.

The Word Embedding Layer encodes C and Q to sequences of word vectors. A word vector is the concatenation of a pre-trained word embedding and a character-based embedding obtained using CNN (Kim, 2014). Outputs are $C_1 \in \mathbb{R}^{l_w \times d_w}$, $Q_1 \in \mathbb{R}^{m_w \times d_w}$, where l_w is the length

(in words) of C , m_w is the length of Q and d_w is the size of a word vector.

The Context Layer encodes C_1, Q_1 to contextual vectors $C_2 \in \mathbb{R}^{l_w \times 2d_c}$, $Q_2 \in \mathbb{R}^{m_w \times 2d_c}$ by using a bi-directional RNN (Bi-RNN), where d_c is the output size of a uni-directional RNN.

The Matching Layer encodes C_2, Q_2 to matching vectors $C_3 \in \mathbb{R}^{l_w \times d_c}$ by using a bi-directional attention (Seo et al., 2017), a Bi-RNN and a self-attention (Wang et al., 2017).

The Evidence Layer first encodes C_3 to $[\vec{C}_4; \overleftarrow{C}_4] \in \mathbb{R}^{l_w \times 2d_c}$ by a Bi-RNN. Let $j_1(i)$ be the index of the first word of the i -th sentence in C and $j_2(i)$ be the index of the last word. We define the vector of the i -th sentence as:

$$x_i = [\vec{c}_{4,j_2(i)}; \overleftarrow{c}_{4,j_1(i)}] \in \mathbb{R}^{2d_c}.$$

Here, $X \in \mathbb{R}^{l_s \times 2d_c}$ is the sentence-level context vectors, where l_s is the number of sentence of C .

QFE, described later, receives sentence-level context vectors $X \in \mathbb{R}^{l_s \times 2d_c}$ and the contextual query vectors $Q_2 \in \mathbb{R}^{m_w \times 2d_c}$ as Y . QFE outputs the probability distribution that the i -th sentence is the evidence:

$$\Pr(i) = \text{QFE}(X, Y = Q_2). \quad (1)$$

Then, the evidence layer concatenates the word-level vectors and the sentence-level vectors:

$$c_{5,j} = [c_{3,j}; x_{i(j)}] \in \mathbb{R}^{3d_c},$$

where the j -th word in C is included in the $i(j)$ -th sentence in C .

The Answer Layer predicts the answer type A_T and the answer string A_S from C_5 . The layer has stacked Bi-RNNs. The output of each Bi-RNN is mapped to the probability distribution by the fully connected layer and the softmax function.

For RC, the layer has three stacked Bi-RNNs. Each probability indicates the start of the answer string, $\hat{A}_{S1} \in \mathbb{R}^{l_w}$, the end of the answer string $\hat{A}_{S2} \in \mathbb{R}^{l_w}$, and the answer type, $\hat{A}_T \in \mathbb{R}^{|A_T|}$. For RTE, the layer has one Bi-RNN. The probability indicates the answer type.

Loss Function: Our model uses multi-task learning with a loss function $L = L_A + L_E$, where L_A is the loss of the answer and L_E is the loss of the evidence. The answer loss L_A is the sum of the cross entropy losses for all probability distributions obtained by the answer layer. The evidence loss L_E is defined in subsection 3.3.

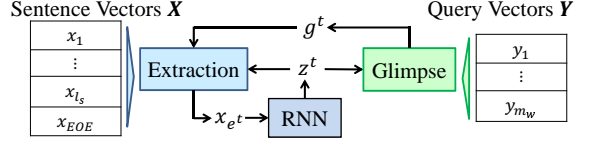


Figure 3: Overview of Query Focused Extractor at step t . z^t is the current summarization vector. g^t is the query vector considering the current summarization. e^t is the extracted sentence. x_{e^t} updates the RNN state.

3.2 Query Focused Extractor

Query Focused Extractor (QFE) is shown as the red box in Figure 2. QFE is an extension of the extractive summarization model of Chen and Bansal (2018), which is not for query-focused settings. Chen and Bansal used an attention mechanism to extract sentences from the source document such that the summary would cover the important information in the source document. To focus on the query, QFE extracts sentences from C with attention to Q such that the evidence covers the important information with respect to Q . Figure 3 shows an overview of QFE.

The inputs of QFE are the sentence-level context vectors $X \in \mathbb{R}^{l_s \times 2d_c}$ and contextual query vectors $Y \in \mathbb{R}^{m_w \times 2d_c}$. We define the timestep to be the operation to extract a sentence. QFE updates the state of the RNN (the dark blue box in Figure 3) as follows:

$$z^t = \text{RNN}(z^{t-1}, x_{e^t}) \in \mathbb{R}^{2d_c},$$

where $e^t \in \{1, \dots, l_s\}$ is the index of the sentence extracted at step t . We define $E^t = \{e^1, \dots, e^t\}$ to be the set of sentences extracted until step t .

QFE extracts the i -th sentence according to the probability distribution (the light blue box):

$$\Pr(i; E^{t-1}) = \text{softmax}_i(u_i^t)$$

$$u_i^t = \begin{cases} v_p^\top \tanh(W_{p1}x_i + W_{p2}g^t + W_{p3}z^t) & (i \notin E^{t-1}) \\ -\infty & (\text{otherwise}) \end{cases}.$$

Then, QFE selects $e^t = \arg\max \Pr(i; E^{t-1})$.

Let g^t be a query vector considering the importance at step t . We define g^t as the glimpse vector (Vinyals et al., 2016) (the green box):

$$\begin{aligned} g^t &= \sum_j \alpha_j^t W_{g1} y_j \in \mathbb{R}^{2d_c} \\ \alpha^t &= \text{softmax}(a^t) \in \mathbb{R}^{m_w} \\ a_j^t &= v_g^\top \tanh(W_{g1} y_j + W_{g2} z^t). \end{aligned} \quad (2)$$

The initial state of the RNN is the vector obtained via the fully connected layer and the max pooling from X . All parameters $W \in \mathbb{R}^{2d_c \times 2d_c}$ and $v \in \mathbb{R}^{2d_c}$ are trainable.

3.3 Training Phase

In the training phase, we use teacher-forcing to make the loss function. The loss of the evidence L_E is the negative log likelihood regularized by a coverage mechanism (See et al., 2017):

$$L_E = - \sum_{t=1}^{|E|} \log \left(\max_{i \in E \setminus E^{t-1}} \Pr(i; E^{t-1}) \right) + \sum_i \min(c_i^t, \alpha_i^t).$$

The max operation in the first term enables the sentence with the highest probability to be extracted, because the evidence does not have an order in which it is to be extracted. The coverage vector c^t is defined as $c^t = \sum_{\tau=1}^{t-1} \alpha^\tau$.

In order to learn the terminal condition of the extraction, QFE adds a dummy sentence, called the EOE sentence, to the sentence set. When the EOE sentence is extracted, QFE terminates the extraction. The EOE sentence vector $x_{EOE} \in \mathbb{R}^{2d_c}$ is a trainable parameter in the model, so x_{EOE} is independent of the samples. We train the model to extract the EOE sentence after all evidence.

3.4 Test Phase

In the test phase, QFE terminates the extraction by reaching the EOE sentence. The predicted evidence is defined as

$$\hat{E} = \operatorname{argmin} \left\{ -\frac{1}{|\hat{E}|} \sum_t \log \max_{i \notin \hat{E}^{t-1}} \Pr(i; \hat{E}^{t-1}) \right\},$$

where \hat{E}^t is the predicted evidence until step t . QFE uses the beam search algorithm to search \hat{E} .

4 Experiments on RC

4.1 HotpotQA Dataset

In HotpotQA, the query Q is created by crowd workers, on the condition that answering Q requires reasoning over two paragraphs in Wikipedia. The candidates of A_T are ‘Yes’, ‘No’ and ‘Span’. The answer string A_S , if it exists, is a span in the two paragraphs. The context C is ten paragraphs, and its content has two settings. In the **distractor setting**, C consists of the two

	Context		Query	Evidence
	# paragraphs	# words	# words	# sentences
Ave.	10.0	1162.0	17.8	2.4
Max	10	3079	59	8
Median	10	1142	17	2
Min	2	60	7	2

Table 1: Statistics of HotpotQA (the development set in the distractor setting).

gold paragraphs used to create Q and eight paragraphs retrieved from Wikipedia by using TF-IDF with Q . In the **fullwiki setting**, all ten paragraphs of C are retrieved paragraphs. Hence, C may not include two gold paragraphs, and in that case, A_S and E cannot be extracted. Therefore, the oracle model does not achieve 100 % accuracy. Table 1 shows the statistics of the distractor setting.

4.2 Experimental Setup

Our baseline model is the same as the baseline in Yang et al. (2018) except as follows. Whereas we use equation (1), they use

$$\Pr(i) = \operatorname{sigmoid}(w^\top x_i + b),$$

where $w \in \mathbb{R}^{2d_c}, b \in \mathbb{R}$ are trainable parameters. The evidence loss L_E is the sum of binary cross entropy functions on whether each of the sentences is evidence or not. In the test phase, the sentences with probabilities higher than a threshold are selected. We set the threshold to 0.4 because it gave the highest F1 score on the development set. The remaining parts of the implementations of our and baseline models are the same. The details are in Appendix A.1.

We evaluated the prediction of A_T , A_S and E by using the official metrics in HotpotQA. Exact match (EM) and partial match (F1) were used to evaluate both the answer and the evidence. For the answer evaluation, the score was measured by the classification accuracy of A_T . Only if A_T is ‘Span’ was the score also measured by the word-level matching of A_S . For the evidence, the partial match was evaluated by the sentence ids, so word-level partial matches were not considered. For metrics on both the answer and the evidence, we used Joint EM and Joint F1 (Yang et al., 2018).

4.3 Results

Does our model achieve state-of-the-art performance? Table 2 shows that, in the distractor setting, QFE performed the best in terms of the evi-

	Answer		Evidence		Joint	
	EM	F1	EM	F1	EM	F1
Yang et al. (2018)	45.6	59.0	20.3	64.5	10.8	40.2
BERT Plus	56.0	69.9	42.3	80.6	26.9	59.1
DFGN + BERT	55.2	68.5	49.9	81.1	31.9	58.2
GRN	52.9	66.7	52.4	84.1	31.8	58.5
QFE	53.9	68.1	57.8	84.5	34.6	59.6

Table 2: Performance of the models on the HotpotQA distractor setting leaderboard¹ (4 March 2019). The models except for the baseline are unpublished. Our model was submitted on 21 November 2018, three months before the other submissions.

	Answer		Evidence		Joint	
	EM	F1	EM	F1	EM	F1
Yang et al. (2018)	24.0	32.9	3.86	37.7	1.85	16.2
GRN	27.3	36.5	12.2	48.8	7.40	23.6
Cognitive Graph	37.1	48.9	22.8	57.8	12.4	34.9
QFE	28.7	38.1	14.2	44.4	8.69	23.1

Table 3: Performance of the models on the HotpotQA fullwiki setting leaderboard¹ (4 March 2019). The models except for the baseline are unpublished. Our model was submitted on 25 November 2018, three months before the other submissions.

dence extraction score among all competing models including the most recent unpublished ones. It also achieved comparable performance in terms of the answer selection score and therefore achieved state-of-the-art performance on the joint EM and F1 metrics, which are the main metric on the dataset. QFE outperformed the published baseline model in all metrics. Although our model does not use any pre-trained language model such as BERT (Devlin et al., 2019) for encoding, it outperformed the methods that used BERT. In particular, the improvement in the evidence EM score was +37.5 points against the baseline and +5.4 points against GRN.

In the fullwiki setting, Table 3 shows that QFE achieved state-of-the-art performance in all metrics compared with the published models. Compared with the unpublished model, Cognitive Graph outperformed our model. Our current QA and QFE models do not consider answering unanswerable questions explicitly; our future work will deal with responding to unanswerable questions.

Does QFE contribute to the performance? Table 4 shows the results of the ablation study.

¹<https://hotpotqa.github.io/>

²The differences in the scores among the original and our implementations of Yang et al. (2018) are due to the hyper parameters. The main change is d_c from 50 to 150.

	Answer		Evidence		Joint	
	EM	F1	EM	F1	EM	F1
Yang et al. (2018)	44.4	58.3	22.0	66.7	11.6	40.9
our implementation ²	52.7	67.3	38.0	78.4	21.9	54.9
+ top 2 extraction	52.7	67.3	48.0	77.8	27.6	54.4
QFE	53.7	68.7	58.8	84.7	35.4	60.6
without glimpse	53.1	67.9	58.4	84.3	34.8	59.6

Table 4: Performance of our models and the baseline models on the development set in the distractor setting.

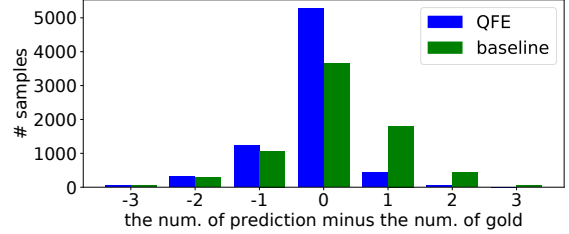


Figure 4: Number of predicted evidence sentences minus the number of gold evidence sentences.

QFE performed the best among the models compared. Although the difference between QFE and the baseline is the evidence extraction model, the answer scores also improved. QFE also outperformed the model that used only RNN extraction without glimpse.

QFE defines the terminal condition as reaching the EOE sentence, which we call adaptive termination. We confirmed that the adaptive termination of QFE contributed to its performance. We compared QFE with a baseline that extracts the two sentences with the highest scores, since the most frequent number of evidence sentences is two. QFE outperformed this baseline.

What are the characteristics of our evidence extraction? Table 5 shows the evidence extraction performance in the distractor setting. Our model improves both precision and recall, and the improvement in precision is larger.

Figure 4 reveals the reason for the high EM and precision scores; QFE rarely extracts too much evidence. That is, it predicts the number of evidence sentences more accurately than the baseline. Table 5 also shows the correlation of our model about the number of evidence sentences is higher than that of the baseline.

We consider that the sequential extraction and the adaptive termination help to prevent over-extraction. In contrast, the baseline evaluates each sentence independently, so the baseline often extracts too much evidence.

Q : Which band has more members, Kitchens of Distinction or Royal Blood? $A_T = \hat{A}_T$: Kitchens of Distinction			
gold	predicted	probability[%]	text
✓	1	96.9	Kitchens of Distinction ... are an English three-person alternative rock band ...
✓	2	0.2 → 81.4	Royal Blood are an English rock duo formed in Brighton in 2013.
	3	0.0 → 0.0 → 52.3	EOE sentence
—	—	2.9 → 16.8 → 31.9	In September 2012, ... members ... as Kitchens of Distinction.
—	—	0.0 → 0.0 → 0.0	Royal Blood is the eponymous debut studio album by British rock duo Royal Blood.

Table 8: Outputs of QFE. The sentences are extracted in the order shown in the predicted column. The extraction scores of the sentences at each step are in the probability column.

	Precision	Recall	Correlation
baseline	79.0	82.4	0.259
QFE	88.4	83.2	0.375

Table 5: Performance of our model and the baseline in evidence extraction on the development set in the distractor setting. The correlation is the Kendall tau correlation of the number of predicted evidence sentences and that of gold evidence.

		Answer		Evidence				
# Evi	# sample	EM	F1	Num	EM	P	R	F1
all	100	53.7	68.7	2.22	58.8	88.4	83.2	84.7
2	67.4	54.8	69.6	2.09	76.9	88.4	91.1	89.4
3	24.0	52.5	68.4	2.43	26.0	89.3	71.8	78.7
4	7.25	52.5	66.9	2.61	14.0	90.7	59.4	70.4
5	1.08	42.5	57.0	2.65	2.50	92.1	49.5	63.1

Table 6: Performance of our model in terms of the number of gold evidence sentences on the development set in the distractor setting. # sample, Num, P and R mean the proportion in the dataset, number of predicted evidence sentences, precision, and recall, respectively.

What questions in HotpotQA are difficult for QFE? We analyzed the difficulty of the questions for QFE from the perspective of the number of evidence sentences and reasoning type; the results are in Table 6 and Table 7.

First, we classified the questions by the number of gold evidence sentences. Table 6 shows the model performance for each number. The answer scores were low for the questions answered with five evidence sentences, which indicated that questions requiring much evidence are difficult. However, the five-evidence questions amount to only 80 samples, so this observation needs to be confirmed with more analysis. QFE performed well when the number of gold evidence sentences was two. Even though QFE was relatively conservative when extracting many evidence sentences, it was able to extract more than two sentences adaptively.

	Answer		Evidence		Joint	
	EM	F1	EM	F1	EM	F1
all	53.7	68.7	58.8	84.7	35.4	60.6
comparison	54.1	60.7	71.2	88.8	42.0	55.6
bridge	53.6	70.7	55.7	83.7	33.8	61.8

Table 7: Performance of our model for each reasoning type on the development set in the distractor setting.

Second, we should mention the reasoning types in Table 7. HotpotQA has two reasoning types: entity bridge and entity comparison. Entity bridge means that the question mentioned one entity and the article of this entity has another entity required for the answer. Entity comparison means that the question compares two entities. Table 7 shows that QFE works on each reasoning type.

Qualitative Analysis. Table 8 shows an example of the behavior of QFE. In it, the system must compare the number of members of Kitchens of Distinction and with those of Royal Blood. The system extracted the two sentences describing the number of members. Then, the system extracted the EOE sentence.

We should note two sentences that were not extracted. The first sentence includes ‘members’ and ‘Kitchens of Distinction’, which are included in the query. However, this sentence does not mention the number of the members of Kitchens of Distinction. The second sentence also shows that Royal Blood is a duo. However, our model preferred Royal Blood (band name) to Royal Blood (album name) as the subject of the sentence.

Other examples are shown in Appendix A.2.

5 Experiments on RTE

5.1 FEVER Dataset

In FEVER, the query Q is created by crowd workers. Annotators are given a randomly sampled sen-

	Context # pages	Query # words	Evidence # sentences
Ave.	5416537	9.60	1.13
Max	—	39	52
Median	—	9	1
Min	—	3	0

Table 9: Statistics of FEVER (the development set).

tence and a corresponding dictionary. The given sentence is from Wikipedia. The key-value of the corresponding dictionary consists of an entity and a description of the entity. Entities are those that have a hyperlink from the given sentence. The description is the first sentence of the entity’s Wikipedia page. Only using the information in the sentence and the dictionary, annotators create a claim as Q . The candidates of A_T are ‘Supports’, ‘Refutes’ and ‘Not Enough Info (NEI)’. The proportion of the samples with more than one evidence sentence is 27.3% in the samples the label of which is not ‘NEI’. The context C is Wikipedia database shared among all samples. Table 9 shows the statistics.

5.2 Experimental Setup

Because C is large, we used the NSMN document retriever (Nie et al., 2019) and gave only the top-five paragraphs to our model. Similar to NSMN, in order to capture the semantic and numeric relationships, we used 30-dimension WordNet features and five-dimension number embeddings. The WordNet features are binaries reflecting the existence of hypernymy/antonymy words in the input. The number embedding is a real-valued embedding assigned to any unique number.

Because the number of samples in the training data is biased on the answer type A_T , randomly selected samples were copied in order to equalize the numbers. Our model used ensemble learning of 11 randomly initialized models. For the evidence extraction, we used the union of the predicted evidences of each model. If the model predicts A_T as ‘Supports’ or ‘Refutes’, the model extracts at least one sentence. Details of the implementation are in Appendix A.1.

We evaluated the prediction of A_T and the evidence E by using the official metrics in FEVER. A_T was evaluated in terms of the label accuracy. E was evaluated in terms of the precision, recall and F1, which were measured by sentence id. The FEVER score was used as a metric accounting for

	Evidence F1	Answer Acc.	FEVER
Nie et al. (2019)	53.0	68.2	64.2
Yoneda et al. (2018)	35.0	67.6	62.5
who	37.4	72.1	66.6
Kudo	36.8	70.6	65.7
avonamila	60.3	71.4	65.3
hz66pasa	71.4	33.3	22.0
aschern	70.4	69.3	60.9
QFE	77.7	69.3	61.8

Table 10: Performance of the models on the FEVER leaderboard³ (4 March 2019). The top two rows are the models submitted during the FEVER Shared Task that have higher FEVER score than ours. The middle three rows are the top-three FEVER models submitted after the Shared Task. The rows next to the bottom and the bottom row (ours) show the top-three F1 models submitted after the Shared Task. None of the models submitted after the Shared Task has paper information.

	Precision	Recall	F1
Nie et al. (2019)	42.3	70.9	53.0
Yoneda et al. (2018)	22.2	82.8	35.0
Hanselowski et al. (2018)	23.6	85.2	37.0
Malon (2018)	92.2	50.0	64.9
QFE ensemble (test)	79.1	76.3	77.7
QFE single (dev)	90.8	64.9	76.6
QFE ensemble (dev)	83.9	78.1	81.0

Table 11: Performance of evidence extraction. The top five rows are evaluated on the test set. The comparison of our models is on the development set. The models submitted after the Shared Task have no information about the precision or recall.

both A_T and E . The FEVER score of a sample is 1 if the predicted evidence includes all gold evidence and the answer is correct. That is, the FEVER score emphasizes the recall of extracting evidence sentences over the precision.

5.3 Results

Does our multi-task learning approach achieve state-of-the-art performance? Table 10 shows QFE achieved state-of-the-art performance in terms of the evidence F1 and comparable performance in terms of label accuracy to the competitive models. The FEVER score of our model is lower than those of other models, because the FEVER score emphasizes recall. However, the importance of the precision and the recall depends on the utilization. QFE is suited to situations where concise output is preferred.

³<https://competitions.codalab.org/competitions/18814>

What are the characteristics of our evidence extraction? Table 11 shows our model achieved high performance on all metrics of evidence extraction. On the test set, it ranked in 2nd place in precision, 3rd place in recall, and 1st place in F1. As for the results on the development set, QFE extracted with higher precision than recall. This tendency is the same as in the RC evaluation. The single model has a larger difference between precision and recall. The ensemble model improves the recall and F1.

Examples are shown in Appendix A.2.

6 Related Work

6.1 Reading Comprehension

RC is performed by matching the context and the query (Seo et al., 2017). Many RC datasets referring to multiple texts have been published, such as MS MARCO (Nguyen et al., 2016) and TriviaQA (Joshi et al., 2017). For such datasets, the document retrieval model is combined with the context-query matching model (Chen et al., 2017; Wang et al., 2018a,b; Nishida et al., 2018).

Some techniques have been proposed for understanding multiple texts. Clark and Gardner (2018) used simple methods, such as connecting texts. Choi et al. (2017); Zhong et al. (2019) proposed a combination of coarse reading and fine reading. However, Sugawara et al. (2018) indicated that the most questions in RC require reasoning from just one sentence including the answer. The proportion of such questions is more than 63.2 % in TriviaQA and 86.2 % in MS MARCO.

This observation is one of the motivations behind multi-hop QA. HotpotQA (Yang et al., 2018) is a task including supervised evidence extraction. QAngaroo (Welbl et al., 2018) is a task created by using Wikipedia entity links. The difference between QAngaroo and our focus is two-fold: (1) QAngaroo does not have supervised evidence and (2) the questions in QAngaroo are inherently limited because the dataset is constructed using a knowledge base.

6.2 Recognizing Textual Entailment

RTE (Bowman et al., 2015; Williams et al., 2018) is performed by sentence matching (Rocktäschel et al., 2016; Chen et al., 2017).

FEVER (Thorne et al., 2018) has the aim of verification and fact checking for RTE on a large database. FEVER requires three sub tasks: doc-

ument retrieval, evidence extraction and answer prediction. In the previous work, the sub tasks are performed using pipelined models (Nie et al., 2019; Yoneda et al., 2018). In contrast, our approach solves evidence extraction and answer prediction simultaneously by regarding FEVER as explainable multi-hop QA.

6.3 Summarization

A typical approach to sentence-level extractive summarization has an encoder-decoder architecture (Cheng and Lapata, 2016; Nallapati et al., 2017; Narayan et al., 2018). Sentence-level extractive summarization is also used for content selection in abstractive summarization (Chen and Bansal, 2018). Their model extracts sentences in the order of importance and edits them. We extend this model so that it can be used for evidence extraction because we consider that the evidence must be extracted in the order of importance rather than the original order like the conventional models.

7 Conclusion

We consider that the main contributions of our study are (1) the proposed QFE model that is based on a summarization model for the explainable multi-hop QA, (2) the dependency among the evidence and the coverage of the question due to the usage of the summarization model, and (3) the state-of-the-art performance in evidence extraction in both RC and RTE tasks.

Regarding RC, we confirmed that the architecture with QFE, which is a simple replacement of the baseline, achieved state-of-the-art in a task setting. The ablation study showed that the replacement of the evidence extraction model to QFE contributes to the performance. Our adaptive termination contributes to the exact matching and the precision score of the evidence extraction. The difficulty of the questions for QFE depends on the number of the required evidence sentences. This study is the first to base its experimental discussion on HotpotQA.

Regarding RTE, we confirmed that, compared with competing models, the architecture with QFE has a higher evidence extraction score and comparable label prediction score. This study is the first to show a joint approach for RC and FEVER.

References

- Samuel R. Bowman, Gabor Angeli, Christopher Potts, and Christopher D. Manning. 2015. A large annotated corpus for learning natural language inference. In *EMNLP*, pages 632–642.
- D. Chen, A. Fisch, J. Weston, and A. Bordes. 2017. Reading Wikipedia to Answer Open-Domain Questions. In *ACL*, pages 1870–1879.
- Qian Chen, Xiaodan Zhu, Zhenhua Ling, Si Wei, Hui Jiang, and Diana Inkpen. 2017. Enhanced LSTM for natural language inference. In *ACL*, pages 1657–1668.
- Yen-Chun Chen and Mohit Bansal. 2018. Fast abstractive summarization with reinforce-selected sentence rewriting. In *ACL*, pages 675–686.
- Jianpeng Cheng and Mirella Lapata. 2016. Neural summarization by extracting sentences and words. In *ACL*, pages 484–494.
- Kyunghyun Cho, Bart Merriënboer, Caglar Gulcehre, Fethi Bougares, Holger Schwenk, and Yoshua Bengio. 2014. Learning phrase representations using rnn encoder-decoder for statistical machine translation. In *EMNLP*, pages 1724–1734.
- Eunsol Choi, Daniel Hewlett, Jakob Uszkoreit, Illia Polosukhin, Alexandre Lacoste, and Jonathan Berant. 2017. Coarse-to-fine question answering for long documents. In *ACL*, pages 209–220.
- Christopher Clark and Matt Gardner. 2018. Simple and effective multi-paragraph reading comprehension. In *ACL*, pages 845–855.
- Jacob Devlin, Ming-Wei Chang, Kenton Lee, and Kristina Toutanova. 2019. BERT: Pre-training of deep bidirectional transformers for language understanding. *NAACL-HLT*. To appear.
- Andreas Hanselowski, Hao Zhang, Zile Li, Daniil Sorokin, Benjamin Schiller, Claudia Schulz, and Iryna Gurevych. 2018. Multi-sentence textual entailment for claim verification. In *FEVER@EMNLP*, pages 103–108.
- Mandar Joshi, Eunsol Choi, Daniel S Weld, and Luke Zettlemoyer. 2017. TriviaQA: A large scale distantly supervised challenge dataset for reading comprehension. In *ACL*, pages 1601–1611.
- Yoon Kim. 2014. Convolutional neural networks for sentence classification. In *EMNLP*, pages 1746–1751.
- Diederik P. Kingma and Jimmy Ba. 2014. Adam: A method for stochastic optimization. *arXiv preprint arXiv:1412.6980*.
- Christopher Malon. 2018. Team papelo: Transformer networks at fever. In *FEVER@EMNLP*, pages 109–113.
- Ramesh Nallapati, Feifei Zhai, and Bowen Zhou. 2017. Summarunner: A recurrent neural network based sequence model for extractive summarization of documents. In *AAAI*, pages 3075–3081.
- Shashi Narayan, Shay B. Cohen, and Mirella Lapata. 2018. Ranking sentences for extractive summarization with reinforcement learning. In *NAACL-HLT*, pages 1747–1759.
- Tri Nguyen, Mir Rosenberg, Xia Song, Jianfeng Gao, Saurabh Tiwary, Rangan Majumder, and Li Deng. 2016. MS MARCO: A human generated machine reading comprehension dataset. In *CoCo@NIPS*.
- Yixin Nie, Haonan Chen, and Mohit Bansal. 2019. Combining fact extraction and verification with neural semantic matching networks. In *AAAI*. To appear.
- K. Nishida, I. Saito, A. Otsuka, H. Asano, and J. Tomita. 2018. Retrieve-and-Read: Multi-task Learning of Information Retrieval and Reading Comprehension. In *CIKM*, pages 647–656.
- Jeffrey Pennington, Richard Socher, and Christopher D. Manning. 2014. GloVe: Global vectors for word representation. In *EMNLP*, pages 1532–1543.
- Pranav Rajpurkar, Jian Zhang, Konstantin Lopyrev, and Percy Liang. 2016. SQuAD: 100,000+ questions for machine comprehension of text. In *EMNLP*, pages 2383–2392.
- Tim Rocktäschel, Edward Grefenstette, Karl Moritz Hermann, Tomáš Kočiský, and Phil Blunsom. 2016. Reasoning about entailment with neural attention. In *ICLR*.
- Abigail See, Peter J Liu, and Christopher D Manning. 2017. Get to the point: Summarization with pointer-generator networks. In *ACL*, pages 1073–1083.
- Minjoon Seo, Aniruddha Kembhavi, Ali Farhadi, and Hannaneh Hajishirzi. 2017. Bidirectional attention flow for machine comprehension. In *ICLR*.
- Saku Sugawara, Kentaro Inui, Satoshi Sekine, and Akiko Aizawa. 2018. What makes reading comprehension questions easier? In *EMNLP*, pages 4208–4219.
- James Thorne, Andreas Vlachos, Oana Cocarascu, Christos Christodoulopoulos, and Arpit Mittal. 2018. The fact extraction and verification (FEVER) shared task. In *FEVER@EMNLP*, pages 1–9.
- Oriol Vinyals, Samy Bengio, and Manjunath Kudlur. 2016. Order matters: Sequence to sequence for sets. In *ICLR*.
- Shuohang Wang, Mo Yu, Xiaoxiao Guo, Zhiguo Wang, Tim Klinger, Wei Zhang, Shiyu Chang, Gerald Tesauro, Bowen Zhou, and Jing Jiang. 2018a. R3: Reinforced reader-ranker for open-domain question answering. In *AAAI*, pages 5981–5988.

Shuohang Wang, Mo Yu, Jing Jiang, Wei Zhang, Xiaoxiao Guo, Shiyu Chang, Zhiguo Wang, Tim Klinger, Gerald Tesauero, and Murray Campbell. 2018b. Evidence aggregation for answer re-ranking in open-domain question answering. In *ICLR*.

Wenhui Wang, Nan Yang, Furu Wei, Baobao Chang, and Ming Zhou. 2017. Gated self-matching networks for reading comprehension and question answering. In *ACL*, pages 189–198.

Johannes Welbl, Pontus Stenetorp, and Sebastian Riedel. 2018. Constructing datasets for multi-hop reading comprehension across documents. *TACL*, 6:287–302.

Adina Williams, Nikita Nangia, and Samuel R. Bowman. 2018. A broad-coverage challenge corpus for sentence understanding through inference. In *NAACL-HLT*, pages 1112–1122.

Zhilin Yang, Peng Qi, Saizheng Zhang, Yoshua Bengio, William W Cohen, Ruslan Salakhutdinov, and Christopher D Manning. 2018. HotpotQA: A dataset for diverse, explainable multi-hop question answering. In *EMNLP*, pages 2369–2380.

Takuma Yoneda, Jeff Mitchell, Johannes Welbl, Pontus Stenetorp, and Sebastian Riedel. 2018. UCL Machine Reading Group: Four factor framework for fact finding (HexaF). In *FEVER@EMNLP*, pages 97–102.

Victor Zhong, Caiming Xiong, Nitish Shirish Keskar, and Richard Socher. 2019. Coarse-grain fine-grain coattention network for multi-evidence question answering. In *ICLR*.

A Supplemental Material

A.1 Details of the Implementation

We implemented our model in PyTorch and trained it on four Nvidia Tesla P100 GPUs. The RNN was a gated recurrent unit (GRU) (Cho et al., 2014). The optimizer was Adam (Kingma and Ba, 2014). The word-based word embeddings were fixed GloVe 300-dimensional vectors (Pennington et al., 2014). The character-based word embeddings were obtained using trainable eight-dimensional character embeddings and a 100-dimensional CNN and max pooling. Table 12 shows other hyper parameters.

In FEVER, if the model predicts A_T as ‘Supports’ or ‘Refutes’, the model extracts at least one sentence by removing the EOE sentence from the candidates to be extracted at $t = 1$.

A.2 Samples of QFE Outputs

The section describes some examples of QFE output. Table 13 shows examples on HotpotQA, and

	HotpotQA	FEVER
the size of word vectors: d_w	400	435
the width of RNN: d_c	150	150
dropout keep ratio	0.8	0.8
batch size	72	96
learning rate	0.001	0.001
beam size	5	5

Table 12: Hyper Parameters.

Table 14 shows examples on FEVER. We should note that QFE does not necessarily extract the sentence with the highest probability score at any step because QFE determines the evidence by using the beam search algorithm.

In the first and second examples in Table 13, three or four correct evidence sentences are extracted. The third example is a typical mistake of QFE; QFE extracts too few evidence sentences. In the fourth example, QFE extracts too many evidence sentences. The fifth and sixth questions are typical yes/no questions in HotpotQA. However, like other QA models, our model makes mistakes in answering such easy questions.

In the first, second, and third examples in Table 14, one or two evidence sentences are extracted correctly. In FEVER, most claims requiring two evidence sentences can be verified by either of two correct evidence sentences, like in the second example. However, there are some claims that require both evidence sentences, like the third example. The fourth example is a typical mistake of QFE; QFE extracts too few evidence sentences. In the fifth and sixth example, the answers of the questions are ‘Not Enough Info’. QFE unfortunately extracts evidence when the QA model predicts another label.

Q: What plant has about 40 species native to Asia , Manglietia or Abronia?			
A_T : Manglietia, \hat{A}_T : Manglietia			
gold	predicted	probability[%]	text
✓	1	85.4	Abronia ... is a genus of about 20 species of
✓	2	14.6 → 54.5	Manglietia is a genus of flowering plants in the family Magnoliaceae.
✓	3	0.0 → 45.1 → 61.4	There are about 40 species native to Asia.
	4	0.0 → 0.0 → 37.2 → 99.2	EOE sentence
Q: Ricky Martin’s concert tour in 1999 featured an American heavy metal band formed in what year?			
A_T :1991, \hat{A}_T : 1991			
gold	predicted	probability[%]	text
✓	1	100.0	Formed on October 12, 1991, the group was founded by vocalist/guitarist Robb Flynn and bassist Adam Duce.
✓	2	0.0 → 98.8	Other bands that were featured included Machine Head, Slipknot, and Amen.
✓	3	0.0 → 0.0 → 97.7	Machine Head is an American heavy metal band from Oakland, California.
✓	4	0.0 → 1.1 → 1.4 → 97.3	Livin La Vida Loco ... by Ricky Martin, was a concert tour in 1999.
	5	0.0 → 0.0 → 0.9 → 2.0 → 97.0	EOE sentence
Q: Where is the singer of "B Boy" raised?			
A_T : Philadelphia, \hat{A}_T : Philadelphia			
gold	predicted	probability[%]	text
✓	1	100.0	Raised in Philadelphia, he embarked
✓	2	0.0 → 100.0	"B Boy" is a song by American hip hop recording artist Meek Mill.
	3	0.0 → 0.0 → 79.0	EOE sentence
✓	—	0.0 → 0.0 → 20.8	Robert Rihmeek Williams ... known by his stage name, Meek Mill,
Q: Which comic series involves characters such as Nick Fury and Baron von Strucker?			
A_T : Marvel, \hat{A}_T : Sgt. Fury			
gold	predicted	probability[%]	text
✓	1	70.7	Andrea von Strucker ... characters appearing in American comic books published by Marvel Comics.
	2	1.7 → 41.6	It is the first series to feature Nick Fury Jr. as its main character.
	3	17.3 → 38.2 → 31.6	Nick Fury is a 2017 ongoing comic book series published by Marvel Comics.
	4	0.0 → 0.0 → 41.6 → 92.0	EOE sentence
✓	—	0.0 → 0.0 → 0.0 → 0.0	Nick Fury: ... the Marvel Comics character Nick Fury.
Q: Are both "Cooking Light" and "Vibe" magazines?			
A_T : yes, \hat{A}_T : yes			
gold	predicted	probability[%]	text
✓	1	89.0	Cooking Light is an American monthly food and lifestyle magazine founded in 1987.
✓	2	11.0 → 97.4	Vibe is an American music and entertainment magazine founded by producer Quincy Jones.
	3	0.0 → 0.0 → 95.4	EOE sentence
Q: Are Robert Philibosian and David Ignatius both politicians?			
A_T : no, \hat{A}_T : yes			
gold	predicted	probability[%]	text
✓	1	100.0	Robert Harry Philibosian (born 1940) is an American politician.
✓	2	0.0 → 98.7	David R. Ignatius (May 26, 1950), is an American journalist and novelist.
	3	0.0 → 0.0 → 97.4	EOE sentence

Table 13: Outputs of QFE on HotpotQA. The sentences are extracted in the order shown in the predicted column. The extraction scores of the sentences at each step are in the probability column.

<i>Q</i> : Fox 2000 Pictures released the film Soul Food. <i>A_T</i> : Supports <i>Ā_T</i> : Supports			
gold	predicted	probability[%]	text
✓	1	98.0	Soul Food is a 1997 American comedy-drama film ... and released by Fox 2000 Pictures.
	2	0.0 → 75.9	EOE sentence
<i>Q</i> : Terry Crews was a football player. <i>A_T</i> : Supports <i>Ā_T</i> : Supports			
gold	predicted	probability[%]	text
✓	1	96.0	Terry Alan Crews ... is an American actor , artist , and former American football player.
✓	2	3.8 → 56.4	In football , Crews played as
	3	0.0 → 41.8 → 86.4	EOE sentence
<i>Q</i> : Jack Falahee is an actor and he is unknown. <i>A_T</i> : Refutes <i>Ā_T</i> : Refutes			
gold	predicted	probability[%]	text
✓	1	95.1	Jack Ryan Falahee (born February 20 , 1989) is an American actor.
✓	2	4.9 → 67.1	He is known for his role as Connor Walsh on
	3	0.0 → 32.9 → 100.0	EOE sentence
<i>Q</i> : Same Old Love is disassociated from Selena Gomez. <i>A_T</i> : Refutes <i>Ā_T</i> : Refutes			
gold	predicted	probability[%]	text
✓	1	75.0	“Same Old Love” is a song by American singer Selena Gomez
	2	0.0 → 69.8	EOE sentence
✓	–	0.2 → 0.5	Gomez promoted “Same Old Love”
<i>Q</i> : Annette Badland was in the 2015 NBA Finals <i>A_T</i> : Not Enough Info <i>Ā_T</i> : Not Enough Info			
gold	predicted	probability[%]	text
	1	98.6	EOE sentence
<i>Q</i> : Billboard Dad is a genre of music. <i>A_T</i> : Not Enough Info <i>Ā_T</i> : Refutes			
gold	predicted	probability[%]	text
	1	98.4	Billboard Dad (film) is a 1998 American direct-to-video comedy film
	–	0.00 → 83.5	EOE sentence

Table 14: Outputs of QFE (single model) on FEVER. The sentences are extracted in the order shown in the predicted column. The extraction scores of the sentences at each step are in the probability column.