

Deep Signatures

Patric Bonnier^{1,*}

Patrick Kidger^{1,2,*}

Imanol Perez Arribas^{1,2,*}

Cristopher Salvi^{1,2,*}

Terry Lyons^{1,2}

¹ Mathematical Institute, University of Oxford

² The Alan Turing Institute, British Library

{bonnier, kidger, perez, salvi, tlyons}@maths.ox.ac.uk

Abstract

The signature is an infinite graded sequence of statistics known to characterise a stream of data up to a negligible equivalence class. It is a transform which has previously been treated as a fixed feature transformation, on top of which a model may be built. We propose a novel approach which combines the advantages of the signature transform with modern deep learning frameworks. By learning an augmentation of the stream prior to the signature transform, the terms of the signature may be selected in a data-dependent way. More generally, we describe how the signature transform may be used as a layer anywhere within a neural network. In this context it may be interpreted as an activation function not operating element-wise. We present the results of empirical experiments to back up the theoretical justification. Code available at github.com/patrick-kidger/Deep-Signatures.

1 Introduction

When data is ordered sequentially then it comes with a natural path-like structure: the data may be thought of as a discretisation of a path $X: [0, 1] \rightarrow V$, where V is some Banach space. In practice we shall always take $V = \mathbb{R}^d$ for some $d \in \mathbb{N}$. For example the changing air pressure at a particular location may be thought of as a path in \mathbb{R} ; the motion of a pen on paper may be thought of as a path in \mathbb{R}^2 ; the changes within financial markets may be thought of as a path in \mathbb{R}^d , with d potentially very large.

Given a path, we may define its *signature*, which is a collection of statistics of the path.

Definition 1.1. Let $\mathbf{x} = (x_1, \dots, x_n)$, where $x_i \in \mathbb{R}^d$. Let $X = (X^1, \dots, X^d): [0, 1] \rightarrow \mathbb{R}^d$ be continuous, such that $X_{(i-1)/(n-1)} = x_i$, and linear on the intervals in between. Then letting \otimes denote the tensor product, the signature of \mathbf{x} is defined as the collection of iterated integrals

$$\begin{aligned} \text{Sig}(\mathbf{x}) &= \left(\int_{0 < t_1 < \dots < t_k < 1} dX_{t_1} \otimes \dots \otimes dX_{t_k} \right)_{k \geq 0} \\ &= \left(\left(\int_{0 < t_1 < \dots < t_k < 1} dX_{t_1}^{i_1} \dots dX_{t_k}^{i_k} \right)_{1 \leq i_1, \dots, i_k \leq d} \right)_{k \geq 0}. \end{aligned}$$

*Equal contribution.

We refer the reader to [1] for a primer on the use of the signature in machine learning. A brief overview of its key properties may be found in Appendix A, along with associated references. In short, the signature of a path determines the path essentially uniquely, and does so in an efficient, computable way. Furthermore, the signature is rich enough that every continuous function of the path may be approximated arbitrarily well by a linear function of its signature; it may be thought of as a ‘universal nonlinearity’. Taken together these properties make the signature an attractive tool for machine learning. The most simple way to use the signature is as feature transformation, as it may often be simpler to learn a function of the signature than of the original path.

Originally introduced and studied by Chen in [2, 3, 4], the signature has seen use in finance [5, 6, 7, 8, 9], rough path theory [10, 11] and machine learning [12, 13, 14, 15, 16, 17, 18, 19, 20].

The signature is an infinite sequence, so in practice some finite collection of terms must be selected. Since the magnitude of the terms exhibit factorial decay, see Appendix A, it is usual [21] to simply choose the first N terms of this sequence, which will typically be the largest terms. These first N terms are called the *truncated signature*, denoted Sig^N . But if the function to be learned depended nontrivially on the higher degree terms, then crucial information has nonetheless been lost.

This may be remedied. Apply a pointwise augmentation to the original stream of data before taking the signature. Then the first N terms of the signature may better encode the necessary information [19, 20]. Explicitly, let $\Phi: \mathbb{R}^d \rightarrow \mathbb{R}^e$ be fixed; one could ensure that information is not lost by taking $\Phi(x) = (x, \varphi(x))$ for some φ . Then rather than taking the signature of $\mathbf{x} = (x_1, \dots, x_n)$, where $x_i \in \mathbb{R}^d$, instead take the signature of $\Phi(\mathbf{x}) = (\Phi(x_1), \dots, \Phi(x_n))$. In this way one may capture higher order information from the stream in the lower degree terms of the signature.

1.1 Our work

But how should this augmentation Φ be chosen? Previous work has fixed it arbitrarily, or experimented with several options before choosing one [19, 20]. Observe that in each case the map $\mathbf{x} \mapsto \text{Sig}^N(\Phi(\mathbf{x}))$ is still ultimately just a feature transformation on top of which a model is built. Our more general approach is to allow the selection of Φ to be data-dependent, by having it be learned; in particular it may be a neural network. Furthermore there is no reason it should necessarily operate pointwise, nor (since it is now learned) need it be of the form $(x, \varphi(x))$. In this way we may enjoy the benefits of using signatures while avoiding their main limitation.

But this means that the signature transform is essentially operating as a layer within a neural network. It consumes a tensor of shape (b, d, n) – corresponding to a batch of size b of paths in \mathbb{R}^d that have been sampled n times – and returns a tensor of shape $(b, (d^{N+1} - 1)/(d - 1))$, where N is the number of terms used in the truncated signature.² The signature is essentially an activation function that does not operate element-wise.

There is no reason to stop here. If the signature layer works well once then it is natural to seek to use it again. The obvious problem is that the signature transform consumes a stream of data and returns statistics which have no obvious stream-like qualities. The solution is to lift the input stream to a *stream of streams*; for example, the stream of data (x_2, \dots, x_n) may be lifted to the ‘expanding windows’ of $(\mathbf{x}_1, \dots, \mathbf{x}_n)$, where $\mathbf{x}_i = (x_1, \dots, x_i)$. Now apply the signature to each stream to obtain a stream of signatures $(\text{Sig}^N(\mathbf{x}_2), \dots, \text{Sig}^N(\mathbf{x}_n))$, which is essentially a stream in Euclidean space. And now this new stream may be augmented via a neural network and the process repeated again, as many times as we wish.

In this way the signature transform has been elevated from a one-time feature transformation to a first-class layer within a neural network. Thus we may reap the benefits of both the signature transform, with its strong corpus of mathematical theory, and the benefits of neural networks, with their great empirical success. We refer to this usage as *deep signatures*.

The remainder of the paper is laid out as follows. In Section 2 we briefly discuss some related work, in Section 3 we detail the specifics of embedding the signature as a layer within a neural network. Sections 4 and onwards are dedicated to experiments; we demonstrate positive results for generative, supervised, and reinforcement learning problems. Appendix A discusses the theoretical properties of the signature, and Appendix B specifies implementation details.

²As $(d^{N+1} - 1)/(d - 1) = \sum_{k=0}^N d^k$ is the number of scalar values in a signature with N terms.

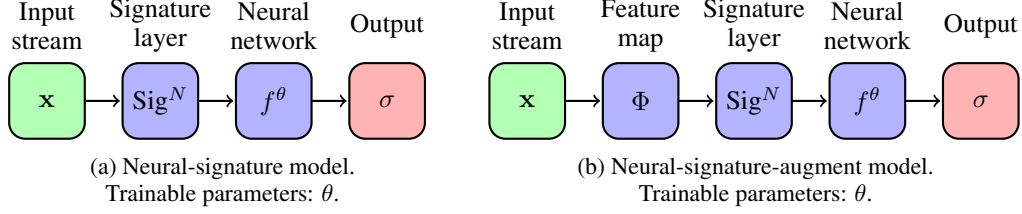


Figure 1: Two simple architectures with a signature layer.

2 Related Work

Some related work is by necessity already discussed in the introduction. We expand a little on their proposed models here.

Definition 2.1. Given a set V , the space of streams of data in V is defined as

$$\mathcal{S}(V) = \{\mathbf{x} = (x_1, \dots, x_n) : x_i \in V, n \in \mathbb{N}\}.$$

Given $\mathbf{x} = (x_1, \dots, x_n) \in \mathcal{S}(V)$, the integer n is called the length of \mathbf{x} .

Two simple models utilising the signature layer are shown in Figure 1.

In principle the universal nonlinearity property of signatures (see Appendix A) guarantees that the model shown in Figure 1a, with the neural network taken to be a single linear layer and the input stream assumed to already be time-augmented, is rich enough to learn any continuous function. In practice, of course, the signature must be truncated. Furthermore, it is not clear how to appropriately choose the truncation hyperparameter N . Thus a more practical approach is to remove the restriction that the neural network must be linear, and learn a nonlinear function instead. This approach has been applied successfully in various tasks [5, 12, 13, 14, 15, 16, 17, 18].

An alternate model is shown in Figure 1b. Following [19, 20], one could also apply a pointwise transformation to the stream before the signature, lifting the d -dimensional stream of data $(x_1, \dots, x_n) \in \mathcal{S}(\mathbb{R}^d)$ into a higher-dimensional feature space via a feature map $\Phi: \mathbb{R}^d \rightarrow \mathbb{R}^e$, yielding $(\Phi(x_1), \dots, \Phi(x_n)) \in \mathcal{S}(\mathbb{R}^e)$. Then the signature of $\Phi(\mathbf{x})$ may potentially capture properties of the stream of data that will yield more effective models.

3 The signature as a layer in a neural network

However, there is not always a clear candidate for the feature map Φ and a good choice is likely to be data-dependent. Thus we propose to make Φ learnable by taking $\Phi = \Phi^\theta$ to be a neural network with trainable parameters θ . In this case, we again obtain the neural network shown in Figure 1b, except that Φ is now also learnable.

The signature has now become a layer within a neural network. It consumes a tensor of shape (b, d, n) – corresponding to a batch of size b of paths in \mathbb{R}^d that have been sampled n times – and returns a tensor of shape $(b, (d^{N+1} - 1)/(d - 1))$, where N is the number of terms used in the truncated signature.

3.1 Stream-preserving neural networks

Let $\mathbf{x} = (x_1, \dots, x_n) \in \mathcal{S}(\mathbb{R}^d)$. Whatever the choice of Φ^θ , it must preserve the stream-like nature of the data if we are to take a signature afterwards. The simplest way of doing this is to have Φ^θ map $\mathbb{R}^d \rightarrow \mathbb{R}^e$, so that it operates pointwise. This defines $\Phi(\mathbf{x})$ by

$$\Phi(\mathbf{x}) = (\Phi^\theta(x_1), \dots, \Phi^\theta(x_n)) \in \mathcal{S}(\mathbb{R}^e). \quad (1)$$

Another way to preserve the stream-like nature is to sweep a one dimensional convolution along the stream; more generally one could sweep a whole feedforward network along the stream. For some $m \in \mathbb{N}$ and $\Phi^\theta: \mathbb{R}^{d \times m} \rightarrow \mathbb{R}^e$ this defines $\Phi(\mathbf{x})$ by

$$\Phi(\mathbf{x}) = (\Phi^\theta(x_1, \dots, x_m), \dots, \Phi^\theta(x_{n-m+1}, \dots, x_n)) \in \mathcal{S}(\mathbb{R}^e). \quad (2)$$

More generally still the network could be recurrent, by having memory. Let $\Phi_0 = 0$, fix $m \in \mathbb{N}$, and define $\Phi_k = \Phi^\theta(x_k, \dots, x_{k+m}; \Phi_{k-1})$ for $k = 1, \dots, n - m + 1$. Then define $\Phi(\mathbf{x})$ by

$$\Phi(\mathbf{x}) = (\Phi_1, \dots, \Phi_{n-m+1}) \in \mathcal{S}(\mathbb{R}^e). \quad (3)$$

It is worth taking a moment to think what we really mean by ‘stream-like nature’. The signature transform is defined on paths; it is applied to a stream of data in $\mathcal{S}(\mathbb{R}^d)$ by first interpolating the data into a path and then taking the signature. The data is treated as a discretisation or set of observations of some underlying path. Note that there is nothing wrong with the path itself having a discrete structure to it; for example a sentence.

In principle one could reshape a tensor of shape (b, nd) with no stream-like nature into one of shape (b, d, n) , and then take the signature. However it is not clear what this means mathematically. There is no underlying path. The signature is at this point an essentially arbitrary transformation, without the mathematical guarantees normally associated with it.

3.2 Backpropagation

Despite being formed of integrals, the signature is in fact straightforward and efficient to compute exactly, see Appendix A. More than that, the computation may in fact be described in terms of standard tensor operations. As such it may be backpropagated through without difficulty.

In particular this means that having a learnable map before the signature does not pose a problem.

3.3 Multiple signature layers

Applying the signature transform consumes the stream-like nature of the data, which if done naively prevents using the signature layer multiple times. The straightforward solution is to take a stream of signatures in the following way: given a stream $\mathbf{x} = (x_1, \dots, x_n) \in \mathcal{S}(\mathbb{R}^d)$, let $\mathbf{x}_k = (x_1, \dots, x_k)$ for $k = 2, \dots, n$, and apply the signature to each \mathbf{x}_k to obtain the stream

$$(\text{Sig}^N(\mathbf{x}_2), \dots, \text{Sig}^N(\mathbf{x}_n)) \in \mathcal{S}(\mathbb{R}^{(d^{N+1}-1)/(d-1)}).$$

The shortest stream it is meaningful to take the signature of is of length two, which is why there is no corresponding $\text{Sig}^N(\mathbf{x}_1)$ term.

This notion may be generalised: let

$$\ell = (\ell^1, \ell^2, \dots, \ell^v): \mathcal{S}(\mathbb{R}^d) \rightarrow \mathcal{S}(\mathcal{S}(\mathbb{R}^e)),$$

which we refer to as a lift into the space of streams of streams.³ Then we apply the signature stream-wise to define $\text{Sig}^N(\ell(\mathbf{x}))$ by

$$\text{Sig}^N(\ell(\mathbf{x})) = (\text{Sig}^N(\ell^1(\mathbf{x})), \dots, \text{Sig}^N(\ell^v(\mathbf{x}))) \in \mathcal{S}(\mathbb{R}^{(e^{N+1}-1)/(e-1)}). \quad (4)$$

In the above example,

$$\ell(\mathbf{x}) = (\mathbf{x}_2, \dots, \mathbf{x}_n). \quad (5)$$

Other plausible choices are to cut up \mathbf{x} into multiple pieces, for example

$$\ell(\mathbf{x}) = ((x_1, x_2), (x_3, x_4), \dots, (x_{2\lfloor n/2 \rfloor - 1}, x_{2\lfloor n/2 \rfloor})), \quad (6)$$

or to take a sliding window

$$\ell(\mathbf{x}) = ((x_1, x_2, x_3), (x_2, x_3, x_4), \dots, (x_{n-2}, x_{n-1}, x_n)). \quad (7)$$

And now we may repeat the whole process as many times as desired.

That is, suppose we wish to learn a map from $\mathcal{S}(\mathbb{R}^d)$ to \mathcal{X} , where \mathcal{X} is some set. (Which may be finite for a classification problem or infinite for a regression problem.) Let $c_i, d_i, e_i, N_i \in \mathbb{N}$ be such that $d_1 = d$ and $d_{i+1} = (c_i^{N_i+1} - 1)/(c_i - 1)$, for $i = 1, \dots, k$.

Let

$$\Phi_i^{\theta_i}: \mathbb{R}^{d_i \times m_i} \rightarrow \mathbb{R}^{e_i}, \quad \ell_i: \mathcal{S}(\mathbb{R}^{e_i}) \rightarrow \mathcal{S}(\mathcal{S}(\mathbb{R}^{c_i})), \quad f^{\theta_{k+1}}: \mathcal{S}(\mathbb{R}^{(c_k^{N_k+1}-1)/(c_k-1)}) \rightarrow \mathcal{X},$$

³And v will likely depend on the length of the input to ℓ .

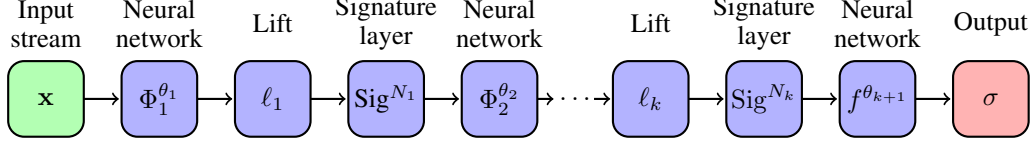


Figure 2: Deep signature model. Trainable parameters: $\theta_1, \dots, \theta_{k+1}$.

where $\Phi_i^{\theta_i}$ and ℓ_i are defined in the manner of equations (1)–(3) and (5)–(7), and $\theta_1, \dots, \theta_{k+1}$ are some trainable parameters. Then defining compositions in the manner of equations (1)–(4), let

$$\sigma = \left(f^{\theta_{k+1}} \circ \text{Sig}^{N_k} \circ \ell_k \circ \Phi_k^{\theta_k} \circ \dots \circ \Phi_2^{\theta_2} \circ \text{Sig}^{N_1} \circ \ell_1 \circ \Phi_1^{\theta_1} \right) (\mathbf{x}).$$

This defines the *deep signature model*, summarised in Figure 2. The name comes from the fact that the signature is now embedded deep within the network instead of operating as a feature transformation. When there are multiple signature layers in a network, so that signatures-of-signatures are computed, then the name may be taken to have a double meaning, but we stress that this need not be the case. Good results may often be obtained with only a single signature layer.

An important special case is when $V = \mathcal{S}(\mathbb{R}^e)$, so that the final network $f^{\theta_{k+1}}$ is stream-preserving. Then the overall model $\mathbf{x} \rightarrow \sigma$ is also stream-preserving. See for example Section 4.

In principle it is also fine to take the trivial lift of a sequence of a single element,

$$\ell(\mathbf{x}) = (\mathbf{x}). \quad (8)$$

Taking the signature of this will then essentially remove the stream-like nature, however, so it is suitable only for the final signature of a deep signature model. We observe in particular that this is what is done in the models described in Figure 1, which we identify as very special cases of the deep signature model, also lacking any learned transformation before the signature.

It is easy to see that the deep signature model exhibits the universal approximation property provided that the model is large enough. This fact follows from the universal approximation theorem for neural networks [22] and from the universal nonlinearity property of signatures (see Appendix A).

We discuss a ResNet [23] style adaptation of the deep signature model in Section 6.

3.4 Inverting the truncated signature

How well does a truncated signature encode the original stream of data? A simple experiment is to attempt to recover the original stream of data given its truncated signature. We remark that finding a mathematical description of this inversion is a challenging task [24, 25, 26].

Fix a stream of data $\mathbf{x} = (x_1, \dots, x_n) \in \mathcal{S}(\mathbb{R}^d)$. Assume that the truncated signature $\text{Sig}^N(\mathbf{x})$ and the number of steps $n \in \mathbb{N}$ are known. Now apply gradient descent to minimise

$$L(\mathbf{y}; \mathbf{x}) = \|\text{Sig}^N(\mathbf{y}) - \text{Sig}^N(\mathbf{x})\|_2^2 \quad \text{for } \mathbf{y} = (y_1, \dots, y_n) \in \mathcal{S}(\mathbb{R}^d).$$

Figure 3 shows four handwritten digits from the PenDigits dataset [27]. The solid blue path is the original path \mathbf{x} , whilst the dashed orange path is the reconstructed path \mathbf{y} minimising $L(\mathbf{y}; \mathbf{x})$. Truncated signatures of order $N = 12$ were used for this task. We see that the truncated signatures have managed to encode the input paths \mathbf{x} almost perfectly.



Figure 3: Original path (blue) and path reconstructed from its signature (dashed orange) for four handwritten digits in the PenDigits dataset [27].

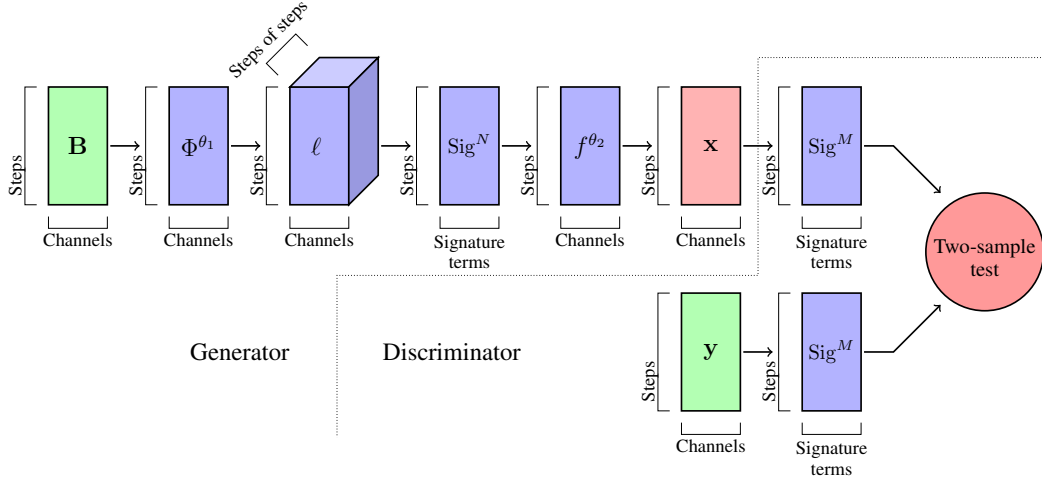


Figure 4: Generative model architecture. Trainable parameters: θ_1, θ_2 . There is an implicit batch dimension throughout.

4 A generative model for a stochastic process

Generative models are typically trained to learn to transform random noise to a target distribution. One common approach are Generative Adversarial Networks [28]. An alternative approach is to define a distance on the space of distributions by embedding them into a Reproducing Kernel Hilbert Space. The discriminator is then a fixed two-sample test based on a kernel maximum mean discrepancy. This is known as a Generative Moment Matching Network [29, 30, 31].

With this framework we propose a deep signature model to generate sequential data. The discriminator is as in [19, 20]. The natural choice for random noise is Brownian motion B_t .

Define the kernel $k: \mathcal{S}(\mathbb{R}^d) \times \mathcal{S}(\mathbb{R}^d) \rightarrow \mathbb{R}$ by

$$k(\mathbf{x}, \mathbf{y}) = (\text{Sig}^N(\lambda_{\mathbf{x}} \mathbf{x}), \text{Sig}^N(\lambda_{\mathbf{y}} \mathbf{y})),$$

where $\lambda_{\mathbf{x}} \in \mathbb{R}$ is a certain normalising constant which guarantees that k is the kernel of a Reproducing Kernel Hilbert Space, and (\cdot, \cdot) denotes the dot product.

Given n samples $\{\mathbf{x}^{(i)}\}_{i=1}^n \subseteq \mathcal{S}(\mathbb{R}^d)$ from the generator and m samples $\{\mathbf{y}^{(i)}\}_{i=1}^m \subseteq \mathcal{S}(\mathbb{R}^d)$ from the target distribution, define the loss T by

$$T(\{\mathbf{x}^{(i)}\}_{i=1}^n, \{\mathbf{y}^{(i)}\}_{i=1}^m) = \frac{1}{n^2} \sum_{i,j} k(\mathbf{x}^{(i)}, \mathbf{x}^{(j)}) - \frac{2}{nm} \sum_{i,j} k(\mathbf{x}^{(i)}, \mathbf{y}^{(j)}) + \frac{1}{m^2} \sum_{i,j} k(\mathbf{y}^{(i)}, \mathbf{y}^{(j)}).$$

Given two stream-preserving neural networks Φ^{θ_1} and f^{θ_2} , and a lift ℓ , then the generative model is defined by

$$\mathbf{x} = (f^{\theta_2} \circ \text{Sig}^N \circ \ell \circ \Phi^{\theta_1})(\mathbf{B}),$$

where the input to the network is time-augmented Brownian motion

$$\mathbf{B} = ((t_1, B_{t_1}), \dots, (t_n, B_{t_n})) \in \mathcal{S}(\mathbb{R}^2).$$

The overall model is shown in Figure 4. In a nice twist, both the generator and the discriminator involve the signature.

Observe how the generative part is a particular case of the deep signature model, and that

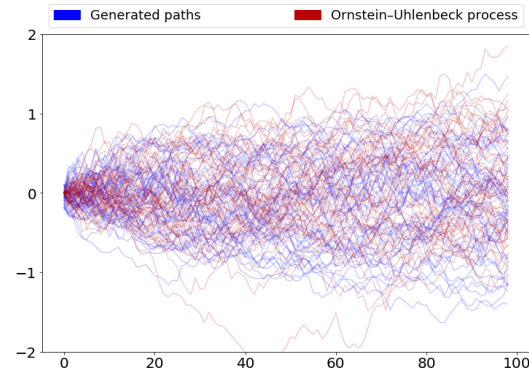


Figure 5: Generated paths alongside the original paths.

furthermore the whole generator-discriminator pair is also a particular case of the deep signature model, with the trivial lift of equation (8) before the second signature layer.

We applied the proposed generative model to a dataset of 1024 realisations of an Ornstein–Uhlenbeck process [32]. The loss was minimised at 6.6×10^{-4} , which implies that the generated paths are statistically almost indistinguishable from the real Ornstein–Uhlenbeck process. Figure 5 shows the generated paths alongside the original ones. Further implementation details are in Appendix B.

5 Supervised learning with fractional Brownian motion

Fractional Brownian motion [33] is a Gaussian process $B^H : [0, \infty) \rightarrow \mathbb{R}$ that generalises Brownian motion. It is self-similar and exhibits fractal-like behaviour. Fractional Brownian motion depends upon a parameter $H \in (0, 1)$, known as the Hurst parameter. Lower Hurst parameters result in noticeably rougher paths. The case of $H = 1/2$ corresponds to usual Brownian motion. Fractional Brownian motion has been successfully used to model phenomena in diverse fields. For example, empirical evidence from financial markets [34] suggests that log-volatility is well modelled by fractional Brownian motion with Hurst parameter $H \approx 0.1$.

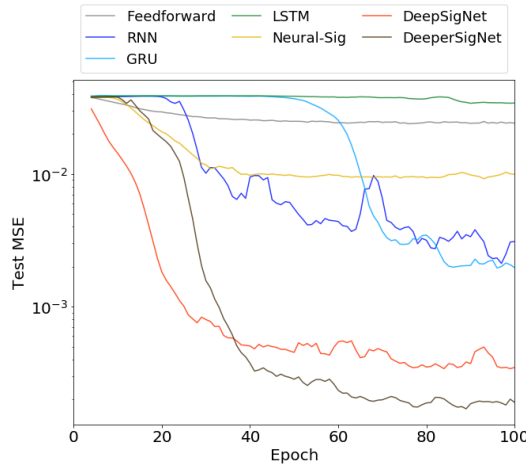


Figure 6: Performance at estimating the Hurst parameter for various models, with and without signatures, for a particular training run.

DeeperSigNet are both deep signature models, of the form outlined by Figure 2. DeepSigNet has a single large Neural-Lift-Signature block, whilst DeeperSigNet has three smaller ones. We observe that the deep signature models outperform all other models by at least an order of magnitude. Further implementation details are found in Appendix B.

Estimating the Hurst parameter of a fractional Brownian motion path is considered a nontrivial task because of the paths’ non-stationarity and long range dependencies [35]. We train a variety of models to perform this estimation. That is, to learn the map $\mathbf{x}^H \mapsto H$, where

$$\mathbf{x}^H = ((t_0, B_{t_0}^H), \dots, (t_n, B_{t_n}^H)) \in \mathcal{S}(\mathbb{R}^2)$$

for some realisation of B^H .

The results are shown in Figure 6 and Table 1. Also shown are the results of the rescaled range method [36], which is a mathematically derived method rather than a learned method. The data was flattened and fed into a non-recurrent feedforward model, referred to as Feedforward, as a baseline in the context of neural networks, whilst the simple Neural-Sig model outlined previously in Figure 1a provides a baseline from the context of signatures. DeepSigNet and

Table 1: Final test mean squared error (MSE), averaged over 3 training runs, ordered from largest to smallest.

	Test MSE		# Params
	Mean	Variance	
Rescaled Range	7.2×10^{-2}	3.7×10^{-3}	N/A
LSTM	4.3×10^{-2}	8.0×10^{-3}	12961
Feedforward	2.8×10^{-2}	3.0×10^{-3}	10209
Neural-Sig	1.1×10^{-2}	8.2×10^{-4}	10097
GRU	3.3×10^{-3}	1.3×10^{-3}	9729
RNN	1.7×10^{-3}	4.9×10^{-4}	10091
DeepSigNet	2.1×10^{-4}	8.7×10^{-5}	9261
DeeperSigNet	1.6×10^{-4}	2.1×10^{-5}	9686

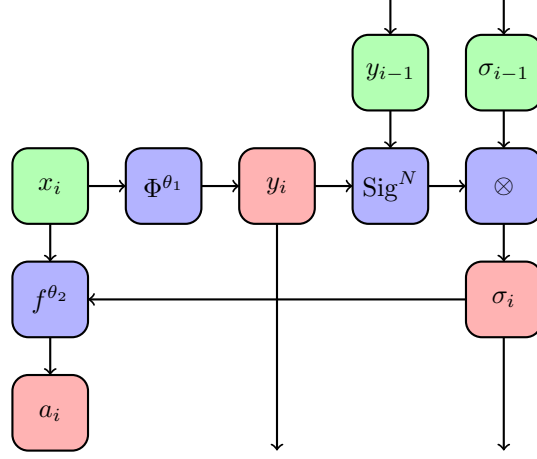


Figure 7: Agent architecture. Trainable parameters: θ_1, θ_2 .

6 Non-Markovian deep reinforcement learning

Finally we show how these ideas may be extended by demonstrating a ResNet [23] style adaptation of the deep signature model. This model uses signatures as the memory of a recurrent neural network. As an example, we demonstrate how this architecture may be used to tackle a non-Markovian reinforcement learning problem. Many tasks in reinforcement learning are Markovian, in the sense that the optimal action for the agent to take only depends on the current state of the environment, and not the past history of states. However if this is not the case then the task is usually harder to solve [37], and the agent is then required to maintain a memory in order to retain information about past states.

Let $\Phi^{\theta_1} : \mathbb{R}^d \rightarrow \mathbb{R}^e$ and $f^{\theta_2} : \mathbb{R}^{d+(e^{N+1}-1)/(e-1)} \rightarrow \{\text{actions}\}$ be functions depending on learnable parameters θ_1, θ_2 . Given input $x_i \in \mathbb{R}^d$ at time i , let

$$y_i = \Phi^{\theta_1}(x_i), \quad \sigma_i = \sigma_{i-1} \otimes \text{Sig}^N((y_{i-1}, y_i)), \quad a_i = f^{\theta_2}(x_i, \sigma_i),$$

where \otimes denotes the tensor product, a_i is the action proposed by the network at time i , and y_i and σ_i are the memory at time i . In particular this means that

$$\sigma_i = \text{Sig}^N(\Phi^{\theta_1}(x_1), \dots, \Phi^{\theta_1}(x_i)) \in \mathbb{R}^{(e^{N+1}-1)/(e-1)}.$$

The model is summarised in Figure 7. Note that y_i is preserved in memory only to compute the signature at the next time step, as the shortest path it is meaningful to compute the signature of is of length two.

The inputs x_i may be collected into a stream $(x_i)_i \in \mathcal{S}(\mathbb{R}^d)$, the memory y_i may be collected into a stream $(y_i)_i \in \mathcal{S}(\mathbb{R}^e)$, and the memory σ_i may be collected into a stream $(\sigma_i)_i \in \mathcal{S}(\mathbb{R}^{(e^{N+1}-1)/(e-1)})$. Thus we see the relation to the general deep signature model. This model has a single Neural-Lift-Signature block, with a skip connection across the whole block. The neural component is given by the neural network Φ^{θ_1} , which is stream-preserving as it operates pointwise, in the manner of equation (1). The lift is the ‘expanding window’ lift given by equation (5). Finally f^{θ_2} is another neural network, which is again pointwise and thus stream-preserving.

We test this model on a non-Markovian modification to the classical Mountain Car problem [38], in which the agent receives only partial information: it is only given the car’s position, and not its velocity.⁴ We find that it is capable of learning how to solve the problem within a set number of episodes, whilst a comparable RNN architecture fails to do so. The reinforcement learning technique used was Deep Q Learning [40] with the specified models performing function approximation on Q . Both models were chosen to have comparable numbers of parameters. Further implementation details can be found in Appendix B.

⁴Thus this belongs to particular class of non-Markov problems called Hidden Markov Models [39].

Acknowledgements

PB was supported by the EPSRC grant EP/R513295/1. PK was supported by the EPSRC grant EP/L015811/1. PK, IPA, CS, TL were supported by the Alan Turing Institute under the EPSRC grant EP/N510129/1.

References

- [1] I. Chevyrev and A. Kormilitzin, “A primer on the signature method in machine learning,” *arXiv preprint arXiv:1603.03788*, 2016.
- [2] K. T. Chen, “Iterated integrals and exponential homomorphisms,” *Proc. London Math. Soc.*, 4, 502–512, 1954.
- [3] K. T. Chen, “Integration of paths, geometric invariants and a generalized Baker-Hausdorff formula,” *Ann. of Math.* (2), 65:163–178, 1957.
- [4] K. T. Chen, “Integration of paths - a faithful representation of paths by non-commutative formal power series,” *Trans. Amer. Math. Soc.* 89 (1958), 395–407, 1958.
- [5] T. Lyons, H. Ni, and H. Oberhauser, “A feature set for streams and an application to high-frequency financial tick data,” *ICBDC*, 2014.
- [6] L. G. Gyurkó, T. Lyons, M. Kontkowski, and J. Field, “Extracting information from the signature of a financial data stream,” *arXiv preprint arXiv:1307.7244*, 2014.
- [7] T. Lyons, S. Nejad, and I. P. Arribas, “Nonparametric pricing and hedging of exotic derivatives,” *arXiv preprint arXiv:1905.00711*, 2019.
- [8] T. Lyons, S. Nejad, and I. P. Arribas, “Model-free pricing and hedging in discrete time using rough path signatures,” *arXiv preprint arXiv:1905.01720*, 2019.
- [9] J. Kalsi, T. Lyons, and I. P. Arribas, “Optimal execution with rough path signatures,” *arXiv preprint arXiv:1905.00728*, 2019.
- [10] T. J. Lyons, “Differential equations driven by rough signals,” *Revista Matemática Iberoamericana*, vol. 14, no. 2, pp. 215–310, 1998.
- [11] P. K. Friz and N. B. Victoir, “Multidimensional stochastic processes as rough paths: theory and applications,” *Cambridge University Press*, 2010.
- [12] W. Yang, L. Jin, and M. Liu, “Chinese character-level writer identification using path signature feature, DropStroke and deep CNN,” in *2015 13th International Conference on Document Analysis and Recognition (ICDAR)*, pp. 546–550, IEEE, 2015.
- [13] Z. Xie, Z. Sun, L. Jin, H. Ni, and T. Lyons, “Learning spatial-semantic context with fully convolutional recurrent network for online handwritten Chinese text recognition,” *IEEE transactions on pattern analysis and machine intelligence*, vol. 40, no. 8, pp. 1903–1917, 2018.
- [14] W. Yang, L. Jin, D. Tao, Z. Xie, and Z. Feng, “DropSample: A new training method to enhance deep convolutional neural networks for large-scale unconstrained handwritten Chinese character recognition,” *Pattern Recognition*, vol. 58, pp. 190–203, 2016.
- [15] W. Yang, L. Jin, and M. Liu, “Deepwriterid: An end-to-end online text-independent writer identification system,” *IEEE Intelligent Systems*, vol. 31, no. 2, pp. 45–53, 2016.
- [16] C. Li, X. Zhang, and L. Jin, “LPSNet: a novel log path signature feature based hand gesture recognition framework,” in *Proceedings of the IEEE International Conference on Computer Vision*, pp. 631–639, 2017.
- [17] W. Yang, T. Lyons, H. Ni, C. Schmid, L. Jin, and J. Chang, “Leveraging the path signature for skeleton-based human action recognition,” *arXiv preprint arXiv:1707.03993*, 2017.
- [18] W. Yang, L. Jin, H. Ni, and T. Lyons, “Rotation-free online handwritten character recognition using dyadic path signature features, hanging normalization, and deep neural network,” in *2016 23rd International Conference on Pattern Recognition (ICPR)*, pp. 4083–4088, IEEE, 2016.
- [19] F. J. Király and H. Oberhauser, “Kernels for sequentially ordered data,” *Journal of Machine Learning Research*, 2019.
- [20] I. Chevyrev and H. Oberhauser, “Signature moments to characterize laws of stochastic processes,” *arXiv preprint arXiv:1810.10971*, 2018.
- [21] T. Lyons, “Rough paths, signatures and the modelling of functions on streams,” *arXiv preprint arXiv:1405.4537*, 2014.

- [22] A. Pinkus, “Approximation theory of the MLP model in neural networks,” *Acta Numer.*, vol. 8, pp. 143–195, 1999.
- [23] K. He, X. Zhang, R. Shaoqing, and J. Sun, “Deep Residual Learning for Image Recognition,” *IEEE International Conference on Computer Vision and Pattern Recognition*, 2016.
- [24] T. J. Lyons and W. Xu, “Inverting the signature of a path,” *Journal of the European Mathematical Society*, vol. 20, no. 7, pp. 1655–1687, 2018.
- [25] J. Chang, N. Duffield, H. Ni, W. Xu, *et al.*, “Signature inversion for monotone paths,” *Electronic Communications in Probability*, vol. 22, 2017.
- [26] J. Chang, *Effective algorithms for inverting the signature of a path*. PhD thesis, University of Oxford, 2018.
- [27] D. Dua and C. Graff, “UCI Machine Learning Repository,” 2017.
- [28] I. Goodfellow, J. Pouget-Abadie, M. Mirza, B. Xu, D. Warde-Farley, S. Ozair, A. Courville, and Y. Bengio, “Generative adversarial nets,” in *Advances in neural information processing systems*, pp. 2672–2680, 2014.
- [29] Y. Li, K. Swersky, and R. Zemel, “Generative moment matching networks,” *ICML*, 2015.
- [30] G. K. Dziugaite, D. M. Roy, and Z. Ghahramani, “Training generative neural networks via maximum mean discrepancy optimization,” *UAI*, 2015.
- [31] A. Gretton, K. M. Borgwardt, M. Rasch, B. Scholkopf, and A. J. Smola, “A kernel method for the two-sample problem,” *Advances in Neural Information Processing Systems*, 2007.
- [32] G. E. Uhlenbeck and L. S. Ornstein, “On the theory of the Brownian motion,” *Physical review*, vol. 36, no. 5, p. 823, 1930.
- [33] Y. Mishura, *Stochastic calculus for fractional Brownian motion and related processes*, vol. 1929. Springer Science & Business Media, 2008.
- [34] J. Gatheral, T. Jaisson, and M. Rosenbaum, “Volatility is Rough,” *Quantitative Finance*, 18:6, 933-949, 2018.
- [35] L. Lacasa, B. Luque, J. Luque, and J. C. Nuno, “The visibility graph: A new method for estimating the Hurst exponent of fractional Brownian motion,” *EPL (Europhysics Letters)*, vol. 86, no. 3, p. 30001, 2009.
- [36] H. Hurst, “The Long-Term Storage Capacity of Reservoirs,” *Transactions of the American Society of Civil Engineers*, 1951.
- [37] S. D. Whitehead and L.-J. Lin, “Reinforcement learning of non-markov decision processes,” *Artificial Intelligence*, vol. 73, no. 1-2, pp. 271–306, 1995.
- [38] G. Brockman, V. Cheung, L. Pettersson, J. Schneider, J. Schulman, J. Tang, and W. Zaremba, “Openai gym,” *arXiv preprint arXiv:1606.01540*, 2016.
- [39] L. R. Rabiner and B.-H. Juang, “An introduction to hidden markov models,” *IEEE ASSP*, vol. 3, no. 1, pp. 4–16, 1986.
- [40] V. Mnih, K. Kavukcuoglu, D. Silver, A. A. Rusu, J. Veness, M. G. Bellemare, A. Graves, M. Riedmiller, A. K. Fidjeland, G. Ostrovski, *et al.*, “Human-level control through deep reinforcement learning,” *Nature*, vol. 518, no. 7540, p. 529, 2015.
- [41] B. M. Hambly and T. J. Lyons, “Uniqueness for the signature of a path of bounded variation and the reduced path group,” *Annals of Mathematics*, vol. 171, no. 1, pp. 109–167, 2010.
- [42] I. Perez Arribas, “Derivatives pricing using signature payoffs,” *arXiv preprint arXiv:1809.09466*, 2018.
- [43] D. Kingma and J. Ba, “Adam: A method for stochastic optimization,” *ICLR*, 2015.
- [44] A. Paszke, S. Gross, S. Chintala, G. Chanan, E. Yang, Z. DeVito, Z. Lin, A. Desmaison, L. Antiga, and A. Lerer, “Automatic differentiation in PyTorch,” 2017.
- [45] J. Reizenstein and B. Graham, “The iisignature library: efficient calculation of iterated-integral signatures and log signatures,” *arXiv preprint arXiv:1802.08252*, 2018.
- [46] P. Embrechts, *Selfsimilar processes*, vol. 21. Princeton University Press, 2009.
- [47] C. J. C. H. Watkins, “Learning from delayed rewards,” 1989.

A A brief overview of signatures

A.1 Properties of signatures

Definition A.1 ([10]). Let $a, b \in \mathbb{R}$, and $X = (X^1, \dots, X^d): [a, b] \rightarrow \mathbb{R}^d$ be a continuous piecewise smooth path. The signature of X is then defined as the collection of iterated integrals

$$\begin{aligned} \text{Sig}(X) &= \left(\int_{a < t_1 < \dots < t_k < b} dX_{t_1} \otimes \dots \otimes dX_{t_k} \right)_{k \geq 0} \\ &= \left(\left(\int_{a < t_1 < \dots < t_k < b} dX_{t_1}^{i_1} \dots dX_{t_k}^{i_k} \right)_{1 \leq i_1, \dots, i_k \leq d} \right)_{k \geq 0}, \end{aligned}$$

where \otimes denotes the outer product, $dX_t = \frac{dX_t}{dt} dt$, and the $k = 0$ term is taken to be $1 \in \mathbb{R}$.

The (truncated) signature of order N of X is defined as

$$\text{Sig}^N(X) = \left(\int_{a < t_1 < \dots < t_k < b} dX_{t_1} \otimes \dots \otimes dX_{t_k} \right)_{0 \leq k \leq N}.$$

The signature may in fact be defined much more generally, on paths of merely bounded variation, see [10, 11], but the above definition suffices for our purposes. This broader theory is also the reason behind the notation dX_t , which may be made sense of even when X is not continuous or differentiable.

Example A.2. Suppose $X: [a, b] \rightarrow \mathbb{R}^d$ is the linear interpolation of two points $x, y \in \mathbb{R}^d$, so that $X_t = x + \frac{t-a}{b-a}(y-x)$. Then its signature is just the collection of powers of its total increment:

$$\text{Sig}(X) = \left(1, y-x, \frac{1}{2}(y-x)^{\otimes 2}, \frac{1}{6}(y-x)^{\otimes 3}, \dots, \frac{1}{k!}(y-x)^{\otimes k}, \dots \right).$$

Which is independent of a, b .

Definition A.3. Given a path $X: [a, b] \rightarrow \mathbb{R}^d$, we define the corresponding *time-augmented path* by $\hat{X}_t = (t, X_t)$, which is a path in \mathbb{R}^{d+1} .

The signature exhibits four key properties that makes its use attractive when dealing with path-like data. First, a path is essentially defined by its signature. This means that essentially no information is lost when applying the signature transform.

Proposition A.4 (Uniqueness of signature [41]). *Let $X: [a, b] \rightarrow \mathbb{R}^d$ be a continuous piecewise smooth path. Then $\text{Sig}(\hat{X})$ uniquely determines X up to translation.*

Next, the terms of the signature decay in size factorially. This means that little information is lost when truncating the signature.

Proposition A.5 (Factorial decay [10, Lemma 2.1.1]). *Let $X: [a, b] \rightarrow \mathbb{R}^d$ be a continuous piecewise smooth path. Then*

$$\left\| \int_{a < t_1 < \dots < t_k < b} dX_{t_1} \otimes \dots \otimes dX_{t_k} \right\| \leq \frac{C(X)^k}{k!},$$

where $C(X)$ is a constant depending on X and $\|\cdot\|$ is any tensor norm on $(\mathbb{R}^d)^{\otimes k}$.

Third, functions of the path are approximately linear on the signature. In some sense the signature may be thought of as a ‘universal nonlinearity’ on paths.

Proposition A.6 (Universal nonlinearity [42]). *Let F be a real-valued continuous function on continuous piecewise smooth paths in \mathbb{R}^d and let \mathcal{K} be a compact set of such paths.⁵ Let $\varepsilon > 0$. Then there exists a linear functional L such that for all $X \in \mathcal{K}$,*

$$\left| F(X) - L(\text{Sig}(\widehat{X})) \right| < \varepsilon$$

Finally, the signature is invariant to time reparameterisations.

Proposition A.7 (Invariance to time reparameterisations [10]). *Let $X : [0, 1] \rightarrow \mathbb{R}^d$ be a continuous piecewise smooth path. Let $\psi : [0, 1] \rightarrow [0, 1]$ be an orientation-preserving diffeomorphism. Then $\text{Sig}(X) = \text{Sig}(X \circ \psi)$.*

Thus the signature encodes the *order* in which data arrives without caring precisely *when* it arrives; it is essentially factoring out the infinite-dimensional group of time reparameterisations. For example, consider the scenario of recording the movement of a pen as it draws a character on a piece of paper. Then the signature of the stream of data is invariant to the speed at which the character was drawn.

Remark A.8. There is an interesting interplay between Proposition A.6 and Proposition A.7. If one desires invariance to time reparameterisations, as in the example of a pen drawing a character, then computing the signature of just X rather than \widehat{X} will ensure by Proposition A.7 that this invariance is present. If one does not desire invariance to time reparameterisations, then using the time-augmented path \widehat{X} is what ensures that parameterisation-dependent functions may still be learned. This essentially corresponds to the difference between $\widehat{X \circ \psi}$ and $\widehat{X} \circ \psi$.

A.2 Computing signatures

The signature is little more than a mathematical idealisation unless we can compute it. Fortunately, this is possible, and in an efficient manner too.

Observe that the signature of a path $X : [a, b] \rightarrow \mathbb{R}^d$ can be described as a sequence where the zeroth term is $1 \in (\mathbb{R}^d)^{\otimes 0} = \mathbb{R}$, the first term belongs to \mathbb{R}^d , the second term belongs to $\mathbb{R}^d \otimes \mathbb{R}^d$, and the k th term belongs to $(\mathbb{R}^d)^{\otimes k} = \mathbb{R}^d \otimes \dots \otimes \mathbb{R}^d$, k times. With this description, the signature of a path naturally takes values in the tensor algebra:

Definition A.9. The tensor algebra of \mathbb{R}^d is defined as

$$T((\mathbb{R}^d)) = \prod_{k=0}^{\infty} (\mathbb{R}^d)^{\otimes k}.$$

The tensor product, when extended by bilinearity, naturally defines a multiplication on $T((\mathbb{R}^d))$. For $A = (A_0, A_1, \dots) \in T((\mathbb{R}^d))$ and $B = (B_0, B_1, \dots) \in T((\mathbb{R}^d))$, then $A \otimes B \in T((\mathbb{R}^d))$ can be seen to be

$$A \otimes B = \left(\sum_{j=0}^k A_j \otimes B_{k-j} \right)_{k \geq 0}.$$

A fundamental insight of Chen is that concatenation of paths corresponds to multiplication of their signatures. The following relation is known as *Chen's identity*.

Proposition A.10 (Chen's identity, [10, Theorem 2.12]). *Let $X : [a, b] \rightarrow \mathbb{R}^d$ and $Y : [a, b] \rightarrow \mathbb{R}^d$ be two continuous piecewise smooth paths such that $X_b = Y_a$. Define their concatenation $X * Y$ as*

$$(X * Y)_t = \begin{cases} X_{2t-a} & \text{for } a \leq t < \frac{a+b}{2}, \\ Y_{2t-b} & \text{for } \frac{a+b}{2} \leq t \leq b. \end{cases}$$

Then

$$\text{Sig}(X * Y) = \text{Sig}(X) \otimes \text{Sig}(Y).$$

⁵Of course the definition of both continuity and compactness depend on the topology of the set of paths. See [21] for details.

Everything so far has operated on paths. In practice, of course, one has some stream of data, which we interpret as a discretisation of a path.

Definition A.11. The space of streams of data is defined as

$$\mathcal{S}(\mathbb{R}^d) = \{\mathbf{x} = (x_1, \dots, x_n) : x_i \in \mathbb{R}^d, n \in \mathbb{N}\}.$$

Given $\mathbf{x} = (x_1, \dots, x_n) \in \mathcal{S}(\mathbb{R}^d)$, the integer n is called the length of \mathbf{x} . Furthermore for $a, b \in \mathbb{R}$ such that $a < b$, fix

$$a = u_1 < u_2 < \dots < u_{n-1} < u_n = b.$$

Let $X = (X^1, \dots, X^d) : [a, b] \rightarrow \mathbb{R}^d$ be continuous such that $X_{u_i} = x_i$ for all i , and linear on the intervals in between. Then X is called a linear interpolation of \mathbf{x} .

Definition A.12. Let $\mathbf{x} = (x_1, \dots, x_n) \in \mathcal{S}(\mathbb{R}^d)$ be a stream of data. Let X be a linear interpolation of \mathbf{x} . Then the signature of \mathbf{x} is defined as

$$\text{Sig}(\mathbf{x}) = \text{Sig}(X)$$

and the (truncated) signature of order N of \mathbf{x} is defined as

$$\text{Sig}^N(\mathbf{x}) = \text{Sig}^N(X).$$

A priori this definition of the signature of a stream of data depends on the choice of linear interpolation. However, it turns out that Definition A.12 is well-defined and independent of this choice, by Proposition A.7. See [10, Lemma 2.12].

Remark A.13. Let $\mathbf{x} = (x_1, \dots, x_n) \in \mathcal{S}(\mathbb{R}^d)$ be a stream of data of length n in \mathbb{R}^d . Then $\text{Sig}^N(\mathbf{x})$ has

$$\sum_{k=0}^N d^k = \frac{d^{N+1} - 1}{d - 1}$$

components. In particular, the number of components does not depend on n ; the truncated signature maps the infinite-dimensional space of streams of data $\mathcal{S}(\mathbb{R}^d)$ into a finite-dimensional space of dimension $(d^{N+1} - 1)/(d - 1)$. Thus the signature is an excellent way to tackle long streams of data, or streams of variable length.

Equipped with Chen's identity, the signature of a stream is straightforward to compute explicitly.

Proposition A.14. Let $\mathbf{x} = (x_1, \dots, x_n) \in \mathcal{S}(\mathbb{R}^d)$ be a stream of data. Then,

$$\text{Sig}(\mathbf{x}) = \exp(x_2 - x_1) \otimes \exp(x_3 - x_2) \otimes \dots \otimes \exp(x_n - x_{n-1}),$$

where

$$\exp(x) = \left(\frac{x^{\otimes k}}{k!} \right)_{k \geq 0}.$$

Proof. It is easy to check that if $\mathbf{x} = (x_1, x_2) \in \mathcal{S}(\mathbb{R}^d)$ is a stream of data of length 2 then the signature of \mathbf{x} is given by $\exp(x_2 - x_1)$, as in Example A.2. So given a stream of data $\mathbf{x} = (x_1, \dots, x_n) \in \mathcal{S}(\mathbb{R}^d)$ of length $n \geq 2$, iteratively applying Chen's identity yields the result. \square

Remark A.15. Chen's identity implies that computing the signature of an incoming stream of data is efficient. Indeed, suppose one has obtained a stream of data $\mathbf{x} \in \mathcal{S}(\mathbb{R}^d)$ and computed its signature. Suppose that after some time more data has arrived, $\mathbf{y} \in \mathcal{S}(\mathbb{R}^d)$. In order to compute the signature of the whole signal one only needs to compute the signature of the new piece of information, and tensor product it with the already-computed signature.

Remark A.16. Computing signatures in the manner described here involves only normal tensor operations, so it may be backpropagated through in the usual way. Recall that signatures are fundamentally defined on path space; backpropagating corresponds to determining the perturbation of the signature when perturbing its input with white noise. However one of the insights of *rough path theory* [10] is that a path needs more than just its pointwise values to be fully determined. The most common example of this arises in stochastic calculus, where one has to make a choice between Itô and Stratonovich integration. Until such a choice is made, one cannot define a notion of integrals of the path. In general, for sufficiently rough paths, one has to *define* what the integrals of a path are: essentially the path is defined by its signature, rather than the other way around. In such a framework it is not clear what the correct notion of perturbations of path space are, and this remains a direction for future work.

B Implementation Details

All experimental models were trained using the Adam [43] optimiser as implemented by PyTorch [44], which was the framework used to implement the models. Signature calculations were performed with the aid of the `iisignature` package [45]. All activation functions were taken to be the ReLU. Computations were performed on two computers. One was equipped with two Tesla K40m GPUs. The second was equipped with two GeForce RTX 2080 Ti GPUs and two Quadro GP100 GPUs.

In each of the following subsections, the notation is the same as the notation used in the corresponding section of the main document.

B.1 A generative model for a stochastic process

The training dataset was given by 1024 realisations of an Ornstein–Uhlenbeck process, and the test set was of the same size, each sampled at 100 points of $[0, 1]$. No minibatching was used. The model was trained for 500 epochs.

The layer Φ^{θ_1} operated pointwise on the stream of time-augmented Brownian motion $\mathbf{B} = (t_i, B_{t_i})_i \in \mathcal{S}(\mathbb{R}^2)$, and was taken to be a neural network with 2 output neurons and 2 hidden layers of 8 neurons. Furthermore it kept the original stream; thus

$$\Phi^{\theta_1}(\mathbf{B}) = (t_i, B_{t_i}, \phi_1^{\theta_1}(t_i, B_{t_i}), \phi_2^{\theta_1}(t_i, B_{t_i})) \in \mathcal{S}(\mathbb{R}^4)$$

for some learned $\phi_1^{\theta_1}, \phi_2^{\theta_1}$. The lift was the ‘expanding window’ described in equation (5). The signature in the generator was truncated at $N = 3$ (giving 84 scalar nonconstant terms). The layer f^{θ_2} operated pointwise on the stream of signatures, and was a simple linear map down to a scalar value (the value of the generated process at that time step). The signature in the discriminator was truncated at $M = 4$.

Some hyperparameter searching was necessary to obtain good results. The search was not done according to any formal scheme. It seemed that if Φ^{θ_1} was sufficiently simple and not did not keep the original stream then the training would easily get trapped in a bad local minima, and the generated process would be visually distinct from the Ornstein–Uhlenbeck process.

B.2 Supervised learning with fractional Brownian motion

The training set featured 600 samples whilst the test set featured 100 samples, each of an instance of fractional Brownian motion sampled at 300 time steps of $[0, 1]$, with Hurst parameters in the range $[0.2, 0.8]$. These were split up into batches of 128 samples, so the last batch is slightly smaller than the others, and every model trained for 100 epochs. The loss function was taken to be mean squared error (MSE).

There was no hyperparameter searching except to require that all models should have approximately the same number of parameters; in all cases the results represent a model whose hyperparameters have not been fine-tuned to the task at hand.

All models used a sigmoid as a final nonlinearity, so as to map in to $(0, 1)$.

The differing sizes of layers between models (whilst keeping roughly the same overall parameter count) is usually because of the varying size of the input to the model. Some models take all of the raw data, some models use signatures, and some models take expanding or sliding windows of the data in a manner akin to equations (5) and (7).

The Feedforward model was a simple neural network with 3 hidden layers of 16 neurons each.

The Neural-Sig model – which is essentially the same model as the Feedforward model, except that the data has the signature applied as feature transformation first – featured hidden layers of sizes 64, 64, 32, 32, 16, 16 respectively.

The RNN model is two recurrent neural networks, the first comprised of dense layers of sizes 64, 64, 32 and output size 6, and the second comprised of dense layers of size 32, 32, 32, and output size 5. The first network sweeps across the input data relatively slowly, with a stride of 2, whilst the second network sweeps across the result of the first network more quickly, with a stride of 4. In this

way it may capture information from the input data at multiple timescales; part of the challenge of fractional Brownian motion is the existence of long-range dependencies [46].

The LSTM and GRU models both featured two recurrent layers each of size 32, and swept across the raw data with a stride of 1.

DeepSigNet featured a single Neural-Lift-Signature block, where the neural component was given by a single convolutional layer with 3 channels and kernel size 3, the lift was the trivial lift of equation (8), and the signature was truncated as $N = 3$. The neural component also preserved the original time-augmented stream of data, so that in some sense the neural component has 3 extra channels corresponding to time and value. On top of this a feedforward neural network with 5 hidden layers of size 32 was placed. Thus this model is very similar to the Neural-Sig model, except that a small learnable transformation was allowed before the signature. The difference in their performance highlights the value of learning a transformation before using the signature. (Without which the Neural-Sig model is merely outperformed by some non-signature based models.)

DeeperSigNet featured three Neural-Lift-Signature blocks. The neural component of the first block was a small feedforward network with 2 hidden layers of size 16 and an output layer of size 3, swept across the length of the stream; its kernel size (how many time-value pairs of the stream it saw at once) was 4. The original time-augmented stream of data was also preserved by the neural component. The neural components of the other two blocks were recurrent neural networks, featuring 2 hidden layers of 16 neurons each. The lifts were in every case expanding windows as in equation (5). On top of this another recurrent neural network was placed, and the value of its final hidden state used as the output. This final network used 2 hidden layers of 16 neurons each.

B.3 Non-Markovian deep reinforcement learning

We used the implementation of the Mountain Car problem implemented by the OpenAI Gym [38], modified to return only the car’s position. Each episode was run for 300 steps, and each model was given 2000 episodes in which to learn. The reward function was given by the car’s position, in the range $(-1.2, 0.6)$, with a bonus +1 on reaching the goal. At each step the car could drive its engine left, right, or not use it at all. This problem was chosen for its ease of implementation.

The sizes of the models were chosen to ensure that they both had roughly the same number of scalar parameters. Within this specification, there was a small amount of hyperparameter searching. This was done in an *ad hoc* manner, for both models, varying the number of layers and the numbers of neurons in each layer, around the values that were eventually used. The eventual values chosen for the deep signature model were selected as the ones giving the best results for the deep signature model. The eventual values for the RNN were selected to give roughly the same parameter count as the deep signature model, as no RNN model achieved any appreciable success.

The deep signature model was as described in Section 6, with the first network Φ^{θ_1} applying a learned linear transformation with output dimension 2. Furthermore it kept the original time-augmented stream, so that

$$y_i = \Phi^{\theta_1}(x_i) = (t_i, x_i, \phi_1^{\theta_1}(t_i, x_i), \phi_2^{\theta_1}(t_i, x_i)) \in \mathcal{S}(\mathbb{R}^4),$$

where $\phi_1^{\theta_1}$ and $\phi_2^{\theta_2}$ are learned linear functions. The signature was truncated at $N = 3$. The second network f^{θ_2} was comprised of a single hidden layer of 64 neurons, followed by an output layer of 3 neurons, corresponding to the three possible actions. The action with the greatest value was the action selected. This model had a total of 5769 scalar parameters.

The RNN model featured 3 recurrent layers each of size 32, followed by an output layer of 3 neurons, corresponding to the three possible actions. The action with the greatest value was the action selected. This model had a total of 5475 scalar parameters.

The reinforcement learning technique used was Deep Q Learning [40, 47], to effectively transform the task into a supervised learning problem, with each of the specified models performing function approximation on Q . Actions were chosen in an ε -greedy manner, with $\varepsilon = 0.2$. The discount factor was given by $\gamma = 0.99$.

The deep signature model achieved success, and would learn to consistently solve the problem at around 1500 episodes. The RNN failed to achieved success within 2000 episodes on any test run. 3 test runs were performed.