

Modeling of Missing Dynamical Systems: Deriving Parametric Models using a Nonparametric Framework

Shixiao W. Jiang ^{*a} and John Harlim ^{a,b,c}

^aDepartment of Mathematics, the Pennsylvania State University, 109 McAllister Building, University Park, PA 16802-6400, USA

^bDepartment of Meteorology and Atmospheric Science, the Pennsylvania State University, 503 Walker Building, University Park, PA 16802-5013, USA

^cInstitute for CyberScience, the Pennsylvania State University, 224B Computer Building, University Park, PA 16802, USA

June 29, 2022

Abstract

In this paper, we consider modeling missing dynamics with a non-Markovian transition density, constructed using the theory of kernel embedding of conditional distributions on appropriate Reproducing Kernel Hilbert Spaces (RKHS), equipped with orthonormal basis functions. Depending on the choice of the basis functions, the resulting closure from this nonparametric modeling formulation is in the form of parametric models. This suggests that the successes of various parametric modeling approaches that were proposed in various domain of applications can be understood through the RKHS representations. When the missing dynamical terms evolve faster than the relevant observable of interest, the proposed approach is consistent with the effective dynamics derived from the classical averaging theory. In linear and Gaussian case without temporal scale gap, we will show that the proposed closure model using the non-Markovian transition density with a very long memory yields an accurate estimation of the nontrivial autocovariance function for the relevant variable of the full dynamics. Supporting numerical results on instructive nonlinear dynamics show that the proposed approach is able to replicate high-dimensional missing dynamical terms on problems with and without separation of temporal scales.

Keywords. missing dynamical systems, model closure, non-Markovian transition density, nonparametric modeling, RKHS formulation

Mathematics Subject Classification. 37M10,37M25,41A10,41A30,41A45,60J22,65C40

1 Introduction

One of the long-standing issues in modeling dynamical systems is model error arises from incomplete understanding of the physics. The progress in tackling this problem goes under different names depending on the scientific fields. In applied mathematics and engineering sciences, some of these approaches are known as the *reduced-order modeling*, which ultimate goal is to derive effective models from the first principle, assuming that the full dynamics is known. They include the Mori-Zwanzig formalism [42, 49, 50] and its approximations [4, 5, 11, 15, 23]; the averaging/homogenization when there are apparent scale separation between the relevant and irrelevant variables [9, 40, 41, 47]. In domain sciences, various methods for *subgrid-scale parameterization* were proposed to handle the same problem that arise in applications such as material science, molecular dynamics, climate dynamics, just to name a few. They include the Markov chain type modeling

*Corresponding author: suj235@psu.edu

[6, 21]; stochastic parameterization [1, 6, 16, 27, 30, 32, 35, 48]; superparameterization in cloud modeling [12, 22, 34] and in combustion problems [18, 19]; Direct-Interaction Approximation (DIA) for parameterizing sub-grid scale processes in isotropic turbulence [24] and its extensions [8], for modeling non-Markovian memory in inhomogeneous turbulence over topography. We should point out that this list is incomplete and these approaches share some commonality despite being developed independently and have different implementation details. Namely, the key unifying theme in these aforementioned methods is the parametric modeling assumption with a specific class of functions/distributions and with finite number of parameters.

In this paper, we consider a nonparametric modeling framework to compensate for the missing dynamical components. In our setup, suppose that the underlying full dynamics is an ergodic system of Itô diffusion with relevant components $x \in \mathcal{X}$ and irrelevant components $y \in \mathcal{Y}$. The objective is to predict the evolution of $x \in \mathcal{X}$ and its statistics, given only the x -component of the dynamics,

$$dx = a(x, y) dt + b(x, y) dW_t, \quad (1)$$

and a historical data set $\{x_i := x(t_i), y_i = y(t_i)\}_{i=1, \dots, N}$. In (1), a and b denote the x -component of the drift and diffusion terms, respectively, and W_t denotes the standard Wiener process.

While the core of the problem is similar to those considered in the reduced-order modeling framework, the fact that we have no knowledge of the full dynamics prohibits us to derive an effective equation from the first principle. Motivated by the practical applications where the underlying dynamics are not fully understood, instead, we will use the available historical data to reconstruct the missing dynamical components. We should point out that the restriction of knowing historical measurement of the irrelevant component, $y_i \in \mathcal{Y}$, can be relaxed in some cases. When $\{x_i\}_{i=1, \dots, N}$ is the only available measurement, one can use for e.g., likelihood maximum estimate [25, 31] in the deterministic case or an adaptive Bayesian filtering [2] (when b is constant and the training data is noisy) to extract the "identifiable" components of y_i . By identifiable components, we refer to variables that depend on y that appear in a and b , as we shall see in our numerical examples. Abusing the notation, we will denote y as the identifiable components. We will clarify this notion in our numerical examples.

Our approach is to construct a nonparametric representation for conditional density $p(y_t | \mathbf{z}_t)$ from the pair of historical time series $\{x_i, y_i\}_{i=1, \dots, N}$ with time lag $\tau = t_{i+1} - t_i$, where we have defined $\mathbf{z}_t := (\mathbf{x}_{t-m:t}, \mathbf{y}_{t-n:t-1}) \in \mathcal{Z}$ with $\mathbf{x}_{t-m:t} := (x_{t-m}, x_{t-m+1}, \dots, x_t)$ and $\mathbf{y}_{t-n:t-1} := (y_{t-n}, y_{t-m+1}, \dots, y_{t-1})$ for some integer $m, n \in \{-1, 0, \dots\}$. When $m = -1$, \mathbf{z}_t has only \mathbf{y} components (similarly for $n = 0$, \mathbf{z}_i has only \mathbf{x} components). Given a discrete approximation of this transition density, the proposed reduced-order model (or closure/parameterization) is given by,

$$\hat{x}_{t+1} = \hat{x}_t + \int_{t\tau}^{(t+1)\tau} \int_{\mathcal{Y}} a(\hat{x}(s), y) p(y | \hat{\mathbf{z}}_t) dy ds + \int_{t\tau}^{(t+1)\tau} \left(\int_{\mathcal{Y}} (b(\hat{x}(s), y) b(\hat{x}(s), y)^\top) p(y | \hat{\mathbf{z}}_t) dy \right)^{1/2} dW_s, \quad (2)$$

where $\hat{\mathbf{z}}_t := (\hat{\mathbf{x}}_{t-m:t}, \mathbf{y}_{t-n:t-1})$. Notice that if the x -component is slow and the missing y -component is fast with scale gap denoted by a small parameter ϵ , the construction is essentially the effective dynamics deduced by the averaging theory [20, 26, 43] when $p(y | \mathbf{z}_t)$ is replaced by the invariant density of the fast dynamics $\rho_\infty(y; \hat{x}_t)$ for a fixed \hat{x}_t , if such density exists. In this specific situation (fast-slow system), by setting $\hat{\mathbf{z}}_t = \hat{x}_t$, that is $m = 0, n = 0$, our approach effectively closes the dynamics by averaging over $p(y | \hat{x}_t) = p_{eq}(\hat{x}_t, y) / \int p_{eq}(\hat{x}_t, y) dy$, where p_{eq} denotes the invariant density of the full dynamics. We will show that averaging over $p(y | \hat{x}_t)$ is consistent with averaging over $\rho_\infty(y; \hat{x}_t)$ up to order ϵ . In general case where there are no separation of scales, the choice of m, n will be problem dependent. When m and/or n are strictly positive, we refer to the conditional density $p(y_t | \mathbf{z}_t)$ as a *non-Markovian transition density*. In this situation, the predictive skill of certain statistics will depend on specific choices of \mathbf{z}_t . For example, in linear and Gaussian case without scale gap, we will show the existence of a non-Markovian transition density which allows (2) to accurately estimate one-point and two-point statistics of the x -components of the full dynamics, regardless of the time scale gaps.

The main idea in this paper is to consider a nonparametric representation for $p(y_t | \mathbf{z}_t)$ using the theory of kernel embedding of conditional distribution, which was introduced in the machine learning community [45, 46]. In a nutshell, the kernel embedding of conditional distribution represents the density with functions of the reproducing kernel Hilbert space (RKHS), \mathcal{H} . When \mathcal{H} is equipped with an orthonormal basis $\{\phi_k\}$ of appropriate L^2 -space, any $p(y_t | \cdot) \in \mathcal{H}$ can be represented as $p(y_t | \mathbf{z}_t) = \sum_k c_k(y_t) \phi_k(\mathbf{z}_t)$, where the

coefficients in c_k will be pre-computed using the historical data points. In this paper, we will consider parametric orthonormal basis functions such as the Hermite polynomials for low-dimensional \mathcal{Z} as well as the proper orthogonal decomposition (POD) modes for high-dimensional \mathcal{Z} . In the latter case, we shall see that the resulting integral terms in (2) is a parametric model that is well-known, namely the linear non-autonomous autoregressive models. In general, the form of the parametric closure model depends on the ansatz of ϕ_k as a function of \mathbf{z} . We should point out that one can also leave it entirely nonparametric by using the data-driven basis functions constructed by the diffusion maps algorithm as in [3, 17]. While this is ideal, the construction of such basis functions requires an elaborate computational effort and is limited to problems with intrinsically low-dimensional \mathcal{Y} . In addition to constructing the basis, the main computational cost arises when we need to evaluate the estimated basis functions on new points \hat{z}_t for future-time prediction. Given these constraints, we will not explore the data-driven nonparametric basis in this paper.

The remaining of the paper is organized as follows. In Section 2, we briefly review the theory of kernel embedding of conditional distribution for estimating $p(y_t|\mathbf{z}_t)$ using an orthogonal basis representation and discuss the proposed closure models in detail. In Section 3, we provide an intuition for choosing the density $p(y_t|\mathbf{z}_t)$ by discussing missing dynamics in a linear and Gaussian dynamics with and without temporal scale gaps. In Section 4, we numerically demonstrate the proposed approaches on two nonlinear high-dimensional test problems, where in the first example \mathcal{Z} is low-dimensional and in the second example, \mathcal{Z} is very high-dimensional. In Section 5, we conclude the paper with a brief summary and discussion. We include an Appendix that shows the consistency of the proposed approach in estimating autocovariance functions in linear and Gaussian case without scale gap.

2 A nonparametric formulation of modeling missing dynamics

In this section, we first review the kernel embedding of conditional formulation introduced in [45, 46], formulated using orthonormal basis of appropriate square-integrable function spaces as in [3, 17]. Subsequently, we present the proposed nonparametric modeling approach for missing dynamics.

2.1 Kernel embedding of conditional distribution

Let \mathcal{Y} be a compact set and define $K : \mathcal{Y} \times \mathcal{Y} \rightarrow \mathbb{R}$ to be a kernel. The eigenfunctions $\{\Psi_k := \psi_k q\}$ corresponding to eigenvalue $\{\lambda_k\}$ of the following integral operator,

$$\mathcal{K}f(y) = \int_{\mathcal{Y}} K(y, y') f(y') q^{-1}(y') dy', \quad f \in L^2(\mathcal{Y}, q^{-1}), \quad (3)$$

form an orthonormal basis of $L^2(\mathcal{Y}, q^{-1})$ and the kernel can be written as,

$$K(y, y') = \sum_{k=1}^{\infty} \lambda_k \Psi_k(y) \Psi_k(y').$$

Let \mathcal{H} be a reproducing kernel Hilbert spaces (RKHS) induced by such kernel, that is, subspace of $L^2(\mathcal{Y}, q^{-1})$ with the reproducing property corresponding to inner product defined as $\langle f, g \rangle_{\mathcal{H}} = \sum_{k=1}^{\infty} \frac{f_k g_k}{\lambda_k}$, where $f_k = \langle f, \Psi_k \rangle_{L^2}$ and $g_k = \langle g, \Psi_k \rangle_{L^2}$. Then for any $f \in \mathcal{H}$ and $y \in \mathcal{Y}$, we can represent

$$f(y) = \langle f, K(y, \cdot) \rangle_{\mathcal{H}} = \sum_{k=1}^{\infty} \frac{f_k \lambda_k \Psi_k(y)}{\lambda_k} = \sum_{k=1}^{\infty} f_k \Psi_k(y),$$

with basis of $L^2(\mathcal{Y}, q^{-1})$. Analogously, we define $\hat{\mathcal{H}}$ be a RKHS for functions of $\mathbf{z} \in \mathcal{Z}$, which can be represented by orthonormal basis $\Phi_l(\mathbf{z}) := \varphi_l(\mathbf{z}) \hat{q}(\mathbf{z}) \in L^2(\mathcal{Z}, \hat{q}^{-1})$.

Let Y and Z be random variables on \mathcal{Y} and \mathcal{Z} , respectively, with conditional distribution $P(Y|Z)$. The theory of kernel embedding of conditional distribution [45, 46], implemented using the L^2 -bases above [3, 17] can be described as follows. The conditional density function $p(\cdot|\mathbf{z}) \in \mathcal{H}$, where $\mathbf{z} \in \mathcal{Z}$, can be represented as,

$$p(Y|Z = \mathbf{z}) = \sum_{k,l=1}^{\infty} \psi_k(Y) q(Y) [\mathbf{C}_{YZ} \mathbf{C}_{ZZ}^{-1}]_{kl} \varphi_l(\mathbf{z}), \quad (4)$$

where the components of the expansion are given as,

$$[\mathbf{C}_{YZ}]_{ks} = \mathbb{E}_{YZ} [\psi_k \varphi_s], \quad [\mathbf{C}_{ZZ}]_{sl} = \mathbb{E}_{ZZ} [\varphi_s \varphi_l],$$

and the expectations \mathbb{E} are taken with respect to the sampling densities of the training dataset. Notice that this representation can be understood as a linear regression in infinite-dimensional spaces with respect to basis functions $\psi_k q$ and φ_l . The representation in (4) is nonparametric in the sense that we do not assume any particular distribution for the density.

Given pairs of data $\{y_i, \mathbf{z}_i\}_{i=1, \dots, N}$, where $\mathbf{z}_i := (\mathbf{x}_{i-m:i}, \mathbf{y}_{i-n:i-1}) \in \mathcal{Z}$, we can estimate these coefficients via Monte-Carlo averages:

$$[\mathbf{C}_{YZ}]_{ks} \approx \frac{1}{N} \sum_{i=1}^N \psi_k(y_i) \varphi_s(\mathbf{z}_i), \quad (5)$$

$$[\mathbf{C}_{ZZ}]_{sl} \approx \frac{1}{N} \sum_{i=1}^N \varphi_s(\mathbf{z}_i) \varphi_l(\mathbf{z}_i). \quad (6)$$

We should point out that if the weight \hat{q} in $L^2(\mathcal{Z}, \hat{q})$ is the sampling density of the data in \mathcal{Z} , since $\{\varphi_s\}$ is orthonormal under the corresponding inner product, then \mathbf{C}_{ZZ} is an identity matrix. While representation on this Hilbert space is desirable, finding the corresponding orthonormal basis for high-dimensional \mathcal{Z} is computationally challenging. In addition to constructing the basis, the main computational cost arises when we need to evaluate the estimated basis functions on new points $\hat{\mathbf{z}}_t$ for future-time prediction as shown in the next section. To avoid these expensive computations, we will adopt simpler basis functions, namely the Hermite polynomial basis for low-dimensional \mathcal{Z} and the proper orthogonal decomposition (POD) basis for high-dimensional \mathcal{Z} .

2.2 Modeling the missing dynamics

Given the pre-computed conditional density in (4), the closure modeling approach proposed in (2) requires estimating the following statistical quantities,

$$\begin{aligned} \mathbb{E}[a|\hat{\mathbf{z}}_t] &= \int_{\mathcal{Y}} a(\hat{x}, y) p(y|Z = \hat{\mathbf{z}}_t) dy, \\ \mathbb{E}[bb^\top|\hat{\mathbf{z}}_t] &= \int_{\mathcal{Y}} b(\hat{x}, y) b(\hat{x}, y)^\top p(y|Z = \hat{\mathbf{z}}_t) dy. \end{aligned} \quad (7)$$

In the discussion below, we will just focus on the expectation of a (the calculation for the expectation of bb^\top will be similar). In our formulation, we set the weight q in the Hilbert space $L^2(\mathcal{Y}, q^{-1})$ to the sampling density of the data in \mathcal{Y} . In particular, substituting (4) into (7), we obtain,

$$\mathbb{E}[a|\hat{\mathbf{z}}_t] = \sum_{k,l=1}^{\infty} \int_{\mathcal{Y}} a(\hat{x}, y) \psi_k(y) q(y) dy [\mathbf{C}_{YZ} \mathbf{C}_{ZZ}^{-1}]_{kl} \varphi_l(\hat{\mathbf{z}}_t) = \sum_{l=1}^{\infty} A_l(\hat{x}) \varphi_l(\hat{\mathbf{z}}_t), \quad (8)$$

where

$$\begin{aligned}
A_l(\hat{x}) &:= \sum_{k=1}^{\infty} \int_{\mathcal{Y}} a(\hat{x}, y) \psi_k(y) q(y) dy [\mathbf{C}_{YZ} \mathbf{C}_{ZZ}^{-1}]_{kl}, \\
&\approx \frac{1}{N} \sum_{i=1}^N a(\hat{x}, y_i) \sum_{k=1}^{\infty} \psi_k(y_i) [\mathbf{C}_{YZ} \mathbf{C}_{ZZ}^{-1}]_{kl} \\
&= \frac{1}{N} \sum_{i=1}^N a(\hat{x}, y_i) \sum_{k=1}^{\infty} \psi_k(y_i) \sum_s [\mathbf{C}_{YZ}]_{ks} [\mathbf{C}_{ZZ}^{-1}]_{sl} \\
&\approx \frac{1}{N^2} \sum_{i,j=1}^N a(\hat{x}, y_i) \sum_{k=1}^{\infty} \psi_k(y_i) \sum_{s=1}^{\infty} \psi_k(y_j) \varphi_s(\mathbf{z}_j) [\mathbf{C}_{ZZ}^{-1}]_{sl} \\
&\approx \frac{1}{N} \sum_{i=1}^N a(\hat{x}, y_i) \sum_{s=1}^{\infty} \varphi_s(\mathbf{z}_i) [\mathbf{C}_{ZZ}^{-1}]_{sl}. \tag{9}
\end{aligned}$$

can be pre-computed. In this derivation, the second line is due to Monte-Carlo average using data $y_i \sim q$, the fourth line is using (5), and the last line is due to the truncation in the summation of the index k up to order N , and using the fact that,

$$\frac{1}{N} \sum_{k=1}^N \psi_k(y_i) \psi_k(y_j) = \delta_{ij},$$

whenever ψ_k is orthonormal in $L^2(\mathcal{Y}, q)$, where the weight q is exactly the sampling density of $\{y_i\}$. Since the resulting coefficients in (9) are independent to $\psi_k(y)$, in practice, we only need to choose the basis $\varphi_l(\mathbf{z})$.

Notice that the resulting averaged quantity in (8) arises from the proposed nonparametric formulation in (4) is a parametric model, where the parametric ansatz is determined by how φ_l depends on \mathbf{z} . For example, when \mathcal{Z} is low-dimensional, we will consider Hermite polynomial basis functions for $\{\varphi_l(\mathbf{z})\}_{l=1,\dots,L}$ in a numerical example in Section 4.1. In this case, the resulting parametric model is a polynomial of degree L and the coefficients in $A_l(\hat{x})$ are directly estimated via the kernel embedding formula.

We should point out that when we use Hermite polynomial basis, we set the weight \hat{q} to be Gaussian with empirical mean and covariance determined empirically from the training data $\{\mathbf{z}_i\}_{i=1,\dots,N}$. In our numerics, we also employ a regularization $(\mathbf{C}_{ZZ} + \lambda \mathbf{I})^{-1}$ replacing \mathbf{C}_{ZZ}^{-1} in (9), with small parameter λ to compensate for the conditional density that is not in $\hat{\mathcal{H}}$ (as suggested in [45, 46]). Basically, this regularization is the penalty of not building the appropriate RKHSs that respect the sampling distribution and geometry of the data.

For high-dimensional \mathcal{Z} , we will consider using the proper orthogonal decomposition (POD) as a basis for $\varphi_l(\mathbf{z})$. Conceptually, this choice of basis corresponds to using an empirical covariance as the kernel in (3) (see e.g., Chapter 5 of [14] for more detail discussion). Computationally, define a matrix $\mathbf{Z} \in \mathbb{R}^{N \times n_z}$, where the i th row consists the training data $\mathbf{z}_i - \bar{\mathbf{z}} \in \mathbb{R}^{n_z}$ and $\bar{\mathbf{z}} = \frac{1}{N} \sum_{i=1}^N \mathbf{z}_i$, such that its row sum is zero. In this case, the basis functions φ_j will be defined as the j th column of the orthonormal matrix \mathbf{U} ,

$$\mathbf{U} = \mathbf{Z} \mathbf{V} \mathbf{\Sigma}^{-1}, \tag{10}$$

where $\mathbf{Z} = \mathbf{U} \mathbf{\Sigma} \mathbf{V}^{\top}$ is the singular value decomposition (SVD). These basis functions are called the Proper Orthogonal Decomposition (POD) modes or a discrete version of the Karhunen-Loève basis expansion (see e.g., Chapter 5 of [14]).

From the orthonormality of \mathbf{U} , we have $\mathbf{C}_{ZZ} = \mathbf{I}/N$ such that Eq. (8) can be further simplified,

$$\mathbb{E}(a|\hat{\mathbf{z}}_t) = \sum_{i=1}^N \sum_{s=1}^L a(\hat{x}, y_i) \varphi_s(\mathbf{z}_i) \varphi_s(\hat{\mathbf{z}}_t), \tag{11}$$

where we used L basis functions. Suppose that $a(\hat{x}, y) = y$, then Eq. (11) can be equivalently rewritten in a matrix form as,

$$\mathbb{E}(Y|\hat{\mathbf{z}}_t) = \mathbf{Y}^{\top} \mathbf{U} \mathbf{U}_{\text{new}}^{\top}, \tag{12}$$

where the $N \times n_y$ matrix $\mathbf{Y} = [y_1, \dots, y_N]^\top$, $\{y_i\}_{i=1}^N$ is the training data with n_y being the dimension of y_i , and the $1 \times L$ matrix $\mathbf{U}_{\text{new}} := (\hat{\mathbf{z}}_t - \bar{\mathbf{z}})\mathbf{V}\Sigma^{-1}$ is the basis $[\varphi_1(\mathbf{z}), \dots, \varphi_L(\mathbf{z})]$ evaluated at a new point $\hat{\mathbf{z}}_t$. Substituting Eq. (10) into the conditional expectation (12), we obtain

$$\mathbb{E}(Y|\hat{\mathbf{z}}_t) = \mathbf{Y}^\top \mathbf{Z} \mathbf{V} \Sigma^{-1} \Sigma^{-1\top} \mathbf{V}^\top (\hat{\mathbf{z}}_t - \bar{\mathbf{z}})^\top = (\mathbf{Y}^\top \mathbf{Z}) \left(\mathbf{Z}^\top \mathbf{Z} \right)^{-1} (\hat{\mathbf{z}}_t - \bar{\mathbf{z}})^\top. \quad (13)$$

The formula in (13) is exactly a linear regression between observations $\{y_i\}_{i=1}^N$ and $\{\mathbf{z}_i\}_{i=1}^N$. This means that the nonparametric RKHS representation reduces to the parametric linear regression when POD basis are used to represent functions defined on the \mathcal{Z} space. In the case where $\mathbf{z}_i := (\mathbf{x}_{i-m:i}, \mathbf{y}_{i-n:i-1}) \in \mathcal{Z}$, $n_z = m + n + 1$, the resulting closure model in (13) is nothing but a linear autoregressive model for variable y with a linear non-autonomous variable y .

While the POD representation is convenient for high dimensional problems, we should point out these basis functions may not be adequate for systems with nonlinear and/or non-Gaussian nature. In fact, we will show in Section 4.2 that the POD basis representation is not sufficient to recover the missing terms in a nonlinear system even when the invariant density is close to Gaussian. In this case, we will find that an additional noise term can be used to compensate for the residual space (orthogonal to POD).

3 A linear and Gaussian example

In this section, we provide an intuitive argument for the choice of conditional density function $p(y_t|\mathbf{z}_t)$ in compensating the missing dynamical terms as proposed in (2). Specifically, we will build our intuition for choosing variables \mathbf{z}_t by studying the missing dynamics in an analytically tractable Gaussian linear problem with and without temporal scale gaps. That is, we consider a linear multi-scale dynamical model,

$$dx = (a_{11}x + a_{12}y) dt + \sigma_x dW_x, \quad (14)$$

$$dy = \frac{1}{\epsilon} (a_{21}x + a_{22}y) dt + \frac{\sigma_y}{\sqrt{\epsilon}} dW_y, \quad (15)$$

for a slow variable $x \in \mathbb{R}$ and a fast variable $y \in \mathbb{R}$ [10]. Here, W_x and W_y are independent Wiener processes. The parameters $\sigma_x, \sigma_y \neq 0$ and the eigenvalues of the matrix

$$A_\epsilon = \begin{pmatrix} a_{11} & a_{12} \\ \frac{1}{\epsilon} a_{21} & \frac{1}{\epsilon} a_{22} \end{pmatrix}$$

are strictly negative, to assure the existence of a unique invariant joint density $p_{eq}(x, y)$. The parameter $\epsilon > 0$ characterizes the time-scale separation between variables x and y . Moreover, we assume the coefficient

$$\tilde{a} = a_{11} - a_{12} a_{22}^{-1} a_{21} < 0, \quad a_{22} < 0, \quad (16)$$

to assure that the leading-order slow dynamics supports an invariant measure $\hat{\rho}_{eq}(x)$. In the limit of $\epsilon \rightarrow 0$, the leading-order dynamics,

$$d\hat{x}_t = a\hat{x}_t dt + \sigma_x dW_x, \quad (17)$$

with $a = \tilde{a}$ as defined in (16), is obtained by averaging the slow component of the vector field, $(a_{11}x + a_{12}y)$, with respect to the invariant density $\rho_\infty(y; \hat{x}_t)$ of the fast dynamics in (15) for a fixed $\hat{x}_t := \hat{x}(t\tau)$. For this simple example, it is clear that $\rho_\infty(y; x) = \mathcal{N}(-a_{21}a_{22}^{-1}x, -0.5\sigma_y^2 a_{22}^{-1})$. The effective equation in (17) is deduced using the averaging theory [20, 26, 43], which basic idea is to approximate the density of the full dynamics as,

$$p(x, y, t) = \hat{\rho}(x, t) \rho_\infty(y; x) + \mathcal{O}(\epsilon), \quad t \geq 0, \quad (18)$$

where $\hat{\rho}(x, t)$ denotes the evolution density corresponding to leading-order dynamics. First, we should point out that when the fast dynamics in (15) is not available, we have no information about the invariant density $\rho_\infty(y; x)$ and we also cannot generate samples of this density. In our example above, \tilde{a} is not computable since a_{21} and a_{22} are unknown.

The proposed model for the closure is motivated by the following observation. Taking $t \rightarrow \infty$ in (18), the invariant density of the full dynamics can be approximated by that of the leading-order dynamic up to order- ϵ , that is, $p_{eq}(x, y) = \hat{\rho}_{eq}(x)\rho_\infty(y; x) + \mathcal{O}(\epsilon)$. Therefore,

$$p(y|x) := \frac{p_{eq}(x, y)}{\int_{\mathcal{Y}} p_{eq}(x, y) dy} = \frac{\hat{\rho}_{eq}(x)\rho_\infty(y; x) + \mathcal{O}(\epsilon)}{\hat{\rho}_{eq}(x) + \mathcal{O}(\epsilon)} = \rho_\infty(y; x) + \mathcal{O}(\epsilon). \quad (19)$$

This equation basically suggests that we can approximate $\rho_\infty(y; x)$ with the following conditional density $p(y|x)$. For the simple linear example in (14)-(15), one can solve the Lyapunov equation of the full system for the equilibrium covariance matrix $S = (s_{ij})_{i,j=1,2}$ and deduce $p(y|x) = \mathcal{N}(s_{21}s_{11}^{-1}x, s_{22} - s_{21}s_{11}^{-1}s_{12})$. Expanding the mean and variance statistics in terms of ϵ , we obtain

$$\begin{aligned} \mathbb{E}[Y|x] &:= \int_{\mathcal{Y}} yp(y|x) dy = -a_{22}^{-1}a_{21}x + \mathcal{O}(\epsilon), \\ \mathbb{E}[Y^2|x] &:= \int_{\mathcal{Y}} y^2p(y|x) dy = -\frac{\sigma_y^2}{2a_{22}} + \mathcal{O}(\epsilon), \end{aligned}$$

which means that the order- ϵ expansion error in (19) is in the sense of the mean and variance.

Averaging the slow Eq. (14) with respect to this conditional density, $p(y|\hat{x}_t)$, we obtain a closure model of the form (17) with

$$a\hat{x}_t = \bar{a}\hat{x}_t = \int_{\mathcal{Y}} (a_{11}\hat{x}_t + a_{12}y)p(y|\hat{x}_t) dy = (a_{11} + a_{12}s_{21}s_{11}^{-1})\hat{x}_t = \bar{a}\hat{x}_t + \mathcal{O}(\epsilon),$$

which means the proposed closure obtained by averaging over $p(y_t|x_t)$ is consistent (up to order- ϵ error) with the reduced model obtained from the classical averaging theory. In general, such an analytical expression will not be available and we will approximate the conditional density, $p(y|x)$, by applying the kernel embedding of conditional density theory discussed in the previous section on the training data set $\{x_i, y_i\}_{i=1}^N$. In this case, it is clear that $\mathbf{z}_t = \mathbf{x}_t$ is the natural choice. In the remainder of this paper, we will refer to this closure model as the ‘‘RKHS $p(y_t|x_t)$ ’’.

When there is no scale gap, i.e., $\epsilon = \mathcal{O}(1)$ is large, the approximation via the averaging theory is not valid and therefore averaging over $p(y_t|x_t)$ will not work. In this case, let us consider $\mathbf{z}_t = \mathbf{x}_{t-m:t}$ such that the closure model is an average over a non-Markovian conditional density function $p(y_t|\mathbf{x}_{t-m:t})$. That is,

$$d\hat{x}_t = (a_{11}\hat{x}_t + a_{12}\mathbb{E}[Y|\hat{\mathbf{x}}_{t-m:t}]) dt + \sigma_x dW_x(t), \quad (20)$$

where the conditional average is evaluated at new data point $\hat{\mathbf{x}}_{t-m:t} := (\hat{x}((t-m)\tau), \hat{x}((t-m+1)\tau), \dots, \hat{x}(t\tau))$ for time lag interval $\tau > 0$, resulted from integration of this model. Since the random variables Y of y_t and X of $\mathbf{x}_{t-m:t}$ are both Gaussian with mean zero and covariance,

$$\text{Cov} \left(\begin{bmatrix} Y \\ X \end{bmatrix}, \begin{bmatrix} Y \\ X \end{bmatrix} \right) := \begin{bmatrix} \Sigma_{11} & \Sigma_{12} \\ \Sigma_{21} & \Sigma_{22} \end{bmatrix}, \quad (21)$$

we can deduce that

$$\mathbb{E}[Y|\hat{\mathbf{x}}_{t-m:t}] = \Sigma_{12}\Sigma_{22}^{-1}\hat{\mathbf{x}}_{t-m:t}. \quad (22)$$

When the covariance components Σ_{12} and Σ_{22} are empirically estimated from the training data, notice that (22) is identical to the conditional expectation with respect to the kernel embedding conditional density formulated using the POD basis in (13). More importantly, one can analytically show that the autocovariance function (ACV) of the proposed non-Markovian model in (20) with $m \rightarrow \infty$ agrees with the ACV of the x -component of the full model (see Appendix A for the detailed proof of this statement). The consistency of the ACV prediction as well as the closure in (22) with the RKHS formulation in (13) justifies the choice of $\mathbf{z}_t = \mathbf{x}_{t-m:t}$ when ϵ is large. In the numerics below, we will verify the robustness of the non-Markovian closure model resulted from this choice of \mathbf{z}_t in terms of the short-time prediction skill and ACVs for any $\epsilon > 0$.

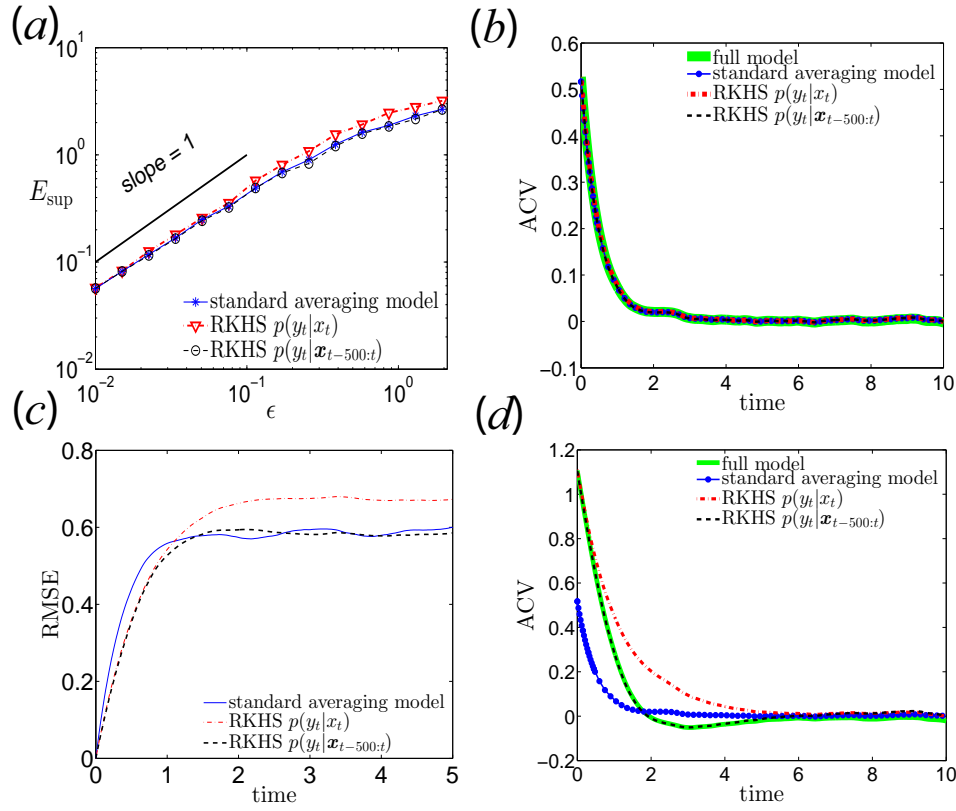


Figure 1: (Color online) (a) Supremum errors E_{sup} as functions of parameters ϵ , where $E_{\text{sup}} \equiv \mathbb{E} \left(\sup_{0 \leq t \leq 40} |e(t)|^2 \right)$ with $e(t) = x(t) - \hat{x}(t)$. Here, $x(t)$ are solutions of the full model (14)-(15) and $\hat{x}(t)$ are solutions of the closure models. Trajectories are averaged over 100 realizations. The parameters are $a_{11} = a_{21} = a_{22} = -1$, $a_{12} = 1$, and $\sigma_x = \sigma_y = \sqrt{2}$. When ϵ is small, the solutions of all the closure models are pathwise convergent nearly on the order of ϵ . (c) Comparison of RMSEs averaged over 1000 realizations for large $\epsilon = 1.30$ regime. Comparison of ACVs for (b) the small $\epsilon = 0.01$ regime and (d) the large $\epsilon = 1.30$ regime.

In Figure 1, we compare the proposed closure model in (22), which we will refer to as “RKHS $p(y_t|\mathbf{x}_{t-m:t})$ ”, with the standard averaging model in (17) with $a = \tilde{a}$ and the RKHS $p(y_t|x_t)$. In this numerical simulation, we build the closure models using simulated data at discrete time step $\tau = 0.01$. When ϵ is small, one can observe the pathwise convergence of solutions of the full model (14)-(15) to those of the closure models [Fig. 1(a)]. For small $\epsilon = 0.01$, the ACVs of all the closure models are in good agreement with the ACV of the full model [Fig. 1(b)]. These results agree with the invariant manifold theory the small ϵ regime [44]. However, when ϵ is large, the predictions and ACVs become quite different among the three closure models [Figs. 1(c) and (d)]. In term of short-time predictions, the closure model (20) with $m = 500$ memory terms provides a slightly better RMSE than the other two closure models [Fig. 1(c)]. In term of long-time statistics, only the closure model (20) with long memory terms produces an accurate approximation of the ACV, whereas the other two closure models do not [Fig. 1(d)]. This ACV consistency can be verified explicitly as we mentioned before (see Appendix A).

The analysis over this simple example shows that the proposed modeling framework using the kernel embedding of conditional density formulation provides accurate short-time predictions and consistent long-term statistical recoveries in the limit of the memory length $m \rightarrow \infty$. This consistency is robust whether the underlying full system has or does not have any temporal scale gap. Using this result as a guideline, a natural extension for compensating missing components in nonlinear systems is to consider $\mathbf{z}_t := (\mathbf{x}_{t-m:t}, \mathbf{y}_{t-n:t-1})$, that allows for the missing dynamical components to also depend on the history of y in addition to that of x . In practice, the key parameters which will be determined case-by-case are the memory length, m and n , as we shall see in the nonlinear examples in the next section.

4 Nonlinear examples

In this section, we study the short-time predictions and long-time statistical properties of two nonlinear examples: the Lorenz-96 (L96) model [29] with a short memory effect and the truncated Burgers-Hopf (TBH) model [37, 33, 36, 39] with a long memory effect.

4.1 Two-layer Lorenz-96 model

Consider the two-layer Lorenz-96 (L96) model [29],

$$\begin{aligned}\dot{X}^k &= X^{k-1} (X^{k+1} - X^{k-2}) - X^k + F + B^k, \\ \dot{Y}^{j,k} &= \frac{1}{\epsilon} [Y^{j+1,k} (Y^{j-1,k} - Y^{j+2,k}) - Y^{j,k} + h_y X^k],\end{aligned}\tag{23}$$

for $k = 1, \dots, K$, and $j = 1, \dots, J$, where each relevant variable X^k is coupled to J irrelevant variables $Y^{j,k}$, and

$$B^k = \frac{h_x}{J} \sum_{j=1}^J Y^{j,k}.\tag{24}$$

The indices of the variables X^k and $Y^{j,k}$ are cyclic, $X^k = X^{k+K}$, $Y^{j,k} = Y^{j,k+K}$, $Y^{j+J,k} = Y^{j,k+1}$. The parameters are taken to be $K = 18$, $J = 20$, $F = 10$, $h_x = -1$, and $h_y = 1$ [6]. The parameter ϵ characterizes the time scale separation between variables X^k and $Y^{j,k}$. In this example, we will show results of a small $\epsilon = 1/128$ regime and a large $\epsilon = 0.5$ (the large $\epsilon = 0.5$ regime was studied in [6, 7, 27, 32]). We integrate the full L96 model using a 4th-order Runge-Kutta method for 10^3 time units with a time step $\delta t = 0.001$. We observe the trajectories of the variables (X^k, B^k) every 10 time steps, that is, the observation time step is $\tau = 0.01$ and the dataset contains $N = 10^5$ observation points.

In the following numerical simulations, we compare the proposed closure RKHS model with the deterministic parametric formulation suggested by Wilk’s method [48]. In particular, the Wilk’s deterministic parameterization scheme is a closure model obtained by fitting the data $\{(X_i^k, B_i^k)\}_{i=1}^N$ with the following polynomial,

$$B^k = b_0 + b_1 X^k + b_2 (X^k)^2 + b_3 (X^k)^3 + b_4 (X^k)^4 + b_5 (X^k)^5.\tag{25}$$

We should point out that if we are restricted to only observing $\{X_i^k\}$, then $\{B_i^k\}$ are the identifiable components that can be extracted, for e.g., using a likelihood maximum estimate [25, 31, 48] or an adaptive

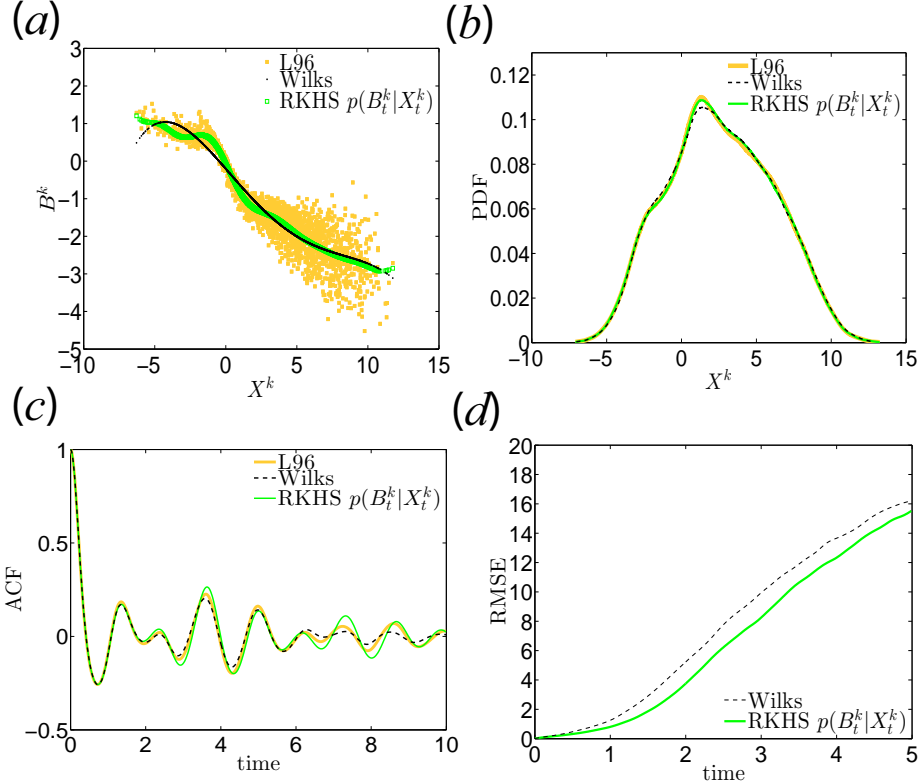


Figure 2: (Color online) Long-time statistics and short-time predictions for the small $\epsilon = 1/128$ regime of the L96 model. (a) The yellow dots are the scatter plot of B^k vs. X^k for the full L96 model. The black dots are the fifth-order polynomial fit used for the deterministic parametrization of B_k using Wilks's method [48]. The green squares are the closure model using the transition kernel $p(B_t^k|X_t^k)$. Comparison of (b) PDFs and (c) ACFs among the full L96 model and the closure models. (d) Comparison of RMSEs from ensemble averages. The number of ensembles is 1000 where each ensemble corresponds to an initial state.

Bayesian filtering [2], as we pointed out in the introduction. The key point is that we cannot extract the detail components $Y^{j,k}$ if the fast dynamical components in (23) is unknown and, in fact, we are not interested to construct the closure by averaging over conditional density that depends directly on $Y^{j,k}$. Instead, we will consider a closure model based on averaging over the following conditional density $p(B_t^k|X_t^k)$ for small ϵ , where $B_t^k := B^k(t\tau)$ and $X_t^k := X^k(t\tau)$. For the large ϵ regime, we will consider $p(B_t^k|X_t^k, B_{t-1}^k)$. While conditioning to other variables (e.g., spatial neighbors of X^k or B^k or longer temporal history) can be considered, we do not find any meaningful improvement over the results that are presented below. These densities will be constructed using the kernel embedding discussed in Section 2 for each k ; connecting to the notation in the previous section, $y_t := B_t^k$ and z_t is either X_t^k or (X_t^k, B_{t-1}^k) . Since these densities have low-dimensional conditional variables, we will represent the kernel embedding formula in (4) using the Hermite polynomials.

To validate the proposed approach, we compare the long-time statistics and short-time predictions of the X^k -components of the full model and the closure models. Particularly, we compare several standard long-time statistical quantities as in [6, 31]:

- The probability density function (PDF) for X^k .
- The autocorrelation function (ACF) for X^k , $\langle X_t^k X_0^k \rangle / \langle X_0^k X_0^k \rangle$, where $\langle \cdot \rangle$ denotes the temporal average over $N = 10^5$ data point.
- The cross-correlation function (CCF) between X^k and X^{k+1} , $\langle X_t^k X_0^{k+1} \rangle / \langle X_0^k X_0^k \rangle$.
- The mean wave amplitude $\langle |u^m| \rangle$, for $m = 0, \dots, K/2$, where u^m is the Fourier transform of X^k .

- The wave variance $\langle |u^m - \langle u^m \rangle|^2 \rangle$.

For the PDFs, ACFs, and CCFs, we plot the average over all $k = 1, \dots, K$. For small $\varepsilon = 1/128$, we only show the results for the PDFs and ACFs. For short-time predictions, we calculate the root-mean-square error (RMSE) and the anomaly correlation (ANCR), where the RMSE measures the difference between the true trajectory and the forecast trajectory whereas the ANCR measures the correlation between them [6]. The definitions of RMSE and ANCR are the same as those in Ref. [6]. We take the average using the data from 1000 different ensembles, each starting from a different initial state over five time units.

We first study the small $\varepsilon = 1/128$ regime of the L96 model. Figure 2(a) displays the scatter plot of B_t^k vs. X_t^k for the full L96 model, the polynomial fit (25) for the deterministic parametrization of B_k (Wilks's method), and the expectation $\mathbb{E}[B_t^k|X_t^k]$ using the RKHS representation (method referred to as the RKHS $p(B_t^k|X_t^k)$). For long-time statistics, one can see from Figs. 2(b) and 2(c) that the PDFs and ACFs for X^k can be well reproduced by both closure models. For short-time predictions, one can see from Fig. 2(d) that the RKHS $p(B_t^k|X_t^k)$ can provide a better approximation of the trajectory than the Wilks's deterministic parametrization scheme. These results can be expected due to the validity of the classical averaging theory on dynamical systems with time-scale separation (small ε regime) [44].

We now study the L96 model for the large $\varepsilon = 0.5$ regime in which there is no significant time-scale separation between the relevant variables X^k and irrelevant variables B^k . By comparing Fig. 2(a) and 3(a), one can see that the patterns of the scatter plots differ substantially between the small and large ε regimes. Specifically, the scatter plot for the large ε regime is much broader than that for the small ε regime. This indicates that when ε is small, the irrelevant (fast) variable significantly relies on the relevant (slow) variable. When ε becomes large, such dependence of irrelevant variable B^k on the relevant variable X^k reduces.

For large $\varepsilon = 0.5$, one can observe from Fig. 3(a) that the RKHS representation of $\mathbb{E}[B_t^k|X_t^k, B_{t-1}^k]$ can nearly reproduce the scatter plot of the full model, whereas the Wilks's deterministic parametrization scheme and the RKHS representation $\mathbb{E}[B_t^k|X_t^k]$ cannot. The PDFs for X^k of the full model can be reproduced by all the closure models [Fig. 3(b)]. For the other long-time statistics, ACFs, CCFs, mean wave amplitudes, and wave variances can be well reproduced only by the closure model with the transition kernel $p(B_t^k|X_t^k, B_{t-1}^k)$ [Figs. 3(c)(d)(e)(f)]. Notice also the significant improvement in terms of short-time prediction (smaller RMSE and higher ANCR) over the Wilks's method and the RKHS $p(B_t^k|X_t^k)$ as shown in Fig. 4.

To determine the reliability of the ensemble forecasts, we also calculate the rank histograms from ensemble integrations [13]. A rank histogram is obtained by repeatedly tallying the rank of the true observation relative to the sorted N_{ens} -member ensemble [13]. We use the same method as in [6]. For every initial state $X_{t_0}^k$, we do N_{ens} integrations of the closure model over the lead T time units starting from the $X_{t_0}^k$ plus a small random perturbation. The random perturbations are Gaussian distribution with mean zeros and standard deviation 0.15. We sort the $N_{\text{ens}} + 1$ values for X_t^k for each grid point k and time t from the ensemble members and the full L96 model. Figure 5 displays the rank histograms for all the closure models with $N_{\text{ens}} = 9$ at lead time $T = 2$. An ideal rank histogram is flat. One can see that the rank histogram by the RKHS $p(B_t^k|X_t^k, B_{t-1}^k)$ is close to be flat, whereas rank histograms by Wilks's deterministic parametrization scheme and the RKHS $p(B_t^k|X_t^k)$ exhibit U-shape distributions. Therefore, the closure model with $p(B_t^k|X_t^k, B_{t-1}^k)$ performs better than the other two closure models.

4.2 The truncated Burgers-Hopf (TBH) model

Consider the truncated Burgers-Hopf (TBH) model [37, 33, 36, 39], which is described by a quadratically nonlinear equation for complex Fourier modes, u^k , with $u^{-k} = (u^k)^*$ for $1 \leq |k| \leq \Lambda$,

$$\frac{du^k}{dt} = -\frac{ik}{2} \sum_{\substack{k+p+q=0 \\ 1 \leq |p|, |q| \leq \Lambda}} (u^p)^*(u^q)^*. \quad (26)$$

This model is a Galerkin truncation of the inviscid Burgers equation on Fourier modes and we should point out that the dynamics of the truncated system is totally different from the inviscid Burgers equation. Particularly, the TBH exhibits intrinsic stochastic dynamics with ergodic behavior in a large deterministic system [37, 33, 36, 39]. We are interested in estimating the TBH model's first Fourier mode given only the

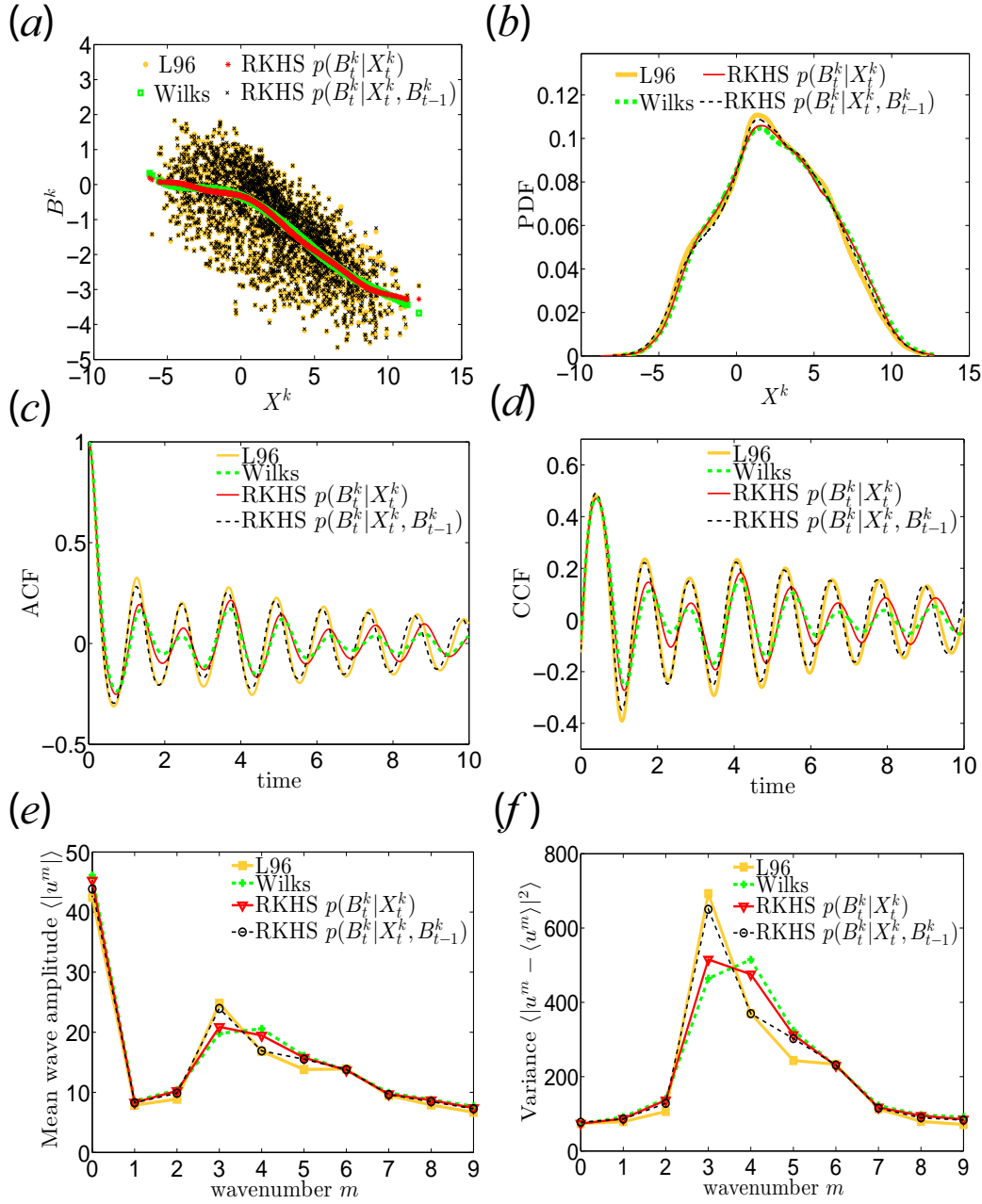


Figure 3: (Color online) Long-time statistics and short-time predictions for the large $\epsilon = 0.5$ regime of the L96 model. (a) The yellow dots are the scatter plot of B^k vs. X^k for the full L96 model. The green squares are the fifth-order polynomial fit using Wilks's method [48]. The red asterisks and black crosses correspond to the closure models using the transition kernels $p(B_t^k | X_t^k)$ and $p(B_t^k | X_t^k, B_{t-1}^k)$, respectively. Comparison of (b) PDFs, (c) ACFs, (d) CCFs, (e) mean wave amplitudes, and (f) wave variances among the full model and closure models.

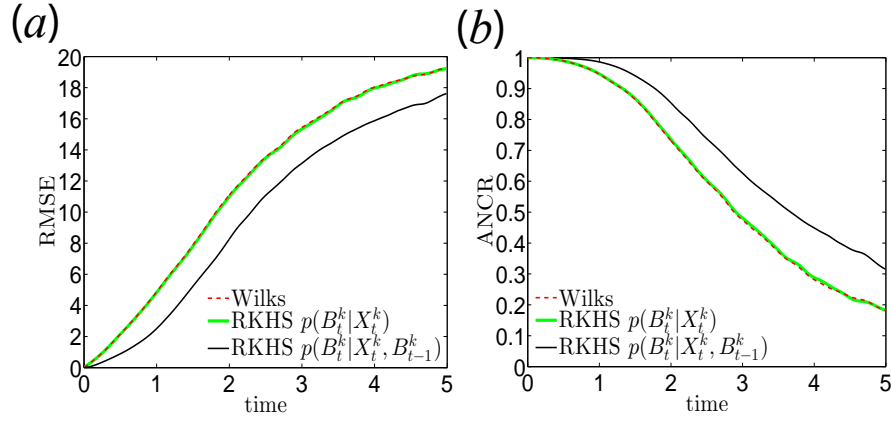


Figure 4: (Color online) Comparison of (a) RMSEs and (b) ANCRs for the large $\epsilon = 0.5$ regime. The number of ensembles is 1000 where each ensemble corresponds to an initial state.

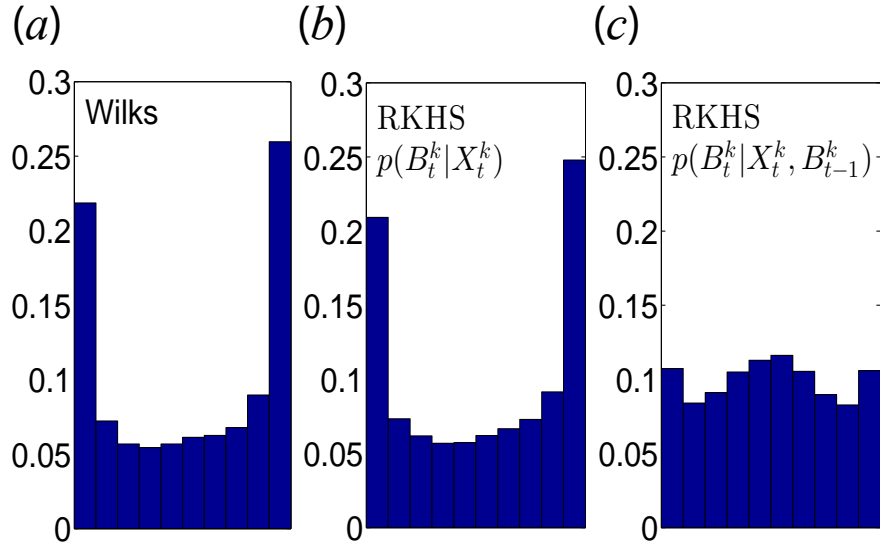


Figure 5: (Color online) Rank histograms for closure models with ensemble members $N_{\text{ens}} = 9$ at lead time $T = 2$. Ideally, the rank histogram is nearly flat. The rank histogram of the closure model using $p(B_t^k | X_t^k, B_{t-1}^k)$ is close to be flat, whereas rank histograms of Wilks's method and the closure model using $p(B_t^k | X_t^k)$ exhibit U-shape distributions.

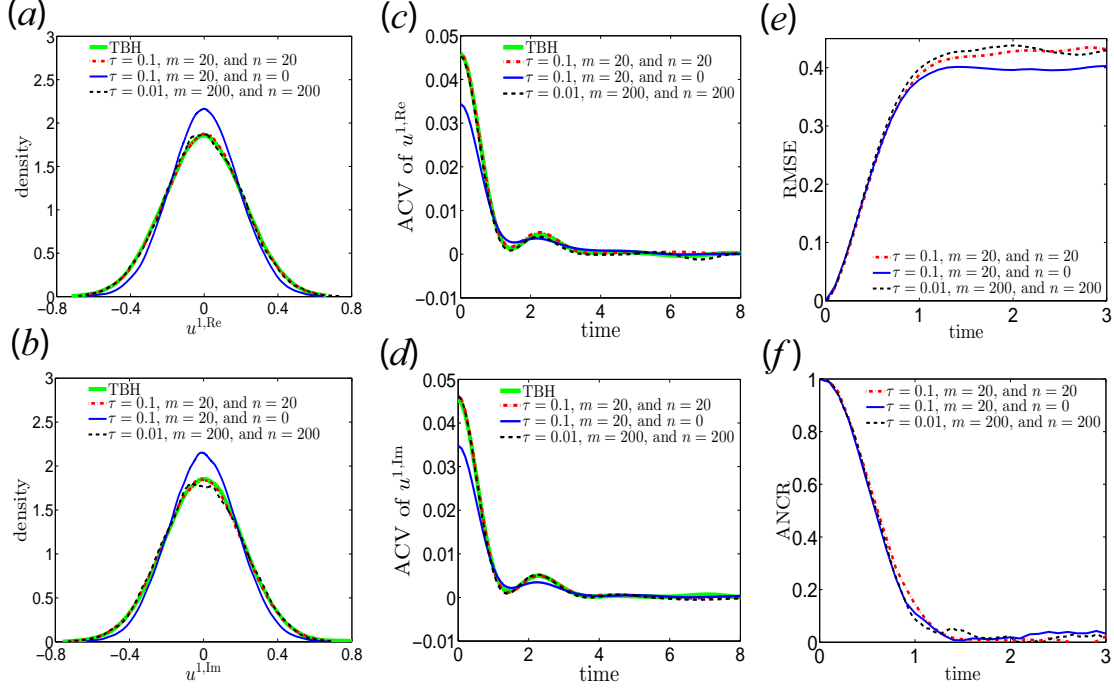


Figure 6: (Color online) Long-time statistics and short-time predictions for the TBH model. Comparison of PDFs of (a) $u^{1,\text{Re}}$ and (b) $u^{1,\text{Im}}$. Comparison of ACVs of (c) $u^{1,\text{Re}}$ and (d) $u^{1,\text{Im}}$. Comparison of (e) RMSEs and (f) ANCRs. The closure models use the transition kernels $p(y|\mathbf{x}_{t-m:t-1}, \mathbf{y}_{t-n:t-1})$ with different observation time step τ and number of memory terms m and n [see text].

dynamical component of this mode,

$$\frac{du^1}{dt} = -i(u^1)^*u^2 + F, \quad (27)$$

where u_2 denotes the second Fourier mode and F represents the forcing component obtained by subtracting $-i(u^1)^*u^2$ from the right hand side of Eq. (26), that is,

$$F = -\frac{i}{2} \sum_{\substack{1+p+q=0 \\ 2 \leq |p|, |q| \leq \Lambda}} (u^p)^*(u^q)^*. \quad (28)$$

While u^2 and F may be identifiable from observing u^1 alone, in our experiment below, we assume that we are given the data set of $\{u_i^1, u_i^2, F_i\}_{i=1}^N$. We should point out that this model has an equipartition energy, that is, all of the Fourier modes in TBH have the same variances, and the first Fourier mode (which is of our interest) possesses the longest autocorrelation time and the largest statistical memory [38], which makes this example a tough test problem.

To compensate for the missing dynamics in (27), we substitute the irrelevant variables u^2 and F with their conditional expectations. The transition kernel is $p(y|\mathbf{x}_{t-m:t-1}, \mathbf{y}_{t-n:t-1})$, where the irrelevant variable y is one of $\{u^{2,\text{Re}}, u^{2,\text{Im}}, F^{\text{Re}}, F^{\text{Im}}\}$, and the relevant variable \mathbf{x} is one of $\{u^{1,\text{Re}}, u^{1,\text{Im}}\}$ such that \mathbf{y} and \mathbf{x} are both real parts or both imaginary parts. In particular, we construct $p(u_t^{2,\text{Re}}|u_{t-m:t-1}^{1,\text{Re}}, u_{t-n:t-1}^{2,\text{Re}})$, $p(u_t^{2,\text{Im}}|u_{t-m:t-1}^{1,\text{Im}}, u_{t-n:t-1}^{2,\text{Im}})$, etc. For the force F , an additional Gaussian noise term is added to compensate for the residual space. Since the conditional states are high-dimensional (when m, n are large), the conditional expectations over these transition densities are constructed using the RKHS formulation using a POD basis as in (13).

To conduct this numerical experiment, the training dataset is generated from the full TBH model (26), where F is calculated by Eq. (28). We integrate the full TBH model for 10^4 time units with time step

$\Delta t = 10^{-3}$. We store the data every 0.01 time unit and thereafter the dataset contains 10^6 points for all u^k . We compare the results generated by the full TBH model (26) and the closure models, resulted by averaging the partial dynamics in (27) over the pre-trained non-Markovian transition densities. In this example, we consider the full TBH model (26) in a high-energy regime with $\beta = 10$ and $\Lambda = 50$ as in [39]. Here, Λ is number of modes as in Eq. (26) and $\beta = \Lambda/\bar{E}$ with \bar{E} being the mean energy per mode.

We compare three closure models (27) with different memory terms m and n and different temporal steps $\tau = 0.01$ or 0.1 . Figure 6 displays long-time statistics and short-time predictions for these closure models. One can see from Figs. 6(a)(b)(c)(d) that long-time statistics can be well reproduced by the closure model (27) when both relevant and irrelevant variables have long memory terms, that is, both m and n are large enough. In terms of short-time prediction, all the closure models exhibit comparable results for RMSEs and ANCRs where the errors saturate at about the time when the autocovariance function diminishes [Figs. 6(e) and 6(f)]. Therefore, for this difficult test problem involving observations of the first Fourier mode of the TBH model, the proposed closure model can replicate the long-time statistics accurately and reasonable short-time prediction skill when there are long enough memory terms.

5 Summary and discussion

In this paper, we considered a data-driven nonparametric model for capturing the missing dynamics in the context of systems of ergodic SDE's and ODE's. The closure model is formulated as an averaging over a non-Markovian transition density function, $p(y_t|\mathbf{x}_{t-m:t}, \mathbf{y}_{t-n:t-1})$, that is approximated using the kernel embedding of conditional distribution formulation. In particular, we considered a representation of the conditional density on RKHS induced by an orthonormal basis of appropriate weighted Hilbert space. A thorough investigation of the modeling framework on a linear and Gaussian problem shows the consistency with the classical averaging principle for fast-slow system and justifies the use of long non-Markovian memory terms to obtain accurate two-point statistical prediction in the case of no temporal scale separation. Numerical simulations on nonlinear problems demonstrate the robustness of the framework to provide accurate short-term prediction as well as to recover two-point statistics even when the missing terms are high-dimensional and have no separation of scales.

Modeling of missing dynamics with parametric model (or closure) has a long history as we noted in the introduction. Practically, such modeling paradigm requires modeler to choose the parametric model (ansatz) and fit the proposed model to the data to estimate the parameters in the ansatz. The choice of the parametric model is typically problem specific. When the underlying full system is known, then one can deduce the model from the first principle. For example, one can apply the Mori-Zwanzig formalism to deduce such parametric model (see e.g., [4, 5, 15, 23]) and then use various mathematical tools to estimate the memory integral terms as well as the parameters in the reduced model, which remains challenging if the resulting closure model is nonlinear and contains high-dimensional parameters. For example, when a rational approximation is used as a model for the memory kernel [28], while the parameters can be identified from derivatives of the kernel, it requires the availability of highly accurate time series (in the sense of accurate several order of derivatives) which is rare in practice.

In this paper, the proposed nonparametric formulation discovered some of the well-known parametric models, including the non-autonomous autoregressive linear models. An important feature of the proposed nonparametric framework in this paper is that it translates the problem of choosing parametric model into choosing the memory length m, n and constructing orthonormal basis of a weighted Hilbert space of functions that take values on $z \in \mathcal{Z}$. For the memory length, our experience suggests that we can use the decaying time scale of processes x and y as a guideline. While the natural candidate of model is a representation on a Hilbert space spanned by the orthonormal basis of functions that respect the geometry and sampling density of the data as in [17], construction of such basis is computationally challenging especially if \mathcal{Z} is high-dimensional. In addition to constructing the basis, the main computational cost arises when we need to evaluate the estimated basis functions on new points for future-time prediction. For very low-dimensional \mathcal{Z} , our numerical results suggest that we can avoid all of this practical issue with classical polynomial basis functions. In this case, the form of parametric model is polynomial functions. For very high-dimensional \mathcal{Z} , we showed the effectiveness of using the POD basis for representing linear problems. In nonlinear problems, we found that in some case, additional noise term can be used to compensate for the orthogonal components that are not represented by the POD basis. In this case, the resulting parametric model is a linear non-autonomous

autoregressive model. The second important feature is that the proposed nonparametric framework provides a linear technique for estimating the parameters in the resulting parametric models regardless whether they are linear or nonlinear. This important feature is inherited from the kernel embedding formulation that allows one to “gain” linearity by representing nonlinear functions of finite dimensional space \mathcal{Z} with basis of functions of infinite dimensional linear space. To summarize, the proposed framework and the results in this study suggest that one can understand the parametric modeling paradigm from a unified framework using appropriate Reproducing Kernel Hilbert Space. This framework turns the problem of finding the right closure model into a problem of constructing a complete basis of the Hilbert space induced by the data, which remains challenging in general.

Acknowledgments

The research of J.H. is partially supported by the ONR Grant N00014-16-1-2888 and NSF Grant DMS-1619661. S.W.J. is supported as a postdoctoral fellow under the ONR Grant N00014-16-1-2888.

A ACV of the linear multi-scale model

The full model (14)-(15) can be rewritten as

$$\begin{aligned} \dot{x} &= (a_{11}x + a_{12}y) + \sigma_x \xi_x, \\ \dot{y} &= \frac{1}{\epsilon} (a_{21}x + a_{22}y) + \frac{\sigma_y}{\sqrt{\epsilon}} \xi_y, \end{aligned} \quad (29)$$

where ξ_x and ξ_y are independent standard Gaussian noises. Similarly, the closure model (20) can be rewritten as

$$\dot{\mathbf{x}}_t = (a_{11}\mathbf{x}_t + a_{12}\Sigma_{12}\Sigma_{22}^{-1}\mathbf{x}) + \sigma_x \xi_x, \quad (30)$$

where $\mathbf{x} := \mathbf{x}_{t-m:t} = [x_{t-m}, x_{t-m+1}, \dots, x_t]^\top$ and Σ_{12} and Σ_{22} are defined in Eq. (21). To simplify the notation, we drop the time indices $t-m:t$. We also drop the “hat”-notation in x_t and \mathbf{x}_t since we will use it to denote the Fourier coefficient in this section. In this Appendix, we prove that the autocovariance (ACV) function of the closure model (30) is approximately equal to that of the full model (29) for any value of ϵ .

The Fourier transform and inverse Fourier transform is defined as

$$\hat{f}(\omega) = \int f(t) e^{-i\omega t} dt, \quad f(t) = \frac{1}{2\pi} \int \hat{f}(\omega) e^{i\omega t} d\omega.$$

The Fourier transforms of variables x and y of the full model (29) can be obtained as

$$\hat{x} = \frac{(i\omega - \frac{1}{\epsilon}a_{22})\sigma_x \hat{\xi}_x + a_{12} \frac{\sigma_y}{\sqrt{\epsilon}} \hat{\xi}_y}{(i\omega - a_{11})(i\omega - \frac{1}{\epsilon}a_{22}) - a_{12} \frac{1}{\epsilon} a_{21}}, \quad (31)$$

$$\hat{y} = \frac{(i\omega - a_{11}) \frac{\sigma_y}{\sqrt{\epsilon}} \hat{\xi}_y + \frac{1}{\epsilon} a_{21} \sigma_x \hat{\xi}_x}{(i\omega - a_{11})(i\omega - \frac{1}{\epsilon}a_{22}) - a_{12} \frac{1}{\epsilon} a_{21}}. \quad (32)$$

Then, for the full model (29), the resulting spectrum of x is

$$|\hat{x}(\omega)|^2 = \frac{(\omega^2 + c_0^2) \sigma_x^2 |\hat{\xi}_x|^2 + d_0^2 \sigma_y^2 |\hat{\xi}_y|^2}{(-\omega^2 + \omega_0^2)^2 + \gamma_0^2 \omega^2},$$

where

$$\begin{aligned} c_0 &= \frac{a_{22}}{\epsilon}, \quad d_0 = \frac{a_{12}}{\sqrt{\epsilon}}, \quad \omega_0 = \sqrt{\frac{1}{\epsilon} (a_{11}a_{22} - a_{12}a_{21})}, \\ \gamma_0 &= a_{11} + \frac{1}{\epsilon} a_{22}, \quad |\hat{\xi}_x|^2 = 1, \quad |\hat{\xi}_y|^2 = 1. \end{aligned}$$

Now we compute the Fourier transform of the closure model (30),

$$i\omega \widehat{X} = a_{11} \widehat{X} + a_{12} \Sigma_{12} \Sigma_{22}^{-1} \begin{bmatrix} 1 \\ e^{-i\omega\tau} \\ \vdots \\ e^{-i\omega m\tau} \end{bmatrix} \widehat{X} + \sigma_x \widehat{\xi}_x, \quad (33)$$

where \widehat{X} is the Fourier transform of x_t in Eq. (30). We need to simplify the quantity $\Sigma_{12} \Sigma_{22}^{-1} [1 \ e^{-i\omega\tau} \ \dots \ e^{-i\omega m\tau}]^\top$ in Eq. (33). Let $S = \Sigma_{12} \Sigma_{22}^{-1}$ be the $1 \times (m+1)$ vector with components denoted by $S[n]$ for $n = 0, \dots, m$. Then, we can write

$$\Sigma_{12} \Sigma_{22}^{-1} \begin{bmatrix} 1 \\ e^{-i\omega\tau} \\ \vdots \\ e^{-i\omega m\tau} \end{bmatrix} = S \begin{bmatrix} 1 \\ e^{-i\omega\tau} \\ \vdots \\ e^{-i\omega m\tau} \end{bmatrix} = \sum_{n=0}^m S[n] e^{-i\omega n\tau} := \widehat{S}_m(\omega), \quad (34)$$

which is nothing but the discrete Fourier transform of S . Notice that, for any $n = 0, \dots, m$,

$$\sum_{k=0}^m S[k] \gamma_{xx,m}[n-k] = \sum_{k=0}^m S[k] \Sigma_{22}[k,n] = \Sigma_{12}[n] = \gamma_{xy,m}[n] \quad (35)$$

where the first equality is due to the fact that the process is stationary such that $\Sigma_{22}[k,n] = \gamma_{xx,m}[n-k]$, the second equality is due to $S\Sigma_{22} = \Sigma_{12}$, and the last equality is by the definition of the covariance function. By the discrete convolution theorem, we have

$$\widehat{S}_m(\omega) \widehat{\gamma}_{xx,m}(\omega) = \widehat{\gamma}_{xy,m}(\omega), \quad (36)$$

where $\widehat{\gamma}_{xx,m}$ and $\widehat{\gamma}_{xy,m}$ are the discrete Fourier transforms of $\gamma_{xx,m}$ and $\gamma_{xy,m}$, respectively. Substituting $\widehat{S}_m(\omega)$ in Eq. (36) into Eq. (34), we obtain

$$\Sigma_{12} \Sigma_{22}^{-1} \begin{bmatrix} 1 \\ e^{-i\omega\delta t} \\ \vdots \\ e^{-i\omega m\delta t} \end{bmatrix} = \frac{\widehat{\gamma}_{xy,m}(\omega)}{\widehat{\gamma}_{xx,m}(\omega)} \rightarrow \frac{\widehat{\gamma}_{xy}(\omega)}{\widehat{\gamma}_{xx}(\omega)}, \quad \text{as } m \rightarrow \infty, \quad (37)$$

where $\widehat{\gamma}_{xx}$ and $\widehat{\gamma}_{xy}$ denote the Fourier transform of the covariance functions γ_{xx} and γ_{xy} .

Substituting the limiting case of Eq. (37) into Eq. (33), we can simplify the Fourier transform of the closure model as follows,

$$i\omega \widehat{X} = a_{11} \widehat{X} + a_{12} \frac{\widehat{\gamma}_{xy}(\omega)}{\widehat{\gamma}_{xx}(\omega)} \widehat{X} + \sigma_x \widehat{\xi}_x. \quad (38)$$

Moreover, based on the Wiener-Khinchin theorem and the cross-correlation theorem, we can further simplify Eq. (38) as

$$i\omega \widehat{X} = a_{11} \widehat{X} + a_{12} \frac{\widehat{y}}{\widehat{x}} \widehat{X} + \sigma_x \widehat{\xi}_x. \quad (39)$$

Substituting Eqs. (31) and (32) into above Eq. (39), we can obtain the Fourier transform of the relevant variable, \widehat{X} , of the closure model,

$$\widehat{X} = \frac{(i\omega - \frac{1}{\epsilon} a_{22}) \sigma_x \widehat{\xi}_x + a_{12} \frac{\sigma_y}{\sqrt{\epsilon}} \widehat{\xi}_y}{(i\omega - a_{11}) (i\omega - \frac{1}{\epsilon} a_{22}) - a_{12} \frac{1}{\epsilon} a_{21}}, \quad (40)$$

which is the same as the \widehat{x} of the full model in Eq. (31). Therefore, the ACV of the closure model (30) is consistent with that of the full model (29) in the limit of $m \rightarrow \infty$. In the numerics, error comes from the truncation of finite number of memory terms in Eq. (34).

References

- [1] T. Berry and J. Harlim. Linear Theory for Filtering Nonlinear Multiscale Systems with Model Error. *Proc. Roy. Soc. A 20140168*, 2014.
- [2] T. Berry and J. Harlim. Semiparametric modeling: Correcting low-dimensional model error in parametric models. *Journal of Computational Physics*, 308:305–321, 2016.
- [3] T. Berry and J. Harlim. Correcting biased observation model error in data assimilation. *Mon. Wea. Rev.*, 145(7):2833–2853, 2017.
- [4] A. Chorin, O. Hald, and R. Kupferman. Optimal prediction with memory. *Physica D: Nonlinear Phenomena*, 166(3):239–257, 2002.
- [5] A. Chorin and P. Stinis. Problem reduction, renormalization, and memory. *Communications in Applied Mathematics and Computational Science*, 1(1):1–27, 2007.
- [6] D. Crommelin and E. Vanden-Eijnden. Subgrid-scale parameterization with conditional markov chains. *Journal of the Atmospheric Sciences*, 65(8):2661–2675, 2008.
- [7] I. Fatkullin and E. Vanden-Eijnden. A computational strategy for multiscale systems with applications to lorenz 96 model. *Journal of Computational Physics*, 200(2):605–638, 2004.
- [8] J. Frederiksen and T. O’Kane. Entropy, closures and subgrid modeling. *Entropy*, 10:635–683, 2008.
- [9] D. Givon, R. Kupferman, and A. Stuart. Extracting macroscopic dynamics: model problems and algorithms. *Nonlinearity*, 17(6):R55, 2004.
- [10] G. A. Gottwald and J. Harlim. The role of additive and multiplicative noise in filtering complex dynamical systems. *Proceedings of the Royal Society A: Mathematical, Physical and Engineering Sciences*, 469(2155):20130096, 2013.
- [11] A. Gouasmi, E. J. Parish, and K. Duraisamy. A priori estimation of memory effects in reduced-order models of nonlinear systems using the mori–zwanzig formalism. *Proceedings of the Royal Society A: Mathematical, Physical and Engineering Sciences*, 473(2205):20170385, 2017.
- [12] W. Grabowski. An improved framework for superparameterization. *J. Atmos. Sci.*, 61:1940–1952, 2004.
- [13] T. M. Hamill. Interpretation of rank histograms for verifying ensemble forecasts. *Monthly Weather Review*, 129(3):550–560, 2001.
- [14] J. Harlim. *Data-Driven Computational Methods: Parameter and Operator Estimations*. Cambridge University Press, UK, 2018.
- [15] J. Harlim and X. Li. Parametric reduced models for the nonlinear Schrödinger equation. *Phys. Rev. E.*, 91:053306, 2015.
- [16] J. Harlim, A. Mahdi, and A. Majda. An ensemble kalman filter for statistical estimation of physics constrained nonlinear regression models. *Journal of Computational Physics*, 257, Part A:782 – 812, 2014.
- [17] S. W. Jiang and J. Harlim. Parameter estimation with data-driven nonparametric likelihood functions. *arXiv preprint arXiv:1804.03272*, 2018.
- [18] A. Kerstein. A linear- eddy model of turbulent scalar transport and mixing. *Combustion Science and Technology*, 60(4-6):391–421, 1988.
- [19] A. Kerstein. One-dimensional turbulence: model formulation and application to homogeneous turbulence, shear flows, and buoyant stratified flows. *Journal of Fluid Mechanics*, 392:277–334, 1999.

- [20] R. Khasminskii. On averaging principle for Itô stochastic differential equations. *Kybernetika, Chekhoslovakia (in Russian)*, 4(3):260–279, 1968.
- [21] B. Khouider, J. A. Biello, and A. J. Majda. A stochastic multcloud model for tropical convection. *Comm. Math. Sci.*, 8:187–216, 2010.
- [22] B. Khouider, A. St-Cyr, A. Majda, and J. Tribbia. The MJO and convectively coupled waves in a coarse-resolution GCM with a simple multcloud parameterization. *Journal of the Atmospheric Sciences*, 68:240–264, 2011.
- [23] D. Kondrashov, M. D. Chekroun, and M. Ghil. Data-driven non-markovian closure models. *Physica D: Nonlinear Phenomena*, 297:33–55, 2015.
- [24] R. H. Kraichnan. The structure of isotropic turbulence at very high Reynolds numbers. *Journal of Fluid Mechanics*, 5:497–543, 1959.
- [25] S. Kravtsov, D. Kondrashov, and M. Ghil. Multilevel regression modeling of nonlinear processes: Derivation and applications to climatic variability. *Journal of Climate*, 18(21):4404–4424, 2005.
- [26] T. Kurtz. Semigroups of conditional shifts and approximations of Markov processes. *Annals of Probability*, 3:618–642, 1975.
- [27] F. Kwasniok. Data-based stochastic subgrid-scale parametrization: an approach using cluster-weighted modelling. *Philosophical Transactions of the Royal Society A: Mathematical, Physical and Engineering Sciences*, 370(1962):1061–1086, 2012.
- [28] H. Lei, N. A. Baker, and X. Li. Data-driven parameterization of the generalized langevin equation. *Proceedings of the National Academy of Sciences*, 113(50):14183–14188, 2016.
- [29] E. Lorenz. Predictability: a problem partly solved. In *Seminar on Predictability, 4-8 September 1995*, volume 1, pages 1–18, Shinfield Park, Reading, 1995. ECMWF, ECMWF.
- [30] F. Lu, K. Lin, and A. Chorin. Comparison of continuous and discrete-time data-based modeling for hypoelliptic systems. *Communications in Applied Mathematics and Computational Science*, 11(2):187–216, 2016.
- [31] F. Lu, K. Lin, and A. Chorin. Data-based stochastic model reduction for the kuramoto–sivashinsky equation. *Physica D: Nonlinear Phenomena*, 340:46–57, 2017.
- [32] F. Lu, X. Tu, and A. J. Chorin. Accounting for model error from unresolved scales in ensemble kalman filters by stochastic parameterization. *Monthly Weather Review*, 145(9):3709–3723, 2017.
- [33] A. Majda, R. V. Abramov, and M. J. Grote. *Information theory and stochastics for multiscale nonlinear systems*, volume 25. American Mathematical Soc., 2005.
- [34] A. Majda and I. Grooms. New perspectives on superparameterization for geophysical turbulence. *Journal of Computational Physics*, 271:60–77, 2014.
- [35] A. Majda and J. Harlim. Physics constrained nonlinear regression models for time series. *Nonlinearity*, 26:201–217, 2013.
- [36] A. Majda, I. Timofeyev, and E. Vanden-Eijnden. Stochastic models for selected slow variables in large deterministic systems. *Nonlinearity*, 19(4):769, 2006.
- [37] A. Majda and I. Tomofeyev. Statistical mechanics for truncations of the burgers–hopf equation: a model for intrinsic stochastic behavior with scaling. *Milan Journal of Mathematics*, 70(1):39–96, 2002.
- [38] A. J. Majda and J. Harlim. Physics constrained nonlinear regression models for time series. *Nonlinearity*, 26(1):201, 2012.

- [39] A. J. Majda and I. Timofeyev. Remarkable statistical behavior for truncated burgers–hopf dynamics. *Proceedings of the National Academy of Sciences*, 97(23):12413–12417, 2000.
- [40] A. J. Majda, I. Timofeyev, and E. V. Eijnden. Models for stochastic climate prediction. *Proceedings of the National Academy of Sciences*, 96(26):14687–14691, 1999.
- [41] A. J. Majda, I. Timofeyev, and E. Vanden Eijnden. A mathematical framework for stochastic climate models. *Communications on Pure and Applied Mathematics: A Journal Issued by the Courant Institute of Mathematical Sciences*, 54(8):891–974, 2001.
- [42] H. Mori. Transport, collective motion, and Brownian motion. *Prog. Theor. Phys.*, 33:423 – 450, 1965.
- [43] G. C. Papanicolaou et al. Some probabilistic problems and methods in singular perturbations. *Rocky Mountain Journal of Mathematics*, 6(4):653–674, 1976.
- [44] G. Pavliotis and A. Stuart. *Multiscale methods: averaging and homogenization*. Springer Science & Business Media, 2008.
- [45] L. Song, K. Fukumizu, and A. Gretton. Kernel embeddings of conditional distributions: A unified kernel framework for nonparametric inference in graphical models. *IEEE Signal Process. Mag.*, 30(4):98–111, 2013.
- [46] L. Song, J. Huang, A. Smola, and K. Fukumizu. Hilbert space embeddings of conditional distributions with applications to dynamical systems. In *Proc. 26th Annual Int. Conf. on Machine Learning*, pages 961–968. ACM, 2009.
- [47] E. Weinan, B. Engquist, X. Li, W. Ren, and E. Vanden-Eijnden. Heterogeneous multiscale methods: a review. *Commun. Comput. Phys*, 2(3):367–450, 2007.
- [48] D. S. Wilks. Effects of stochastic parametrizations in the lorenz’96 system. *Quarterly Journal of the Royal Meteorological Society*, 131(606):389–407, 2005.
- [49] R. Zwanzig. Statistical mechanics of irreversibility. *Lectures in Theoretical Physics*, 3:106–141, 1961.
- [50] R. Zwanzig. Nonlinear generalized Langevin equations. *J. Stat. Phys.*, 9:215 – 220, 1973.