

# SSFN: Self Size-estimating Feed-forward Network and Low Complexity Design

Saikat Chatterjee\*, *Member, IEEE*, Alireza M. Javid\*, Mostafa Sadeghi†, Shumpei Kikuta‡,  
Partha P. Mitra§, Mikael Skoglund\*, *Fellow, IEEE*

\* School of Electrical Engineering & Computer Science, KTH Royal Institute of Technology, Sweden

† INRIA Grenoble Rhone-Alpes, France

‡ University of Tokyo, Tokyo, Japan

§ Cold Spring Harbor Laboratory, 1 Bungtown Road, New York, USA

**Abstract**—We design a self size-estimating feed-forward network (SSFN) using a joint optimization approach for estimation of number of layers, number of nodes and learning of weight matrices at a low computational complexity. In the proposed approach, SSFN grows from a small-size network to a large-size network. The increase in size from small-size to large-size guarantees a monotonically decreasing cost with addition of nodes and layers. The optimization approach uses a sequence of layer-wise target-seeking non-convex optimization problems. Using ‘lossless flow property’ of some activation functions, such as rectified linear unit (ReLU), we analytically find regularization parameters in the layer-wise non-convex optimization problems. Closed-form analytic expressions of regularization parameters allow to avoid tedious cross-validations. The layer-wise non-convex optimization problems are further relaxed to convex optimization problems for ease of implementation and analytical tractability. The convex relaxation helps to design a low-complexity algorithm for construction of the SSFN. We experiment with eight popular benchmark datasets for sound and image classification tasks. Using extensive experiments we show that the SSFN can self-estimate its size using the low-complexity algorithm. The size of SSFN varies significantly across the eight datasets.

**Index Terms**—Artificial neural network, deep neural network, least-squares, convex optimization, rectified linear unit.



## 1 INTRODUCTION

Artificial neural network (ANN) is popular for pattern classification applications [1]–[4]. Feedforward neural network is a basic ANN architecture. Let us assume that a feed-forward neural network [5] has  $L$  layers, and its  $l$ ’th layer has  $n_l$  nodes. Estimation of the number of layers  $L$  and the number of nodes  $\{n_l\}_{l=1}^L$  helps to decide size of the network for achieving a good performance [6]. Estimation of  $L$  and  $\{n_l\}_{l=1}^L$  is a combinatorial optimization problem. The optimization problem is primarily addressed using trial-and-error, often driven by intuition and hand tuning.

We develop a self size-estimating feed-forward neural network in this article. We address a joint optimization approach to estimate the numbers  $L$  and  $\{n_l\}_{l=1}^L$ , and learn weight matrices. In the approach, we start with a small-size feed-forward neural network, and add new nodes and layers to grow as a large-size (wide and deep) structure. Eventually our proposed algorithm decides  $L$  and  $\{n_l\}_{l=1}^L$ , and learns the weight matrices. We refer to the neural network as self size-estimating feed-forward network (SSFN).

The algorithm for increase in size of SSFN from a small-size neural network to a large-size network ensures a monotonic decrease in the training cost. In the algorithm, we add a new layer on top of an existing structure and optimize parameters for the newly added layer. This is a layer-wise optimization approach in a sequence. Optimization at each layer seeks an optimal estimate of the target, ensuring the monotonic decrease in the training cost with increase in size.

For a newly added layer, the parameters are number of nodes in the layer and its weight matrix. Increase in size of SSFN leads to increase in number of parameters for the network. This increase in parameters may result in overfitting to the training dataset. Norm-based regularization is a standard approach to address overfitting, for example, use of  $\ell_2$  or  $\ell_1$  norm of weight matrices.

We address regularization of weight matrices in SSFN. Our layer-wise optimization approach allows to have analytical forms for the regularization parameters. An analytical form for a regularization parameter is advantageous as it helps to avoid tedious cross-validations. To find the analytical form of regularization parameters in the layer-wise optimization approach, we use a property of a single-layer feed-forward neural network (SLFN) system. The property ensures that the output of the SLFN system is exactly equal to the input to the SLFN system. That means an input signal flows through the SLFN without any loss or change. We refer to the property as ‘lossless flow property’ (LFP). We provide sufficient conditions to construct an SLFN such that it holds LFP. Using the LFP, we find analytical forms of regularization parameters for SSFN and ensure monotonic decrease in the training cost with increase in size of SSFN.

Further, the layer-wise non-convex optimization is relaxed to a convex problem for an efficient use of regularization. Relaxation to convex optimization leads to structured weight matrices. A part of the weight matrix is learned and the other part remains as an instance of random matrix. We use alternating-direction-method-of-multipliers (ADMM) to

realize the layer-wise convex optimization. The use of convex optimization and the further use of ADMM lead to a low computational complexity. We use eight popular datasets for experiments. The computational complexity of SSFN learning algorithm is in order of ten minutes when executed in a standard laptop for the eight datasets. Finally we explore the use of backpropagation for further improvement of weight matrices in SSFN at the expense of more computation.

### 1.1 Literature Survey

There exists a vast literature on neural network design. Training of multi-layer neural network enjoys a significant attention. An approach on constructive addition of layers and use of supervised learning was explored in past [7], [8]. Recently, deep learning structures (with many layers) [9]–[12] have attracted a high attention in literature. Additionally, structures in weight matrices such as convolutional neural networks [13], structure of connection between layers such as residual networks [14], and structures based on feedback such as recurrent neural networks [15] have been explored. Deep belief network (DBN) [16] and its variants [17] use greedy layer-wise unsupervised learning for creating an initial network and then, further training using backpropagation for supervised learning. Examples of existing greedy and/or layer-wise learning approaches can be found in [18]–[21]. Then, examples of advanced regularization methods and practical approaches, such as softweights, dropout, can be found in [22]–[24]. In the backdrop of above-mentioned works in the literature, the SSFN is a feed-forward neural network. It uses supervised learning approach to minimize a cost for the training dataset while estimating its own size. The regularization coefficients are analytically derived to minimize the cost.

For a layer of SSFN, a part of the weight matrix is optimized and the other part is an instance of random matrix. There are works in neural networks to use random matrix instances for weight matrices that are not optimized. A relevant example is extreme learning machine [25], [26]. Related methods based on random matrix instances in neural networks and then, further extension to kernel methods such as random kitchen sinks are in [27]–[32]. The major difference with prior works is that our proposed SSFN has partially optimized weight matrices for all the layers. In addition SSFN estimates its own size. At this point, we mention that the use of random matrix instances is well accepted in signal processing and information theory fields, for example, in compressed sensing (CS) [33]–[35]. A closely related field to CS is sparse representation and dictionary learning; they were successfully used for face recognition and image classification [36], [37].

A relevant direction is neural network architecture search (NAS), where diverse methods have been applied. Example approaches are based on evolutionary algorithms [38]–[40], reinforcement learning [41] and Bayesian learning [42], [43]. Recent works on NAS with several references can be found in the survey article [44]. Many of the recent works require a high level of computational resource, for example, the work of [41] used 800 GPUs. Further, many works have a common aspect that architecture search and training for optimization of parameters are separated. In the backdrop

of NAS works, the proposed SSFN is a convex optimization based low complexity solution for the joint optimization of estimating the size of a basic feed-forward architecture and learning the weight matrices.

## 2 DESIGN OF SSFN

In this section we engineer the proposed self size-estimating feed-forward network (SSFN) and provide some theoretical underpinning. We begin with the original optimization problem in the next subsection and then develop SSFN in the following subsections.

### 2.1 Optimization problem

In a supervised learning problem, let  $(\mathbf{x}, \mathbf{t})$  be a pair-wise form of the data vector  $\mathbf{x} \in \mathbb{R}^P$  that we observe, and the target vector  $\mathbf{t} \in \mathbb{R}^Q$  that we wish to infer. The target vector  $\mathbf{t}$  can be a categorical variable for a classification problem with  $Q$ -classes. Let us construct a feed-forward neural network with  $L$  layers, and  $n_l$  nodes in the  $l$ 'th layer. We denote the weight matrix for  $l$ 'th layer by  $\mathbf{W}_l \in \mathbb{R}^{n_l \times n_{l-1}}$ . For an input vector  $\mathbf{x}$ , a feed-forward neural network produces a transformation  $\mathbf{f} : \mathbb{R}^P \rightarrow \mathbb{R}^{n_L}$  in its last layer. The transformation depends on parameters as

$$\mathbf{f} \triangleq \mathbf{f}(\mathbf{x}, L, \{n_l\}_{l=1}^L, \{\mathbf{W}_l\}_{l=1}^L). \quad (1)$$

Then, we use a linear transformation to generate the target prediction  $\tilde{\mathbf{t}} = \mathbf{O}\mathbf{f}$  where  $\mathbf{O} \in \mathbb{R}^{Q \times n_L}$  is the output system matrix. We assume that there exists no parameter to optimize for activation functions; activation functions are well-defined and fixed.

The training phase of neural network considers estimation of parameters  $L, \{n_l\}$ , and learning of parameters  $\{\mathbf{W}_l\}$  and  $\mathbf{O}$ . Suppose that we have a  $J$ -sample training dataset  $\mathcal{D} = \{(\mathbf{x}^{(j)}, \mathbf{t}^{(j)})\}_{j=1}^J$ . We define the cost function

$$\begin{aligned} \mathcal{C} &= \frac{1}{J} \sum_{j=1}^J \|\mathbf{t}^{(j)} - \tilde{\mathbf{t}}^{(j)}\|^2 \\ &= \frac{1}{J} \sum_{j=1}^J \|\mathbf{t}^{(j)} - \mathbf{O}\mathbf{f}(\mathbf{x}^{(j)}, L, \{n_l\}_{l=1}^L, \{\mathbf{W}_l\}_{l=1}^L)\|^2. \end{aligned} \quad (2)$$

Throughout the article, we use  $\|\cdot\|$  to denote  $\ell_2$ -norm. The optimization problem is

$$\arg \min_{L, \{n_l\}, \{\mathbf{W}_l\}, \mathbf{O}} \mathcal{C} \text{ such that } \begin{cases} L \leq L_{max}, \\ \forall l, n_{min} \leq n_l \leq n_{max}, \\ \forall l, \|\mathbf{W}_l\|_F^2 \leq \nu, \\ \|\mathbf{O}\|_F^2 \leq \epsilon, \end{cases} \quad (3)$$

where  $\|\cdot\|_F$  denotes Frobenius norm. Here, the constraint  $\|\mathbf{W}_l\|_F^2 \leq \nu$  acts as a regularization to avoid overfitting of weight matrices to the training dataset. Similarly, we have the regularization parameter  $\epsilon$  for learning the  $\mathbf{O}$  matrix. Assume that we have a maximum number of layers allowed, denoted by  $L_{max}$ . Similarly, we have a minimum and a maximum number of nodes in every layer, denoted by  $n_{min}$  and  $n_{max}$ , respectively. We have two challenging aspects, discussed below.

- 1) The optimization problem (3) is not only non-convex, but also combinatorial. We have a combinatorial search problem with exponential complexity  $(n_{max} - n_{min})^{L_{max}}$  to choose  $L$  and  $\{n_l\}_{l=1}^L$ . It is difficult to

find a globally optimum solution of (3). Instead, a good principle for a sub-optimal approach is valuable.

- 2) Selection of regularization coefficients, such as  $\nu$  and  $\epsilon$ , is non-trivial. The selection is often addressed by cross-validation, a tedious approach. Instead of cross-validation, an analytical approach is valuable.

## 2.2 Layer-wise non-convex optimization

In a feed-forward neural network, signal flows in one direction from the input side to the output side. Signal flow relation between  $(l-1)$ 'th layer and  $l$ 'th layer is

$$\mathbf{y}_l = \mathbf{g}(\mathbf{W}_l \mathbf{y}_{l-1}) \in \mathbb{R}^{n_l}, \quad l = 1, 2, \dots, L, \quad (4)$$

where  $\mathbf{y}_l$  denotes signal transformation at the  $l$ 'th layer and  $\mathbf{y}_0 = \mathbf{x}$ . In literature, the vector  $\mathbf{y}_l$  is commonly known as feature vector for the  $l$ 'th layer. Let  $g(\cdot)$  denotes a non-linear activation function such as rectified-linear-unit (ReLU), and  $\mathbf{g}(\cdot)$  denotes scalar-wise use of  $g(\cdot)$ . That means  $\mathbf{g}$  function is a stack of  $n_l$  nodes where each node uses the activation function  $g(\cdot)$  on the corresponding scalar of  $\mathbf{W}_l \mathbf{y}_{l-1}$  vector. A natural question is what will be a good principle for designing a sub-optimal approach to address (3) with the feed-forward neural network signal flow relation (4).

We have mentioned the need for a good principle to design a sub-optimal approach in the previous subsection. In search of a good principle, we use a layer-wise optimization principle that ensures a monotonically decreasing cost with the increase in size of SSFN. The principle helps to design an algorithm for estimating size of SSFN and learning parameters with appropriate regularization. We add layers one-by-one in this principle. When we have added a new layer, then we add nodes also one-by-one to increase size of the added layer. This sequential addition allows us to design an automatic algorithm for SSFN construction without much involvement of hand tuning.

For SSFN, addition of a layer is more complex than addition of a node. We first discuss addition of a layer with necessary constraints. Suppose that we have an  $(l-1)$ -layer SSFN that is ready to use. We now add a new layer to construct an  $l$ -layer SSFN where  $l \leq L_{max}$  and with the signal flow relation (4). The parameters to design the  $l$ 'th layer are  $n_l$  and  $\mathbf{W}_l$ . We use  $C_l$  to denote the cost for the  $l$ -layer SSFN. The cost  $C_l$  is

$$\begin{aligned} C_l &= \frac{1}{J} \sum_{j=1}^J \|\mathbf{t}^{(j)} - \tilde{\mathbf{t}}_l^{(j)}\|^2 \\ &= \frac{1}{J} \sum_{j=1}^J \|\mathbf{t}^{(j)} - \mathbf{O}_l \mathbf{y}_l^{(j)}\|^2 \\ &= \frac{1}{J} \sum_{j=1}^J \|\mathbf{t}^{(j)} - \mathbf{O}_l \mathbf{g}(\mathbf{W}_l \mathbf{y}_{l-1}^{(j)})\|^2, \end{aligned} \quad (5)$$

where  $\tilde{\mathbf{t}}_l$  denotes the output of the  $l$ -layer SSFN. Here  $\mathbf{O}_l \in \mathbb{R}^{Q \times n_l}$  is an output system matrix to project the feature vector  $\mathbf{y}_l$  to the target vector  $\mathbf{t}$ .

In the proposed layer-wise learning principle, we address the following optimization problem for each layer  $l = 1, 2, \dots, L, L \leq L_{max}$ , starting with  $l = 1$ :

$$\arg \min_{n_l, \mathbf{W}_l, \mathbf{O}_l} C_l \quad \text{such that} \quad \begin{cases} n_{min} \leq n_l \leq n_{max}, \\ \|\mathbf{W}_l\|_F^2 \leq \nu, \\ \|\mathbf{O}_l\|_F^2 \leq \epsilon, \\ C_l \leq C_{l-1}^*. \end{cases} \quad (6)$$

Here, we use the notation  $\star$  to represent an optimal value;  $C_l^*$  denotes the optimal cost as a result of the above optimization problem. The fourth constraint  $C_l \leq C_{l-1}^*$  ensures a monotonically decreasing cost; the constraint ensures  $C_l^* \leq C_{l-1}^*$  after optimizing (6). Overall the above optimization problem (6) is a sub-optimal approach to address the original optimization problem (3) in a sequential manner.

Considering (5), the optimization problem (6) is associated with a single-layer feed-forward network (SLFN) with the input  $\mathbf{y}_{l-1}$  and the output  $\tilde{\mathbf{t}}_l = \mathbf{O}_l \mathbf{g}(\mathbf{W}_l \mathbf{y}_{l-1})$ . For a given  $n_l$ , optimization of  $\mathbf{O}_l$  and  $\mathbf{W}_l$  is non-convex. On the other hand, finding an appropriate  $n_l$  is no more combinatorial. We can start with a preset (minimum) value of  $n_l$  and increase it one-by-one or in a step size until the cost minimization shows a saturation trend.

For further progress with the optimization problem (6), we first raise theoretical questions as follows.

- 1) Is the non-convex optimization problem (6) feasible?
- 2) How do we analytically set regularization parameters in (6) so that we can avoid cross-validation?

If the optimization problem turns out to be feasible then we raise a practical question: how do we construct the SLFN  $\tilde{\mathbf{t}}_l = \mathbf{O}_l \mathbf{g}(\mathbf{W}_l \mathbf{y}_{l-1})$  with a low complexity? The above mentioned theoretical and practical questions are non-trivial. We address the questions using a specific structure in weight matrix  $\mathbf{W}_l$ . The structure for weight matrix  $\mathbf{W}_l$  is decided using a property associated with an SLFN. The property is introduced and explained in the next subsection.

## 2.3 Lossless flow property (LFP)

Lossless flow property (LFP) is associated with an SLFN. We will construct an SLFN that holds LFP. Let us use two variables  $\check{\mathbf{t}} \in \mathbb{R}^Q$  and  $\hat{\mathbf{t}} \in \mathbb{R}^Q$  to denote the input and output of an SLFN, respectively. The SLFN signal flow relation is  $\hat{\mathbf{t}} = \mathbf{B} \mathbf{g}(\mathbf{A} \check{\mathbf{t}}) \in \mathbb{R}^Q$ , where  $\mathbf{A} \in \mathbb{R}^{n' \times Q}$  is the input-side weight matrix and  $\mathbf{B} \in \mathbb{R}^{Q \times n'}$  is the output-side matrix. The number of nodes in the SLFN is denoted by  $n'$ .

**Definition 1** (Lossless flow property (LFP)). *The SLFN holds LFP if there are matrices  $\mathbf{A}$ ,  $\mathbf{B}$  and appropriate non-linear activation function  $g(\cdot)$  such that*

$$\hat{\mathbf{t}} = \mathbf{B} \mathbf{g}(\mathbf{A} \check{\mathbf{t}}) = \check{\mathbf{t}}, \quad \forall \check{\mathbf{t}} \in \mathbb{R}^Q. \quad (7)$$

It means that the input  $\check{\mathbf{t}}$  to the SLFN flows to the output  $\hat{\mathbf{t}}$  without any loss, resulting in  $\hat{\mathbf{t}} = \check{\mathbf{t}}$ . The  $\mathbf{g}(\cdot)$  function has no linear activation function. Each node of the hidden layer of SLFN has the non-linear activation function  $g(\cdot)$ . Then the question is how to construct an SLFN that holds LFP. We provide the following proposition as sufficient conditions.

**Proposition 1** (LFP holding SLFN). *An SLFN holds LFP if the following conditions hold.*

- 1) We use ReLU activation function, defined as  $g(t) = \max(0, t)$ ,  $t \in \mathbb{R}$ .
- 2) Number of nodes  $n' = 2m$  where  $m \geq Q$  denotes a new integer variable.
- 3) The matrices  $\mathbf{A}$  and  $\mathbf{B}$  have following factorized structures as  $\mathbf{A} = \mathbf{V}_m \mathbf{C}$  and  $\mathbf{B} = \mathbf{C}^\dagger \mathbf{U}_m$ , where  $\mathbf{C} \in \mathbb{R}^{m \times Q}$  is a full column-rank matrix and  $\dagger$  denotes pseudoinverse. Here,  $\mathbf{V}_m$  and  $\mathbf{U}_m$  are two deterministic matrices as follows

$$\mathbf{V}_m = \begin{bmatrix} \mathbf{I}_m \\ -\mathbf{I}_m \end{bmatrix} \quad \text{and} \quad \mathbf{U}_m = [\mathbf{I}_m \quad -\mathbf{I}_m], \quad (8)$$



where  $\mathbf{I}_m$  is  $m$ -dimensional identity matrix.

The LFP holding SLFN structure is  $\mathbf{C}^\dagger \mathbf{U}_m \mathbf{g}(\mathbf{V}_m \mathbf{C} \tilde{\mathbf{t}})$  satisfying the above conditions.

**Proof:** This proposition is a sufficient condition for LFP by existence. Let  $\boldsymbol{\gamma} = \mathbf{C} \tilde{\mathbf{t}} \in \mathbb{R}^m$  where  $\mathbf{C}$  is a full column-rank matrix. Use of ReLU activation function results in  $\boldsymbol{\gamma} = \mathbf{U}_m \mathbf{g}(\mathbf{V}_m \boldsymbol{\gamma})$  and the SLFN output is  $\mathbf{C}^\dagger \boldsymbol{\gamma} = \mathbf{C}^\dagger \mathbf{C} \tilde{\mathbf{t}} = \tilde{\mathbf{t}}$ . ■

We can construct a full-column rank matrix  $\mathbf{C}$  in several ways. Examples of  $\mathbf{C}$  matrix construction are as follows.

- 1) Using random matrix instance: Generate a random matrix where components are drawn from iid distributions (such as Gaussian or uniform). The matrix is full column-rank with high probability as  $m \geq Q$ .
- 2) Using deterministic matrix instance: We can use columns from discrete cosine transform (DCT), Wavelet transform, etc, and their combinations.
- 3) Using a low number of parameters: For example, we can use toeplitz or circulant structures for creating full-rank square matrix. Circulant structure is associated with a convolutional filter. We can also form a full column-rank matrix from Kronecker product of two small full column-rank matrices.
- 4) A trivial example is identity matrix, that is  $\mathbf{C} = \mathbf{I}_Q$ .

We now discuss about a few activation functions, mainly some other derivatives of ReLU, for LFP holding SLFN design. The derivatives are leaky ReLU and a generalized ReLU. The definition of leaky ReLU [45] is

$$g(t) = \begin{cases} t, & \text{if } t \geq 0 \\ at, & \text{if } t < 0, \end{cases} \quad (9)$$

where  $0 < a < 1$  is a fixed scalar and typically small. Leaky ReLU based SLFN holds LFP if the conditions in Proposition 1 hold with a small modification that  $\mathbf{U}_m \triangleq \frac{1}{1+a} [\mathbf{I}_m - \mathbf{I}_m]$ . Generalizing the definition of leaky ReLU, we now define a generalized ReLU function as follows

$$g(t) = \begin{cases} bt, & \text{if } t \geq 0 \\ at, & \text{if } t < 0. \end{cases} \quad (10)$$

where  $a, b > 0$  are fixed scalars with the relation  $a < b$ . The generalized ReLU based SLFN also holds LFP if the conditions in Proposition 1 hold with a small modification that  $\mathbf{U}_m \triangleq \frac{1}{a+b} [\mathbf{I}_m - \mathbf{I}_m]$ . While we can use leaky ReLU and generalized ReLU for SSFN construction, we continue to use ReLU activation function in this article.

## 2.4 Addressing theoretical questions

We raised two theoretical questions at the end of Section 2.2. The theoretical questions are concerned with a feasibility study and analytical form of regularization parameters. We now proceed with the knowledge of LFP. Note that the optimization problem (6) is addressed layer-wise where we have access to the optimized  $(l-1)$ 'th layer SSFN, and then address optimization of the  $l$ 'th layer.

Let us consider the  $(l-1)$ -layer SSFN where the parameters of  $(l-1)$ 'th layer were optimized by solving (6) for  $\mathcal{C}_{l-1}$ . For the optimized  $(l-1)$ -layer SSFN, we have the optimal output  $\tilde{\mathbf{t}}_{l-1}^* = \mathbf{O}_{l-1}^* \mathbf{y}_{l-1}$ . This  $\tilde{\mathbf{t}}_{l-1}^*$  corresponds to the optimal cost  $\mathcal{C}_{l-1}^*$ . Note that  $\|\mathbf{O}_{l-1}^*\|_F^2 \leq \epsilon$ .

We now check feasibility of the optimization problem (6) where we have four constraints. How to set the parameter

$n_{min}$  and the regularization parameters  $\nu, \epsilon$ , while satisfying  $\mathcal{C}_l \leq \mathcal{C}_{l-1}^*$ ? The feasibility of optimization problem (6) is stated in the following proposition.

**Proposition 2 (Feasibility).** *The optimization problem (6) is feasible under the following conditions*

$$\begin{aligned} n_{min} &= 2m \geq 2Q, \\ \epsilon &= \|\mathbf{U}_m\|_F^2 Q = 2mQ, \\ \nu &= 2mQ\epsilon = (2mQ)^2, \text{ and} \end{aligned} \quad (11)$$

the activation functions hold LFP.

**Proof:** This proposition is a sufficient condition. We proof the feasibility of (6) by providing an example of feasible solution where  $\mathcal{C}_l = \mathcal{C}_{l-1}^*$ . There may be many locally optimum solutions of (6) for which  $\mathcal{C}_l < \mathcal{C}_{l-1}^*$ . The feasible solution example is:  $\mathbf{W}_l = \mathbf{V}_m \mathbf{C} \mathbf{O}_{l-1}^*$  and  $\mathbf{O}_l = \mathbf{C}^\top \mathbf{U}_m$ , where  $\mathbf{C}$  is a full column rank and orthonormal matrix. Full column rank requires  $m \geq Q$ . Orthonormality satisfies  $\mathbf{C}^\top \mathbf{C} = \mathbf{I}_Q$ ,  $\mathbf{C}^\dagger = \mathbf{C}^\top$  and  $\|\mathbf{C}\|_F^2 = \|\mathbf{C}^\top\|_F^2 = Q$ . For this feasible solution to hold, we require  $\|\mathbf{O}_l\|_F^2 \leq \|\mathbf{U}_m\|_F^2 \|\mathbf{C}^\top\|_F^2 = 2mQ$  and hence, we set  $\epsilon = 2mQ$ . Also we have  $\|\mathbf{W}_l\|_F^2 \leq \|\mathbf{V}_m\|_F^2 \|\mathbf{C}\|_F^2 \|\mathbf{O}_{l-1}^*\|_F^2 = 2mQ\epsilon = (2mQ)^2$  and hence we set  $\nu = (2mQ)^2$ . The feasible solution ensures  $\mathcal{C}_l = \mathcal{C}_{l-1}^*$  due to the following relation

$$\begin{aligned} \tilde{\mathbf{t}}_l &= \mathbf{O}_l \mathbf{g}(\mathbf{W}_l \mathbf{y}_{l-1}) \\ &= \mathbf{C}^\top \mathbf{U}_m \mathbf{g}(\mathbf{V}_m \mathbf{C} \mathbf{O}_{l-1}^* \mathbf{y}_{l-1}) \\ &= \mathbf{C}^\top \mathbf{U}_m \mathbf{g}(\mathbf{V}_m \mathbf{C} \tilde{\mathbf{t}}_{l-1}^*) \\ &= \mathbf{C}^\dagger \mathbf{U}_m \mathbf{g}(\mathbf{V}_m \mathbf{C} \tilde{\mathbf{t}}_{l-1}^*) \\ &= \tilde{\mathbf{t}}_{l-1}^*. \end{aligned} \quad (12)$$

In the above derivation, we use LFP in the last step. A sufficient condition for LFP to hold is  $m \geq Q$ . For the feasible solution, we require  $n_l = 2m \geq 2Q$ . Hence we have  $n_{min} = 2m \geq 2Q$ . ■

The above proposition provides a set of analytically driven choice of regularization parameters. In addition, it provides a suggestion on the minimum number of nodes per layer and how to set  $\mathbf{W}_l$  matrices for layer-wise optimization. The required minimum number of nodes per layer is  $2Q$ . A potential initialization of  $\mathbf{W}_l \in \mathbb{R}^{2Q \times 2Q}$  for  $l = 2, 3, \dots$  is  $\mathbf{W}_l = \mathbf{V}_m \mathbf{C} \mathbf{O}_{l-1}^*$ . We now show a limitation. While we have a lower limit on number of nodes for all the layers as  $n_{min} = 2Q$ , we lack an analytical setting for the upper limit  $n_{max}$ . The setting of  $n_{max}$  remains as an experimental choice.

## 2.5 Convex relaxation and structured weight matrix

A practical system/algorithm establishes a trade-off between complexity and performance. Complexity includes modeling complexity and computational complexity. Modeling complexity refers to the structure of a system and the number of parameters in the system. Computational complexity refers to the computational requirement for generation of the structure and learning of the parameters. Henceforth we assume that  $\mathbf{C}$  is an identity matrix to reduce complexity. We remove the use of  $\mathbf{C}$  in LFP holding SLFN system. In that case, the parameter  $m$  no longer plays any role and a feasible set of regularization parameters is

$$\begin{aligned} n_{min} &= 2Q, \\ \epsilon &= 2Q, \text{ and} \\ \nu &= 2Q\epsilon = (2Q)^2. \end{aligned} \quad (13)$$

To decide the number of nodes in the  $l$ 'th layer, we start with  $n_l = 2Q$  and then increase  $n_l$  until the cost (5) saturates. It is straightforward to show that the increase in  $n_l$  leads to the monotonically decreasing cost for the SLFN. That means the optimized cost for  $n_l = 2Q + 1$  is less than or equal to the optimized cost for  $n_l = 2Q$ . At the starting value  $n_l = 2Q$ , we set  $\mathbf{W}_l = \mathbf{V}_Q \mathbf{O}_{l-1}^*$  as initialization and solve (6) for every  $n_l$  when  $n_l$  increases. We stop when the cost minimization shows a saturation trend.

Optimization of (6) for a chosen  $n_l$  with respect to  $\mathbf{O}_l$  and  $\mathbf{W}_l$  is non-convex. We can use alternating optimization or gradient search. Use of alternating optimization or gradient search for the range of nodes  $2Q \leq n_l \leq n_{max}$  is computationally intensive. Therefore we take two major practical steps for every  $n_l$ , discussed below.

- 1) Convex relaxation: We construct  $\mathbf{W}_l$  appropriately and fix it. The construction ensures that  $n_l \geq n_{min} = 2Q$  and  $C_l \leq C_{l-1}^*$ . We optimize  $\mathbf{O}_l$  explicitly. This leads to a significant reduction in computational complexity. As we construct  $\mathbf{W}_l$  and fix it, we remove the constraint  $\|\mathbf{W}_l\|_F^2 \leq \nu$  in the optimization problem (6). Then, for the  $l$ 'th layer, the optimization problem (6) is relaxed to the following convex optimization problem:

$$\arg \min_{\mathbf{O}_l} C_l \text{ such that } \|\mathbf{O}_l\|_F^2 \leq \epsilon' = \alpha 2Q, \quad (14)$$

where  $C_l = \frac{1}{J} \sum_{j=1}^J \|\mathbf{t}^{(j)} - \mathbf{O}_l \mathbf{y}_l^{(j)}\|^2$ ,  $\epsilon' = \alpha \epsilon$  and  $\alpha \geq 1$  is a parameter that we set experimentally. The choice of  $\alpha$  decides a size of feasible set. The vector  $\mathbf{y}_l$  can be computed for a fixed  $\mathbf{W}_l$ .

- 2) Use of random matrix in construction of  $\mathbf{W}_l$ : Let us use  $\mathbf{W}_{l,n_l}$  to denote the  $\mathbf{W}_l \in \mathbb{R}^{n_l \times n_{l-1}}$  matrix to show dependency on  $n_l$ . Starting with  $\mathbf{W}_{l,n_l=2Q} = \mathbf{V}_Q \mathbf{O}_{l-1}^*$ , we construct  $\mathbf{W}_{l,n_l+1}$  matrix as follows

$$\mathbf{W}_{l,n_l+1} = \begin{bmatrix} \mathbf{W}_{l,n_l} \\ \mathbf{r} \end{bmatrix}, \quad (15)$$

where  $\mathbf{r}$  is a random instance based row vector. For the use of  $\mathbf{W}_{l,n_l}$ , let us use  $C_{l,n_l}^*$  to denote the optimal cost achieved by solving (14). The above recursive construction of  $\mathbf{W}_{l,n_l}$  guarantees monotonically decreasing cost if we solve (14) as the number of nodes increases. That means, we have

$$C_{l,n_l+1}^* \leq C_{l,n_l}^* \leq C_{l-1}^*. \quad (16)$$

Similarly, we can increase the number of nodes by a step  $\Delta$  and then construct

$$\mathbf{W}_{l,n_l+\Delta} = \begin{bmatrix} \mathbf{W}_{l,n_l} \\ \mathbf{R} \end{bmatrix}, \quad (17)$$

where  $\mathbf{R} \in \mathbb{R}^{\Delta \times n_{l-1}}$  is a random instance based matrix. We have  $C_{l,n_l+\Delta}^* \leq C_{l,n_l+1}^* \leq C_{l,n_l}^* \leq C_{l-1}^*$ . We can draw components of  $\mathbf{r}$  or  $\mathbf{R}$  from iid Gaussian distribution or uniform distribution.

**Remark 1.** The structure of  $\mathbf{W}_{l,n_l}$  matrix for  $2Q \leq n_l \leq n_{max}$  follows a recursive relation as follows

$$\mathbf{W}_{l,n_l} = \begin{bmatrix} \mathbf{W}_{l,n_l-1} \\ \mathbf{r} \end{bmatrix} = \begin{bmatrix} \mathbf{V}_Q \mathbf{O}_{l-1}^* \\ \mathbf{R}' \end{bmatrix} \quad (18)$$

where  $\mathbf{R}' \in \mathbb{R}^{(n_l-2Q) \times n_{l-1}}$  is an instance of random matrix.

**Remark 2.** The matrix  $\mathbf{R}'$  in (18) can have a convolutional structure. In that case, we first choose a random instance of row vector and then form  $\mathbf{R}'$  matrix as a circulant matrix from the row vector. Further, in lieu of random matrix instance  $\mathbf{R}'$ , it is possible to use row vectors from popular fixed transforms, such as discrete cosine transform (DCT), Wavelets, etc. The row vectors also can be impulse response of filters derived from filter banks, such as time-frequency analysis motivated filter banks, Gabor filters, visually and auditory response motivated filter banks, etc.

The prospect of fixed transforms or convolutional structure or impulse response of filter banks to construct the  $\mathbf{R}'$  part in an weight matrix is not investigated in this article. We continue with the use of random instance, shown in (18). Using appropriate notations in (18), the weight matrix for the  $l$ 'th layer is written as

$$\mathbf{W}_l = \begin{bmatrix} \mathbf{V}_Q \mathbf{O}_{l-1}^* \\ \mathbf{R}_l \end{bmatrix} \in \mathbb{R}^{n_l \times n_{l-1}}, \quad (19)$$

where  $\mathbf{R}_l \in \mathbb{R}^{(n_l-2Q) \times n_{l-1}}$  is the instance of random matrix. The architecture of SSFN and its signal flow diagram are shown in Figure 1.

While we used a random matrix instance as a part of an weight matrix, it is possible to learn (re-optimize) the full weight matrices for all the existing layers when we add a new node or a layer. The learning can be done using a gradient search. That will lead to an optimized system till the latest addition takes place. For every latest addition, we can re-optimize all the existing weight matrices. We did not pursue this re-optimization for every new addition of a node or a set of  $\Delta$  nodes or a layer, as this re-optimization approach requires a significant computational resource.

## 2.6 Advantage of using random instance in weight matrix and sequential learning

The number of parameters is increasing as we add layers and nodes in SSFN. Weight matrix for  $l$ 'th layer has the size  $n_l \times n_{l-1}$ . The total number of (scalar) parameters in the weight matrices for an  $L$ -layer feed-forward neural network is  $\sum_{l=1}^L (n_{l-1} n_l)$ . For SSFN, the structure of an weight matrix is shown in (18) and we are learning a part of it. The optimized part is  $\mathbf{O}_{l-1}^*$  of size  $Q \times n_{l-1}$ . Therefore, we are learning  $\sum_{l=1}^L (Q n_{l-1}) = Q \sum_{l=1}^L n_{l-1}$  parameters in total. Assuming  $Q \ll n_l$ , we have a significantly lower number of parameters to learn compared to the total number of parameters  $\sum_{l=1}^L (n_{l-1} n_l)$ . We can hope that this aspect of 'learning a low number of parameters' brings an inherent regularization effect in SSFN.

We now discuss the advantage of sequential learning for increase in size of SSFN against possible methods that do not follow a sequential learning approach. Example of a possible method can be as follows. We could have started with a large size network and prune nodes and layers. Let us first consider pruning of layers. We start with a deepest network comprising of  $L_{max}$  layers. Assume that the deepest network is already optimized using back propagation. Then we remove the last layer of the deepest network, optimize the cost function for the pruned network and check improvement of the cost due to the reduction of model complexity. The improvement can be tested on a validation

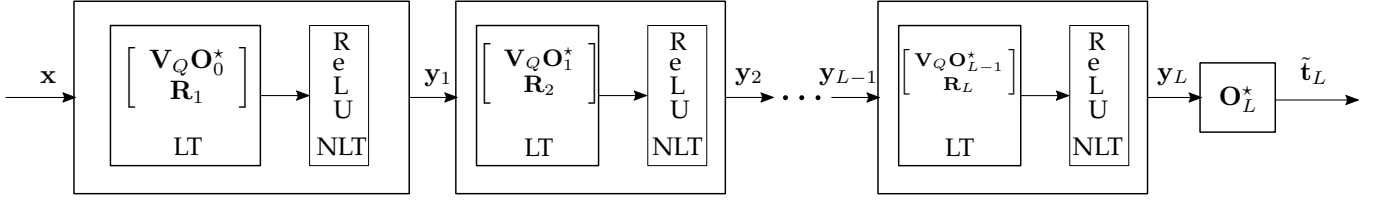


Fig. 1: The architecture of a multi-layer SSFN with  $L$  layers and its signal flow diagram. LT stands for *linear transform* (weight matrix) and NLT stands for *non-linear transform* (activation function). We use ReLU activation function.

dataset. If the improvement is reasonable then we continue similarly to prune the current last layer. Next, we consider pruning of nodes. Pruning of nodes can be realized using a sparsity penalty on rows of an weight matrix and then combine the penalty in the cost optimization, for example, use of  $\ell_1$ -norm based penalty. Another example for pruning can be based on computation of statistical variance of signals in nodes. Low variance nodes can be pruned to achieve an appropriate network size. Pruning also can be done for those nodes that do not lead to a significant change in the optimized cost. In this case nodes of a layer can be ordered according to their influence on the cost and then pruned.

The above mentioned methods in the previous paragraph that do not follow sequential learning, require high computation. We start with a large size network that is already optimized. Optimization of a large size network is computationally demanding. Further, re-optimization in each step of pruning is also computationally demanding, and may be practically a daunting task. Our sequential learning approach is computationally simple.

## 2.7 Low complexity convex optimization

For the  $l$ 'th layer, we need to solve the optimization problem (14). While the optimization problem is convex, a practical problem is computational complexity for a large amount of training data and high-dimensional feature vector, that means if  $J$  and  $n_l$  are large. Therefore, computationally simple solutions are in need. The optimization problem can be solved in two ways. For the first case, the constrained form (14) can be handled using a computationally simple convex optimization method called alternating-direction-method-of-multipliers (ADMM) [46]. For the second case, an unconstrained Lagrangian form can be handled using a regularized least-squares (Tikonov regularization).

We first discuss the second case where we handle the unconstrained Lagrangian form of (14), shown below

$$\arg \min_{\mathbf{O}_l} \left\{ \frac{1}{J} \sum_{j=1}^J \|\mathbf{t}^{(j)} - \mathbf{O}_l \mathbf{y}_l^{(j)}\|^2 + \lambda_l \|\mathbf{O}_l\|_F^2 \right\}. \quad (20)$$

Here  $\lambda_l$  is a regularization parameter. The above Tikonov regularization has a closed form solution. The parameter  $\epsilon'$  in the optimization problem (14) and the parameter  $\lambda_l$  have an intrinsic relation. If  $\epsilon'$  increases then  $\lambda_l$  typically decreases. While we have apriori knowledge to set  $\epsilon' = \alpha 2Q$ , we do not know how to set the value of  $\lambda_l$ . A typical approach for the choice of  $\lambda_l$  is cross-validation. Cross validation is computationally intensive. Instead a simple approach can be as follows. We start with a small  $\lambda_l$  and

solve Tikonov regularization in series for a fixed increment of  $\lambda_l$  as a grid search. We stop the grid search when we see a saturation in decreasing trend of cost with the constraint  $\|\mathbf{O}_l\|_F^2 \leq \epsilon' = \alpha 2Q$ . While grid search is a simple approach, the problem is that it requires to solve Tikonov regularization several times. This might be a problem for a large amount of training data.

Next we address the optimization problem (14) directly using ADMM. ADMM is an iterative algorithm, more familiar in the parlance of distributed convex optimization [46]. Apart from computational complexity, the use of ADMM can handle a distributed solution, for example, if the full training dataset is not in a single place, but distributed in several processing units. This leads to easy parallelism across multiple processors in computers. To use ADMM, let us define new matrices  $\mathbf{T} = [\mathbf{t}^{(1)}, \mathbf{t}^{(2)}, \dots, \mathbf{t}^{(J)}]$  and  $\mathbf{Y}_l = [\mathbf{y}_l^{(1)}, \mathbf{y}_l^{(2)}, \dots, \mathbf{y}_l^{(J)}]$ . We rewrite the optimization problem (14) in the following constrained form

$$\min_{\mathbf{O}_l} \|\mathbf{T} - \mathbf{O}_l \mathbf{Y}_l\|_F^2 \quad \text{such that} \quad \|\mathbf{O}_l\|_F \leq \epsilon_\alpha, \quad (21)$$

where  $\epsilon_\alpha \triangleq (\alpha 2Q)^{\frac{1}{2}}$ . To solve the above problem using ADMM, we consider the following equivalent form of (21):

$$\min_{\mathbf{O}, \mathbf{Q}} \|\mathbf{T} - \mathbf{OY}\|_F^2 \quad \text{s.t.} \quad \|\mathbf{Q}\|_F \leq \epsilon_\alpha, \quad \mathbf{Q} = \mathbf{O}, \quad (22)$$

where we drop the subscript  $l$  for notational clarity. Then, the ADMM iterations for solving the optimization problem would be as follows

$$\begin{cases} \mathbf{O}(k+1) = \arg \min_{\mathbf{O}} \|\mathbf{T} - \mathbf{OY}\|_F^2 + \frac{1}{\mu} \|\mathbf{Q}(k) - \mathbf{O} + \mathbf{\Lambda}(k)\|_F^2 \\ \mathbf{Q}(k+1) = \arg \min_{\mathbf{Q}} \|\mathbf{Q} - \mathbf{O}(k+1) + \mathbf{\Lambda}(k)\|_F^2 \quad \text{s.t.} \quad \|\mathbf{Q}\|_F \leq \epsilon_\alpha \\ \mathbf{\Lambda}(k+1) = \mathbf{\Lambda}(k) + \mathbf{Q}(k+1) - \mathbf{O}(k+1) \end{cases} \quad (23)$$

where  $k$  denotes iteration index of ADMM,  $\mu > 0$  controls convergence rate of ADMM, and  $\mathbf{\Lambda}$  stands for a Lagrange multiplier matrix. Noting that the two subproblems in (23) have closed-form solutions, the ADMM steps are

$$\begin{cases} \mathbf{O}(k+1) = (\mathbf{T}\mathbf{Y}^T + \frac{1}{\mu}(\mathbf{Q}(k) + \mathbf{\Lambda}(k)) \cdot (\mathbf{Y}\mathbf{Y}^T + \frac{1}{\mu}\mathbf{I})^{-1} \\ \mathbf{Q}(k+1) = \mathcal{P}_{\mathcal{C}_q}(\mathbf{O}(k+1) - \mathbf{\Lambda}(k)) \\ \mathbf{\Lambda}(k+1) = \mathbf{\Lambda}(k) + \mathbf{Q}(k+1) - \mathbf{O}(k+1), \end{cases} \quad (24)$$

in which,  $\mathcal{C}_q \triangleq \{\mathbf{Q} \in \mathbb{R}^{Q \times n} : \|\mathbf{Q}\|_F \leq \epsilon_\alpha\}$ , and  $\mathcal{P}_{\mathcal{C}_q}$  performs projection onto  $\mathcal{C}_q$ . The projection in (24) has a closed-form solution, shown below

$$\mathcal{P}_{\mathcal{C}_q}(\mathbf{Q}) = \begin{cases} \mathbf{Q} \cdot \left( \frac{\epsilon_\alpha}{\|\mathbf{Q}\|_F} \right) & : \|\mathbf{Q}\|_F > \epsilon_\alpha \\ \mathbf{Q} & : \text{otherwise.} \end{cases} \quad (25)$$



As initial conditions for iterations, we set  $\mathbf{Q}_0$  and  $\mathbf{\Lambda}_0$  as zero matrices. The parameters to choose are  $\mu$  and an upper limit on iterations denoted by  $k_{max}$ . The choice of  $\mu$  has a high influence on the convergence rate of ADMM and the final solution. The parameter  $\mu$  is chosen by hand-tuning. Note that the matrix inversion in (24) is independent of the iterations, and as such it can be precomputed to save computations. In case of a training data limited scenario, when  $\mathbf{Y}$  is a tall matrix, we can invoke the Woodbury matrix identity to take the inverse of  $\mathbf{Y}^T \mathbf{Y}$  instead of  $\mathbf{Y} \mathbf{Y}^T$ .

## 2.8 SSFN learning algorithm and further optimization

In the SSFN construction, we add layers one-by-one and nodes per layer in a step-wise manner. Construction of SSFN is shown in algorithm 1. In the algorithm, for the first layer  $l = 1$ , we have the parameter  $\mathbf{O}_0^*$  to construct the weight matrix  $\mathbf{W}_1$ . How to have an appropriate  $\mathbf{O}_0^*$ ? For the 0'th layer we have  $\mathbf{y}_0 = \mathbf{x}$ , and we set the parameter  $\mathbf{O}_0^*$  using a regularized least-squares (Tikonov regularization), as follows

$$\arg \min_{\mathbf{O}_0} \frac{1}{J} \sum_{j=1}^J \|\mathbf{t}^{(j)} - \mathbf{O}_0 \mathbf{y}_0^{(j)}\|^2 + \lambda_0 \|\mathbf{O}_0\|_F^2. \quad (26)$$

We use cross-validation to set  $\lambda_0$ . Therefore, SSFN is expected to perform better than the regularized least-squares. The  $\{\mathbf{O}_l^*\}_{l=1}^L$  matrices are learned by solving (14) using ADMM. ADMM has two parameters  $\mu$  and  $k_{max}$  to set.

In the SSFN, we set  $L_{max}$ ,  $n_{max}$  and  $\alpha$ . Then we set  $\Delta$  as the number of nodes that we increase at a step for each layer. We use two more parameters  $\eta_{node}$  and  $\eta_{layer}$  for the stopping criteria. We stop increase in node for the  $l$ 'th later if  $\frac{C_{n_l}^* - C_{n_l - \Delta}^*}{C_{n_l - \Delta}^*} < \eta_{node}$ , that means when the cost shows a saturation trend. Similarly we stop increase in layer if  $\frac{C_l^* - C_{l-1}^*}{C_{l-1}^*} < \eta_{layer}$ . There is a practical step in the SSFN algorithm. For every layer, we normalize the subvector  $\mathbf{R}' \mathbf{y}_{l-1}$  to unit  $\ell_2$ -norm as  $\frac{\mathbf{R}' \mathbf{y}_{l-1}}{\|\mathbf{R}' \mathbf{y}_{l-1}\|}$ . This normalization step helps to arrest energy increase of signal flow through the successive layers of SSFN.

Once the process of increase in size of SSFN is over, we have a network structure of SSFN and its size. The SSFN has weight matrices  $\{\mathbf{W}_l\}_{l=1}^L$  and the output matrix  $\mathbf{O}_L$  at the  $L$ 'th layer. We then can re-optimize the weight matrices and the output matrix of SSFN using a gradient search for further optimization. We used a backpropagation algorithm from TensorFlow for optimization and learning of the parameters. The optimizer we use for backpropagation is called ADAM [47]. In ADAM, the learning rate of gradient search is found using a combination of hand tuning and cross-validation. Backpropagation is computationally complex. We call this backpropagation optimized SSFN as bSSFN. This bSSFN is expected to perform better than SSFN.

## 3 EXPERIMENTAL EVALUATIONS

### 3.1 Experimental setups

#### 3.1.1 Datasets

Table 1 shows the eight datasets that we use for experimental evaluations. These datasets are chosen due to their

### Algorithm 1 : Algorithm for construction of SSFN

Input:

- 1: Training dataset  $\mathcal{D} = \{(\mathbf{x}^{(j)}, \mathbf{t}^{(j)})\}_{j=1}^J$
- 2: Parameters to set:
  - (a)  $L_{max}$  (Maximum number of layers)
  - (b)  $n_{max} \geq 2Q$  (Maximum number of nodes in a layer)
  - (c)  $\alpha \geq 1$  (Parameter in (14))
  - (d)  $\Delta$  (Numbers of nodes to increase in a step)
  - (e)  $\mu$  and  $k_{max}$  (Parameters in ADMM)
  - (f)  $\eta_{node}$  and  $\eta_{layer}$  (Stopping thresholds)

Regularized least-squares:

- 1:  $\mathbf{y}_0^{(j)} = \mathbf{x}^{(j)}$
- 2: Solve (26) to find  $\mathbf{O}_0^*$  (Cross-validation for  $\lambda_0$ )

Initialization:

- 1:  $l = 0$  (Index for  $l$ 'th layer)

Estimating number of nodes and layers:

- 1: **repeat**
- 2:  $l \leftarrow l + 1$  (Increase in layers)
- 3:  $n_l = 2Q$  (Minimum number of nodes for all layers)
- 4: **repeat**
- 5:  $n_l \leftarrow n_l + \Delta$  (Increase in nodes)
- 6: Construct  $\mathbf{W}_{l, n_l}$  according to (17) and (18)
- 7: Find feature  $\mathbf{y}_{l, n_l}^{(j)}$  (For  $n_l$  nodes)
- 8: Solve (14) to find  $\mathbf{O}_{l, n_l}^*$  (using ADMM)
- 9: **until**  $\frac{C_{n_l}^* - C_{n_l - \Delta}^*}{C_{n_l - \Delta}^*} < \eta_{node}$  and  $n_l > n_{max}$
- 10:  $\mathbf{O}_l^* \leftarrow \mathbf{O}_{l, n_l}^*, C_l^* \leftarrow C_{n_l}^*$
- 11: **until**  $\frac{C_l^* - C_{l-1}^*}{C_{l-1}^*} < \eta_{layer}$  and  $l > L_{max}$

Output:

- 1: Number of layers  $L = l$  and number of nodes  $\{n_l\}_{l=1}^L$
- 2: Weight matrices  $\{\mathbf{W}_l\}_{l=1}^L$

TABLE 1: Dataset for multi-class classification

Dataset	Number of train data	Number of test data	Input dimension ( $P$ )	Number of classes ( $Q$ )	Random Partition
Vowel	528	462	10	11	No
Satimage	4435	2000	36	6	No
Caltech101	6000	3000	3000	102	Yes
Letter	13333	6667	16	26	Yes
NORB	24300	24300	2048	5	No
Shuttle	43500	14500	9	7	No
MNIST	60000	10000	784	10	No
CIFAR-10	50000	10000	3072	10	No

diversity in signals, popularity in literature and level of complexity for tasks. The 'vowel' dataset is for vowel recognition task (a speech recognition application) and all other seven datasets are for image object classification task. We test both speech recognition and image classification due to task diversity. In the Table 1, we show number of training data samples, number of test data samples, input signal dimension ( $P$ ), number of classes ( $Q$ ), and a column identifier as 'random partition'. For a few datasets, the input signal dimension  $P$  is small, say for the vowel dataset and letter dataset. We choose such datasets to accommodate low resolution data/features. Note that the number of training samples varies significantly across the datasets. For six datasets, we have access to the predefined training and test datasets. Caltech101 and Letter datasets do not have

TABLE 2: Classification accuracy of SSFN

Dataset	Regularized LS	SSFN			
	Accuracy	Accuracy	$\lambda_0$	$\mu$	Other parameters
Vowel	28.1	$60.2 \pm 2.4$	$10^2$	$10^3$	$k_{max} = 100$ $\alpha = 2$ $n_{max} - 2Q = 1000$ $\eta_{node} = 0.005$ $\eta_{layer} = 0.1$ $L_{max} = 20$ $\Delta = 50$
Satimage	68.1	$89.9 \pm 0.5$	$10^6$	$10^5$	
Caltech101	66.3	$76.1 \pm 0.8$	5	$10^{-2}$	
Letter	55.0	$95.7 \pm 0.2$	$10^{-5}$	$10^4$	
NORB	80.4	$86.1 \pm 0.2$	$10^2$	$10^2$	
Shuttle	89.2	$99.8 \pm 0.1$	$10^5$	$10^4$	
MNIST	85.3	$95.7 \pm 0.1$	1	$10^5$	
CIFAR-10	40.3	$47.3 \pm 0.2$	$10^8$	$10^3$	

predefined training and test datasets. For the Caltech101 and Letter datasets, we create training and test datasets using random sampling from the full dataset. We mark the identifier ‘random partition’ as ‘yes’ for these two datasets. In the case of Caltech101 dataset, we use 3000-dimensional feature vectors suggested in [37] for the proposed methods and image signals directly for evaluating a competitor method. Caltech101 dataset has images with varying pixel size. All images are downsampled to  $128 \times 128$  pixel size for the competitor method. As we focus on classification, the target vector  $\mathbf{t}$  is a  $Q$ -dimensional categorical variable. Following a standard practice, we decide the class that corresponds to the coordinate of the highest amplitude scalar component of the predicted target vector  $\tilde{\mathbf{t}}$ .

### 3.1.2 Software and hardware

We use Matlab and Python for programming. We use a laptop and two servers for the hardware support. The laptop is used for SSFN. A server is used for back propagation based optimization in bSSFN. The laptop uses 2.6 GHz processor and 16 GB RAM, and the server uses multi-processors and 256 GB RAM. We trained and tested convolutional neural networks (CNN) for comparison. CNN is trained using a GPU enabled server. We used the Keras CNN example for implementation<sup>1</sup>. For back propagation in bSSFN, we used ADAM [47] from TensorFlow. SSFN training time is in the order of ten minutes using the laptop. Back propagation in bSSFN requires hours in the server. CNN training also took hours in the GPU enabled server.

### 3.1.3 Reproducible research

Matlab and Python codes are available in <https://sites.google.com/site/saikatchatt/> and [www.ee.kth.se/reproducible/](http://www.ee.kth.se/reproducible/).

## 3.2 Experimental results

We begin with our first experiment to verify the hypothesis that SSFN can estimate its own size and the size of SSFN varies significantly across datasets. In this experiment, we first report the classification accuracy of SSFN for the eight datasets in Table 2. In the table, performance of the regularized least-squares (LS) is reported for baseline comparison. SSFN architecture starts with regularized LS in its first layer and then grows to a multi-layer structure. All the design parameters of SSFN are also shown in Table 2. The parameter

TABLE 3: Size of SSFN for the four datasets and four Monte Carlo simulations

Dataset	Arrangement of nodes across layers	Accuracy
Vowel	272-222-222-372-322-372-372-522-1022-922-72	59.50
	272-172-322-272-322-322-472-572-722-1022-72	62.34
	322-222-272-272-322-322-372-422-522-1022-72	62.55
	272-222-222-272-322-322-372-422-522-1022-72	59.74
Caltech101	1204-604-454-404-504-454-454	73.83
	1204-604-404-404-504-454-454	73.31
	1204-654-454-454-454-454-404	73.67
	1204-604-454-404-454-454-454	73.26
Letter	952-1052-1052-652-1052-302-1002-252	95.70
	1052-1052-1052-702-1052-202	95.40
	952-1052-1052-852-652-1052-252	95.52
	1002-1052-1052-752-902-502-952-252	95.43
MNIST	1020-170-770-120	95.55
	1020-170-870-70	95.78
	1020-170-820-120	95.54
	1020-220-870-120	95.75

$\lambda_0$  is common to both the SSFN and the regularized LS. The choice of  $\mu$  influences convergence of ADMM in SSFN. Note that, for this experiment, all the other design parameters of SSFN are deliberately kept same for all the eight datasets. We did not tune them. We use random matrix instances in SSFN and hence, show average performance over 50 Monte Carlo simulations. The standard deviation of accuracy for the Monte Carlo simulations is also reported in the table with the notation ‘ $\pm$ ’. In comparison with the regularized LS, SSFN provides significant performance improvement.

We now discuss on size of SSFN. The size of SSFN for four datasets is shown in Table 3. For each of the four datasets, we show the size for four Monte Carlo simulations. Suppose we consider MNIST dataset. In Table 3, the entry ‘1020-170-770-120’ means that the SSFN has four layers, and the number of nodes for the first, second, third and fourth layer is 1020, 170, 770 and 120, respectively. Pictorial visualization of SSFN size for 50 Monte Carlo simulations and all the eight datasets is shown in Figure 2. It is interesting to observe how the size varies across datasets and across Monte Carlo simulations for a dataset. For example, let us consider the Vowel dataset where the number of nodes  $n_l$  for the  $l$ ’th layer slowly increases with the layer number  $l$ , and then suddenly decreases. For the Letter and MNIST datasets, the number of nodes  $n_l$  shows an increase-and-decrease trend, almost alternatively with respect to the layer number  $l$ . An arrangement of high-low-high number of nodes in consecutive layers reminds us the use of an autoencoding principle in literature. Figure 2 confirms the hypothesis that the SSFN can estimate its own size and the size varies significantly across datasets.

Our second hypothesis is that the classification accuracy improves with the increase in size of SSFN. This is in line with the success of deep neural networks where use of many layers is in practice. SSFN starts with the regularized LS and then grows its size with addition of nodes and layers. The accuracy improvement for all the eight datasets is shown in Figure 3. We plot accuracy versus number of nodes  $\sum_{l'=1}^l (n_{l'} - 2Q)$ . The number of nodes  $\sum_{l'=1}^l (n_{l'} - 2Q)$  is associated with the random instance parts of weight

1. Available at: [https://keras.io/examples/cifar10\\_cnn/](https://keras.io/examples/cifar10_cnn/)



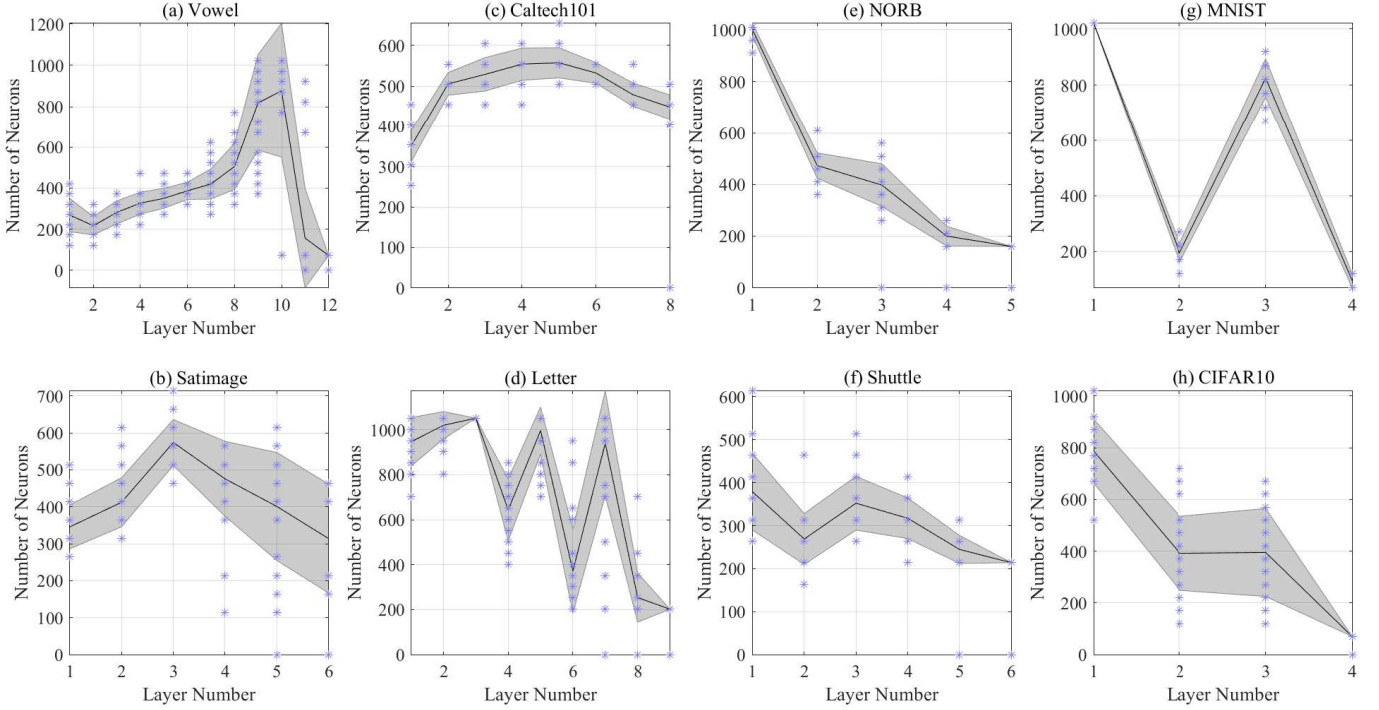


Fig. 2: Number of nodes (neurons) per layer versus the layer number in SSFN. A ‘blue star’ mark denotes an instance of number of nodes at a layer. The instance corresponds to an SSFN instance due to the use of random matrix instances in weight matrices. The solid line and shaded region illustrate the mean and the standard deviation of the number of neurons per layer for Monte Carlo simulations, respectively. If the number of nodes is equal to zero, then, there is no layer for the corresponding SSFN instance. Using the Monte Carlo simulations, the average number of layers in SSFN for Vowel, Satimage, Caltech101, Letter, NORB, Shuttle, MNIST, and CIFAR10 datasets are found to be 10.9, 4.8, 7.3, 7.9, 3.4, 4.5, 4, and 3.6, respectively. We get fractional numbers, such as 10.9 layers, due to computing average number of layers across Monte Carlo simulations. The figure shows that the size of SSFN varies significantly across the eight datasets.

matrices. This number of nodes represents the increase in size of SSFN. In the Figure 3, we show accuracy for training set and test set for each of the eight datasets. For all the eight datasets, we observe that the training accuracy improves with increase in size of SSFN. The testing accuracy significantly improves for some datasets, but not for all the datasets. Therefore the experimental results validate the hypothesis partially. The experiment shows interesting results on generalization gap. Generalization gap is the difference between a training performance and the test performance. We see that the improvement in accuracy and the trend in generalization gap vary across datasets. The generalization gap is small for some datasets and large for the other datasets. This observation on varying generalization gap relates the efficiency of regularization in SSFN with statistics of a dataset. It raises the important question: how does the proposed regularization address overfitting. The regularization is found to have limitations depending on statistics of a dataset. At this point, we do not have a clear understanding on the relation between statistics of a dataset and trend in SSFN generalization performance.

In the third experiment we see the effects of hand tuning for the parameters of SSFN. We tune the number of random instance based nodes ( $n_{max} - 2Q$ ), the stopping parameter  $\eta_{layer}$  and the step  $\Delta$  for increase in number of

nodes. The other parameters remain same as in Table 2. Hand tuning is an art of design. It is driven by intuition and trial-and-error. We show performance of hand-tuned SSFN (hSSFN) in Table 4 and observe that the hand tuning provides better performance than the SSFN for all the eight datasets. The effect of hand tuning is found to be significant for some datasets, for example, MNIST dataset.

So far we explored SSFN as a sequential learning in a forward manner. Our final experiment considers back-propagation for further improvement of SSFN, and compare with state-of-the-art performances. The results are shown in Table 5. Here ‘state-of-the-art’ means the best performance mentioned in the literature for the eight datasets that we used for our experimental simulations. References of the methods providing the state-of-the-art performances are shown in the table. We did not implement and verify the methods that provide state-of-the performances. Instead we quote results from the references shown in the table. We also include performance of convolutional neural network (CNN) for the three datasets - Caltech101, MNIST, and CIFAR-10. These three datasets have image signals that are suitable in size for CNN implementation. The CNN code uses the following consecutive steps: 2D convolution, ReLU, 2D convolution, ReLU, 2D max-pooling, dropout, 2D convolution, ReLU, 2D convolution, ReLU, 2D max-

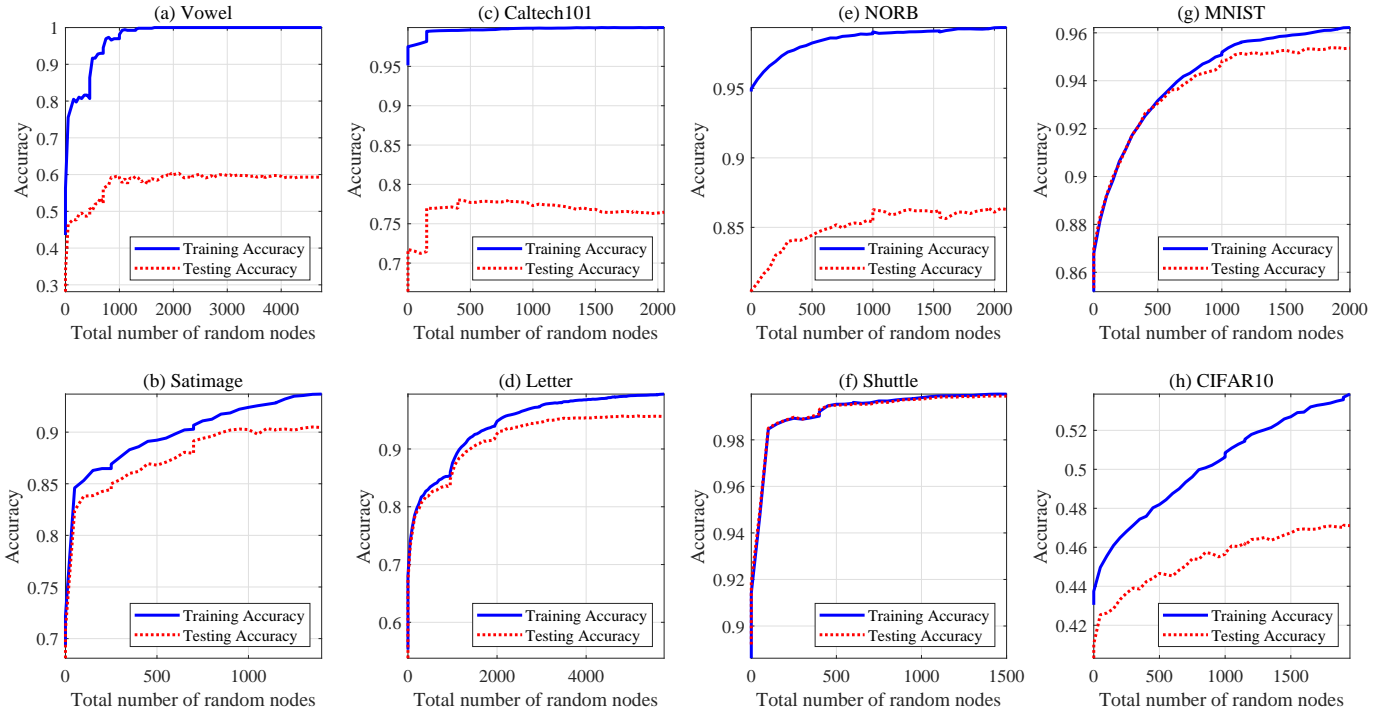


Fig. 3: Training and testing accuracy against size of SSFN. The size of an  $l$ -layer SSFN is represented by the total number of random matrix instance based nodes, counted as  $\sum_{l'=1}^l (n_{l'} - 2Q)$ . Plots are shown for all the eight datasets.

TABLE 4: Classification performance for SSFN and hand-tuned SSFN (hSSFN)

Dataset	Accuracy SSFN	Accuracy hSSFN	Parameters of hSSFN (set using trial-and-error)								
			$\lambda_0$	$\mu$	$k_{max}$	$\alpha$	$n_{max} - 2Q$	$\eta_{node}$	$\eta_{layer}$	$L_{max}$	$\Delta$
Vowel	$60.2 \pm 2.4$	$63.3 \pm 1.5$	$10^2$	$10^3$	100	2	4000	0.005	0.05	20	500
Satimage	$89.9 \pm 0.5$	$90.8 \pm 0.3$	$10^6$	$10^5$	100	2	4000	0.005	0.15	20	500
Caltech101	$76.1 \pm 0.8$	$77.5 \pm 0.7$	5	$10^{-2}$	100	3	20	0.005	0.15	20	5
Letter	$95.7 \pm 0.2$	$97.1 \pm 0.3$	$10^{-5}$	$10^4$	100	2	4000	0.005	0.25	20	500
NORB	$86.1 \pm 0.2$	$87.8 \pm 0.3$	$10^2$	$10^2$	100	2	4000	0.005	0.15	20	500
Shuttle	$99.8 \pm 0.1$	$99.9 \pm 0.1$	$10^5$	$10^4$	100	2	4000	0.005	0.05	20	500
MNIST	$95.7 \pm 0.1$	$98.0 \pm 0.1$	1	$10^5$	100	2	4000	0.005	0.15	20	500
CIFAR-10	$47.3 \pm 0.2$	$51.4 \pm 0.2$	$10^8$	$10^3$	100	2	4000	0.005	0.15	20	500

pooling, dropout, dense, ReLU, dropout, dense, and finally softmax. The CNN signal flow structure is same for the three datasets. Parameters of the CNN for each of the three datasets are learned using RMS prop with 30 epochs<sup>2</sup>. In the Table 5, we consider back propagation for optimization of weight matrices in SSFN that explores dependence between successive layers of SSFN. This is referred to as backpropagation optimized SSFN (bSSFN), discussed in the last paragraph of section 2.8. Weight matrices of SSFN are used as initialization in bSSFN. The learning rate of gradient search in back propagation is chosen using cross validation. Backpropagation requires a significantly higher computation than the SSFN. Backpropagation for many instances of SSFN requires a considerable simulation time. Therefore we show result for one instance of SSFN for every dataset and the corresponding instance of bSSFN in the table. We do

not try to show performance for the good instances in the table as this is subjected to a careful selection procedure. We mention that SSFN has a low complexity, requiring training time around order of ten minutes in the laptop. On the other hand, backpropagation requires hours in our server with multi-processors. We do not consider hSSFN and further optimization of hSSFN using backpropagation in the Table 5 as hand-tuning remains as an art. Note that hSSFN performance is significantly better than SSFN for some datasets, for example, MNIST (see Table 4). In Table 5, comparing with state-of-the-art performances, we find that SSFN and bSSFN provide a reasonable performance for seven datasets, but they are unable to compete with state-of-the-art for CIFAR-10 dataset. It remains a question why the SSFN does not provide a good performance for CIFAR-10 dataset! We are yet to understand the relation between statistics of a dataset and performance of SSFN. At this point, we mention that we did not use various preprocessing methods

<sup>2</sup> RMSprop is an optimization method available at: <http://www.cs.toronto.edu/~tijmen/csc321>

TABLE 5: Comparison of classification performances for SSFN, back propagation based SSFN (bSSFN), state-of-the-art methods in the literature and CNN

Dataset	SSFN (one instance)	bSSFN (one instance)	state-of-the-art (reference)	CNN
Vowel	61.17	61.17	64.94 [49]	-
Satimage	89.92	90.08	90.90 [50]	-
Caltech101	75.30	75.33	78.50 [51]	45.77
Letter	95.52	95.65	95.82 [49]	-
NORB	85.81	88.71	89.20 [52]	-
Shuttle	99.82	99.90	99.91 [53]	-
MNIST	95.55	97.61	99.79 [54]	99.33
CIFAR-10	47.21	49.85	98.52 [48]	75.34

on a training dataset for performance improvement. For example, the work of [48] uses efficient data augmentation methods. We did not use any data augmentation method for performance improvement as our main interest is restricted to estimating size of the feedforward neural network SSFN. Investigation on data augmentation is out of scope of this work. Finally we comment on SSFN performance in comparison with CNN. The CNN signal flow structure is found to be good for the MNIST and CIFAR-10 datasets. The same CNN signal flow structure is not found very competitive for Caltech101 dataset. For a dataset, CNN requires hand tuning for its signal flow structure design followed by size selection. Structure selection for CNN considers appropriate use and judicious juxtaposition of convolutional layer, ReLU function, max pooling layer, fully connected layer, softmax, etc. Note that, in the case of Caltech101 dataset, we have used the 3000-dimensional feature vectors suggested in [37] for SSFN and bSSFN; the CNN directly uses image signals with appropriate downsampling to  $128 \times 128$  pixel size. The results for Caltech101 dataset show the importance of feature design using domain knowledge. On the other hand, the success of CNN for MNIST and CIFAR-10 datasets can be partially attributed to the convolutional structure in weight matrices as linear transform, max pooling operation in nonlinear transform design and dropout for regularization. A future work for improvement of SSFN is to explore the application of different signal transforms used in CNN. For example, we may explore use of convolutional filter. A convolution filter is associated with a circulant matrix. Therefore, to construct  $\mathbf{W}_l$ , we may explore in future use of (structured) circulant matrix instead of (unstructured) random instance based matrix  $\mathbf{R}_l$  (see (19)).

## 4 CONCLUSIONS AND FUTURE STUDIES

We conclude that it is possible to design an algorithm such that a feed-forward neural network can estimate its own size in a computationally efficient manner. The proposed layer-wise sequential learning strategy helps to utilize advantage of convex optimization in addition with analytical form of regularization coefficients. Classification performance of the proposed self size-estimating feed-forward network (SSFN) is reasonable compared to the state-of-the-art results for the seven datasets among eight datasets that we tested. The size of SSFN varies significantly across the eight datasets. The (unknown) statistics of a training dataset has an important role for estimating the size of SSFN.

Future studies include finding limitations of SSFN and mitigating the limitations for further improvement. We have already witnessed a limited performance for CIFAR-10 dataset. The reason for the limited performance is yet to be understood. For further performance improvement, we will explore additional structures in feed-forward signal flow, for example, residual connections. Then it will be interesting to use structured weight matrix instead of random instance, such as use of convolutional filters, restricted Boltzman machine (RBM) induced matrices, different transforms such as DCT and Wavelet matrices. Additional use of nonlinear max-pooling operation and softmax operation also can be investigated. Further, a future work is to test the use of leaky ReLU and generalized ReLU activation functions.

## 5 ACKNOWLEDGMENT

We acknowledge support of our KTH colleague Dong Liu for CNN performance evaluation and critical remarks.

## REFERENCES

- [1] A. Graves, M. Liwicki, S. Fernandez, R. Bertolami, H. Bunke, and J. Schmidhuber, "A novel connectionist system for unconstrained handwriting recognition," *IEEE Transactions on Pattern Analysis and Machine Intelligence*, vol. 31, no. 5, pp. 855–868, May 2009.
- [2] Y. Bengio, A. Courville, and P. Vincent, "Representation learning: A review and new perspectives," *IEEE Transactions on Pattern Analysis and Machine Intelligence*, vol. 35, no. 8, pp. 1798–1828, Aug 2013.
- [3] S. Ji, W. Xu, M. Yang, and K. Yu, "3d convolutional neural networks for human action recognition," *IEEE Transactions on Pattern Analysis and Machine Intelligence*, vol. 35, no. 1, pp. 221–231, Jan 2013.
- [4] M. Sundermeyer, H. Ney, and R. Schlter, "From feedforward to recurrent lstm neural networks for language modeling," *IEEE/ACM Transactions on Audio, Speech, and Language Processing*, vol. 23, no. 3, pp. 517–529, March 2015.
- [5] G. Bebis and M. Georgiopoulos, "Feed-forward neural networks," *IEEE Potentials*, vol. 13, no. 4, pp. 27–31, Oct 1994.
- [6] D. Ellis and N. Morgan, "Size matters: an empirical study of neural network training for large vocabulary continuous speech recognition," in *1999 IEEE International Conference on Acoustics, Speech, and Signal Processing. Proceedings. ICASSP99 (Cat. No.99CH36258)*, vol. 2, Mar 1999, pp. 1013–1016 vol.2.
- [7] S. E. Fahlman and C. Lebiere, *The cascade-correlation learning architecture*. Advances in neural information processing systems 2, 1990.
- [8] R. Lengell and T. Denux, "Training mlps layer by layer using an objective function for internal representations," *Neural Networks*, vol. 9, no. 1, pp. 83 – 97, 1996. [Online]. Available: <http://www.sciencedirect.com/science/article/pii/0893608095000968>
- [9] Y. Bengio, A. Courville, and P. Vincent, "Representation learning: A review and new perspectives," *IEEE transactions on pattern analysis and machine intelligence*, vol. 35, no. 8, pp. 1798–1828, 2013.
- [10] Y. LeCun, Y. Bengio, and G. Hinton, "Deep learning," *Nature*, vol. 521, no. 7553, pp. 436–444, 2015.
- [11] Y. Bengio et al., "Learning deep architectures for ai," *Foundations and trends® in Machine Learning*, vol. 2, no. 1, pp. –127, 2009.
- [12] I. Goodfellow, Y. Bengio, and A. Courville, *Deep Learning*. MIT Press, 2016.
- [13] A. Krizhevsky, I. Sutskever, and G. E. Hinton, "Imagenet classification with deep convolutional neural networks," in *Advances in Neural Information Processing Systems 25*, F. Pereira, C. J. C. Burges, L. Bottou, and K. Q. Weinberger, Eds., 2012, pp. 1097–1105.
- [14] K. He, X. Zhang, S. Ren, and J. Sun, "Deep residual learning for image recognition," in *2016 IEEE Conference on Computer Vision and Pattern Recognition (CVPR)*, June 2016, pp. 770–778.
- [15] T. Mikolov, M. Karafit, L. Burget, J. Cernock, and S. Khudanpur, "Recurrent neural network based language model," in *INTER-SPEECH 2010*, vol. 2, 01 2010, pp. 1045–1048.



- [16] G. Hinton, S. Osindero, and Y. Teh, "A fast learning algorithm for deep belief nets," *Neural Computation*, vol. 18, no. 7, pp. 1527–1554, 2006.
- [17] Y. Bengio, P. Lamblin, D. Popovici, and H. Larochelle, "Greedy layer-wise training of deep networks," in *Advances in Neural Information Processing Systems* 19, B. Schölkopf, J. C. Platt, and T. Hoffman, Eds. MIT Press, 2007, pp. 153–160. [Online]. Available: <http://papers.nips.cc/paper/3048-greedy-layer-wise-training-of-deep-networks>
- [18] A. G. Ivakhnenko, "Polynomial theory of complex systems," *IEEE Transactions on Systems, Man, and Cybernetics*, vol. SMC-1, no. 4, pp. 364–378, 1971.
- [19] Y. Bengio, P. Lamblin, D. Popovici, H. Larochelle et al., "Greedy layer-wise training of deep networks," *Advances in neural information processing systems*, vol. 19, p. 153, 2007.
- [20] M. Kulkarni and S. Karande, "Layer-wise training of deep networks using kernel similarity," *arXiv preprint*, 2017, [Available Online] <https://arxiv.org/abs/1703.07115>.
- [21] C. Hettinger, T. Christensen, B. Ehlert, J. Humpherys, T. Jarvis, and S. Wade, "Forward thinking: Building and training neural networks one layer at a time," *arXiv preprint*, 2017, [Available Online] <https://arxiv.org/abs/1706.02480>.
- [22] J. Larsen and L. K. Hansen, "Generalization performance of regularized neural network models," in *Proceedings of IEEE Workshop on Neural Networks for Signal Processing*, Sep 1994, pp. 42–51.
- [23] S. J. Nowlan and G. E. Hinton, "Simplifying neural networks by soft weight-sharing," *Neural Computation*, vol. 4, no. 4, pp. 473–493, July 1992.
- [24] N. Srivastava, G. Hinton, A. Krizhevsky, I. Sutskever, and R. Salakhutdinov, "Dropout: A simple way to prevent neural networks from overfitting," *Journal of Machine Learning Research*, vol. 15, pp. 1929–1958, 2014.
- [25] G.-B. Huang, Q.-Y. Zhu, and C.-K. Siew, "Extreme learning machine: Theory and applications," *Neurocomputing*, vol. 70, no. 1–3, pp. 489–501, 2006.
- [26] G.-B. Huang, "What are extreme learning machines? filling the gap between frank rosenblatt's dream and john von neumann's puzzle," *Cognitive Computation*, vol. 7, no. 3, pp. 263–278, Jun 2015.
- [27] W. Schmidt, M. Kraaijveld, and R. Duin, "Feed forward neural networks with random weights," in *Proc. 11th IAPR Int Conf Vol. II, B: Pattern Recognition Methodology and Systems*, 1992.
- [28] Y.-H. Pao, G.-H. Park, and D. J. Sobajic, "Learning and generalization characteristics of the random vector functional-link net," *Neurocomputing*, vol. 6, no. 2, pp. 163 – 180, 1994.
- [29] B. Igel'nik and Y.-H. Pao, "Stochastic choice of basis functions in adaptive function approximation and the functional-link net," *IEEE Transactions on Neural Networks*, vol. 6, no. 6, pp. 1320–1329, Nov 1995.
- [30] J. Lu, J. Zhao, and F. Cao, "Extended feed forward neural networks with random weights for face recognition," *Neurocomputing*, vol. 136, pp. 96 – 102, 2014.
- [31] A. Rahimi and B. Recht, "Weighted sums of random kitchen sinks: Replacing minimization with randomization in learning," in *Advances in Neural Information Processing Systems* 21, D. Koller, D. Schuurmans, Y. Bengio, and L. Bottou, Eds., 2009, pp. 1313–1320.
- [32] Q. Le, T. Sarlos, and A. Smola, "Fastfood - approximating kernel expansions in loglinear time," in *30th International Conference on Machine Learning (ICML)*, 2013.
- [33] D. Donoho, "Compressed sensing," *Information Theory, IEEE Transactions on*, vol. 52, no. 4, pp. 1289 –1306, april 2006.
- [34] E. Candes and M. Wakin, "An introduction to compressive sampling," *IEEE Signal Proc. Magazine*, vol. 25, pp. 21–30, march 2008.
- [35] M. Vehkaperä, Y. Kabashima, and S. Chatterjee, "Analysis of regularized ls reconstruction and random matrix ensembles in compressed sensing," *IEEE Transactions on Information Theory*, vol. 62, no. 4, pp. 2100–2124, April 2016.
- [36] J. Wright, A. Yang, A. Ganesh, S. Sastry, and M. Yi, "Robust face recognition via sparse representation," *Pattern Analysis and Machine Intelligence, IEEE Transactions on*, vol. 31, no. 2, pp. 210 –227, feb. 2009.
- [37] Z. Jiang, Z. Lin, and L. S. Davis, "Label consistent k-svd: Learning a discriminative dictionary for recognition," *IEEE Transactions on Pattern Analysis and Machine Intelligence*, vol. 35, no. 11, pp. 2651–2664, Nov 2013.
- [38] P. Todd, "Evolutionary methods for connectionist architectures." *Psychology Dept., Stanford University, unpublished Manuscript*, 1988.
- [39] F. Miller, P. Todd, and S. Hegde, "Designing neural networks using genetic algorithms," in *Proceedings of the third international conference on Genetic algorithms*, 1989, pp. 379–384.
- [40] H. Kitano, *Designing neural networks using genetic algorithms with graph generation system*. Complex systems, 1990.
- [41] B. Zoph and Q. V. Le, "Neural architecture search with reinforcement learning," in *International Conference on Learning Representations*, 2017.
- [42] H. W. Mendoza, A. Klein, M. Feurer, J. T. Springenberg, and F. Hutter, "Towards automatically-tuned neural networks," in *Proceedings of the Workshop on Automatic Machine Learning*, 2016, pp. 58–65.
- [43] G. Dikov, P. van der Smagt, and J. Bayer, "Bayesian learning of neural network architectures," 2019. [Online]. Available: <https://arxiv.org/abs/1901.04436>
- [44] T. Elsken, J. H. Metzen, and F. Hutter, "Neural architecture search: A survey," 2018. [Online]. Available: <https://arxiv.org/abs/1808.05377>
- [45] A. L. Maas, A. Y. Hannun, and A. Y. Ng, "Rectifier nonlinearities improve neural network acoustic models," in *Proc. ICML*, vol. 30, 2013.
- [46] S. Boyd, N. Parikh, E. Chu, B. Peleato, and J. Eckstein, "Distributed optimization and statistical learning via the alternating direction method of multipliers," *Foundations and Trends in Machine Learning*, vol. 3, no. 1, pp. 1–122, 2011.
- [47] D. P. Kingma and J. Ba, "Adam: A method for stochastic optimization," in *Proceedings of the 3rd International Conference on Learning Representations (ICLR)*, 2015.
- [48] D. M. V. V. Q. V. L. Ekin D. Cubuk, Barret Zoph, "Autoaugment: Learning augmentation policies from data," *arXiv preprint*, 2018, [Available Online] <https://arxiv.org/abs/1805.09501>.
- [49] J. Tang, C. Deng, and G. Huang, "Extreme learning machine for multilayer perceptron," *IEEE Transactions on Neural Networks and Learning Systems*, vol. 27, no. 4, pp. 809–821, April 2016.
- [50] Z. Jiang, Z. Lin, and L. S. Davis, "Label consistent k-svd: Learning a discriminative dictionary for recognition," *IEEE Transactions on Pattern Analysis and Machine Intelligence*, vol. 35, no. 11, pp. 2651–2664, 2013.
- [51] C. Kanan and G. Cottrell, "Robust classification of objects, faces, and flowers using natural image statistics," in *2010 IEEE Computer Society Conference on Computer Vision and Pattern Recognition*, June 2010, pp. 2472–2479.
- [52] R. Salakhutdinov and G. Hinton, "Deep boltzmann machines," in *Proceedings of the Twelfth International Conference on Artificial Intelligence and Statistics*, ser. Proceedings of Machine Learning Research, D. van Dyk and M. Welling, Eds., vol. 5. Hilton Clearwater Beach Resort, Clearwater Beach, Florida USA: PMLR, 16–18 Apr 2009, pp. 448–455. [Online]. Available: <http://proceedings.mlr.press/v5/salakhutdinov09a.html>
- [53] G. Huang, H. Zhou, X. Ding, and R. Zhang, "Extreme learning machine for regression and multiclass classification," *IEEE Transactions on Systems, Man, and Cybernetics, Part B (Cybernetics)*, vol. 42, no. 2, pp. 513–529, April 2012.
- [54] L. Wan, M. Zeiler, S. Zhang, Y. L. Cun, and R. Fergus, "Regularization of neural networks using dropconnect," in *Proceedings of the 30th International Conference on Machine Learning*, ser. Proceedings of Machine Learning Research, S. Dasgupta and D. McAllester, Eds., vol. 28, no. 3. Atlanta, Georgia, USA: PMLR, 17–19 Jun 2013, pp. 1058–1066. [Online]. Available: <http://proceedings.mlr.press/v28/wan13.html>