

Two-Stroke Relaxation Oscillators

Samuel Jelbart & Martin Wechselberger
School of Mathematics & Statistics, University of Sydney,
Camperdown, NSW 2006, Australia

September 28, 2022

Abstract

Two-stroke relaxation oscillations consist of two distinct phases per cycle – one slow and one fast – which distinguishes them from the well-known van der Pol-type ‘four-stroke’ relaxation oscillations. These type of oscillations can be found in singular perturbation problems in *non-standard form* where the slow-fast timescale splitting is not necessarily reflected in a slow-fast variable splitting. We provide a framework for the application of geometric singular perturbation theory to problems of this kind, and apply it to prove the existence, uniqueness and stability of the observed relaxation oscillations. The analysis of such two-stroke oscillations is motivated by applications which arise in the dynamics of nonlinear transistors, and models for mechanical oscillators with friction.

1 Introduction

The term *relaxation oscillation* was coined by Balthasar van der Pol in the 1920s [1, 2] to distinguish nonlinear from harmonic oscillations observed in electronic circuits. He also derived a prototypical mathematical model, the now well-known *van der Pol (vdP) oscillator model*,

$$\ddot{x} + r_{vdP}(x)\dot{x} + x = 0 \quad (1.1)$$

with nonlinear (dimensionless) differential ‘resistance’

$$r_{vdP}(x) = \mu(x^2 - 1), \quad (1.2)$$

where $\mu \geq 0$ denotes the main (dimensionless) system parameter that measures the ratio of the two characteristic timescales of the electronic circuit model under study. The overdot denotes differentiation with respect to (dimensionless) time τ . This oscillator model can be recast as a dynamical system (in Liénard form),

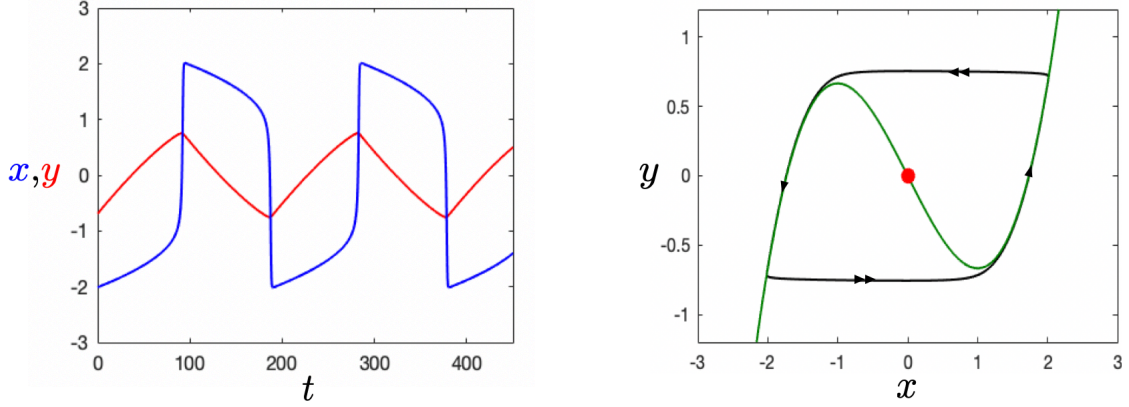
$$\begin{aligned} \dot{y} &= -x, \\ \dot{x} &= y - R_{vdP}(x), \end{aligned} \quad (1.3)$$

with

$$R_{vdP}(x) = \mu \left(\frac{x^3}{3} - x \right), \quad (1.4)$$

i.e. $R'_{vdP}(x) = r_{vdP}(x)$. The function $R_{vdP}(x)$ denotes the (non-linear) *characteristic* of the oscillator model which takes the form of a cubic.

Remark 1.1. The *current-voltage (I-V) characteristic* (1.4) derives from the presence of a tunnel diode (an active, non-linear element). The requirement that the characteristic has negative slope $R'_{vdP}(x) = r_{vdP}(x) < 0$ in parts of the phase space, here for $|x| < 1$, gives rise to an effective negative resistance $r_{vdP}(x)$ that allows energy to be pumped back (relaxed) into the system which is necessary for oscillatory behaviour.



(a) Time traces.

(b) Phase space and limit cycle.

Figure 1.1: Four-stroke relaxation oscillation in the vdP oscillator model (1.5) with $\epsilon = 10^{-2}$.

We are interested in the relaxation case $\mu \gg 1$ of the vdP oscillator model (1.3) and define a new (dimensionless) variable $y = \bar{y}/\mu$, change to a new (fast) timescale $dt = \mu d\tau$, and set $\epsilon := 1/\mu^2 \ll 1$ to obtain

$$\begin{aligned} x' &= y + x - \frac{x^3}{3}, \\ y' &= -\epsilon x, \end{aligned} \tag{1.5}$$

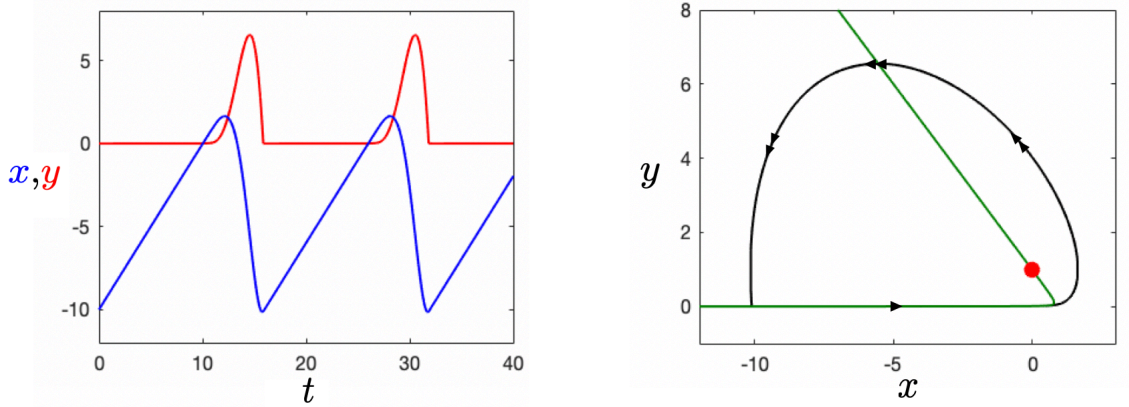
where the dash notation denotes differentiation with respect to the new (fast) time t . Figure 1.1 shows the typical vdP relaxation oscillator time traces of system (1.5) as well as the associated limit cycle and S-shaped characteristic in phase space. In particular, we notice that the time trace $x(t)$ is characterised by alternations between two slow and two fast motions over the course of a single relaxation cycle ('slow-fast-slow-fast') while the time trace $y(t)$ is uniformly slow. This is the hallmark of vdP-type relaxation oscillations, and the phase space representation shown in Figure 1.1b reveals a necessary hysteresis loop explaining the four distinct phases of the limit cycle.

From a dynamical systems point of view, system (1.5) represents a singular perturbation problem in standard form

$$\begin{aligned} x' &= f(x, y, \epsilon), \\ y' &= \epsilon g(x, y, \epsilon), \end{aligned} \tag{1.6}$$

where the variable y is considered slow relative to the fast variable x , which is a consequence of the order of magnitude difference in the right hand sides of (1.6) caused by the singular perturbation parameter $\epsilon \ll 1$. The mathematical theory for such singular perturbation problems is well established and a wealth of results for such standard (vdP-type) relaxation oscillators have been derived with a variety of mathematical tools; we refer the reader to the book by Kuehn [3] and the many references therein.

In the 1960s Le Corbeiller [4], motivated by the study of electronic oscillators, termed the vdP-type oscillations '*four-stroke*' by reference to the four distinct phases undergone in the relaxation cycle, in order to distinguish these oscillations from '*two-stroke*' oscillations, which consist of only two distinct phases per cycle. Such two-stroke oscillations arise not only in the context of electronic oscillators, but also in mechanical oscillators with friction [5, 6, 7, 8, 9, 10],



(a) Time trace.

(b) Phase space.

Figure 1.2: Two-stroke oscillation in (1.8) with $\epsilon = 10^{-2}$.

models of the trade cycle in economics [11], aircraft-ground dynamics [12, 13], discontinuous plastic deformation in metals [14] and cell-signalling models [15]. We refer to Section 2 where we review some of these two-stroke oscillator models.

Firstly, let us introduce a representative two-stroke oscillator model (in dimensionless form)

$$x'' + \left(\frac{\epsilon}{1 - x'} - x' \right) + x = 0, \quad 0 < \epsilon \ll 1, \quad (1.7)$$

which we recast as a dynamical system

$$\begin{aligned} x' &= 1 - y, \\ y' &= x - 1 + y + \frac{\epsilon}{y}. \end{aligned} \quad (1.8)$$

Figure 1.2a shows the observed two-stroke oscillations in the time trace of $y(t)$, i.e. the limit cycle consists of two distinct phases: a ‘static’ and a ‘dynamic’ phase. The distinct phases can be recognised as segments in phase space relative to the characteristic (y -nullcline)

$$R_{ts}(y) = 1 - y - \frac{\epsilon}{y}, \quad (1.9)$$

with the static phase comprising the part of the limit cycle which follows closely the part of the characteristic which asymptotes along $y = 0$, and the dynamic phase comprising the part of the limit cycle which is ‘off’ the characteristic (or crosses it); see Figure 1.2. It is the ϵ -dependent rational term ϵ/y that causes this distinct two-stroke behaviour. This term does not represent a uniformly small perturbation throughout phase space, which distinguishes this model from standard perturbation problems such as the vdp-type four-stroke oscillator models.

While Figure 1.2 mimics a slow-fast problem in phase space by following the characteristic for a distinct part of the two-stroke oscillations, the corresponding time trace shown in Figure 1.2a does not resemble an appreciable separation of timescales, i.e. the static and dynamic phase evolve on comparable timescales. The underlying ‘relaxation’ structure in this two-stroke model (1.8) is revealed via a phase-space dependent time transformation, a *desingularisation*,

$$dt = y d\bar{t} \quad (1.10)$$

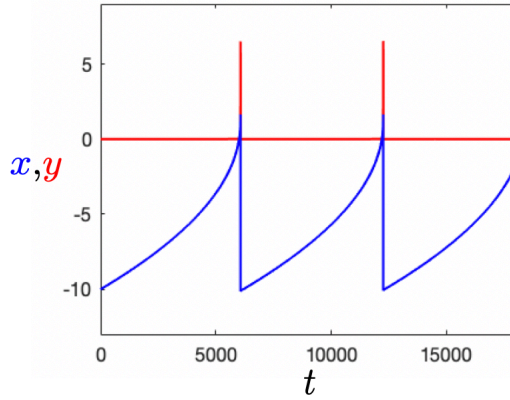


Figure 1.3: Two-stroke relaxation oscillation in (1.11); compare with Figure 1.2a.

which gives

$$\begin{aligned} x' &= (1 - y)y, \\ y' &= (x - 1 + y)y + \epsilon, \end{aligned} \quad (1.11)$$

where with a slight abuse of notation the dash refers now to differentiation with respect to the new time \bar{t} . System (1.11) is equivalent to system (1.8) for $y > 0$ (and up to a change of orientation for $y < 0$).¹ Importantly, we have obtained a polynomial vector field in (1.11) including a uniformly small perturbation term, and this system produces now *relaxation-type* two-stroke oscillations as shown in Figure 1.3, i.e. the static and dynamic phase of the two-stroke oscillator can now be clearly identified as slow and fast segments in the corresponding time traces. Hence, the desingularisation (1.10) has allowed us to extract a singular perturbation problem in the form of a slow-fast system which preserves the dynamical properties of the original two-stroke oscillator (1.7).

We emphasise that the singular perturbation problem (1.11) is *not* given in the standard form (1.6). While we can clearly distinguish slow and fast motions, there is no distinction between slow and fast variables in this model, i.e. both time traces shown in Figure 1.3 consist of slow and fast segments. System (1.11) is part of a more general class of singular perturbation problems,

$$\begin{pmatrix} x' \\ y' \end{pmatrix} = \begin{pmatrix} N_1(x, y) \\ N_2(x, y) \end{pmatrix} f(x, y) + \epsilon \begin{pmatrix} G_1(x, y, \epsilon) \\ G_2(x, y, \epsilon) \end{pmatrix}, \quad (1.12)$$

with the specific choice of

$$\begin{pmatrix} N_1(x, y) \\ N_2(x, y) \end{pmatrix} = \begin{pmatrix} 1 - y \\ x - 1 + y \end{pmatrix}, \quad f(x, y) = y, \quad \begin{pmatrix} G_1(x, y, \epsilon) \\ G_2(x, y, \epsilon) \end{pmatrix} = \begin{pmatrix} 0 \\ 1 \end{pmatrix}, \quad (1.13)$$

for system (1.11). The main aim of this article is to consider this more general class of singular perturbation problems (1.12) and provide a GSPT framework for which a (global) separation of slow and fast variables is not required. This will allow us to prove existence, uniqueness and stability results for a class of two-stroke relaxation oscillations, in a manner conceptually analogous to the derivation of similar results in vdP-type oscillators; see, e.g., [16]. In fact,

¹Equivalence is a basic topological concept that is very useful to resolve dynamics near certain types of singularities such as poles of rational functions.

there is no need to deal with standard form problems (1.6). As pointed out by Fenichel in his seminal work on GSPT [17], a global standard ‘*form is not natural, however, because it depends on the choice of special coordinates*’, and he clearly explains how to deal with a more general form. The general GSPT framework we present here goes beyond Fenichel’s work and deals also with *loss of normal hyperbolicity*, a necessary ingredient for two-stroke (or any relaxation-type) oscillations.

Remark 1.2. In the context of quasi steady-state reduction (QSSR) techniques commonly used in chemical reaction systems, Goeke & Walcher [18] provide a general framework that applies to systems (1.12) in the normally hyperbolic case as outlined by Fenichel. Kaleda [19] shows the first results on two-stroke oscillations with a focus on the bifurcation of a slow-fast separatrix loop. Kosiuk & Szmolyan [20] studied a (three-dimensional) embryonic cell cycle model (called the *mitotic oscillator*) with GSPT techniques. Their model is similar to the general form (1.12) but the observed oscillations are more complex and not of *two-stroke* type.

The manuscript is structured as follows. In Section 2 we motivate our study by introducing examples of two-stroke oscillations arising in models for transistor oscillations and mechanical oscillations with friction, and show how they can be appropriately phrased as singular perturbation problems in the general form (1.12). In Section 3 we develop a framework for the application of GSPT to the more general class of singular perturbation problems (1.12). In particular, we present classic results from standard GSPT in the more general framework. In Section 4 we define minimal assumptions on singular perturbation problems in the general form (1.12) that enable two-stroke relaxation oscillations, and prove existence, uniqueness and stability results. Section 5 collects and contrasts dynamic features associated with two- and four-stroke relaxation oscillations, and we discuss possible transitions between two and four-stroke relaxation oscillations. We also discuss the onset of two-stroke oscillations in a mechanical oscillator. Finally, in Section 6 we outline further work and conclude.

2 Two-stroke oscillators in applications

We motivate our work by providing examples of two-stroke oscillators which we draw from the study of nonlinear transistor oscillators and mechanical oscillators with friction.

2.1 An electronic two-stroke oscillator model

In [21], the author uses the *Ebers-Moll* large-signal approximation to show that a class of nonlinear transistor oscillators including tuned-collector, tuned-base, and Hartley transistor oscillators, can be described by a Lord-Rayleigh type equation

$$\ddot{x} + r_{em}(\dot{x}) + x = 0, \quad (2.1)$$

where x denotes (dimensionless) ‘current’. Equation (2.1) can be recast as a dynamical system

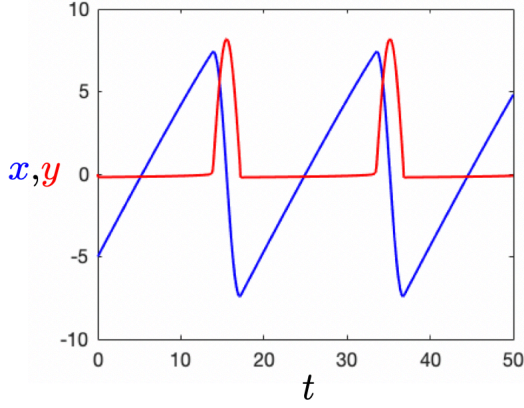
$$\begin{aligned} \dot{x} &= -\bar{y}, \\ \dot{\bar{y}} &= x - \bar{R}_{em}(\bar{y}), \end{aligned} \quad (2.2)$$

with nonlinear characteristic

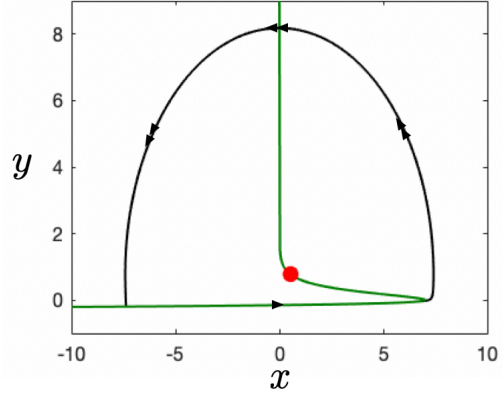
$$\bar{R}_{em}(\bar{y}) = -r_{em}(-\bar{y}) = \mu e^{-a\bar{y}}(1 - \kappa e^{-b\bar{y}}), \quad (2.3)$$

where $\mu, \kappa, a, b > 0$ are positive constants, and we assume

$$\kappa < \frac{a}{a+b} < 1 \quad (2.4)$$



(a) Time trace.



(b) Phase space.

Figure 2.1: Two-stroke oscillation in an Ebers-Moll model for a nonlinear transistor (2.6), with parameter values $(\mu, \kappa, a, b) = (1, 10^{-2}, 4, 6)$.

is sufficiently small. This characteristic $\bar{R}_{em}(\bar{y})$ has a (unique) turning point at

$$(x_*, y_*) = \left(\mu \left(\frac{a}{(a+b)\kappa} \right)^{a/b} \left(\frac{b}{a+b} \right), -\frac{1}{b} \ln \left(\frac{a}{(a+b)\kappa} \right) \right), \quad (2.5)$$

where $y_* < 0$ due to (2.4). The characteristic approaches zero as $\bar{y} \rightarrow \infty$ and grows exponentially towards $-\infty$ for $\bar{y} < y_*$. We refer to [21] and the references therein for the derivation of (2.3) from the basic properties of the circuits being considered.

For later convenience, we make a coordinate change $\bar{y} = y + y_*$ which shifts the position of the turning point of the characteristic to the x -axis, i.e. we obtain

$$\begin{aligned} \dot{x} &= -y - y_*, \\ \dot{y} &= x - R_{em}(y). \end{aligned} \quad (2.6)$$

with characteristic

$$R_{em}(y) = x_* \left(\frac{a+b}{b} e^{-ay} - \frac{a}{b} e^{-(a+b)y} \right). \quad (2.7)$$

Figure 2.1a shows the observed two-stroke oscillations in system (2.6), i.e. the time trace $y(t)$ consists of a static and a dynamic phase. The corresponding phase portrait, Figure 2.1b, shows that the limit cycle follows closely the characteristic in the static phase while it is off the characteristic in the dynamic phase, i.e. it shows the same qualitative features of the two-stroke oscillator shown in Figure 1.2. The main (mathematical) difference between the part of the two characteristics (2.7) and (1.9) that determine the static phase of the limit cycle, is exponential growth versus unlimited growth due to a pole of a rational function. This observation motivates us to model and replace the exponential growth of the characteristic (2.7) for $y < 0$ by a rational term, and we define the following approximation

$$R_{em,\epsilon}(y) = x_* e^{-ay} - \frac{\epsilon}{y}, \quad (2.8)$$

where $0 < \epsilon \ll 1$ is a sufficiently small parameter. The rational term $-\epsilon/y$ approximates the lower branch near $y = 0$ while the exponential profile of the vertical asymptote is preserved by the $x_* e^{-ay}$ term; Figure 2.2 compares the two characteristics (2.7) and (2.8).

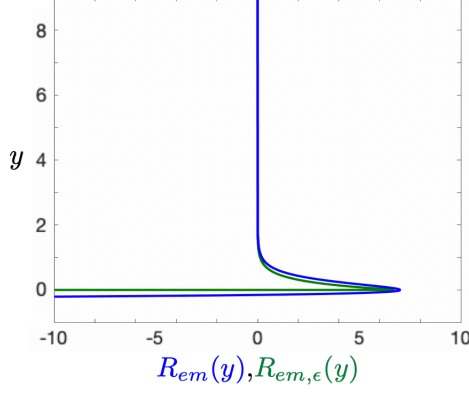
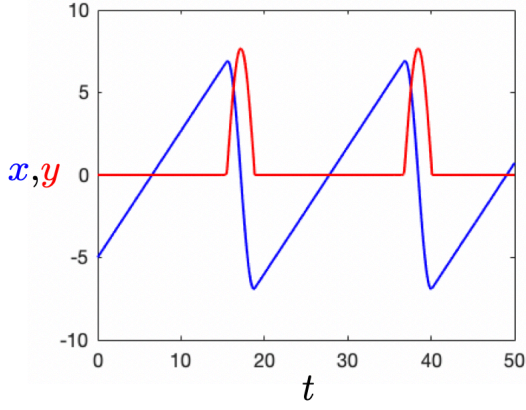
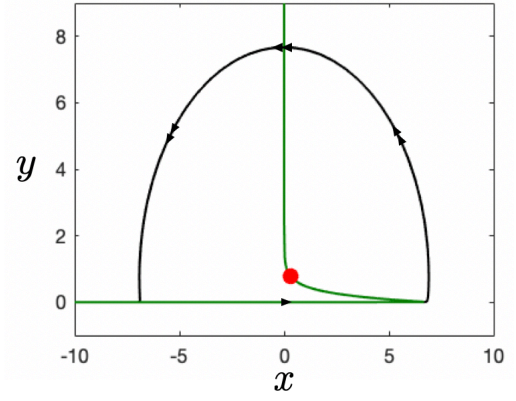


Figure 2.2: Comparison of the approximation (2.8) (green), and the actual characteristic (2.7) (blue). For the characteristic (2.7), the same parameter values as Figure 2.1 were used; note the turning point is located at $(x_*, 0)$. For the characteristic (2.8) we used $\epsilon = 10^{-3}$.



(a) Time trace.



(b) Phase space.

Figure 2.3: Two-stroke oscillation in system (2.10), for the same parameter values as Figure 2.1 and $\epsilon = 10^{-3}$; compare with Figure 2.1.

Remark 2.1. The characteristic (2.8) has two turning points for $\epsilon > 0$: one at $(x, y) \sim (x_*, 0)$, and the other at $(x, y) \sim (0, \hat{y})$, with $\hat{y} > 0$. Both characteristics (2.7) and (2.8) have a vertical asymptote along $x = 0$, though the asymptote is approached from the right in (2.7) and from the left in (2.8). These minor differences in the characteristics have no significant effect on the dynamics. For similar reasons, we also refrain from shifting the characteristic (2.8) slightly to the right to remove (unphysical, yet very small) negative values for $y > 0$.

The corresponding approximating system is given by

$$\begin{aligned} x' &= -y_* - y, \\ y' &= x - R_{em,\epsilon}(y), \end{aligned} \tag{2.9}$$

and the observed two-stroke oscillation and corresponding limit cycle are shown in Figure 2.3; compare with Figure 2.1.

In order to reveal the underlying relaxation structure, we make the same phase-space de-

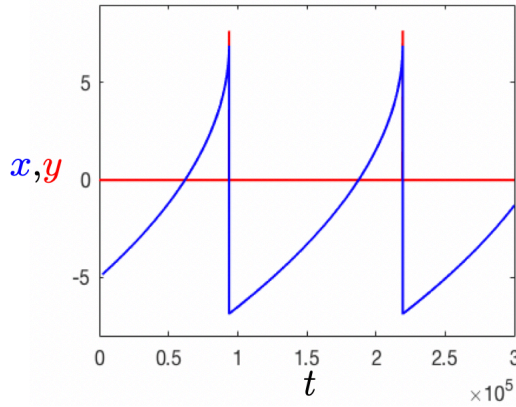


Figure 2.4: Two-stroke relaxation oscillation in (2.10) with the same parameters as Figure 2.1 and $\epsilon = 10^{-3}$. Compare with Figure 2.3a, and note the time-scale difference.

pendent time desingularisation $dt = y d\bar{t}$ as in (1.10), which leads to the system

$$\begin{aligned} x' &= -(y_* + y)y, \\ y' &= (x - x_* e^{-ay})y + \epsilon, \end{aligned} \quad (2.10)$$

where the dash notation now denotes differentiation with respect to \bar{t} . System (2.10) is equivalent to (2.9) on $\{y > 0\}$ (and up to a change of orientation on $\{y < 0\}$). The effect of the desingularisation (1.10) is that we observe relaxation-type two-stroke oscillations in system (2.10); see Figure 2.4. This system is in the general form of a singular perturbation problem (1.12) with

$$\begin{pmatrix} N_1(x, y) \\ N_2(x, y) \end{pmatrix} = \begin{pmatrix} -y_* - y \\ x - x_* e^{-ay} \end{pmatrix}, \quad f(x, y) = y, \quad \begin{pmatrix} G_1(x, y, \epsilon) \\ G_2(x, y, \epsilon) \end{pmatrix} = \begin{pmatrix} 0 \\ 1 \end{pmatrix}. \quad (2.11)$$

Section 3 will provide the GSPT tools for the analysis of the observed two-stroke relaxation oscillations.

2.2 A stick-slip oscillator model

Mechanical systems commonly exhibit two-stroke oscillations as a consequence of the so-called stick-slip phenomenon due to friction. The corresponding observations range from earthquake faulting or the sound of a violin, to the unwanted screeching of chalk on the chalk-board or sliding of machine parts (see [5] and references therein).

Many of the key dynamical features occurring in such complex mechanical systems with friction are captured by the simple spring-mass system shown in Figure 2.5, in which one considers a mass m on a conveyor moving with constant velocity v_0 , attached to a wall by a spring of stiffness k . For small displacements x , the mass moves with the conveyor. In this case, the relative velocity between mass and belt is $v_r = \dot{x} - v_0 = 0$. This is referred to as the ‘stick mode’, or ‘static phase’. As the mass moves with the belt, the restoring force of the spring increases linearly in accordance with Hooke’s law, and the mass starts to slip once this restoring force balances the maximum static friction: this is the ‘stick-slip transition’. Once slipping begins, we are in the ‘slip mode’ or ‘dynamic phase’. Finally, the spring counteracts the sliding motion until static friction takes hold again, and the process starts over.

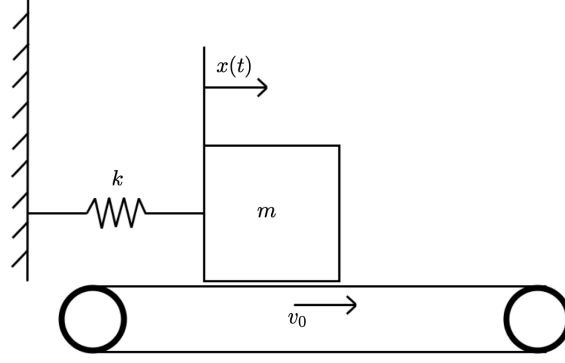


Figure 2.5: Schematic of a spring-mass oscillator.

This mechanical system is described by the following (dimensionless) equation of motion

$$\ddot{x} + F_f(v_r) + x = 0, \quad (2.12)$$

where x , t and $v_r = \dot{x} - v_0$ denote displacement, time and relative velocity, respectively. The stick-slip problem is usually modelled as a discontinuous system, with static and dynamic phases treated independently in accordance with

$$F_f(v_r) = \begin{cases} -x, & v_r = 0, \\ \text{sgn}(v_r)\mu(v_r), & v_r \neq 0, \end{cases} \quad (2.13)$$

where the function $\mu(v_r)$ denotes the *coefficient of friction*. The transition from stick to slip is determined by the *stiction law*, which asserts that the stick phase ($v_r = 0$) is maintained as long as

$$|F_f(0)| = |x| \leq \mu_s, \quad (2.14)$$

where μ_s denotes the maximal value of static friction capable of preventing the onset of the slipping motion. The function $\mu(v_r)$ defines the dynamic friction law, while the $\text{sgn}(v_r)$ term ensures that the force due to friction opposes the direction of relative motion. As is typical, we assume $\mu(v_r)$ is an even and strictly positive function, noting that in general the specific form depends on the application. It is crucial for the existence of oscillations that $F'_f(v_r) < 0$ for small $|v_r|$. This is known as the negative slope criterion in the stick-slip literature, and is observed in many applications exhibiting the so-called ‘Stribeck effect’ [5]. Following [10], we consider the two forms for $\mu(v_r)$ shown in Figure 2.6 as important examples:

- $\mu(v_r)$ decays exponentially toward a minimum value μ_m , as in Figure 2.6a. Such a dependence is typical for the case of dry friction between solid surfaces, and an appropriate form is suggested in [5] (see also [10]) as follows,

$$\mu(v_r) = \mu_m + (\mu_s - \mu_m)e^{-a|v_r|}, \quad (2.15)$$

where $a > 0$ is a fitting parameter which controls the slope of the characteristic.

- $\mu(v_r)$ is modelled as a polynomial function which decays initially towards a minimum value μ_m at relative velocity v_m , and increases for $|v_r| > v_m$, as in Figure 2.6b. This is suitable for systems exhibiting dry friction for small $|v_r|$, and liquid or ‘viscous’ friction for larger $|v_r|$. An appropriate form appears in, e.g. [22, 23, 9] (see also [24, 10]):

$$\mu(v_r) = \mu_s - \frac{3(\mu_s - \mu_m)}{2v_m}|v_r| + \frac{(\mu_s - \mu_m)}{2v_m^3}|v_r|^3. \quad (2.16)$$

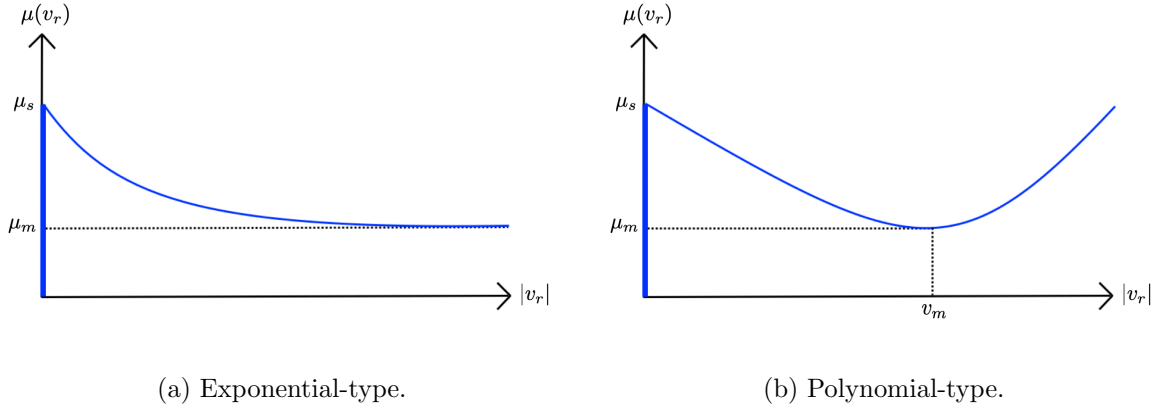


Figure 2.6: Friction-velocity curves for exponential and polynomial-type laws in (a) and (b) respectively. The thick line for $v_r = 0$, $\mu < \mu_s$ indicates the regime where the static friction dominates.

Remark 2.2. Note that positivity of $\mu(v_r)$ and the presence of the $\text{sgn}(v_r)$ term in (2.13) leads to a jump discontinuity at $v_r = 0$. This (discontinuous) modelling choice serves as an approximation of the real (smooth) mechanical system. Two-stroke cycles in such discontinuous models are obtained by phase space constructions in which segments from static and dynamic phases are concatenated, recalling that the transition from stick to slip is enforced when the threshold in (2.14) is reached; see e.g. [5, 8, 10, 24] and the references therein.

In the absence of external forcing, the velocity of the mass never exceeds the belt velocity, and so stick-slip oscillations occur only for $v_r \leq 0$ [9]. We intend to ‘smooth’ or ‘regularise’ the discontinuous dynamical system (2.12) in the domain relevant for our analysis, i.e for $v_r \leq 0$. This is achieved by replacing (2.13) with the ϵ -dependent characteristic

$$F_{f,\epsilon}(v_r) = \text{sgn}(v_r)\mu_\epsilon(v_r) = \text{sgn}(v_r)\left(\mu(v_r) - \frac{\epsilon}{|v_r|}\right), \quad 0 < \epsilon \ll 1. \quad (2.17)$$

This approximation effectively smooths out the corner at $(v_r, \mu(v_r)) = (0, \mu_s)$ and incorporates an asymptote along the line $v_r = 0$. Figure 2.7 shows that a sufficiently accurate approximation is obtained in the case of both polynomial and exponential-type characteristics. We emphasise that the regularisation in (2.17) is valid only for $v_r < 0$ (or $v_r > 0$). In fact, this smooth approximation leads to a ‘stick mode’ $v_r \approx 0$ since the asymptotic speed $v_r = 0$ cannot be reached for $0 < \epsilon \ll 1$.

We introduce a new variable $y = -v_r = v_0 - \dot{x}$ in the friction model (2.12) to obtain the following dynamical system,

$$\begin{aligned} \dot{x} &= v_0 - y, \\ \dot{y} &= x - \mu(y) + \frac{\epsilon}{y}, \end{aligned} \quad (2.18)$$

where we used the smooth approximation (2.17) of the friction characteristic (2.13) restricted to $v_r < 0$ (i.e. $y > 0$) together with the symmetry $\mu(y) = \mu(-y)$. Again, after making the same time desingularization $dt = y d\bar{t}$ as in (1.10) we obtain the system

$$\begin{aligned} x' &= (v_0 - y)y, \\ y' &= (x - \mu(y))y + \epsilon, \end{aligned} \quad (2.19)$$

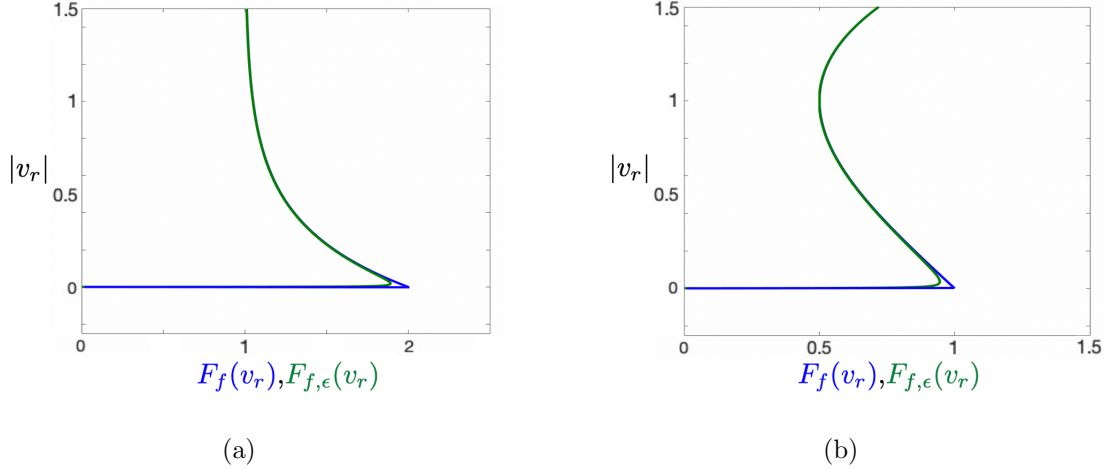


Figure 2.7: In (a): the characteristic (2.17) with (2.15) plotted against the exponential-type (piecewise) characteristic. Parameters: $(\epsilon, v_0, \mu_m, \mu_s, a) = (10^{-3}, 0.5, 1, 2, 3)$. In (b): the characteristic (2.17) with (2.16) plotted against the polynomial-type (piecewise) characteristic. Parameters: $(\epsilon, v_0, v_m, \mu_m, \mu_s) = (10^{-3}, 0.25, 1, 0.5, 1)$. In each case the original characteristic is plotted in blue, and the approximating characteristic in green. Note that $y = -v_r$.

where dash denotes differentiation with respect to the new time \bar{t} . System (2.19) is in the general form of a singularly perturbed system (1.12) with

$$N(x, y) = \begin{pmatrix} v_0 - y \\ x - \mu(y) \end{pmatrix}, \quad f(x, y) = y, \quad G(x, y, \epsilon) = \begin{pmatrix} 0 \\ 1 \end{pmatrix}, \quad (2.20)$$

and it is equivalent to system (2.18) in the relevant domain $y > 0$. With the specific choice of $\mu(v_r)$ given by (2.15) or (2.16) we observe two-stroke oscillations in (2.18), and these show up as two-stroke relaxation oscillations in the corresponding system (2.19). Figure 2.8 shows the time trace and corresponding relaxation cycle for the polynomial-type characteristic (2.16).

Remark 2.3. The exponential-type characteristic (2.15) has exactly the same features as the characteristic (2.8) describing two-stroke relaxation oscillation in the transistor oscillator model. Consequently, the time trace and corresponding relaxation cycle are similar to those in Figures 2.4 and 2.3b, respectively.

Remark 2.4. The dynamic friction coefficients (2.15) and (2.16) have a common linearisation near $v_r = 0$,

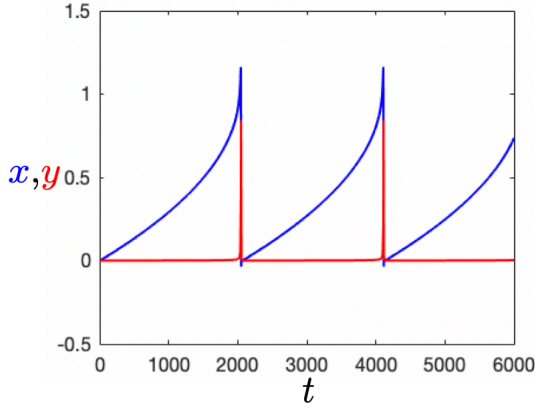
$$\mu(v_r) = a - b|v_r|,$$

with positive coefficients a, b . Since the representative model (1.11) is in the form (2.19) with

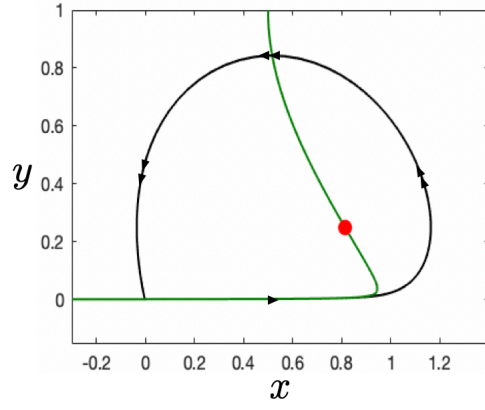
$$\mu(y) = 1 - y, \quad v_0 = 1, \quad (2.21)$$

it can be viewed as a local minimal ‘stick-slip’ model. More importantly, it serves as a mathematical ‘canonical’ model for two-stroke relaxation oscillations.

Remark 2.5. In Bossolini *et al* [6], the authors present a study of a forced stick-slip oscillator by means of regularisation and GSPT. Due to the external forcing of the spring-mass system, their regularisation is (necessarily) more complicated than a simple rational term as in (2.17) since it must hold for both positive and negative relative velocities v_r . Their regularisation leads to a (three-dimensional) singular perturbation problem, but it is in standard form (1.6).



(a) Time trace.



(b) Phase space.

Figure 2.8: Two-stroke relaxation oscillation in (2.19) with polynomial-type dynamic friction (2.16), with parameters identical to those in Figure 2.7b.

3 A general GSPT framework

We consider planar singular perturbation problems of the general form

$$z' = H(z; \epsilon) = N(z)f(z) + \epsilon G(z; \epsilon), \quad z \in \mathbb{R}^2, \quad 0 < \epsilon \ll 1, \quad (3.1)$$

where $N(z) = (N_1(z), N_2(z))^T$ and $G(z; \epsilon) = (G_1(z; \epsilon), G_2(z; \epsilon))^T$ are sufficiently smooth vector fields, $f : \mathbb{R}^2 \rightarrow \mathbb{R}$ is a sufficiently smooth function,² and the $'$ notation denotes differentiation with respect to (fast) time t . We will frequently denote variables componentwise by $z = (x, y)^T$. We also consider the equivalent problem on a slow timescale $\tau = \epsilon t$:

$$\dot{z} = \frac{1}{\epsilon} H(z; \epsilon) = \frac{1}{\epsilon} N(z)f(z) + G(z; \epsilon), \quad (3.2)$$

where the dot notation denotes differentiation with respect to (slow) time $\tau = \epsilon t$. Notice that (3.1) and (3.2) are equivalent for $\epsilon > 0$, but not in the limit $\epsilon \rightarrow 0$. In order to study systems of form (3.1) respectively (3.2), we require coordinate independent analogues for all the notions of standard GSPT [3, 25].

Remark 3.1. We emphasise that standard form problems (1.6) can always be written in the general form (3.1):

$$\begin{pmatrix} x' \\ y' \end{pmatrix} = \begin{pmatrix} f(x, y, \epsilon) \\ \epsilon g(x, y, \epsilon) \end{pmatrix} = \begin{pmatrix} 1 \\ 0 \end{pmatrix} f_0(x, y) + \epsilon \begin{pmatrix} f_R(x, y, \epsilon) \\ g(x, y, \epsilon) \end{pmatrix}, \quad (3.3)$$

where $f_0(x, y) = f(x, y, 0)$. In the remainder of this work, we refer to (3.3) when referring to problems in the ‘standard form’.

The converse, however, is not true. In particular, if the vector field N contains isolated singularities bounded away from the set $\{f = 0\}$ then (3.1) cannot be globally transformed into standard form (3.3). All our example systems, (1.11), (2.10) and (2.19), are of this kind.

²The zero level set $\{f = 0\}$ has to form a smooth one-dimensional manifold (see Remark 3.2).

3.1 Layer problem

Definition 3.1. (Layer problem). The system

$$z' = H(z, 0) = h(z) = N(z)f(z) \quad (3.4)$$

obtained from (3.1) in the singular limit $\epsilon \rightarrow 0$ is called the layer problem.

Assumption 3.1. The set of equilibria for the layer problem (3.4) takes the form of a disjoint union $S_0 = S \cup V_0$, where

$$S = \{z \in \mathbb{R}^2 | f(z) = 0\} \quad (3.5)$$

is a smooth one-dimensional critical manifold and

$$V_0 = \{z \in \mathbb{R}^2 | N(z) = (0, 0)^T\} \quad (3.6)$$

is the (possibly empty) set of isolated singularities of the vector field N .

Remark 3.2. The existence of a smooth critical manifold S (3.5) defines system (3.1) as a singular perturbation problem in the GSPT sense; see [17]. The assumption that V_0 is discrete simplifies the analysis without being too restrictive for our purposes.

The GSPT literature also deals with self-intersection of the critical ‘manifold’ S , i.e. it may not be a manifold in the strict sense. In this work, S is a manifold in the strict sense, i.e. $Df|_z$ is well defined and non-zero $\forall z \in S$.

Lemma 3.1. *Orbits of the layer problem (3.4) coincide with orbits of the auxiliary system $z' = N(z)$ on $\mathbb{R}^2 \setminus S$.*

Proof. These systems are equivalent via the time desingularization $dt = f(z)d\bar{t}$ modulo a reversal of orientation on $\{z \in \mathbb{R}^2 | f(z) < 0\}$. \square

Evaluating the Jacobian for system (3.4) along S gives

$$Dh|_S = NDf|_S = \begin{pmatrix} N_1 D_x f & N_1 D_y f \\ N_2 D_x f & N_2 D_y f \end{pmatrix} \Big|_S,$$

which has a single trivial eigenvalue $\lambda_0 = 0$ since $\det Dh|_S = 0$, and a single non-trivial eigenvalue given by

$$\lambda(z) = \text{Tr}(NDf|_S) = \langle Df, N \rangle|_S. \quad (3.7)$$

The corresponding eigenspace of the trivial eigenvalue spans the tangent space $T_z S$ at $z \in S$, i.e. it is orthogonal to the gradient of f ,

$$(T_z S_n)^\perp = \text{span } Df|_z.$$

The corresponding eigenspace of the nontrivial eigenvalue is spanned by $N(z)$, since

$$(Dh)N = (NDf)N = N\langle Df, N \rangle = N\lambda, \quad \forall z \in S.$$

Definition 3.2. (Normal Hyperbolicity). We say that $z \in S$ is normally hyperbolic if the non-trivial eigenvalue $\lambda(z) \neq 0$, and likewise call any submanifold $S_n \subseteq S$ normally hyperbolic if $\lambda(z) \neq 0$, $\forall z \in S_n$. A normally hyperbolic submanifold S_n is called attracting if $\lambda(z) < 0$ $\forall z \in S_n$, and repelling if $\lambda(z) > 0$, $\forall z \in S_n$.

Let $S_n \subseteq S$ be a normally hyperbolic submanifold of S and $z \in S_n$. The inner product in (3.7), which is non-zero $\forall z \in S_n$, induces the pointwise splitting

$$T_z \mathbb{R}^2|_{S_n} = T_z S_n \oplus \mathcal{N}_z.$$

Here \mathcal{N}_z denotes the linear transverse fiber which has base at $z \in S_n$ and is spanned by $N(z)$. The collection of all such fibers forms a linear transverse fiber bundle \mathcal{N} , leading to the splitting

$$T\mathbb{R}^2|_{S_n} = TS_n \oplus \mathcal{N}, \quad (3.8)$$

where TS_n is the tangent bundle similarly obtained by collecting all the tangent spaces $T_z S_n$ with base at $z \in S_n$. We note that more generally, one can consider the existence of such a splitting as the defining property of normal hyperbolicity.

Definition 3.3. (Contact point). A point $F \in S$ such that

$$\lambda(F) = \langle Df, N \rangle|_F = 0 \quad (3.9)$$

is called a contact point.

A contact point $F \in S$ indicates a loss of normal hyperbolicity of the critical manifold S .

Definition 3.4. (Contact order). Let $U \subset \mathbb{R}^2$ be a neighbourhood of a contact point F and denote by \mathcal{F} the segment of the corresponding layer orbit through F in U . We say that the orbit \mathcal{F} has contact order $\sigma_F \in \mathbb{N}^+$ if \mathcal{F} and S , considered as curves, have σ_F equal derivatives at F .

A contact point $F \in S$ is a point of tangency between the layer flow and S , and the contact order σ_F describes the degree of the tangency.

Proposition 3.2. Let $F \in S$ denote a contact point of system (3.1), and assume without loss of generality that S is given as a graph $y = \varphi(x)$ locally near F . Then the contact order at the contact point F is given by

$$\sigma_F = \min\{n \in \mathbb{N}^+ \mid D_x^{(n)} \langle Df(x, \varphi(x)), N(x, \varphi(x)) \rangle|_F \neq 0\}. \quad (3.10)$$

Proof. We begin by rectifying S locally along the x -axis, i.e. we show the following.

Lemma 3.3. Given $z = (x, y) \in S$ such that $D_y f|_z \neq 0$. There exists a smooth change of coordinates such that S can be straightened locally along the x -axis.

Proof. Define $u = f(x, y)$, which has a locally well-defined inverse $y = M(x, u)$, since $D_y f|_z \neq 0$. Transforming (3.1) into the new (x, u) -coordinate system gives

$$\begin{aligned} \begin{pmatrix} x' \\ u' \end{pmatrix} &:= \tilde{N}(x, u)u + \epsilon \tilde{G}(x, u, \epsilon) \\ &= \begin{pmatrix} N_1(x, M(x, u)) \\ \langle Df(x, M(x, u)), N(x, M(x, u)) \rangle \end{pmatrix} u + \epsilon \begin{pmatrix} G_1(x, M(x, u), \epsilon) \\ \langle Df(x, M(x, u)), G(x, M(x, u), \epsilon) \rangle \end{pmatrix}, \end{aligned} \quad (3.11)$$

i.e. the critical manifold $S = \{(x, u) \in \mathbb{R}^2 \mid u = 0\}$ is flat. \square

For system (3.11) with a flat manifold S , the condition for tangency between the layer flow and S at F is

$$\left. \frac{du}{dx} \right|_F = \left. \frac{\tilde{N}_2}{\tilde{N}_1} \right|_F = 0,$$

where $\tilde{N}_2|_F = \lambda(F) = 0$ and $\tilde{N}_1|_F \neq 0$ (by Assumption 3.1). The contact order is

$$\sigma_F = \min \left\{ n \in \mathbb{N}^+ \left| D_x^{(n)} \left(\frac{du}{dx} \right) \right|_F \neq 0 \right\},$$

which can be simplified by noting that

$$D_x^{(n)} \left(\frac{du}{dx} \right) \Big|_F = 0 \quad \Longleftrightarrow \quad D_x^{(n)} \tilde{N}_2(x, \varphi(x)) \Big|_F = 0,$$

and hence

$$\sigma_F = \min \{ n \in \mathbb{N}^+ \mid D_x^{(n)} \tilde{N}_2(x, \varphi(x)) \Big|_F \neq 0 \}. \quad (3.12)$$

In terms of the original coordinates, we have

$$\sigma_F = \min \{ n \in \mathbb{N}^+ \mid D_x^{(n)} \langle Df(x, \varphi(x)), N(x, \varphi(x)) \rangle \Big|_F \neq 0 \},$$

as required. \square

Remark 3.3. Lemma 3.3 holds locally about any $z \in S$, i.e. one can locally rectify S near contact points or normally hyperbolic points.

Remark 3.4. An order one contact point F implies that the non-trivial eigenvalue λ (3.7) switches sign along S as one ‘crosses’ F . The converse is also true, i.e. a switch in stability of S can occur only via a contact with the layer flow.

Remark 3.5. In standard problems (3.3), contact points are *fold points*. A fold point is generic if it satisfies the non-degeneracy and transversality conditions,

$$D_x^2 f_0 \Big|_F \neq 0 \quad \text{and} \quad D_y f_0 \Big|_F \neq 0. \quad (3.13)$$

Since

$$D_x^2 f_0 \Big|_F = D_x \langle Df, N \rangle \Big|_F \neq 0,$$

generic fold points are order one contact points, i.e. $\sigma_F = 1$. Conversely, if F is an order one contact point in (3.3), then $\lambda(F) = D_x f_0 \Big|_F = 0$ which implies $D_y f_0 \Big|_F \neq 0$ (otherwise S is not a manifold), and $D_x \langle Df, N \rangle \Big|_F = D_x^2 f_0 \Big|_F \neq 0$, since $\sigma_F = 1$. Hence order one contact points are generic folds in standard form problems (3.3).

Example. (Two-stroke relaxation oscillator model (2.19)). Recall that all our two-stroke oscillator models introduced are of the general form (3.1) with $N(z)$, $f(z)$ and $G(z)$ defined in (2.20). The distinguishing feature is the choice of v_0 and $\mu(y)$ as highlighted in Table 3.1. For all these models, the critical manifold is given by

$$S = \{ (x, y) \in \mathbb{R}^2 \mid y = 0 \},$$

and the set V_0 contains the single point

$$p_0 = (\mu(v_0), v_0).$$

model	v_0	$\mu(y)$
minimal model (1.13)	1	$1 - y$
electronic model (2.11)	$-y_*$	$x_* e^{-ay}$
stick-slip model (2.20), exponential -type (2.15)	v_0	$\mu_m + (\mu_s - \mu_m)e^{-ay}$
stick-slip model (2.20), polynomial-type (2.16)	v_0	$\mu_s - \frac{3(\mu_s - \mu_m)}{2v_m}y + \frac{(\mu_s - \mu_m)}{2v_m^3}y^3$

Table 3.1: The two-stroke oscillator (2.19) for the different models.

Assumption 3.1 is satisfied for $v_0 \neq 0$, since all models assume $v_0 > 0$. The Jacobian of the layer problem at $p_0 \notin S$ evaluates to

$$Dh(p_0) = DN(p_0)f(p_0) = \begin{pmatrix} 0 & -v_0 \\ v_0 & -v_0\mu'(v_0) \end{pmatrix}.$$

We have $\det Dh(p_0) = v_0^2 > 0$, and the trace is given by

$$\text{tr} Dh(p_0) = -v_0\mu'(v_0). \quad (3.14)$$

The expression (3.14) is always positive for all models except the stick-slip oscillator (2.19) with polynomial-type characteristic (2.16), for which (3.14) is positive only for $v_0 \in (0, v_m)$. We restrict to values in this regime in this work (see Section 5.2). Thus the equilibrium p_0 is an unstable node or focus (in all cases). The non-trivial eigenvalue along S is given by

$$\langle Df, N \rangle|_{y=0} = x - \mu(0),$$

and so the critical manifold decomposes into two normally hyperbolic branches

$$S^a = \{(x, 0) \mid x < \mu(0)\}, \quad S^r = \{(x, 0) \mid x > \mu(0)\},$$

which are attracting and repelling, respectively. For all models, we have $\mu(0) > 0$. We also identify a single contact point

$$F = (x_F, y_F) = (\mu(0), 0),$$

which we can classify as order one by noting that

$$D_x \langle Df, N \rangle|_F = 1 \neq 0 \quad \implies \quad \sigma_F = 1. \quad (3.15)$$

The layer problem dynamics near the contact point F are sketched in Figure 3.1 for the case of the electronic two-stroke relaxation oscillator system (2.10), which is obtained by substituting $\mu(y) = x_* e^{-ay}$ into (2.19); see Table 3.1.

3.2 Reduced problem

Consider system (3.2) which evolves on the slow timescale τ . Taking the singular limit $\epsilon \rightarrow 0$ becomes a non-trivial task:

$$\dot{z} = \lim_{\epsilon \rightarrow 0} \left(\frac{1}{\epsilon} N(z)f(z) + G(z; \epsilon) \right) = \lim_{\epsilon \rightarrow 0} \left(\frac{1}{\epsilon} N(z)f(z) \right) + G(z; 0). \quad (3.16)$$

Observe that in order for (3.16) to be well defined, the phase space must be restricted to S , i.e. we need $f(z)$ to vanish, which implies that the reduced vector field of (3.16) must lie in the tangent bundle TS of the critical manifold S . Given normal hyperbolicity, the existence of

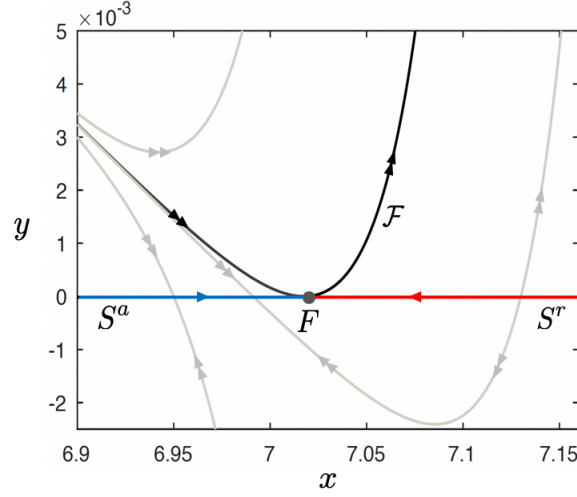


Figure 3.1: Singular limit dynamics near the jump-off point F of system (2.10). Parameter values are the same as Figure 2.2 with $\epsilon = 0$.

the splitting (3.8) provides the means to define an appropriate reduced vector field, because it guarantees the existence of a unique projection operator

$$\Pi_N^{S_n} : T\mathbb{R}^2|_{S_n} = TS_n \oplus \mathcal{N} \rightarrow TS_n,$$

i.e. $\Pi_N^{S_n}$ projects a vector with base point $z \in S_n$ along \mathcal{N}_z onto $T_z S_n$; see Figure 3.2. This allows for the following definition, which is originally due to Fenichel [17].

Definition 3.5. (Reduced Problem). For $z \in S_n$, the singular limit problem of system (3.2) is defined by

$$\dot{z} = \Pi_N^{S_n} \frac{\partial}{\partial \epsilon} H(z; \epsilon) \Big|_{S_n \times \{0\}} = \Pi_N^{S_n} G(z; 0) \Big|_{S_n}, \quad (3.17)$$

and it is called the reduced problem for (3.2).

Proposition 3.4. The projection operator in (3.17) is given by

$$\Pi_N^{S_n} = I_2 - \frac{NDf}{\langle Df, N \rangle} \Big|_{S_n}. \quad (3.18)$$

An equivalent formulation of the reduced problem (3.17) is given by

$$\dot{z} = \left[\frac{\det(N|G)}{\langle Df, N \rangle} \begin{pmatrix} -D_y f \\ D_x f \end{pmatrix} \right] \Big|_{S_n}, \quad (3.19)$$

where $\det(N|G)$ denotes the determinant of the matrix with columns N and G .

Proof. The form of the projection operator $\Pi_N^{S_n}$ reflects the definition of an oblique projection

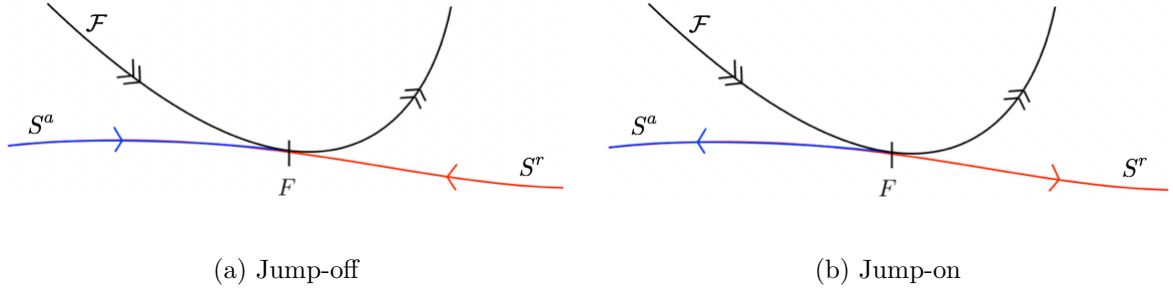


Figure 3.3: The reduced flow near a regular contact point F of order one.

hyperbolicity. In order to study the reduced problem (3.17) near contact points F , we make a time desingularization $d\tau = -\langle Df, N \rangle|_S d\bar{\tau}$, obtaining the *desingularized problem*,

$$\dot{z} = - \left[(\langle Df, N \rangle I_2 - N Df) G \right] |_S = \left[\det(N|G) \begin{pmatrix} D_y f \\ -D_x f \end{pmatrix} \right] |_S, \quad (3.21)$$

where the overdot notation now denotes differentiation with respect to $\bar{\tau}$. The desingularised problem (3.21) is equivalent to the reduced problem (3.17) modulo a reversal of orientation when $\langle Df, N \rangle|_S > 0$, i.e. on repelling submanifolds S^r of S . Importantly, the desingularised problem (3.21) is well defined in a neighbourhood of a contact point F , which makes it a valuable tool for analysing the reduced problem in the case of loss of normal hyperbolicity.

Definition 3.6. (Regular Contact Point). Let $F \in S$ be a contact point with $\sigma_F = 1$. F is called a regular contact point if it satisfies the following equivalent conditions:

$$\det(N|G)|_{(F,0)} \neq 0 \quad \Longleftrightarrow \quad \langle Df, G \rangle|_{(F,0)} \neq 0. \quad (3.22)$$

A regular contact point implies that solutions of the desingularised problem (3.21) reach a contact point F in finite (forward or backward) time which implies a finite (forward or backward) time blow-up of solutions near F in the reduced problem (3.17), i.e. solutions of the reduced problem cease to exist. Since a regular contact point is also an order one contact point, the stability property of the critical manifold changes near F ; see Remark 3.4. Hence, the reduced flow is either towards or away from a regular contact point F as shown in Figure 3.3.

Definition 3.7. (Jump-Off/On Point). A regular contact point F is called a jump-off point if the reduced flow is towards F (see, e.g., Figure 3.3a) or a jump-on point if the reduced flow is away from F (see, e.g., Figure 3.3b).

In relaxation oscillations, jump-off points mark the transition area from slow to fast motion.

Remark 3.8. A point $F \in S$ in standard form problems (3.3) is called a regular fold point if it satisfies $g|_{(F,0)} \neq 0$ in addition to the fold conditions $f_0|_F = 0$, $D_x f_0|_F = 0$ and the nondegeneracy conditions in (3.13) (see, e.g. [3]). Hence at a regular fold point F we have

$$g|_{(F,0)} \neq 0 \quad \implies \quad \langle Df, G \rangle|_{(F,0)} = (D_y f_0)g|_{(F,0)} \neq 0,$$

i.e. regular fold points are regular contact points with $\sigma_F = 1$.

Conversely, let F be a regular contact point with $\sigma_F = 1$ in (3.3). Then by analogous reasoning as Remark 3.5 we have $D_x f_0|_F = 0$, $D_y f_0|_F \neq 0$ and $D_x^2 f_0|_F \neq 0$. Moreover, $\det(N|G)|_{(F,0)} = g|_{(F,0)} \neq 0$. Hence regular contact points with $\sigma_F = 1$ in system (3.3) are regular fold points.

Example. (Two-stroke relaxation oscillator model (2.19) continued). For this model, we obtain a projection operator (3.18) of the form

$$\Pi_N^S = \begin{pmatrix} 1 & 0 \\ 0 & 1 \end{pmatrix} - \frac{1}{x - \mu(0)} \begin{pmatrix} 0 & v_0 \\ 0 & x - \mu(0) \end{pmatrix} = \begin{pmatrix} 1 & -v_0/(x - \mu(0)) \\ 0 & 0 \end{pmatrix}, \quad (3.23)$$

and a reduced problem (3.17),

$$\begin{pmatrix} \dot{x} \\ \dot{y} \end{pmatrix} = \Pi_N^S G(z; 0)|_S = \begin{pmatrix} -v_0/(x - \mu(0)) \\ 0 \end{pmatrix}. \quad (3.24)$$

Since S loses normal hyperbolicity at the regular contact point F for $x = \mu(0)$, we study the corresponding desingularised problem (3.21),

$$\begin{pmatrix} \dot{x} \\ \dot{y} \end{pmatrix} = v_0 \begin{pmatrix} 1 \\ 0 \end{pmatrix}, \quad (3.25)$$

with $v_0 > 0$. Thus F is a regular jump-off point by Definition 3.3, i.e. the reduced flow is towards F and a finite (forward) time blow-up of solutions occurs. The combined layer and reduced problem dynamics near the jump-off point F are shown in Figure 3.1 for the case of system (2.10).

3.3 Local GSPT results in non-standard form

The study of general slow-fast systems (3.1) is related to the study of standard form problems (3.3) by local (topological) equivalence, i.e. the nonlinear fiber bundle \mathcal{N} can be locally rectified near S . We emphasise that this equivalence is strictly local.

Lemma 3.5. *Given system (3.1) with critical manifold S . Then there exists a local coordinate transformation such that system (3.1) takes the standard form*

$$\begin{pmatrix} x' \\ v' \end{pmatrix} = \begin{pmatrix} 1 \\ 0 \end{pmatrix} \tilde{f}(x, v) + \epsilon \begin{pmatrix} g_1(x, v, \epsilon) \\ g_2(x, v, \epsilon) \end{pmatrix} \quad (3.26)$$

in a local tubular neighbourhood \mathcal{B} of S .

Proof. Consider system (3.1) with coordinates $z = (x, y)^T$. Assume without loss of generality that fast fibers in a local tubular neighbourhood \mathcal{B} of S can be described as level sets $L(x, y) = c \in I \subset \mathbb{R}$ for some smooth real-valued function $L(x, y)$ with $D_y L(x, y)|_{\mathcal{B}} \neq 0$, i.e. each fast fiber can be locally written as a graph $y = Y^c(x)$. We define a new local coordinate $v = L(x, y)$ which has a locally well-defined inverse $y = \tilde{M}(x, v)$, and obtain the standard form system

$$\begin{pmatrix} x' \\ v' \end{pmatrix} = \begin{pmatrix} 1 \\ 0 \end{pmatrix} N_1(x, \tilde{M}(x, v)) f(x, \tilde{M}(x, v)) + \epsilon \begin{pmatrix} G_1(x, \tilde{M}(x, v), \epsilon) \\ \langle DL(x, \tilde{M}(x, v)), G(x, \tilde{M}(x, v), \epsilon) \rangle \end{pmatrix},$$

where we have used the fact that $\langle DL, N \rangle|_{\mathcal{B}} = 0$ is the defining condition for a local fast foliation. \square

Remark 3.9. While Lemma 3.5 shows that any general slow-fast problem (3.1) can be locally transformed to a standard form problem (3.3), it is only a theoretical result in nature, i.e. in most cases this transformation cannot be calculated explicitly. In fact, it is not desirable to make any coordinate transformations in applications when one can apply the existing theory directly to the general problem (3.1). Thus in the following, we present local results which are well-known in standard form GSPT in their non-standard form.

Theorem 3.6. (Fenichel Theorems [17, 26, 27]. See also [3, 28]). Consider (3.1) and suppose S_n is a compact normally hyperbolic submanifold of the critical set S_0 . Then $\exists \epsilon_0 > 0$ such that $\forall \epsilon \in (0, \epsilon_0)$ the following assertions are true:

- (F1) There exists a C^r -smooth locally invariant manifold $S_{n,\epsilon}$, called the slow manifold, which persists as an $\mathcal{O}(\epsilon)$ regular perturbation of S_n .
- (F2) The flow on $S_{n,\epsilon}$ converges to the reduced flow on S_n as $\epsilon \rightarrow 0$.
- (F3) The manifold $S_{n,\epsilon}$ is normally hyperbolic, and exhibits the same stability properties with respect to the fast dynamics as S_n (i.e. $S_{n,\epsilon}$ is attracting or repelling if S_n is attracting or repelling respectively).
- (F4) The manifold $S_{n,\epsilon}$ is usually not unique, but all manifolds satisfying (F1)-(F3) lie within a Hausdorff distance which is $\mathcal{O}(e^{-K/\epsilon})$ for some constant $K > 0$.
- (F5) Statements (F1)-(F4) also hold locally for the stable and unstable manifolds

$$W_{loc}^s(S_n) = \bigcup_{z \in S_n} W_{loc}^s(z), \quad W_{loc}^u(S_n) = \bigcup_{z \in S_n} W_{loc}^u(z),$$

which persist as manifolds $W_{loc}^s(S_{n,\epsilon})$ and $W_{loc}^u(S_{n,\epsilon})$ with foliations consisting of C^r -smooth leaves $W_{loc}^s(z)$ and $W_{loc}^u(z)$ with base points $z \in S_{n,\epsilon}$. In particular, we have the following:

(i)

$$W_{loc}^s(S_{n,\epsilon}) = \bigcup_{z \in S_{n,\epsilon}} W_{loc}^s(z), \quad W_{loc}^u(S_{n,\epsilon}) = \bigcup_{z \in S_{n,\epsilon}} W_{loc}^u(z). \quad (3.27)$$

- (ii) The foliations in (3.27) are positively and negatively invariant respectively, i.e. $W_{loc}^s(z) \cdot t \subset W_{loc}^s(z \cdot t) \forall t \geq 0$ such that $z \cdot t \in S_{n,\epsilon}$, where $\cdot t$ denotes the forward evolution of z in time, and similarly $W_{loc}^u(z) \cdot t \subset W_{loc}^u(z \cdot t) \forall t \leq 0$ such that $z \cdot t \in S_{n,\epsilon}$.
- (iii) If S_n is attracting and $\lambda(z) < \alpha_s < 0 \forall z \in S_n$, there exists a constant $\kappa_s > 0$ such that if $z \in S_{n,\epsilon}$ and $v \in W_{loc}^s(z)$, then

$$\|v \cdot t - z \cdot t\| \leq \kappa_s e^{\alpha_s t}$$

$\forall t \geq 0$ such that $z \cdot t \in S_{n,\epsilon}$. Similarly, if S_n is repelling and $\lambda(z) > \alpha_u > 0 \forall z \in S_n$, there exists a constant $\kappa_u > 0$ such that if $z \in S_{n,\epsilon}$ and $v \in W_{loc}^u(z)$, then

$$\|v \cdot t - z \cdot t\| \leq \kappa_u e^{\alpha_u t}$$

$\forall t \leq 0$ such that $z \cdot t \in S_{n,\epsilon}$.

Remark 3.10. Although Theorem 3.6 actually implies existence of an entire family of slow manifolds, by (F3) all such slow manifolds are exponentially close in ϵ , so fixing a choice of slow manifold is rarely problematic in calculations.

Remark 3.11. Fenichel's original work in [17] does not depend on the system being expressible in the standard form (3.3), and can be applied directly for general systems (3.1).

In the case that normal hyperbolicity breaks down, Theorem 3.6 no longer applies. Thus, we still require a description of the perturbed dynamics near a contact point $F \in S$. We consider here only the least degenerate case, i.e. the dynamics near a regular contact point F . Let $U_F \subset \mathbb{R}^2$ denote a neighbourhood of a regular jump-off point $F = (x_F, y_F)$, and let \mathcal{F} denote

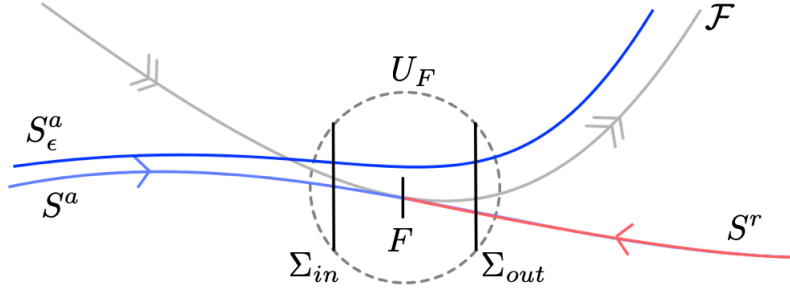


Figure 3.4: Behaviour near a regular contact point F , as described by Theorem 3.7.

the layer problem orbit segment in U_F that has contact of order one with S at F . We define $\Sigma_{in/out} \in U_F$,

$$\Sigma_{in} = \{(x_F - \rho, y - y_F, \epsilon) | y \in J\}, \quad \Sigma_{out} = \{(x_F + \rho, y - y_F, \epsilon) | y \in J\}, \quad (3.28)$$

and assume without loss of generality that these vertical sections are transverse to both S and the layer flow for sufficiently small $\rho > 0$ and a suitably defined real interval J ; see Figure 3.4.

Theorem 3.7. *Let $F \in S$ be a jump-off point of system (3.1), and assume without loss of generality that $D_y f|_F \neq 0$. Then $\exists \epsilon_0 > 0$ such that $\forall \epsilon \in (0, \epsilon_0]$ the following assertions hold:*

- (1) *The attracting slow manifold S_ϵ^a leaves the neighbourhood of the contact point via Σ_{out} , and*

$$|y_s - y_l| = \mathcal{O}(\epsilon^{2/3}),$$

where y_s respectively y_l denote the y -coordinate of $S_\epsilon^a \cap \Sigma_{out}$ respectively $\mathcal{F} \cap \Sigma_{out}$.

- (2) *The transition map $\pi : \Sigma_{in} \rightarrow \Sigma_{out}$ is a contraction with contraction rate $\mathcal{O}(e^{-c/\epsilon})$, for some constant $c > 0$.*

Proof. See Appendix A. □

Remark 3.12. The distance $\mathcal{O}(\epsilon^{2/3})$ in Theorem 3.7 is consistent with the result in [29], where it is shown that the slow manifold S_ϵ^a leaves a neighbourhood of a regular fold point at a Hausdorff distance which is $\mathcal{O}(\epsilon^{2/3})$ from the critical fiber. The only difference between Theorem 3.7 and the result in [29] is that the distance $\mathcal{O}(\epsilon^{2/3})$ in Theorem 3.7 is stated for general systems (3.1) in terms of simple transversals in the original coordinates.

4 Existence of two-stroke relaxation oscillations

In this section we present existence, uniqueness and stability results for two-stroke relaxation oscillations in non-standard singular perturbation problems (3.1) which apply to our model systems (1.11), (2.10), and (2.19).

First, we note that the presence of a regular contact point and the associated finite time blow-up in the reduced problem allows one to concatenate segments of layer and reduced problems.

Definition 4.1. (Reciprocal point, cf. [19]). A point $L_z \in S$ is reciprocal to $z \in S$ if they belong to the endpoints of a heteroclinic orbit of the layer problem. We also say that the pair (z, L_z) is reciprocal.

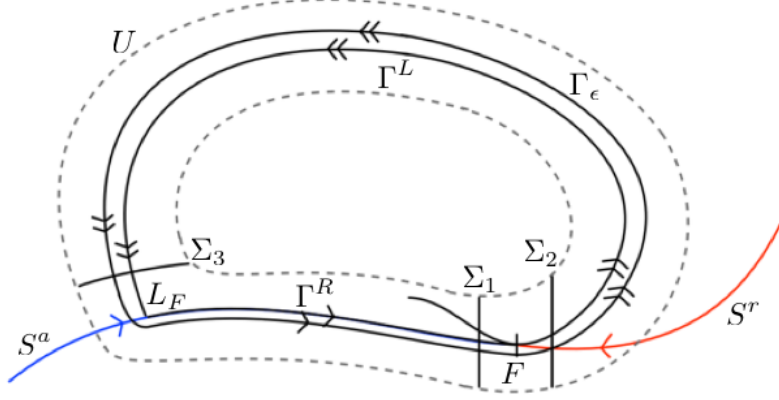


Figure 4.1: Two-stroke singular relaxation cycle $\Gamma = \Gamma^R \cup \Gamma^L$ for a system (3.1) satisfying Assumption 4.1. Also shown are the segments Σ_i defined for the proof of Theorem 4.1, and the relaxation oscillation Γ_ϵ .

Remark 4.1. For standard form problems (3.3), if $z = (x_z, y_z) \in S$ has a reciprocal point $L_z = (x_{L_z}, y_{L_z})$, then $y_z = y_{L_z}$ since the fast fibers are parallel to the x -axis. For general systems (3.1) however, the relationship between $z \in S$ and a corresponding reciprocal point L_z is non-trivial.

Definition 4.2. (Singular relaxation cycle). A closed singular orbit consisting of at least one segment from the layer and the reduced problem is called a singular relaxation cycle; see Figure 4.1.

We are now able to provide minimal conditions on system (3.1) for the existence of a singular two-stroke singular relaxation cycle and state the main result about the persistence of a two-stroke relaxation cycle under sufficiently small perturbations $\epsilon \ll 1$.

Assumption 4.1. System (3.1) has the following properties:

- (A1) The critical manifold S has precisely one jump-off point F , and therefore decomposes $S = S^a \cup \{F\} \cup S^r$, where S^a (S^r) is attracting (repelling) and normally hyperbolic. Without loss of generality, $D_y f|_F \neq 0$ is satisfied.
- (A2) The jump-off point F has a reciprocal point $L_F \in S^a$, implying the existence of a singular relaxation cycle $\Gamma = \Gamma^L \cup \Gamma^R$, where the segment Γ^R is a trajectory segment of the reduced problem from $L_F \in S^a$ to F (see Figure 4.1).

Theorem 4.1. Assume system (3.1) satisfies Assumption 4.1, and let U denote a fixed tubular neighbourhood of the singular relaxation cycle Γ such that $U \cap V_0 = \emptyset$. Then $\exists \epsilon_0 > 0$ such that $\forall \epsilon \in (0, \epsilon_0)$, system (3.1) has a unique two-stroke relaxation cycle $\Gamma_\epsilon \subset U$. The relaxation cycle Γ_ϵ is attracting with Floquet exponent bounded above by $-K/\epsilon$ for some constant $K > 0$, and converges to Γ in Hausdorff distance as $\epsilon \rightarrow 0$.

Proof. Under Assumption 4.1 and assuming a sufficiently small tubular neighbourhood U of the singular relaxation cycle Γ , we define cross sections $\Sigma_i \in U$, $i \in \{1, 2, 3\}$, as shown in Figure 4.1. Let $\Pi : \Sigma_3 \rightarrow \Sigma_3$ denote a global return map defined by the composition

$$\Pi = \Pi_{23} \circ \Pi_{12} \circ \Pi_{31}$$

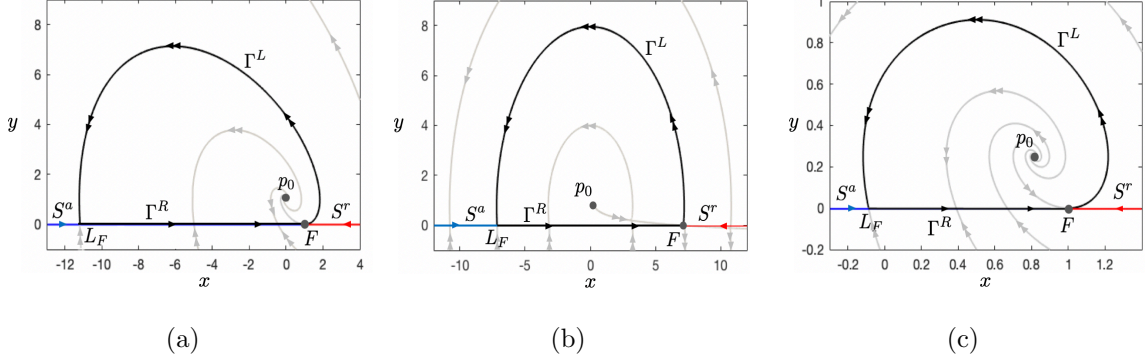


Figure 4.2: Singular limit dynamics and singular relaxation cycle $\Gamma = \Gamma^L \cup \Gamma^R$ for (a) system (1.11); (b) system (2.19) with characteristic (2.15); (c) system (2.19) with polynomial-type characteristic (2.16). Parameter values (except ϵ) in (b) and (c) are the same as in Figure 2.7.

where $\Pi_{31} : \Sigma_3 \rightarrow \Sigma_1$, $\Pi_{12} : \Sigma_1 \rightarrow \Sigma_2$ and $\Pi_{23} : \Sigma_2 \rightarrow \Sigma_3$ are the corresponding transition maps. We show that Π is a contraction, from which the existence of a unique stable limit cycle follows by the *contraction mapping principle*.

First, consider the map Π_{31} which describes the flow near the normally hyperbolic attracting branch S^a of the critical manifold S . By Fenichel Theorem 3.6 (F1)-(F3), S^a perturbs to an attracting slow manifold S_ϵ^a . Moreover, Theorem 3.6 (F5) implies that initial conditions in Σ_3 are exponentially attracted to the slow manifold S_ϵ^a with rate $\mathcal{O}(e^{-c_1/\epsilon})$ for some $c_1 > 0$, and they follow their base points on S_ϵ^a until exiting through Σ_1 . Hence an (open) interval $I_3 \subset \Sigma_3$ of size $\mathcal{O}(1)$ about $\Gamma \cap \Sigma_3$ is mapped to an interval $\Pi_{31}(I_3) \subset \Sigma_2$ of width $\mathcal{O}(e^{-c_1/\epsilon})$ about $S_\epsilon^a \cap \Sigma_1$, i.e. the map Π_{31} is exponentially contracting.

Second, consider the map Π_{12} which describes the flow passed the contact point F where normal hyperbolicity is lost. This transition map is covered by Theorem 3.7 which states that an (open) interval $I_1 \subset \Sigma_1$ of size $\mathcal{O}(1)$ about $\Gamma \cap \Sigma_1$ is mapped to an interval $\Pi_{12}(I_1) \subset \Sigma_2$ of width $\mathcal{O}(e^{-c_2/\epsilon})$ about $S_\epsilon^a \cap \Sigma_2$ for some $c_2 > 0$, i.e. the map Π_{12} is also exponentially contracting.

Third, consider the map Π_{23} which describes regular flow from Σ_2 to Σ_3 in U . The flow-box theorem (see e.g. [30, 31, 32]) and regular perturbation theory imply that Π_{23} is a diffeomorphism with at most algebraic growth, i.e. there exists an (open) interval $I_2 \subset \Sigma_2$ of size $\mathcal{O}(1)$ about $\Gamma \cap \Sigma_2$ such that $\Pi_{23}(I_2) \subset \Sigma_3$.

Finally, we take the composition of the three transition maps. Since Π_{31} and Π_{12} are exponentially contracting while Π_{23} has (at most) algebraic growth, the return map $\Pi(I) \subset I$ is an interval of width $\mathcal{O}(e^{-c/\epsilon})$ for some $c > 0$, i.e. Π is a contraction with rate $\mathcal{O}(e^{-c/\epsilon})$. This guarantees the existence of a unique fixed point corresponding to a unique stable limit cycle $\Gamma_\epsilon \in U$.

By Theorem 3.6 (F1)-(F2), S_ϵ^a is $\mathcal{O}(\epsilon)$ from S^a and converges to S^a in the Hausdorff distance as $\epsilon \rightarrow 0$. By Theorem 3.7 (i), $S_\epsilon^a \cap \Sigma_2$ is $\mathcal{O}(\epsilon^{2/3})$ from the intersection of $\Sigma_3 \cap \Gamma$ and converging to $\Gamma \cap \Sigma_3$ as $\epsilon \rightarrow 0$. Hence Γ_ϵ approaches Γ in the Hausdorff distance as $\epsilon \rightarrow 0$. \square

Example. (Application of Theorem 4.1 to two-stroke oscillator model (1.8)). System (1.8) is equivalent to system (1.11). The existence of a jump-off point in system (1.11) was shown in Section 3. What is left to show is that system (1.11) has a singular relaxation cycle Γ , i.e. it remains to find a reciprocal point $L_F \in S^a$ of F . Note that the auxiliary layer problem of system (1.11), $(x', y')^T = N(x, y) = (1 - y, x - 1 + y)^T$, is linear with an unstable focus at $p_0 = (0, 1)$. Let $(x(t), y(t))$ denote the unique solution for this auxiliary system with $(x(0), y(0)) = (1, 0) = F$.

Since there are no other singularities of $N(x, y)$, the expansion and rotation due to the unstable focus at p_0 guarantees the existence of a (unique) reciprocal point $L_F = (x(T), 0)$ for some time $T > 0$, where $x(T) < 1$. Numerically we obtain an estimate $L_F \approx (-11.2, 0)$ (Figure 4.2a). Hence we can construct a singular relaxation cycle $\Gamma = \Gamma^R \cup \Gamma^L$, where $\Gamma^R = \{(x, 0) \in S^a | x \in [x(T), 1]\}$ and $\Gamma^L = \{(x(t), y(t)) | t \in [0, T]\}$. Hence Assumption 4.1 holds and by Theorem 4.1 there exists a strongly attracting two-stroke relaxation cycle Γ_ϵ converging to Γ in the Hausdorff distance as $\epsilon \rightarrow 0$. Thus we have proven existence and stability of the observed two-stroke oscillations in system (1.8).

Remark 4.2. Proving the existence of the reciprocal point L_F for system (2.19) with either polynomial or exponential-type characteristics is difficult due to the nonlinearity of the vector field $N(x, y)$. Instead, we provide numerical evidence for the existence of reciprocal points in these systems: see Figures 4.2b and 4.2c, where for our specific choice of parameters we find $L_F \approx (-6.86, 0)$ and $L_F \approx (-0.09, 0)$, respectively.

For completeness, we also include results on singular relaxation cycles for which F is a jump-on point; see Figure 3.3b.

Assumption 4.2. System (3.1) has the following properties:

- (A1) The critical manifold S has precisely one jump-on point F , and therefore decomposes $S = S^a \cup \{F\} \cup S^r$, where S^a (S^r) is attracting (repelling) and normally hyperbolic. Without loss of generality, $D_y f|_F \neq 0$ is satisfied.
- (A2) The jump-on point F has a reciprocal point $L_F \in S^r$, implying the existence of a singular relaxation cycle $\Gamma = \Gamma^L \cup \Gamma^R$, where the segment Γ^R is a trajectory segment of the reduced problem from $L_F \in S^r$ to F .

Theorem 4.2. Assume system (3.1) satisfies Assumption 4.2, and let U denote a fixed tubular neighbourhood of the singular relaxation cycle Γ such that $U \cap V_0 = \emptyset$. Then $\exists \epsilon_0 > 0$ such that $\forall \epsilon \in (0, \epsilon_0)$, system (3.1) has a unique two-stroke relaxation cycle $\Gamma_\epsilon \subset U$. The relaxation cycle Γ_ϵ is repelling with Floquet exponent bounded below by K/ϵ for some constant $K > 0$, and converges to Γ in Hausdorff distance as $\epsilon \rightarrow 0$.

Proof. Reversing time and applying the same arguments given in the proof of Theorem 4.1 yields the desired result. \square

5 Comparison of two and four-stroke relaxation oscillators

We reiterate that the models presented in this work show that in general, two-stroke oscillation can occur given an S -shaped characteristic with two turning points (e.g. system (2.19) with polynomial-type characteristic), a characteristic with one turning point and a vertical asymptote (e.g. system (2.2)), or, minimally, a C -shaped characteristic with a single turning point and no vertical asymptote (e.g. system (1.11)). Thus, in general, only one turning point is necessary for two-stroke oscillation, in contrast to the four-stroke oscillation typified by the vdP oscillator, which requires two. These observations are summarised in Table 5.1.

We emphasise that the singularly perturbed two-stroke oscillator models presented here cannot be globally put into the standard form (1.6), i.e. they are genuine singular perturbation problems of the more general form (3.1).

We would like to point out, though, that two-stroke relaxation oscillations have been studied in singularly perturbed problems in the standard form (1.6) in the context of a model for aircraft-ground dynamics [13] (see also [12]), as well as in a model of discontinuous plastic

	Two-stroke	Four-stroke
Characteristic	(S), (SC), or (C)	(S) only
# contact points	1	2
# equilibria on S	0	1
# equilibria of N	1	0

Table 5.1: Comparison of minimal features for two and four-stroke relaxation oscillation. Here the notation (C) , (SC) , (S) refers to the shape of the characteristic: (C) means one turning point and no vertical asymptote (e.g. system (1.11)); (SC) means one turning point and a vertical asymptote (e.g. system (2.10)); (S) means two turning points (e.g. (1.3) or (2.19) with polynomial-type characteristic).

	Two-stroke (C)	Two-stroke (SC)	Two-stroke (S)	Four-stroke (S)
Std compact	N	N	N	Y
Std noncompact	N	Y	N	Y
Non-std compact	Y	Y	Y	Y

Table 5.2: Different relaxation oscillation types, and whether or not they can be analysed as standard form problems on a compact or non-compact domain. As in Table 5.1, the notation (C) , (SC) , (S) refers to the shape of the characteristic

deformation of metals [14]. The characteristics in these models have one turning point and a vertical asymptote, similar to the characteristic of system (2.6) shown in Figure 2.1b. What distinguishes these two-stroke relaxation oscillations from those presented in this work is that the amplitude of the relaxation oscillation approaches infinity in the singular limit $\epsilon \rightarrow 0$. The unbounded growth in cycle amplitude in these systems is a consequence of the global separation of slow and fast variables which implies a layer flow along straight fast fibers and, hence, no return mechanism is possible on a compact domain. Instead, the return mechanism in the case of the oscillators presented in [12, 13] occurs due to a ‘loss of normal hyperbolicity at infinity’, i.e. an alignment of the fast fibers with the vertical asymptote of the characteristic. A similar feature occurs in an autocatalator model, which exhibits three-timescale relaxation oscillation, and has been studied in detail in [33].

It is worth noting that system (2.6) could be analysed as a standard singular perturbation problem by artificially introducing a perturbation parameter $\epsilon \ll 1$ so that (2.6) becomes

$$\begin{aligned}\dot{x} &= \epsilon(-y - y_*), \\ \dot{y} &= x - R_{em}(y),\end{aligned}\tag{5.1}$$

where $R_{em}(y)$ is given by (2.7). System (5.1) also ‘loses normal hyperbolicity at infinity’ due to an alignment of the critical curve with the fast fibers (see [12] for details on how to deal with this). This approach has the advantage that the characteristic does not need to be approximated, but the disadvantage of extreme sensitivity of the cycle amplitude as a function of ϵ (as mentioned above, the amplitude tends to infinity as $\epsilon \rightarrow 0$). Furthermore, one must be able to understand perturbations all the way up to $\epsilon = 1$ (homotopy argument) in order to completely capture the original two-stroke oscillation observed in (2.6).

Table 5.2 categorises the different approaches, showing which characteristic types allow for a standard form analysis, whether it can be undertaken on a compact domain, and those cases for which one must move beyond the standard form. Note that two-stroke relaxation oscillation in systems with a C -shaped characteristic cannot occur in standard form problems.

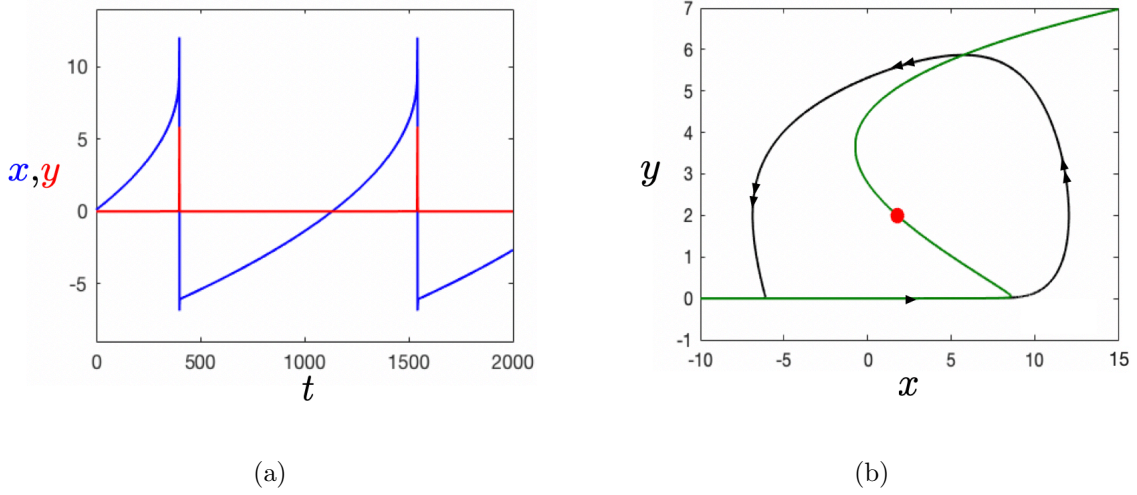


Figure 5.1: Two-stroke relaxation oscillation in (5.2) for $(\epsilon, \delta) = (10^{-2}, 5)$, and $(v_0, \mu_s, a_1, a_3) = (2, 9, 4, 10^{-1})$.

5.1 Transition from two to four-stroke

Consider a stick-slip oscillator model with a pole and polynomial-type approximation for the characteristic:

$$\ddot{X} + F_{f,\epsilon}(v_r) + X = 0, \quad F_{f,\epsilon}(v_r) = \tilde{N} \left(-\mu_s + a_1|v_r| - a_3|v_r|^3 + \frac{\epsilon}{|v_r|} \right),$$

where \tilde{N} is the (dimensionless) normal force associated with the mass. As before, $F_{f,\epsilon}(v_r)$ coincides with a common choice of dynamic friction law for $v_r \neq 0$ (see, e.g. [9, 10, 24]), and the limit $\epsilon, |v_r| \rightarrow 0$ approximates the stick phase. Restricting to $v_r < 0$, setting $X = \tilde{N}x$, $y = -v_r$, and applying the time desingularization

$$d\tau = \frac{y}{\tilde{N}} dt,$$

we obtain the dynamical system

$$\begin{aligned} x' &= \delta(v_0 - y)y, \\ y' &= (x - \mu_s + a_1y - a_3y^3)y + \epsilon, \end{aligned} \tag{5.2}$$

where $\delta := \tilde{N}^{-2}$. System (5.2) exhibits two and four-stroke relaxation oscillation in different (limiting) regions of (ϵ, δ) -parameter space; see Figures 5.1 and 5.2:

R1. $\epsilon \ll 1$, $\delta = \mathcal{O}(1)$. Two-stroke relaxation oscillation;

R2. $\epsilon = \mathcal{O}(1)$, $\delta \ll 1$. Four-stroke relaxation oscillation.

Hence, there is a transition from two- to four-stroke relaxation oscillation as one traverses a path in (ϵ, δ) -parameter space from region R1 to R2. This example shows that a single oscillator can exhibit both two- and four-stroke relaxation oscillation if there are multiple small perturbation parameters in the model which allows for different singular limits.

Remark 5.1. In the context of stick-slip oscillation, the case $0 < \delta \ll \epsilon \ll 1$ is non-physical: the limit $\epsilon \rightarrow 0$ approximates a discontinuity, so one should have $\epsilon < \delta$ asymptotically.

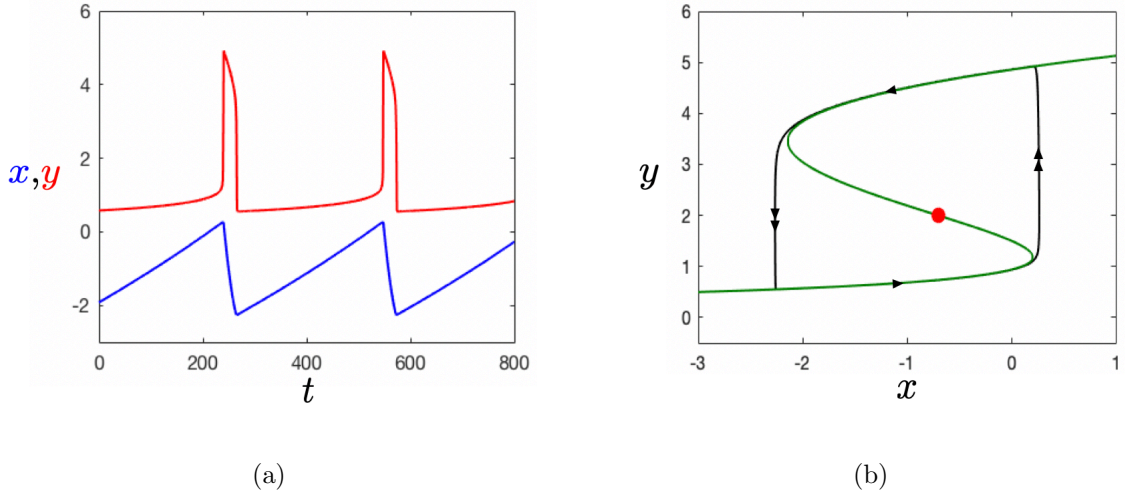


Figure 5.2: Four-stroke relaxation oscillation in (5.2) for $(\epsilon, \delta) = (5, 10^{-2})$, with all other parameters the same as in Figure 5.1.

5.2 Timescales and the two/four-stroke distinction

Consider system (5.2) with $0 < \epsilon \ll 1$ and $\delta = 1$. If we define the parameters a_1, a_3 as in (2.16), this system coincides with the two-stroke oscillator model (2.19) with polynomial characteristic. Our analysis in Section 3.1 showed that the equilibrium p_0 is stable for $v_0 > v_m$, in which case oscillations are not possible. Physically, large belt speeds $v_0 > v_m$ mean that the mass cannot ‘stick’: its position stays fixed while the belt slides underneath it in an equilibrium state known as ‘steady sliding’ [9, 23, 24]. As one decreases the belt speed, small amplitude oscillations known as ‘pure-slip’ oscillations appear for $v_0 < v_m$. These oscillations are not of stick-slip type, and exist only in a narrow parameter regime (v_{ss}, v_m) . Stick-slip oscillations occur only once the belt speed is decreased below v_{ss} ; see Figures 5.3 and 5.4. The value of v_m can be identified as a supercritical Andronov-Hopf bifurcation, but the value v_{ss} is typically harder to identify and known only for a few specific cases. For example, the authors in [9] show that under the assumption $\mu_s - \mu_m \ll 1$,

$$v_{ss} = \sqrt{\frac{4}{5}} v_m, \quad (5.3)$$

for the stick-slip oscillator with characteristic (2.16).

Now consider the case $0 < \epsilon \ll \delta \ll 1$, which corresponds physically to the case of a large normal force ($\delta = \tilde{N}^{-2}$). Figure 5.5 shows that by decreasing δ solutions begin to track the upper branch of the characteristic in phase space. The presence of two singular perturbation parameters indicates the presence of three timescales, however, which distinguishes the relaxation oscillations observed for $0 < v_0 < v_{ss}$ from vdP-type relaxation oscillations.

The additional timescale allows for an interpretation of the transition from steady sliding to stick-slip using standard GSPT. The layer problem obtained in the limit $\epsilon \rightarrow 0$ has Jacobian at p_0 given by

$$J = \begin{pmatrix} 0 & -\delta v_0 \\ v_0 & (a_1 - 3a_3 v_0^2) v_0 \end{pmatrix},$$

which has eigenvalues $\pm i\delta v_0^2$ at the Andronov-Hopf value $v_0 = \sqrt{a_1/3a_3}$, i.e. there is a singular Andronov-Hopf bifurcation [16, 34, 35] as $\delta \rightarrow 0$. Moreover, one observes a rapid decrease in

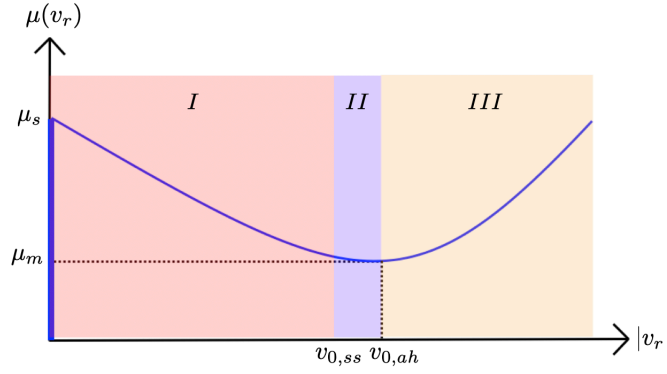


Figure 5.3: Behaviour for different belt speeds v_0 . Region *I*: stick-slip oscillation; region *II*: pure-slip oscillation; region *III*: steady sliding (no oscillation).

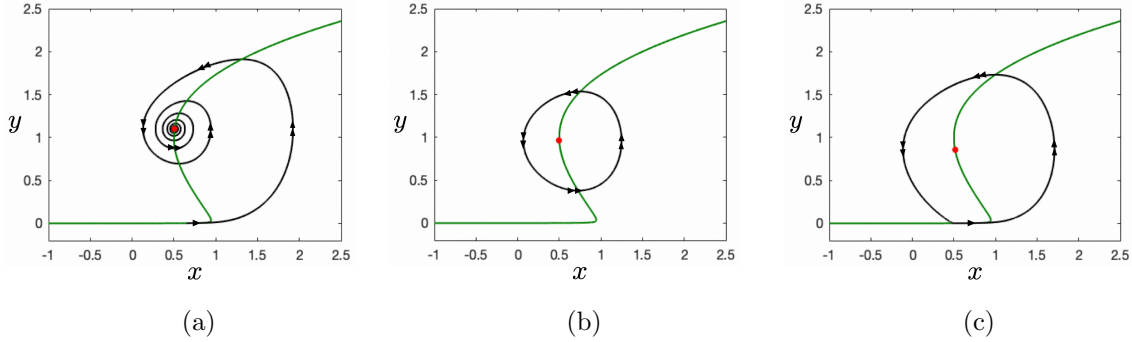


Figure 5.4: System (5.2) with $\delta = 1$ and $(\mu_s, a_1, a_3, \epsilon) = (1, 3/4, 1/4, 10^{-3})$. Shown are representative dynamics for different belt speeds: (a) steady sliding for $v_0 = 1.1$; (b) pure-slip oscillation for $v_0 = 0.96$; (c) stick-slip oscillation for $v_0 = 0.86$.

the width of the interval (v_{ss}, v_m) as $\delta \rightarrow 0$. This can be seen by comparing Figure 5.5, which shows the dynamics for different belt speeds with $\delta = 10^{-2}$, with Figure 5.4. Pure-slip and stick-slip cases in Figure 5.5 are separated by a change in belt speed v_0 which is $\mathcal{O}(10^{-6})$. Both observations point to the existence of a *canard explosion* in system (5.2) with $0 < \epsilon \ll \delta \ll 1$; a dynamic phenomena characterised by a smooth transition from small-amplitude oscillations born in a singular Andronov-Hopf bifurcation to large-amplitude relaxation oscillation over an exponentially small interval in parameter space. In particular, determination of the parameter value v_{ss} separating pure-slip and stick-slip solutions reduces to the problem of locating the solution which tracks the inner branch of the characteristic for the longest time.³ A complete study of the dynamics associated with system (5.2) constitutes future/ongoing work.

6 Conclusion and future work

Two-stroke oscillation is an important phenomenon occurring across nature, as well as in a host of engineering problems. We have illustrated that two-stroke oscillators can be well described via an underlying singularly perturbed problem featuring two-stroke relaxation oscillation. Ge-

³In the language of standard GSPT, the value v_{ss} corresponds to the location of the maximal canard, which separates canard cycles with and without head.

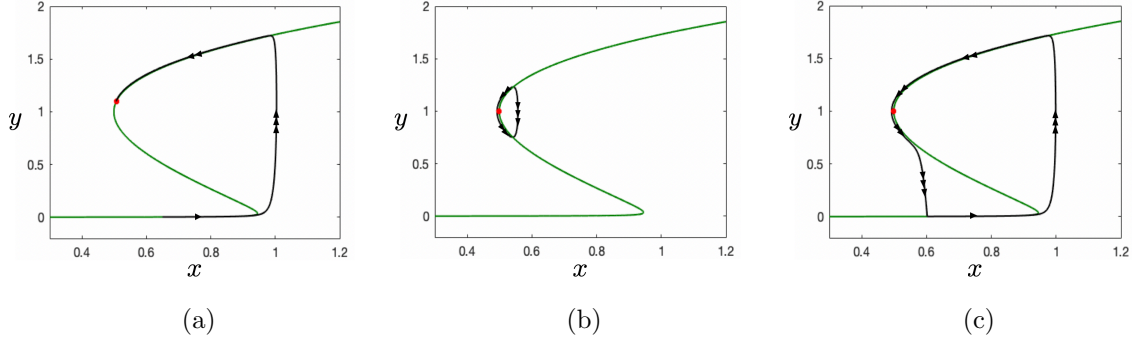


Figure 5.5: System (5.2) with $\delta = 10^2$ and $(\mu_s, a_1, a_3, \epsilon) = (1, 3/4, 1/4, 10^{-3})$. Shown are representative dynamics for different belt speeds: (a) steady sliding for $v_0 = 1.1$; (b) pure-slip oscillation for $v_0 = 0.997166$; (c) stick-slip oscillation for $v_0 = 0.997165$.

ometric singular perturbation theory can be adapted for the study of two-stroke relaxation oscillations, as we showed in the context of a number of applications deriving from the study of electronic oscillators, and mechanical oscillators with friction. Our study showed that relaxation oscillations can occur under minimal conditions which differ from those associated with the (four-stroke) vdP-type relaxation oscillations. This observation is made also in [12, 13, 14], where two-stroke relaxation oscillations are observed in singularly perturbed problems in standard form (1.6). The models proposed in these works describe two-stroke relaxation oscillations as perturbations of singular relaxation cycles containing segments at infinity. Our approach shows that by relaxing the requirement that the system is globally expressible in the standard form (1.6) and hence allowing for non-zero curvature of the layer flow, two-stroke relaxation cycles can be described as perturbations of singular relaxation cycles residing in a compact region of phase space. Moreover, our approach is applicable to the analysis of systems like (1.11), which cannot be understood as a standard form problem with a return mechanism at infinity.

The manuscript also raises a number of interesting questions in both theory and application. The remaining discussion focuses on a small number of these in turn. Each constitutes either current or future work.

Onset of stick-slip by canard explosion in a three-timescale problem. As outlined in Section 5.2, the transition from ‘steady sliding’ to ‘stick-slip’ oscillation in the model (5.2) with $0 < \epsilon \ll \delta \ll 1$ appears to occur via a canard explosion, with the transition from small-amplitude sliding oscillations to large-amplitude stick-slip oscillations occurring at the transition from canard cycles without head to canard cycles with head. The observed dynamics is, more generally, a feature of all stick-slip oscillators with a characteristic $\mu(v_r)$ that has a turning point bounded away from $v_r = 0$. We are interested currently in a complete study of the canard explosions exhibited by these systems, and in particular, with the transition from (two-timescale) canard cycles without head to (three-timescale) canard cycles with head; see Figure 5.5.

More general friction forces. A natural progression from this work is to study two-stroke oscillators for which the friction has ‘rate-and-state’ dependence. Such a generalised friction force $F_f(x, v_r, t)$ models rate-and-state dependence in a wide range of physical phenomena and engineering applications [5]. From a modelling point of view, incorporating rate dependence in particular leads one into the realm of non-autonomous dynamical systems (‘open’ models). If the friction force changes only slowly in time then singular perturbation techniques can still

provide answers to understand the underlying non-autonomous dynamics; see e.g. [36].

In addition to the difficulties associated with non-autonomous dynamical systems, many of the existing models involving exponential or logarithmic type (friction) terms lead, in the context of singularly perturbed problems, to more general problems surrounding the difficulties associated with the breakdown of normal hyperbolicity at greater than algebraic rates. Significant progress has been made in this area by Kristiansen [12], who extends the blow-up method in order to deal with such difficulties.

Canards and bifurcations two-stroke relaxation oscillators. In the case of vdP-type (four-stroke) relaxation oscillation, the mechanism responsible for the onset of relaxation oscillation is a canard explosion, i.e. a rapid transition from small to large amplitude relaxation oscillations under an exponentially small variation in parameter space. Canard explosion in the vdP oscillator with constant forcing is well understood [16], and known to correlate with the passage of an equilibrium over a fold under additional parameter variation. Although the canard explosion itself is a global phenomenon, it is driven by the local dynamics, in particular the occurrence of a (singular) Andronov-Hopf bifurcation, and the presence of small (and large) canard cycles.

Given the local equivalence between general singularly perturbed problems (3.1) and standard form problems (1.6) discussed in Section 3.3, then, a natural question is the following: what is the global effect of introducing analogous local dynamics in the case of the two-stroke relaxation oscillation? In a companion paper we consider canard explosion in general systems (3.1) capable of generating two-stroke relaxation oscillation. The canard explosion in these systems studied differ qualitatively from the vdP-type canard explosion in a number of ways: among other distinguishing features, canard cycles can have arbitrarily large amplitudes which exceed that of the relaxation cycle significantly, and the onset of stable two-stroke relaxation oscillation is possible only if the associated (singular) Andronov-Hopf bifurcation is subcritical. In addition to the study of canard explosion under ‘minimal’ conditions, we also consider the possibilities for global dynamics associated with two-stroke relaxation oscillators with up to two additional equilibria on the slow manifold. The occurrence of a local (singular) Bogdanov-Takens bifurcation (see [35, 37]) in this scenario leads to a wide variety of possibilities for global bifurcations and dynamics.

The general framework for \mathbb{R}^n . The framework for GSPT applied to general systems (3.1) developed in this work extends beyond the study of planar two-stroke oscillations. In particular, the framework presented in this work generalises to higher dimensional singular perturbation problems in the general form

$$z' = N(z)f(z) + \epsilon G(z, \epsilon), \quad z \in \mathbb{R}^n, \quad 0 < \epsilon \ll 1, \quad (6.1)$$

where $N(z)$ denotes a matrix of dimension $n \times (n - k)$ and $f(z)$ is a $(n - k)$ -dimensional (vector-valued) function, and the existence of an k -dimensional critical manifold $S = \{z \in \mathbb{R}^n | f(z) = 0\}$ is assumed, $1 \leq k < n$. This work is developed in [38].

Acknowledgments

This work was supported by the Australian Research Council DP180103022 grant.

References

- [1] van der Pol B. A theory of the amplitude of free and forced triode vibrations. *Radio Review*. 1920;1(1920):701–710.
- [2] van der Pol B. On “relaxation-oscillations”. *The London, Edinburgh, and Dublin Philosophical Magazine and Journal of Science*. 1926;2(11):978–992.
- [3] Kuehn C. Multiple time scale dynamics. vol. 191. Springer; 2015.
- [4] Le Corbeiller P. Two-stroke oscillators. *IRE Transactions on Circuit Theory*. 1960;7(4):387–398.
- [5] Berger E. Friction modeling for dynamic system simulation. *Applied Mechanics Reviews*. 2002;55(6):535–577.
- [6] Bossolini E, Brøns M, Kristiansen KU. Canards in stiction: On solutions of a friction oscillator by regularization. *SIAM Journal on Applied Dynamical Systems*. 2017;16(4):2233–2258.
- [7] Pomeau Y, Berre ML. Critical speed-up vs critical slow-down: a new kind of relaxation oscillation with application to stick-slip phenomena. *arXiv preprint arXiv:11073331*. 2011;.
- [8] Popp K, Stelzer P. Stick-slip vibrations and chaos. *Philosophical Transactions of the Royal Society of London A: Mathematical, Physical and Engineering Sciences*. 1990;332(1624):89–105.
- [9] Thomsen JJ, Fidler A. Analytical approximations for stick-slip vibration amplitudes. *International Journal of Non-Linear Mechanics*. 2003;38(3):389–403.
- [10] Won HI, Chung J. Stick-slip vibration of an oscillator with damping. *Nonlinear Dynamics*. 2016;86(1):257–267.
- [11] Puu T, Sushko I. Business cycle dynamics: Models and tools. Springer-Verlag; 2006.
- [12] Kristiansen KU. Blowup for flat slow manifolds. *Nonlinearity*. 2017;30(5):2138.
- [13] Rankin J, Desroches M, Krauskopf B, Lowenberg M. Canard cycles in aircraft ground dynamics. *Nonlinear Dynamics*. 2011;66(4):681–688.
- [14] Brøns M. Relaxation oscillations and canards in a nonlinear model of discontinuous plastic deformation in metals at very low temperatures. In: *Proceedings of the Royal Society of London A: Mathematical, Physical and Engineering Sciences*. vol. 461. The Royal Society; 2005. p. 2289–2302.
- [15] Goldbeter A. Biochemical oscillations and cellular rhythms: the molecular bases of periodic and chaotic behaviour. Cambridge university press; 1997.
- [16] Krupa M, Szmolyan P. Relaxation oscillation and canard explosion. *Journal of Differential Equations*. 2001;174(2):312–368.
- [17] Fenichel N. Geometric singular perturbation theory for ordinary differential equations. *Journal of Differential Equations*. 1979;31(1):53–98.
- [18] Goeke A, Walcher S. A constructive approach to quasi-steady state reductions. *Journal of mathematical chemistry*. 2014;52(10):2596–2626.

- [19] Kaleda PI. Singular systems on the plane and in space. *Journal of Mathematical Sciences*. 2011;179(4):475–490.
- [20] Kosiuk I, Szmolyan P. Geometric analysis of the Goldbeter minimal model for the embryonic cell cycle. *Journal of mathematical biology*. 2016;72(5):1337–1368.
- [21] Hester D. The nonlinear theory of a class of transistor oscillators. *IEEE Transactions on Circuit Theory*. 1968;15(2):111–117.
- [22] Ibrahim R. Friction-induced vibration, chatter, squeal, and chaos—part II: dynamics and modeling. *Applied Mechanics Reviews*. 1994;47(7):227–253.
- [23] Panovko YG, Gubanova II. Stability and oscillations of elastic systems, paradoxes, fallacies and new concepts. Consultants Bureau; 1965.
- [24] Chen GS. Handbook of friction-vibration interactions. Elsevier; 2014.
- [25] Jones CK. Geometric singular perturbation theory. In: *Dynamical systems*. Springer; 1995. p. 44–118.
- [26] Fenichel N. Asymptotic stability with rate conditions. *Indiana University Mathematics Journal*. 1974;23(12):1109–1137.
- [27] Fenichel N. Asymptotic stability with rate conditions, II. *Indiana University Mathematics Journal*. 1977;26(1):81–93.
- [28] Tikhonov AN. Systems of differential equations containing small parameters in the derivatives. *Matematicheskii sbornik*. 1952;73(3):575–586.
- [29] Krupa M, Szmolyan P. Extending geometric singular perturbation theory to nonhyperbolic points—fold and canard points in two dimensions. *SIAM journal on mathematical analysis*. 2001;33(2):286–314.
- [30] Arnold V. *Ordinary Differential Equations*. Translated, edited by Richard Silverman, editors. MIT Press, Cambridge; 1973.
- [31] Carmen C. *Ordinary differential equations with applications*. Springer; 2000.
- [32] Hirsch MW, Smale S, Devaney RL. *Differential equations, dynamical systems, and an introduction to chaos*. Academic press; 2012.
- [33] Gucwa I, Szmolyan P, et al. Geometric singular perturbation analysis of an autocatalator model. *Discrete and Continuous Dynamical Systems*. 2009;2(4):783–806.
- [34] Dumortier F, Roussarie R. Canard cycles and center manifolds. vol. 577. American Mathematical Soc.; 1996.
- [35] De Maesschalck P, Wechselberger M. Neural excitability and singular bifurcations. *The Journal of Mathematical Neuroscience (JMN)*. 2015;5(1):16.
- [36] Wechselberger M, Mitry J, Rinzel J. Canard theory and excitability. In: *Nonautonomous dynamical systems in the life sciences*. Springer; 2013. p. 89–132.
- [37] De Maesschalck P, Dumortier F. Slow-fast Bogdanov-Takens bifurcations. *Journal of differential equations*. 2011;250(2):1000–1025.

- [38] Wechselberger M. Geometric singular perturbation theory beyond the standard form. Preprint. 2018;.
- [39] Mishchenko EF. Differential equations with small parameters and relaxation oscillations. vol. 13. Springer Science & Business Media; 2013.
- [40] Guckenheimer J, Holmes P. Nonlinear oscillations, dynamical systems, and bifurcations of vector fields. vol. 42. Springer Science & Business Media; 2013.

A Proof of Theorem 3.7

The proof is based on the blow-up method; see, e.g., [16, 34] for details. Without loss of generality, we assume that $F = (x_F, y_F) = (0, 0)$, and $D_f|_F > 0$ (one can always ensure this by adjusting N if necessary). Making the preliminary transformation $u = f(x, y)$ and denoting the inverse of the transformation by $y = M(x, u)$ as in proof of Lemma 3.3, we obtain the system

$$\begin{aligned} \begin{pmatrix} x' \\ u' \end{pmatrix} &:= \tilde{N}(x, u)u + \epsilon \tilde{G}(x, u, \epsilon) \\ &= \begin{pmatrix} N_1(x, M(x, u)) \\ \langle Df(x, M(x, u)), N(x, M(x, u)) \rangle \end{pmatrix} u + \epsilon \begin{pmatrix} G_1(x, M(x, u), \epsilon) \\ \langle Df(x, M(x, u)), G(x, M(x, u), \epsilon) \rangle \end{pmatrix}, \end{aligned} \quad (\text{A.1})$$

and the sections $\Sigma_{in/out}$ defined in (3.28) with $(x_F, y_F) = (0, 0)$ are mapped to

$$\tilde{\Sigma}_{in} = \{(-\rho, M(-\rho, u), \epsilon) | u \in \tilde{J}\}, \quad \tilde{\Sigma}_{out} = \{(\rho, M(\rho, u), \epsilon) | u \in \tilde{J}\},$$

which can in turn be rewritten as

$$\tilde{\Sigma}_{in} = \{(-\rho, u, \epsilon) | u \in \hat{J}_{in}\}, \quad \tilde{\Sigma}_{out} = \{(\rho, u, \epsilon) | u \in \hat{J}_{out}\}, \quad (\text{A.2})$$

since $M(\rho, u) = \mathcal{O}(u)$. One can verify that the presence of a jump-off point at $(x, y) = (0, 0)$ implies the presence of a jump-off point at $(x, u) = (0, 0)$ in the system (A.1).⁴ We consider the extended system obtained from (A.1) by adding the trivial equation $\epsilon' = 0$ and expanding about $(x, u, \epsilon) = (0, 0, 0)$,

$$\begin{pmatrix} x' \\ u' \\ \epsilon' \end{pmatrix} = \begin{pmatrix} a_0 + a_1x + a_2u + \cdots \\ b_1x + b_2u + \cdots \\ 0 \end{pmatrix} u + \epsilon \begin{pmatrix} c_0 + c_1x + c_2u + c_3\epsilon + \cdots \\ d_0 + d_1x + d_2u + d_3\epsilon + \cdots \\ 0 \end{pmatrix}, \quad (\text{A.3})$$

where $a_0 \neq 0$, $b_1 \neq 0$, $d_0 \neq 0$ by the definition of regular contact (Definition 3.6). We assume in the following that a_0, b_0, d_0 are positive; the proof is analogous for different choices provided the relative orientations are consistent with F being a jump-off point. We now define the blow-up $\Phi : S^2 \times [0, \rho] \rightarrow \mathbb{R}^3$ by the mapping

$$(x, u, \epsilon) = (r\bar{x}, r^2\bar{u}, r^3\bar{\epsilon}), \quad (\bar{x}, \bar{u}, \bar{\epsilon}, r) \in S^2 \times [0, \rho], \quad (\text{A.4})$$

where in particular, since $\epsilon \geq 0$, we need only consider the dynamics on and near the hemisphere

$$(\bar{x}, \bar{u}, \bar{\epsilon}) \in S_+^2 = \{(\bar{x}, \bar{u}, \bar{\epsilon}) | \bar{x}^2 + \bar{u}^2 + \bar{\epsilon}^2 = 1, \bar{\epsilon} \geq 0\}.$$

The dynamics are studied in different coordinate charts. We define entry and exit charts $K_1 : \bar{x} = -1$ respectively $K_3 : \bar{x} = 1$, and a family rescaling chart $K_2 : \bar{\epsilon} = 1$. In line with

⁴Since $D_y|_F > 0$, the coordinate transformation preserves orientation.

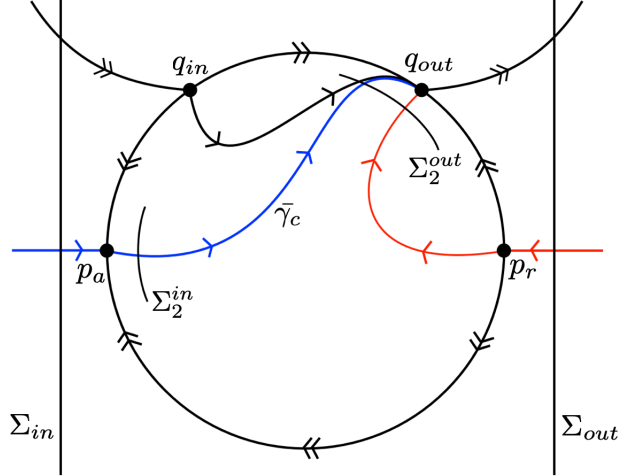


Figure A.1: Dynamics on $S^{2,+}$.

conventions, we denote the image of an object γ under the blow-up map (A.4) by $\bar{\gamma}$, and it's image in a specific chart K_j by γ_j , for $j \in \{1, 2, 3\}$. Charts K_1 and K_3 allow one to describe the extension of the (extended) slow manifolds S_ϵ^a and \bar{S}_ϵ^r respectively into the neighbourhood of S_+^2 , while the flow on (and near) the interior of S_+^2 is understood in chart K_2 .

In order to put the technicalities into context, we briefly summarise the key findings in charts K_1 and K_3 before considering a more detailed analysis. The main dynamical features are sketched in Figure A.1, which shows a birds-eye perspective of the dynamics in the blow-up, restricted to the hemisphere S_+^2 . We refer to Figure A.1 throughout the proof; for now it suffices to note the existence of four singularities on the equator S^1 . Those denoted p_a and p_r are partially hyperbolic and attracting/repelling along S^1 respectively, and q_{in} and q_{out} are hyperbolic singularities corresponding to the intersection with the (extended) critical fiber $\bar{\mathcal{F}}$.

We now present an analysis of the dynamics in charts K_i , $i \in \{1, 2, 3\}$ in turn. Most of the analysis is conceptually analogous to the work in [29], in which the authors study the dynamics of a regular fold point in standard form problems (3.3). We cite corresponding and relevant results contained in this work as the analysis proceeds.

Chart K_2 . After an additional desingularisation $dt = r_2^{-1} d\bar{t}_2$, we obtain the following in the family rescaling chart K_2 :

$$\begin{aligned} x_2' &= a_0 u_2 + \mathcal{O}(r_2), \\ u_2' &= d_0 + b_1 x_2 u_2 + \mathcal{O}(r_2), \\ r_2' &= 0, \end{aligned} \tag{A.5}$$

where the subscript notation indicates the use of chart-specific coordinates

$$(x, u, \epsilon) = (r_2 x_2, r_2^2 u_2, r_2^3).$$

System (A.5) is a regular perturbation problem with perturbation parameter r_2 , and so the dynamics are governed by the limiting system

$$\begin{aligned} x_2' &= a_0 u_2, \\ u_2' &= d_0 + b_1 x_2 u_2. \end{aligned} \tag{A.6}$$

In the following we define the segments

$$\Sigma_2^{in} = \{(x_2, u_2, r_2) | x = -\delta^{-1/3}, r_2 \in [0, \delta^{1/3}\rho]\}, \quad \Sigma_2^{out} = \{(x_2, u_2, r_2) | x = \delta^{-1/3}, r_2 \in [0, \delta^{1/3}\rho]\},$$

(see Figure A.1) and denote the transition map defined by the flow of (A.5) by $\Pi_2 : \Sigma_2^{in} \rightarrow \Sigma_2^{out}$.

Proposition A.1. (cf. Proposition 2.3 and 2.4 in [29]). *There exists a solution $\gamma_{c,2}$ for (A.6) such that for the initial condition $q \in \Sigma_2^{in} \cap \gamma_{c,2}$, we have the following:*

(i)

$$\Pi_2(q) = \left(\delta^{-1/3}, \left(\frac{b_1}{2a_0} \right) \delta^{-2/3} + \left(\frac{2d_0^2}{a_0 b_1} \right)^{1/3} \Omega_0 - \left(\frac{2d_0}{b_1} \right) \delta^{1/3} + \mathcal{O}(\delta), 0 \right)^T,$$

(ii) *A neighbourhood of q is mapped diffeomorphically onto a neighbourhood of $\Pi_2(q)$.*

Proof. The key observation is that (A.6) is a Ricatti equation with special solution $\gamma_{c,2}$ (see Figure A.1). In particular, $\gamma_{c,2}$ can be parameterised as $(x_2, \zeta(x_2))$, where $\zeta(x_2)$ has known asymptotic behaviour described by

$$\zeta(x_2) = \left(\frac{2d_0^2}{a_0 b_1} \right)^{1/3} \Omega_0 + \left(\frac{b_1}{2a_0} \right) x_2^2 - \left(\frac{2d_0}{b_1} \right) \frac{1}{x_2} + \mathcal{O}\left(\frac{1}{x_2^3}\right), \quad x_2 \rightarrow \infty,$$

where Ω_0 is a known positive constant,⁵ and

$$\zeta(x_2) = -\left(\frac{d_0}{b_1} \right) \frac{1}{x_2} + \mathcal{O}\left(\frac{1}{x_2^4}\right), \quad x_2 \rightarrow -\infty. \quad (\text{A.7})$$

The result (i) follows, and (ii) follows by standard results from regular perturbation theory. \square

Chart K_1 . After an additional desingularisation $dt = r_1^{-1} d\bar{t}_1$, we obtain the following in the entry chart K_1 :

$$\begin{aligned} u'_1 &= -b_1 u_1 + d_0 \epsilon_1 + 2u_1 \theta_1(u_1, \epsilon_1, r_1) + r_1((b_3 + b_2 u_1)u_1 - d_1 \epsilon_1) + \mathcal{O}(r_1^2), \\ \epsilon'_1 &= 3\epsilon_1 \theta_1(u_1, \epsilon_1, r_1), \\ r'_1 &= -r_1 \theta(u_1, \epsilon_1, r_1), \end{aligned} \quad (\text{A.8})$$

where the subscript notation indicates the use of chart-specific coordinates

$$(x, u, \epsilon) = (-r_1, r_1^2 u_1, r_1^3 \epsilon_1),$$

and

$$\theta_1(u_1, \epsilon_1, r_1) = a_0 u_1 + r_1(-a_1 u_1 + c_0 \epsilon_1) + \mathcal{O}(r_1^2).$$

The portion of the equator S^1 visible in chart K_1 can be identified with the invariant line $\{(u_1, 0, 0) | u_1 \in \mathbb{R}\}$, along which we identify the partially hyperbolic singularity $p_a = (0, 0, 0)$, and hyperbolic saddle $q_{in} = (b_1/2a_0, 0, 0)$ shown in Figure A.1. Our main task here is to understand the dynamics near p_a , so we restrict our analysis to the set

$$D_1 := \{(u_1, \epsilon_1, r_1) | (\epsilon_1, r_1) \in [0, \delta] \times [0, \rho]\}.$$

The situation is sketched in Figure A.2, which shows all the relevant objects in the analysis near p_a .

⁵ Ω_0 is the smallest positive solution to $J_{-1/3}(2z^{3/2}/3) + J_{1/3}(2z^{3/2}/3)$, where $J_{-1/3}$ and $J_{1/3}$ are Bessel functions of the first kind. See Remark 2.4. in [29] and also [39].

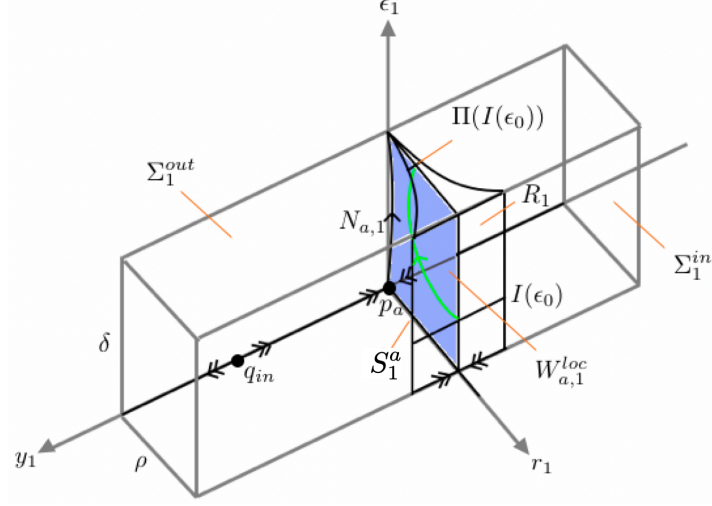


Figure A.2: Setup for the local analysis near p_a .

Proposition A.2. (cf. Proposition 2.6 in [29]). Given δ, ρ sufficiently small, we have the following:

- (i) There exists a locally invariant, two-dimensional attracting centre manifold $W_{a,1}^{loc}$, which is tangent to

$$E^c = \text{span}\{(0, 0, 1)^T, (d_0, b_1, 0)^T\}$$

at p_a and given by a graph $u_1 = g(\epsilon_1, r_1)$.

- (ii) $W_{a,1}^{loc}$ contains two locally invariant, one-dimensional centre manifolds as restrictions

$$N_1^a = W_{a,1}^{loc}|_{r_1=0} \quad \text{and} \quad S_1^a = W_{a,1}^{loc}|_{\epsilon_1=0}.$$

The manifold N_1^a is unique in D_1 and agrees asymptotically with the image of the special trajectory γ_c in chart K_1 , denoted $\gamma_{c,1}$. The manifold S_1^a agrees asymptotically with image of the attracting (extended) critical manifold \tilde{S}^a in chart K_1 .

- (iii) There exists a stable invariant foliation \mathcal{F}^s with base $W_{a,1}^{loc}$ and one-dimensional fibers. Moreover, we have that $\forall c > -b_1, \exists \delta, \rho > 0$ such that the contraction rate along \mathcal{F}^s during the time interval $[0, T]$ is greater than e^{cT} .

Proof. We prove statements (i) and (ii). Statement (iii) follows from centre manifold theory (see, e.g. [40]). The Jacobian at p_a is given by

$$J_{p_a} = \begin{pmatrix} -b_1 & d_0 & 0 \\ 0 & 0 & 0 \\ 0 & 0 & 0 \end{pmatrix},$$

which has eigenvalues $-b_1 < 0, 0$ and 0 . Centre manifold theory implies the existence of a locally invariant two-dimensional attracting centre manifold $W_{a,1}^{loc}$ given as a graph $u_1 = g(\epsilon_1, r_1)$, which is tangent to the centre eigenspace $E^c = \text{span}\{(d_0, b_1, 0)^T, (0, 0, 1)^T\}$ at p_a . Making a power series ansatz for $g(\epsilon_1, r_1)$ and matching terms gives a local expression for the manifold:

$$W_{a,1}^{loc} = \left\{ (u_1, \epsilon_1, r_1) \middle| u_1 = g(\epsilon_1, r_1) = \frac{d_0}{b_1} \epsilon_1 + \left(\frac{b_3 d_0 - b_1 d_1}{b_1^2} \right) r_1 \epsilon_1 - \frac{a_0 d_0^2}{b_1^3} \epsilon_1^2 + \mathcal{O}(3) \right\},$$

where $\mathcal{O}(3) := \mathcal{O}(\epsilon_1^3, \epsilon_1^2 r_1, \epsilon_1 r_1^2, r_1^3)$. Dynamics on $W_{a,1}^{loc}$ are determined by restricting (A.8):

$$\begin{aligned} u_1' &= \frac{3a_0 d_0^2}{b_1^2} \epsilon_1^2 + \mathcal{O}(3), \\ \epsilon_1' &= \frac{3a_0 d_0}{b_1} \epsilon_1^2 + \mathcal{O}(3), \\ r_1' &= -\frac{a_0 d_0}{b_1} r_1 \epsilon_1 + \mathcal{O}(3). \end{aligned} \tag{A.9}$$

Restricting to the invariant plane $\{r_1 = 0\}$ gives

$$N_1^a = \left\{ (u_1, \epsilon_1, 0) \mid u_1 = g(\epsilon_1, 0) = \frac{d_0}{b_1} \epsilon_1 - \frac{a_0 d_0^2}{b_1^3} \epsilon_1^2 + \mathcal{O}(\epsilon_1^3) \right\},$$

and restricting to the invariant plane $\{\epsilon_1 = 0\}$ gives $S_1^a = \{(u_1, 0, r_1) \mid u_1 = \mathcal{O}(r_1^3)\}$. One can verify that N_1^a and $\gamma_{c,1}$ agree near p_a by using equation (A.7) and the form of the blow-up transformation (A.4) to obtain

$$\gamma_{c,1} = (\epsilon_1^{2/3} \zeta(-\epsilon_1^{-1/3}), \epsilon_1, 0) = \left(\frac{d_0}{b_1} \epsilon_1 + \mathcal{O}(\epsilon_1^2), \epsilon_1, 0 \right),$$

in the limit $\epsilon_1 \rightarrow 0$. Uniqueness of N_1^a follows from the equation $\epsilon_1'|_{N_{a,1}} > 0$. \square

Entry and exit segments $\Sigma_1^{in/out}$ shown in Figure A.2 are defined by

$$\Sigma_1^{in} = \{(u_1, \epsilon_1, r_1) \mid r_1 = \rho\}, \quad \Sigma_1^{out} = \{(u_1, \epsilon_1, r_1) \mid \epsilon_1 = \delta\}.$$

We also define the rectangle $R_1 = \{|u_1| \leq \omega\} \cap \Sigma_1^{in}$ for some sufficiently small $\omega > 0$, and let $I(\epsilon_0) = R_1|_{\epsilon_1=\epsilon_0}$ for each fixed $\epsilon_0 \in [0, \delta]$ (see Figure A.2). The following result summarises the dynamics near p_a .

Proposition A.3. (cf. Proposition 2.8 in [29]). *Given δ, ρ, ω sufficiently small, the transition map $\Pi_1 : \Sigma_1^{in} \rightarrow \Sigma_1^{out}$ has the following properties:*

- (i) $\Pi_1(R_1)$ is wedge-shaped in Σ_1^{out} .
- (ii) $\forall \epsilon_1 \in (0, \delta]$ and $c < b_1$ fixed, $\exists K > 0$ such that $\Pi_1|_{I(\epsilon_1)}$ is a contraction with contraction rate bounded below by

$$K \exp \left[-\frac{cb_1}{3a_0 d_0} \left(\frac{1}{\epsilon_1} - \frac{1}{\delta} \right) \right].$$

Proof. We need an expression for the transition time T taken for solutions to pass from Σ_1^{in} to Σ_1^{out} (cf. Lemma 2.7 in [29]). Direct integration of the equation for ϵ_1' in (A.9) gives the leading order estimate

$$T \sim \frac{b_1}{3a_0 d_0} \left(\frac{1}{\epsilon_1} - \frac{1}{\delta} \right). \tag{A.10}$$

Statements (i) and (ii) follow from the expression (A.10) and Proposition A.2. \square

Chart K_3 . After an additional desingularisation $dt = r_3^{-1} d\bar{t}_3$, we obtain the following in exit chart K_3 :

$$\begin{aligned} u_3' &= b_1 u_3 + d_0 \epsilon_3 - 2u_3 \theta_3(u_3, \epsilon_3, r_3) + r_3((b_3 + b_2 u_3)u_3 + d_1 \epsilon_3) + \mathcal{O}(r_3^2), \\ \epsilon_3' &= -3\epsilon_3 \theta_3(u_3, \epsilon_3, r_3), \\ r_3' &= r_3 \theta_3(u_3, \epsilon_3, r_3), \end{aligned} \tag{A.11}$$

where the subscript notation indicates the use of chart-specific coordinates

$$(x, u, \epsilon) = (r_3, r_3^2 u_3, r_3^3 \epsilon_3),$$

and

$$\theta_3(u_3, \epsilon_3, r_3) = a_0 u_3 + r_3(a_1 u_3 + c_0 \epsilon_3) + \mathcal{O}(r_3^2).$$

The portion of the equator S^1 visible in chart K_3 can be identified with the invariant line $\{(u_3, 0, 0) | u_3 \in \mathbb{R}\}$, along which we identify the partially hyperbolic singularity $p_r = (0, 0, 0)$, and hyperbolic saddle $q_{out} = (b_1/2a_0, 0, 0)$ shown in Figure A.1. We are interested in the manner by which solutions leave the neighbourhood of S_+^2 near q_{out} . Accordingly, we restrict to the set

$$D_3 := \{(u_3, \epsilon_3, r_3) | (\epsilon_3, r_3) \in [0, \delta] \times [0, \rho]\},$$

and define the sections

$$\Sigma_3^{in} = \{(u_3, r_3, \epsilon_3) | r_3 \in [0, \rho], \epsilon_3 = \delta\}, \quad \Sigma_3^{out} = \{(u_3, r_3, \epsilon_3) | r_3 = \rho, \epsilon_3 \in [0, \delta]\}.$$

Proposition A.4. (cf. Propostion 2.11 in [29]). The transition map $\Pi_3 : \Sigma_3^{in} \rightarrow \Sigma_3^{out}$ has form

$$\Pi_3(u_3, \delta, r_3) = \left(\Pi_{31}(u_3, \delta, r_3), \delta \left(\frac{r_3}{\rho} \right)^3, \rho \right)^T,$$

where

$$\Pi_{31}(u_3, \delta, r_3) \sim \frac{b_1}{2a_0} + \left(u_3 - \frac{b_1}{2a_0} \right) \left(\frac{r_3}{\rho} \right)^2. \quad (\text{A.12})$$

In particular, if $q = \gamma_{c,3} \cap \Sigma_3^{in}$, then

$$\Pi_{31}(q) \sim \frac{b_1}{2a_0} + \Omega_0 \left(\frac{2d_0^2}{a_0 b_1} \right)^{1/3} \left(\frac{r_3}{\rho} \right)^2 \delta^{2/3}. \quad (\text{A.13})$$

Proof. Although q_{out} is hyperbolic, it has a resonance preventing a local transformation into the leading order linear system. An explicit solution for the leading order dynamics near q_{out} can be obtained directly from (A.11), though. Since $\theta_3(u_3, \epsilon_3, r_3) \sim b_1/2 > 0$ near q_{out} we can rescale $d\tilde{t}_3 = (\theta_3(u_3, \epsilon_3, r_3))^{-1} d\tilde{t}$, obtaining

$$\begin{aligned} u_3' &= \frac{b_1 u_3 + d_0 \epsilon_3}{\theta_3(u_3, \epsilon_3, r_3)} - 2u_3, \\ \epsilon_3' &= -3\epsilon_3, \\ r_3' &= r_3, \end{aligned} \quad (\text{A.14})$$

where the dash notation now denotes differentiation with respect to \tilde{t}_3 . The time T taken for solutions of (A.14) to travel from Σ_3^{in} to Σ_3^{out} can be determined from the equation for ϵ_3' . Direct integration gives

$$T = \ln \left(\frac{\rho}{r_3} \right),$$

and the equation for $\Pi_{31}(u_3, \delta, r_3)$ is determined by expanding the right hand side of the expression for u_3' near q_{out} , which gives

$$u_3' \sim \frac{b_1}{a_0} - 2u_3.$$

Integrating and evaluating at T yields equation (A.12). Finally, expression (A.13) follows from the form for the image of γ_c in chart K_3 , given by

$$\gamma_{c,3} = (\epsilon_3^{2/3} \zeta(\epsilon_3^{-1/3}), \epsilon_3, 0) = \left(\frac{b_1}{2a_0} + \Omega_0 \left(\frac{2d_0^2}{a_0 b_1} \right)^{1/3} \epsilon_3^{2/3} + \mathcal{O}(\epsilon_3), \epsilon_3, 0 \right).$$

□

Remark A.1. One can apply center manifold theory to prove the existence of a locally invariant, two-dimensional repelling center manifold $W_{r,3}^{loc}$ tangent to the center subspace at p_r , and appeal to similar arguments to those provided in the preceding proof to understand the leading order dynamics near q_{in} . We omit the details, since the dynamics near p_r and q_{in} are not of primary importance here.

Proof of Theorem 3.7. The proof follows conceptually the same arguments as those given in Section 2.8 of [29]. We denote the transition maps between charts K_i and K_j by κ_{ij} , and note that smoothness of the maps κ_{ij} follows from the fact that S^2 is a manifold.

Proof. We need to track $W_{a,1}^{loc}$ and R_1 under the flow. Define a map $\Pi : \Sigma_1^{in} \rightarrow \Sigma_3^{out}$ by the composition

$$\Pi = \Pi_3 \circ \kappa_{23} \circ \Pi_2 \circ \kappa_{12} \circ \Pi_1.$$

The map $\pi : \Sigma_{in} \rightarrow \Sigma_{out}$ from the statement of Theorem 3.7 is given by blow-down $\pi = \Phi \circ \Pi \circ \Phi^{-1}$, for $\epsilon > 0$.

By Proposition A.3 and smoothness of the transition maps κ_{ij} , the image $\kappa_{12} \circ \Pi_1(R_1 \cap W_{a,1}^{loc})$ is a smooth curve in Σ_2^{in} , transverse to $\{r_2 = 0\}$. Since $\kappa_{12} \circ \Pi_1(W_{a,1}^{loc} \cap \{r_1 = 0\}) = \gamma_{c,2} \cap \Sigma_2^{in}$, it follows from Proposition A.1 that $\Pi_2 \circ \kappa_{12} \circ \Pi_1(W_{a,1}^{loc} \cap R_1)$ is a smooth curve in Σ_2^{out} of form

$$\{(\delta^{-1/3}, s_2^{out}(r_2), r_2) | r_2 \in [0, \delta^{1/3}\rho]\},$$

where $s_2^{out} : [0, \delta^{1/3}\rho] \rightarrow \mathbb{R}$ is a smooth function such that $\{s_2^{out}(0)\} = \gamma_{c,2} \cap \Sigma_2^{out}$. In particular, this curve is transverse to $\{r_2 = 0\}$, and so the curve $\kappa_{23} \circ \Pi_2 \circ \kappa_{12} \circ \Pi_1(W_{a,1}^{loc} \cap R_1)$ is transverse to $\{r_3 = 0\}$ in Σ_3^{in} . Proposition A.4 implies that the image of the curve under Π_3 is of form

$$\{(s_3^{out}(\epsilon_3), \epsilon_3, \rho) | \epsilon_3 \in [0, \delta]\},$$

with

$$s_3^{out}(\epsilon_3) = \frac{b_1}{2a_0} + \mathcal{O}(\epsilon_3^{2/3}).$$

Hence after applying the blow-down transformation we obtain

$$|u_s - u_l| = \mathcal{O}(\epsilon^{2/3}) \quad \implies \quad |M(\rho, u_s) - M(\rho, u_l)| = |y_s - y_l| = \mathcal{O}(\epsilon^{2/3}),$$

where u_s, u_l denote the u -coordinate of the intersections $S_\epsilon^a \cap \Sigma_{out}$, $\mathcal{F} \cap \Sigma_{out}$ respectively, and we have used the fact that $M(\rho, u) = \mathcal{O}(u)$. This proves assertion (1) in Theorem 3.7. Assertion (2) follows exactly as in [29], only with Propositions A.3 and A.4 in place of Propositions 2.8 and 2.11 respectively in the cited work. \square

Remark A.2. Strictly speaking, one must also verify that the flow is regular across $\{(\bar{x}, \bar{u}, \bar{\epsilon}) | \bar{x} = 0, \bar{\epsilon} \geq 0\} \times [0, \rho]$. This can be done in additional charts $\bar{u} = \pm 1$.

Remark A.3. In [29], the authors identify a Ricatti equation in chart K_2 of the form

$$\begin{aligned} \tilde{x}_2' &= \tilde{x}_2^2 - \tilde{y}_2, \\ \tilde{y}_2' &= -1, \end{aligned} \tag{A.15}$$

in the limit $\tilde{r}_2 \rightarrow 0$, where we have used the tilde notation to distinguish their coordinates from ours. This system is related to the Ricatti equation in (A.6) by the coordinate transformation

$$(\tilde{x}_2, \tilde{u}_2) = (\tilde{x}_2, \tilde{x}_2^2 - \tilde{y}_2)$$

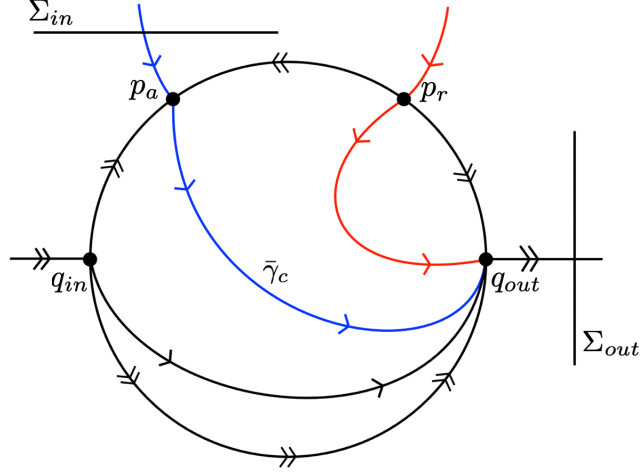


Figure A.3: Regular fold point dynamics on S^2_+ , as studied in [29]. Compare with Figure A.1.

followed by

$$(x_2, u_2, t_2) = (\alpha^{-1}\tilde{x}_2, \beta^{-1}\tilde{u}_2, \gamma^{-1}\tilde{t}_2),$$

where

$$\alpha = \left(\frac{b_1^2}{4a_0d_0} \right)^{1/3}, \quad \beta = \left(\frac{a_0b_1}{2d_0^2} \right)^{1/3}, \quad \gamma = \left(\frac{a_0b_1d_0}{2} \right)^{1/3}.$$

The dynamics in the blow-up observed in [29] are sketched in A.3, which should be compared with Figure A.1. Note that the segments chosen for the statement and proof of Theorem 3.7 are not the same as those in [29].