

# Aligning Visual Regions and Textual Concepts: Learning Fine-Grained Image Representations for Image Captioning

Fenglin Liu<sup>1,3\*</sup>, Yuanxin Liu<sup>1\*</sup>, Xuancheng Ren<sup>2\*</sup>, Kai Lei<sup>3†</sup>, Xu Sun<sup>2†</sup>

<sup>1</sup>School of ICE, Beijing University of Posts and Telecommunications

<sup>2</sup>MOE Key Laboratory of Computational Linguistics, School of EECS, Peking University

<sup>3</sup>Shenzhen Key Lab for Information Centric Networking & Blockchain Technology (ICNLAB),  
School of Electronics and Computer Engineering (SECE), Peking University  
fenglinliu98@gmail.com, yuanxinLIU@bupt.edu.cn, renxc@pku.edu.cn  
leik@pkusz.edu.cn, xusun@pku.edu.cn

## Abstract

In image-grounded text generation, fine-grained representations of the image are considered to be of paramount importance. Most of the current systems incorporate visual features and textual concepts as a sketch of an image. However, plainly inferred representations are usually undesirable in that they are composed of separate components, the relations of which are elusive. In this work, we aim at representing an image with a set of integrated visual regions and corresponding textual concepts. To this end, we build the Mutual Iterative Attention (MIA) module, which integrates correlated visual features and textual concepts, respectively, by aligning the two modalities. We evaluate the proposed approach on the COCO dataset for image captioning. Extensive experiments show that the refined image representations boost the baseline models by up to 12% in terms of CIDEr, demonstrating that our method is effective and generalizes well to a wide range of models.

## 1 Introduction

Recently, there is a surge of research interest in multidisciplinary tasks such as image captioning (Chen et al., 2015) and visual question answering (VQA) (Goyal et al., 2017), trying to explain the interaction between vision and language. In image captioning, an intelligence system takes an image as input and generates a description in the form of natural language. VQA is a more challenging problem that takes an extra question into account and requires the model to give an answer depending on both the image and the question. Despite their different application scenarios, a shared goal is to understand the image, which necessitates the acquisition of grounded image representations.

\*Equal contributions.

†Corresponding authors.

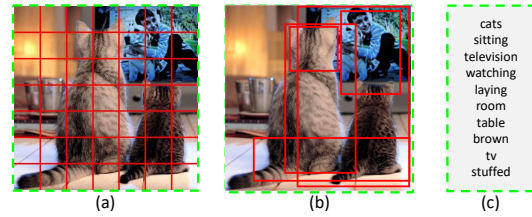


Figure 1: Illustrations of commonly-used image representations: (a) CNN-based visual features, (b) RCNN-based visual features, (c) textual concepts.

In the literature, an image is typically represented in two forms (see Figure 1):

**Visual Features** (Vinyals et al., 2015; Anderson et al., 2018; Lu et al., 2018) represent an image in the vision domain and contain abundant visual information. For CNN-based visual features, an image is split into equally-sized visual regions without encoding global relationships such as position and adjacency. To obtain better image representations with respect to concrete objects, RCNN-based visual features that are defined by bounding boxes of interests are proposed. Nevertheless, the visual features are based on regions and are not associated with the actual words, which means the semantic inconsistency between the two domains has to be resolved by the downstream systems themselves.

**Textual Concepts** (Fang et al., 2015; You et al., 2016; Wu et al., 2016) represent an image in the language domain and introduce semantic information. They consist of unordered visual words, irrespective of affiliation and positional relations, making it difficult for the system to infer the underlying semantic and spatial relationships. Moreover, due to the lack of visual reference, some concepts may induce semantic ambiguity, e.g., the word *mouse* can either refer to a mammal or an electronic device.

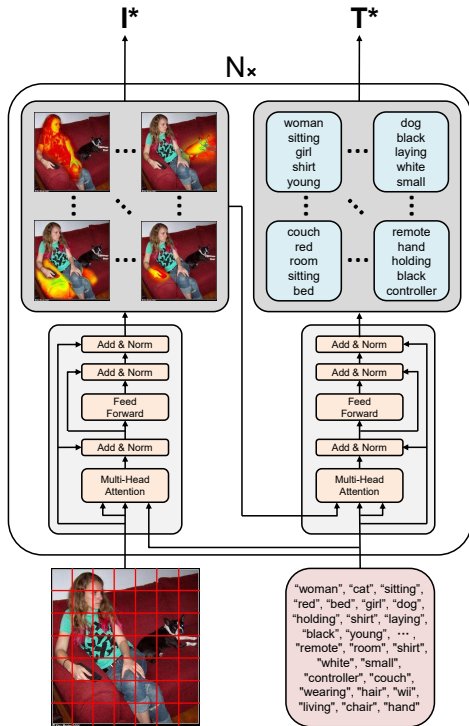


Figure 2: Overview of our approach. We take plainly extracted visual and textual features (the lower) and repeat a mutual attention mechanism (the middle) to combine the local features from each domain, resulting in integrated image representations reflecting certain aspects of the image (the upper).

For image representations used in text generation, it is often desirable to integrate the two forms of image information. Existing downstream systems achieve that by using both kinds of image representations *in the decoding process*, mostly ignoring the innate alignment between the modalities.<sup>1</sup> As the semantics of the visual features and the textual concepts are usually inconsistent, the systems have to devote themselves to learn such alignment. Besides, these representations only contain local features, lacking global structural information. Those problems make it hard for the systems to understand the image efficiently.

In this paper, we work toward constructing integrated image representations from vision and language *in the encoding process*. The objective is achieved by the proposed Mutual Iterative Attention (MIA) module, which aligns the visual features and textual concepts with their relevant counterparts in each domain. The motivation comes from the fact that correlated features in one do-

<sup>1</sup>The term alignment is used in a “broader and softer” sense that it allows probabilistic many-to-many relations instead of monotonic relations, as in Xu et al. (2015).

main can be linked up by a feature in another domain, which has connections with all of them. In implementation, we perform mutual attention iteratively between the two domains to realize the procedure without annotated alignment data. The visual receptive fields gradually concentrate on salient visual regions, and the original word-level concepts are gradually merged to recapitulate corresponding visual regions. In addition, the aligned visual features and textual concepts provide a more clear definition of the image aspects they represent.

The contributions of this paper are as follows:

- For image-grounded text generation, we introduce integrated image representations based on the alignment between visual regions and textual concepts to describe the salient combination of local features in a certain modality.
- We propose a novel attention-based strategy, namely the Mutual Iterative Attention (MIA), which uses the features from the other domain as the guide for integrating the features in the current domain without mixing in the heterogeneous information.
- According to the extensive experiments on the COCO image captioning dataset, when equipped with the MIA, improvements of up to 12% in terms of CIDEr can be achieved, demonstrating that our approach can generalize to a wide range of models.

## 2 Approach

The proposed approach acts on plainly extracted image features from two modalities and serves as an auxiliary feature refiner. Figure 2 gives an overview and example of our approach.

### 2.1 Visual Features and Textual Concepts

Visual features and textual concepts are widely used (Vinyals et al., 2015; Wu et al., 2016; You et al., 2016; Yao et al., 2017; Liu et al., 2018) as the information sources for image captioning. In common practice, GoogLeNet (Szegedy et al., 2015) and ResNet (He et al., 2016) are used to extract the visual features, which are rich in low-level visual information (Wu et al., 2016). The textual concepts are introduced in recent studies (Fang et al., 2015; Wu et al., 2016; You et al.,

2016) to compensate the lack of high-level semantic information in visual features. Specifically, they consist of visual words that can be objects (e.g., *woman, shirt*), attributes (e.g., *young, black*) and relations (e.g., *sitting, holding*). These words are given by a textual concept extractor, which is generally trained in two ways. The first one (Fang et al., 2015) is a weakly-supervised learning method called Multiple Instance Learning (Zhang et al., 2006). The second one (Wu et al., 2016) treats this as a multi-label classification problem. The extractor will give a set of visual words based on the image, which it considers as the most likely ones to appear in the ground-truth description. The embedding vectors of these visual words are then taken as the textual concepts.

## 2.2 Learning Alignment

To form the alignment between the visual regions and the textual words, we adopt the self-attention mechanism from Vaswani et al. (2017), which is designed initially to obtain contextual representations for sentences in machine translation and proves to be effective in capturing alignment of different languages and the structure of sentences.

### 2.2.1 Mutual Attention

Mutual Attention contains two sub-layers. The first sub-layer makes use of multi-head attention to learn the correlated features in a certain domain by querying the other domain. The second sub-layer uses feed-forward layer to add sufficient expressive power. Residual connections from the input to the output of each sub-layer help keep the placement of the features in the matrix. By such operations, the features at the same position in the matrix from different domains are naturally aligned.

The multi-head attention is composed of  $n$  parallel heads. Results from each head are concatenated and passed through a linear transformation to construct the output. Each head is formulated as a scaled dot-product attention:

$$\text{Att}(Q,K,V) = \text{softmax}\left(\frac{QW^Q(KW^K)^T}{\sqrt{d_k}}\right)VW^V \quad (1)$$

where  $Q \in \mathbb{R}^{k \times d_h}$ ,  $K \in \mathbb{R}^{k \times d_h}$  and  $V \in \mathbb{R}^{k \times d_h}$  stand for the query matrix, the key matrix, the value matrix, respectively, and  $W^Q, W^K, W^V \in \mathbb{R}^{d_h \times d_k}$  are learnable parameters and  $d_k = d_h/n$ , where  $n$  is the number of heads.

Following the multi-head attention is a fully-connected feed-forward network, defined as:

$$\text{FFN}(x) = \max(0, xW_f + b_f)W_{ff} + b_{ff} \quad (2)$$

where  $\max(0, *)$  is the ReLU activation function;  $W_f$  and  $W_{ff}$  are matrices for linear transformation;  $b_f$  and  $b_{ff}$  are the bias terms.

The mutual attention is different from the self-attention in that in the self-attention, the query matrix, the key matrix and the value matrix are the same, while in mutual attention, the query matrix is selected differently. To refine visual features, the key matrix and the value matrix consist of the original visual features, while the query matrix is chosen as the textual concepts, so that the knowledge from the other domain can serve as the guide for combining local features and extracting structural relationships. This approach also ensures that the refined visual features only contain homogenous information because the information from the other domain only serves as the attentive weight and is not part of the final values.

### 2.2.2 Mutual Iterative Attention

To refine both the visual features and the textual concepts, we propose to perform mutual attention iteratively. The iterative process begins with the textual concepts paying attention to salient visual regions. According to the attention theorem, in this case, the textual concepts are the queries, and the visual features are the keys and values. The result is a set of attended visual features:

$$I_1 = \text{FFN}(\text{MultiHead}(T_0, I_0, I_0)) \quad (3)$$

where  $I_0$ ,  $T_0$  and  $I_1$  represent the original visual features, textual concepts and the updated visual features of the first iteration, respectively. Note that the output of each sub-layer is post-processed by a series of operations arranged as: dropout (Srivastava et al., 2014), residual connection (He et al., 2016), and layer normalization (Ba et al., 2016). They are omitted in the equations for conciseness.

Then, we switch the roles of visual features and textual concepts, using the updated visual features to query the textual concepts:

$$T_1 = \text{FFN}(\text{MultiHead}(I_1, T_0, T_0)) \quad (4)$$

After the above calculation, the first round of iteration is completed.<sup>2</sup> By repeating the same process for  $N$  times, we obtain the final outputs of the

<sup>2</sup>It is also possible to reverse the order by first construct-

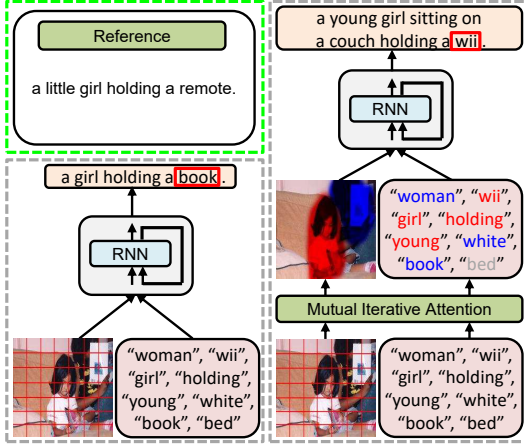


Figure 3: Illustration of the proposed improvement. The left plot is a running instance of the LSTM-A3 (Yao et al., 2017), where the separated visual features and textual concepts are directly sent to the RNN decoder. The model thus gets confused about the relations, mistakenly associating *girl* with *book*. In the right plot, our MIA integrates correlated features within each domain by aligning corresponding features between the two domains (please view in color). As a result, the output is more relevant to the image content.

two stacks, which are denoted as  $I^* = I_N$  and  $T^* = T_N$ . It is important to note that in each iteration, the parameters of the mutual attention is shared.

We then combine  $I^*$  and  $T^*$  to make the best of their respective advantages. Since the visual features and the textual concepts are already aligned, we can directly add them up to get the output of the MIA module:

$$\text{MIA}(I, T) = \text{LayerNorm}(I^* + T^*) \quad (5)$$

As a result, the refined features can overcome the aforementioned weaknesses of existing image representations, providing a better start point for image-grounded text generation task.

### 2.3 Learning with Specific Tasks

As the annotated alignment data are not easy to obtain and the alignment learning lacks direct supervision, we adopt the distantly-supervised learning and make use of downstream tasks to refine the integrated image representations. As shown by previous work (Vaswani et al., 2017), by training on machine translation datasets, the self-attention can learn correlation of words quite well. As the proposed method focuses on building semantic-aware

ing correlated textual concepts. However, in our preliminary experiments, we found that the alternative approach performs inferiorly. The related results and explanations are given in Appendix A.1 for reference.

image representations, it can be easily incorporated in the downstream models to substitute the originally-used features, which in turn provides supervision for the mutual iterative attention.

We mainly experiment with image captioning models in this work, since it can be regarded as translating an image into a sentence. To use the proposed approach, MIA is added to the model as a preprocessing component. An instance is illustrated in Figure 3, where the MIA is applied to LSTM-A3 (Yao et al., 2017), a model using both visual features and textual concepts as input. For models only using one kind of features, the reciprocal process between the two kinds of features is maintained, as it still helps to combine the local features to reflect global relationships.

## 3 Experiment

We evaluate the MIA on the COCO dataset and replace information sources of the baselines with our refined image representations, followed by analyses of the proposed approach.

### 3.1 Dataset and Metrics

COCO (Chen et al., 2015) is a popular dataset for image captioning. It contains 123,287 images, each of which is paired with 5 descriptive sentences. We report results with the help of the COCO captioning evaluation toolkit (Chen et al., 2015), and use the publicly-available splits provided by Karpathy and Li (2015), where the validation set and test set both contain 5,000 images. The toolkit includes the commonly-used evaluation metrics SPICE, CIDEr, BLEU, METEOR and ROUGE in image captioning task. SPICE (Anderson et al., 2016) and CIDEr (Vedantam et al., 2015) are customized for evaluating image captioning systems, based on scene-graph matching and n-gram matching, respectively. BLEU (Papineni et al., 2002) and METEOR (Banerjee and Lavie, 2005) are originally designed for machine translation, and ROUGE (Lin and Hovy, 2003; Lin, 2004) measures the quality of summaries.

### 3.2 Baselines

We experiment with three lines of baseline models that use visual features, textual concepts and multi-modal representations:

**Models based on visual features.** NIC (Vinyals et al., 2015), Spatial-Attention (Lu et al., 2017)

and Up-Down (Anderson et al., 2018) depend entirely on visual features to generate image captions, the distinction lying in their means of feature extraction. NIC adopts GoogleNet as visual feature extractor. Spatial-Attention utilizes ResNet-based visual features. Up-Down uses two kinds of encoders, that is, ResNet and Faster RCNN.

**Models based on textual concepts.** Att-CNN+LSTM (Wu et al., 2016) takes textual concepts as the sole prior condition for generation. As for ATT-FCN (You et al., 2016), we regard it as a model based on textual concepts as it uses textual concepts at every decoding step while visual features are only included at the first step.

**Models incorporating two modalities.** LSTM-A (Yao et al., 2017) explores a series of RNN-based model structures (LSTM-A2,3,4,5) to incorporate both visual and semantic features. We study the effect of our approach on LSTM-A3,4,5. LSTM-A3 takes as input textual concepts at the first decoding step and visual features at the second step. LSTM-A4 feeds the decoder with textual concepts at the beginning and leaves visual features for the subsequent steps. Contrary to LSTM-A4, LSTM-A5 reverses the order by first feeding the decoder with visual features.

### 3.3 Settings

The baseline systems use GoogleNet (Szegedy et al., 2015) or ResNet (He et al., 2016) as the CNN encoder, where there are 49 feature maps. For our MIA module,  $d_h$  equals to the hidden size of the RNN decoder. For simplicity, the number of textual concepts is also set to 49, which means  $k = 49$ . Following Vaswani et al. (2017), we set the number of attention heads  $n$  to 8 and the feed-forward network dimension  $d_{ff}$  to 2048. We set the iteration times  $N = 2$ , according to the average performance of all the baselines on the validation set. Since our focus is to provide better image representations, we preserve the original settings for all the baseline systems. The training and inference strategies also remain the same.

### 3.4 Results

**Comparison with models based on visual features.** In Table 1, we can see that the models enjoy an increase of 3%~12% in performance for CIDEr score, with the proposed MIA. It is encouraging that Up-Down-ResNet w/ I\* achieves comparable results with Up-Down-RCNN (Anderson

Model w/ I	B@1	B@4	M	R	C	S
<i>NIC (Vinyals et al., 2015)</i>						
Baseline <sup>†</sup>	70.7	27.7	23.7	51.7	85.5	17.0
w/ I*	70.7	30.1	24.8	52.4	93.8	17.8
w/ MIA	<b>70.8</b>	<b>30.2</b>	<b>25.4</b>	<b>52.9</b>	<b>96.1</b>	<b>18.2</b>
<i>Spatial-Attention (Lu et al., 2017)</i>						
Baseline <sup>†</sup>	73.4	30.4	25.7	54.9	102.9	18.7
w/ I*	74.1	33.2	26.5	55.2	105.9	19.4
w/ MIA	<b>75.0</b>	<b>33.8</b>	<b>26.6</b>	<b>55.4</b>	<b>106.2</b>	<b>19.5</b>
<i>Up-Down-ResNet (Anderson et al., 2018)</i>						
Baseline	74.5	33.4	26.1	54.4	105.4	19.2
w/ I*	74.5	33.9	27.3	55.9	110.7	20.0
w/ MIA	<b>75.3</b>	<b>35.0</b>	<b>27.8</b>	<b>56.4</b>	<b>111.8</b>	<b>20.9</b>
<i>Up-Down-RCNN (Anderson et al., 2018)</i>						
Baseline	<b>77.2</b>	36.2	27.0	56.4	113.5	20.3
w/ I*	76.0	<b>36.3</b>	28.0	56.8	115.0	21.1
w/ MIA	76.0	36.2	<b>28.2</b>	<b>57.1</b>	<b>115.7</b>	<b>21.2</b>

Table 1: Evaluation of representative systems based exclusively on visual features. The symbol <sup>†</sup> means that we re-implement the baselines to give the results missing in the original works. We replace the original visual features with the refined visual features and the final output of the MIA, denoted as w/ I\* and w/ MIA, respectively. Higher is better in all columns.

et al., 2018), which uses a powerful Faster R-CNN as encoder and is trained with the much larger Visual Genome (Krishna et al., 2017) in extra. It suggests that the visual features refined by the MIA have similar effects to the RCNN-extracted visual features, which are based on bounding boxes.

**Comparison with models based on textual concepts.** Table 2 shows that the MIA-updated textual concepts improve the semantic-based models, with ATT-FCN w/ MIA exceeding ATT-FCN by nearly 8% in both METEOR and CIDEr. In semantic attention, ATT-FCN w/ T\* pays attention to integrated semantic concepts instead of the unrelated visual words; the decoder thus is free of associating the semantic relations between textual concepts. The performance is further elevated when T\* and I\* are combined.

**Comparison with models incorporating two modalities.** An improvement of 2%~10% with respect to CIDEr is achieved when applying the MIA to the models that employ both visual and semantic features, as in Table 3. It comes to our notice that LSTM-A4, which feeds the image representations to the decoder at every time step, performs poorly compared to LSTM-A3, which only conditions the decoding on the image representa-

Model w/ T	B@1	B@4	M	R	C	S
<i>Att-CNN+LSTM (Wu et al., 2016)</i>						
Baseline <sup>†</sup>	<b>74.0</b>	<b>31.0</b>	26.0	53.0	94.0	17.8
w/ T*	71.3	30.5	25.6	52.7	94.9	17.8
w/ MIA	71.1	30.8	<b>26.1</b>	<b>53.2</b>	<b>97.8</b>	<b>18.5</b>
<i>ATT-FCN (You et al., 2016)</i>						
Baseline <sup>†</sup>	70.9	30.4	24.3	53.3	95.6	18.6
w/ T*	72.5	31.7	25.8	53.9	99.9	19.0
w/ MIA	<b>73.1</b>	<b>32.7</b>	<b>26.2</b>	<b>54.4</b>	<b>103.1</b>	<b>19.5</b>

Table 2: Evaluation of representative systems based solely on textual concepts. T\* denotes the refined textual concepts. The symbol <sup>†</sup> is defined similarly.

Model w/ TI	B@1	B@4	M	R	C	S
<i>LSTM-A3 (Yao et al., 2017)</i>						
Baseline	<b>73.5</b>	32.4	25.5	53.9	99.8	18.5
w/ T*	72.1	32.2	25.8	53.8	100.5	18.8
w/ I*	72.9	32.7	26.0	54.2	101.7	18.6
w/ MIA	72.9	<b>32.8</b>	<b>26.3</b>	<b>54.3</b>	<b>102.3</b>	<b>18.9</b>
<i>LSTM-A4 (Yao et al., 2017)</i>						
Baseline	72.1	31.4	24.9	53.2	95.7	17.8
w/ T*	72.9	32.4	25.4	54.5	102.7	<b>19.6</b>
w/ I*	72.7	31.9	26.0	54.6	98.3	18.5
w/ MIA	<b>73.3</b>	<b>33.1</b>	<b>26.5</b>	<b>54.8</b>	<b>104.8</b>	19.4
<i>LSTM-A5 (Yao et al., 2017)</i>						
Baseline	73.4	32.6	25.4	54.0	100.2	18.6
w/ T*	73.5	32.4	25.1	54.2	102.7	19.0
w/ I*	<b>74.0</b>	<b>33.5</b>	26.2	54.6	103.9	19.2
w/ MIA	73.5	33.4	<b>26.6</b>	<b>54.8</b>	<b>105.2</b>	<b>19.6</b>

Table 3: Evaluation of representative systems incorporating the visual features and the textual concepts.

tions at the first two steps. This can be attributed to the weakness of the plainly extracted representations, as the error may accumulate with each step of the RNN-based decoder (Vinyals et al., 2017; Yao et al., 2017). Due to the integration and alignment of our MIA, LSTM-A4 w/ MIA benefits from feeding the image representations at each time step. Accordingly, the model overpasses LSTM-A4 to a large extent of close to 10%, with LSTM-A3 w/ MIA being overtaken as well.

The SPICE sub-category results also support the observation, which show that I\* helps the baselines to generate captions that are more detailed in relations and color, T\* results in more comprehensiveness in objects and attributes, and MIA can help the baselines to achieve a caption that is detailed in all sub-categories. Due to limited space, the scores are provided in Appendix A.2. For output samples and intuitive comparisons, please re-

Model w/ I	B@1	B@4	M	R	C	S
<i>Up-Down-ResNet (Anderson et al., 2018)</i>						
Baseline	76.6	34.0	26.5	54.9	111.1	20.2
w/ I*	76.8	34.7	27.6	56.2	113.9	20.6
w/ MIA	<b>77.1</b>	<b>35.3</b>	<b>28.0</b>	<b>56.6</b>	<b>114.4</b>	<b>21.1</b>
<i>Up-Down-RCNN (Anderson et al., 2018)</i>						
Baseline	<b>79.8</b>	36.3	27.7	56.9	120.1	21.4
w/ I*	78.1	36.6	28.1	57.2	121.1	21.4
w/ MIA	79.3	<b>37.0</b>	<b>28.2</b>	<b>57.4</b>	<b>122.2</b>	<b>21.7</b>

Table 4: Results of using reinforcement learning. MIA can further improve the strong baselines even with the reinforcement learning, showing the importance of input representations.

fer to Appendix A.3.

**Results of using reinforcement learning.** Deep reinforcement learning alleviates the so-called *exposure bias* in text generation (Rennie et al., 2017), and has recently shown great success in image captioning (Anderson et al., 2018; Jiang et al., 2018; Yao et al., 2018). We conduct experiments on Up-Down-ResNet and Up-Down-RCNN with CIDEr optimization (Rennie et al., 2017), which are very strong baselines. As shown in Table 4, the proposed method can still bring improvements to the strong baselines under the reinforcement learning settings, proving the effectiveness of the integrated image representations.

In all, the baselines are promoted by up to 12% in terms of CIDEr, verifying the effectiveness of the MIA, and indicating that the refined image representations are less prone to the variations of model structures, hyper-parameters (e.g., learning rate and batch-size), and learning paradigm.

### 3.5 Analysis

**Effect of mutual attention.** Mutual attention serves as a way to integrate correlated features by aligning modalities, which is our main proposal. Another way to integrate features is to only rely on information from one domain, which can be achieved by replacing mutual attention to self-attention. However, this method is found to impair the performance of the baselines, scoring 96.64, 98.9 and 103.9 for Spatial-Attention, ATT-FCN and LSTM-A5, respectively, in CIDEr. It suggests that only using information from one domain is not sufficient to construct meaningful region or concept groups that are beneficial to describing images and confirms our main motivation. Besides, as the self-attention and the mutual attention




Figure 4: Visualization of the integrated image representations. Please view in color. We show the representations with different iteration  $N$  for two images. We choose three visual features and corresponding textual concepts with clear semantic implication and highlight them with distinct colors. As we see, with  $N$  increasing, the alignment becomes more focused and more specific, but the combination of related features are less represented.

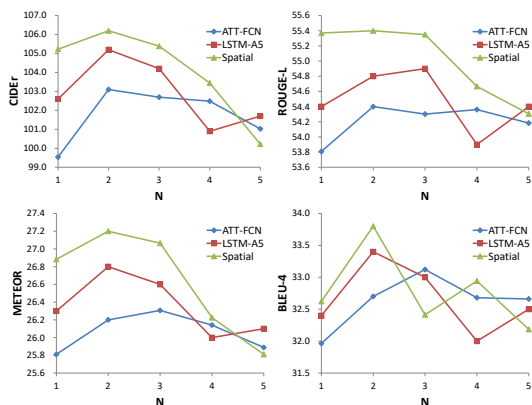


Figure 5: Variation of model performance under different evaluation metrics (upper-left: CIDEr, upper-right: ROUGE-L, lower-left: METEOR, lower-right: BLEU-4) with the increase of iteration times.

shares the same multi-head attention structure, it also indicates that the improvement comes from the alignment of the two modalities rather than the application of the attentional structure.

**Effect of iteration times.** For each category (see Section 3.2) we select one representative model to analyze the effect of iteration times. Figure 5 presents the performance of Spatial-Attention, ATT-FCN and LSTM-A5 under different evaluation metrics when equipped with the MIA. We evaluate with iteration times ranging from 1 to 5. The scores first rise and then decline with the in-

crease of  $N$ , as a holistic trend. With one accord, the best result is achieved when  $N$  is equal to 2 or 3. Considering CIDEr, a metric tailored made for image captioning, the performances consistently reach the best at the second iteration, for the reason of which we set  $N = 2$ . It suggests that a single iteration does not suffice for the alignment of visual features and textual concepts. With each round of mutual attention, the image representations become increasingly focused, which explains the promotion in the first few iterations. As for the falling back phenomenon, we speculate that the integration effect of MIA can also unexpectedly eliminate some useful information by assigning them low attention weights. The absent of these key elements results in less comprehensive captions. The visualization in Figure 4 also attests to our arguments.

**Visualization.** We visualize the integration of the image representations in Figure 4. The colors in the images and the heatmaps reflect the accumulated attention weights assigned to the original image representations until the current iteration. As we can see in the left plots of Figure 4, the attended visual regions are general in the first iteration, thereby assigning comparable weights to a number of visual words with low relevance. Taking the indoor image as an example, the red-colored visual region in the left plot focuses not

only on the related words (e.g. *computer* and *monitor*) but also the words that describe peripheral objects (e.g. *pictures* on the wall), and words that are incorrect (e.g. *television*). In this case, the inter-domain alignment is weak and the integration of features within a certain domain is not concentrated, making the image representations undesirable. As the two modalities iteratively attend to each other, the features in the two domains gradually concentrate on concrete objects and corresponding visual words. In the third iteration where the model performance peaks (among the visualized iterations), the boundaries of the visual regions are well-defined and the dominant visual words making up the textual concepts are satisfactory. However, the features are over-concentrated in the fifth iteration, filtering out some requisite information. For example, the red region shrinks to a single person in the first example, and a single monitor in the second example, which reduces the information about number (e.g., *group*, *three* and *monitors*) and attribute (e.g., *skis*). Hence, it is necessary to decide an appropriate number of iteration for acquiring better image representations.

## 4 Related Work

**Representing images.** A number of neural approaches have been proposed to obtain image representations in various forms. An intuitive method is to extract visual features using a CNN or a RCNN. The former splits an image into a uniform grid of visual regions (Figure 1 (a)), and the latter produces object-level visual features based on bounding boxes (Figure 1 (b)), which has proven to be more effective. For image captioning, Fang et al. (2015), Wu et al. (2016) and You et al. (2016) augmented the information source with textual concepts that are given by a predictor, which is trained to find the most frequent words in the captions. A most recent advance (Yao et al., 2018) built graphs over the RCNN-detected visual regions, whose relationships are modeled as directed edges in a scene-graph, which is further encoded via a Graph Convolutional Network (GCN).

**Visual-semantic alignment.** To acquire integrated image representations, we introduce the Mutual Iterative Attention (MIA) strategy, which is based on the self-attention mechanism (Vaswani et al., 2017), to align the visual features and textual concepts. It is worth mentioning that Karpathy and Li (2015) also introduced the notion of visual-

semantic alignment. They endowed the RCNN-based visual features with semantic information by minimizing their distance in a multimodal embedding space with corresponding segments of the ground-truth caption, which is quite different from our concept-based alignment.

**Image captioning.** In the field of image captioning, a prevailing paradigm is the encoder-decoder framework, where a CNN encoder and a RNN decoder are trained end-to-end, translating an image into a coherent description. To bridge the gap between the image and the half-finished caption, visual attention (Xu et al., 2015) and semantic attention (You et al., 2016) are separately proposed to force the decoder to focus on the most relevant visual regions and textual concepts, respectively, according to the generated context. As a result, the burden falls entirely on the decoder to associate the individual features, the relations of which are elusive. The contribution of this work is providing fine-grained image representations, which can be used in conjunction with the decoder-based attention mechanisms, and ultimately gives rise to higher-quality captions. It is worth noticing that Sharma et al. (2018) used Transformer to replace RNN and showed that Transformer was less effective than RNN in image captioning, while we use the multi-head attention as a means for aligning the visual features and textual concepts, and the decoder still follows baselines and is not replaced.

## 5 Conclusions

We focus on building integrated image representations to describe salient image regions on both visual and semantic level to address the lack of structural relationship among individual features. The proposed Mutual Iterative Attention strategy aligns the visual regions and textual concepts by conducting mutual attention over the two modalities in an iterative way. The refined image representations may provide a better start point for image-grounded text generation tasks. Extensive experiments on the COCO image captioning dataset show that our MIA successfully promotes all the baseline systems, with the most significant improvement up to 12%, in terms of CIDEr, demonstrating its generalization ability to a wide range of existing systems.



## References

- Peter Anderson, Basura Fernando, Mark Johnson, and Stephen Gould. 2016. [SPICE: semantic propositional image caption evaluation](#). In *Computer Vision - ECCV 2016 - 14th European Conference, Amsterdam, The Netherlands, October 11-14, 2016, Proceedings, Part V*, volume 9909 of *Lecture Notes in Computer Science*, pages 382–398.
- Peter Anderson, Xiaodong He, Chris Buehler, Damien Teney, Mark Johnson, Stephen Gould, and Lei Zhang. 2018. Bottom-up and top-down attention for image captioning and VQA. In *2018 IEEE Conference on Computer Vision and Pattern Recognition, CVPR 2018, Salt Lake City, UT, USA, June 18-22, 2018*.
- Lei Jimmy Ba, Ryan Kiros, and Geoffrey E. Hinton. 2016. [Layer normalization](#). *CoRR*, abs/1607.06450.
- Satanjeev Banerjee and Alon Lavie. 2005. [METEOR: an automatic metric for MT evaluation with improved correlation with human judgments](#). In *Proceedings of the Workshop on Intrinsic and Extrinsic Evaluation Measures for Machine Translation and/or Summarization@ACL 2005, Ann Arbor, Michigan, June 29, 2005*, pages 65–72.
- Xinlei Chen, Hao Fang, Tsung-Yi Lin, Ramakrishna Vedantam, Saurabh Gupta, Piotr Dollár, and C. Lawrence Zitnick. 2015. [Microsoft COCO captions: Data collection and evaluation server](#). *CoRR*, abs/1504.00325.
- Hao Fang, Saurabh Gupta, Forrest N. Iandola, Rupesh Kumar Srivastava, Li Deng, Piotr Dollár, Jianfeng Gao, Xiaodong He, Margaret Mitchell, John C. Platt, C. Lawrence Zitnick, and Geoffrey Zweig. 2015. [From captions to visual concepts and back](#). In *IEEE Conference on Computer Vision and Pattern Recognition, CVPR 2015, Boston, MA, USA, June 7-12, 2015*, pages 1473–1482.
- Yash Goyal, Tejas Khot, Douglas Summers-Stay, Dhruv Batra, and Devi Parikh. 2017. [Making the V in VQA matter: Elevating the role of image understanding in visual question answering](#). In *2017 IEEE Conference on Computer Vision and Pattern Recognition, CVPR 2017, Honolulu, HI, USA, July 21-26, 2017*, pages 6325–6334.
- Kaiming He, Xiangyu Zhang, Shaoqing Ren, and Jian Sun. 2016. [Deep residual learning for image recognition](#). In *2016 IEEE Conference on Computer Vision and Pattern Recognition, CVPR 2016, Las Vegas, NV, USA, June 27-30, 2016*, pages 770–778.
- Wenhao Jiang, Lin Ma, Yu-Gang Jiang, Wei Liu, and Tong Zhang. 2018. [Recurrent fusion network for image captioning](#). In *Computer Vision - ECCV 2018 - 15th European Conference, Munich, Germany, September 8-14, 2018, Proceedings, Part II*, volume 11206 of *Lecture Notes in Computer Science*, pages 510–526.
- Andrej Karpathy and Fei-Fei Li. 2015. [Deep visual-semantic alignments for generating image descriptions](#). In *IEEE Conference on Computer Vision and Pattern Recognition, CVPR 2015, Boston, MA, USA, June 7-12, 2015*, pages 3128–3137.
- Ranjay Krishna, Yuke Zhu, Oliver Groth, Justin Johnson, Kenji Hata, Joshua Kravitz, Stephanie Chen, Yannis Kalantidis, Li-Jia Li, David A. Shamma, Michael S. Bernstein, and Fei-Fei Li. 2017. [Visual genome: Connecting language and vision using crowdsourced dense image annotations](#). *International Journal of Computer Vision*, 123(1):32–73.
- Chin-Yew Lin. 2004. ROUGE: a package for automatic evaluation of summaries. In *Text Summarization Branches Out: Proceedings of the ACL-04 Workshop, Barcelona, Spain, July, 2004*, pages 74–81.
- Chin-Yew Lin and Eduard H. Hovy. 2003. [Automatic evaluation of summaries using n-gram co-occurrence statistics](#). In *Human Language Technology Conference of the North American Chapter of the Association for Computational Linguistics, HLT-NAACL 2003, Edmonton, Canada, May 27 - June 1, 2003*.
- Fenglin Liu, Xuancheng Ren, Yuanxin Liu, Kai Lei, and Xu Sun. 2019. Exploring and distilling cross-modal information for image captioning. In *Proceedings of the Twenty-Eighth International Joint Conference on Artificial Intelligence, IJCAI 2019, August 10-16, 2019, Macao, China*.
- Fenglin Liu, Xuancheng Ren, Yuanxin Liu, Houfeng Wang, and Xu Sun. 2018. [simnet: Stepwise image-topic merging network for generating detailed and comprehensive image captions](#). In *Proceedings of the 2018 Conference on Empirical Methods in Natural Language Processing, Brussels, Belgium, October 31 - November 4, 2018*, pages 137–149.
- Jiasen Lu, Caiming Xiong, Devi Parikh, and Richard Socher. 2017. [Knowing when to look: Adaptive attention via a visual sentinel for image captioning](#). In *2017 IEEE Conference on Computer Vision and Pattern Recognition, CVPR 2017, Honolulu, HI, USA, July 21-26, 2017*, pages 3242–3250.
- Jiasen Lu, Jianwei Yang, Dhruv Batra, and Devi Parikh. 2018. Neural baby talk. In *2018 IEEE Conference on Computer Vision and Pattern Recognition, CVPR 2018, Salt Lake City, UT, USA, June 18-22, 2018*.
- Shuming Ma, Lei Cui, Damai Dai, Furu Wei, and Xu Sun. 2019. Livebot: Generating live video comments based on visual and textual contexts. In *Proceedings of the Thirty-Third AAAI Conference on Artificial Intelligence (AAAI-19), Honolulu, Hawaii, USA, January 27 - February 1, 2019*.
- Kishore Papineni, Salim Roukos, Todd Ward, and Wei-Jing Zhu. 2002. [BLEU: a method for automatic](#)

- evaluation of machine translation. In *Proceedings of the 40th Annual Meeting of the Association for Computational Linguistics, July 6-12, 2002, Philadelphia, PA, USA.*, pages 311–318.
- Steven J. Rennie, Etienne Marcheret, Youssef Mroueh, Jarret Ross, and Vaibhava Goel. 2017. [Self-critical sequence training for image captioning](#). In *2017 IEEE Conference on Computer Vision and Pattern Recognition, CVPR 2017, Honolulu, HI, USA, July 21-26, 2017*, pages 1179–1195.
- Piyush Sharma, Nan Ding, Sebastian Goodman, and Radu Soricut. 2018. [Conceptual captions: A cleaned, hypernymed, image alt-text dataset for automatic image captioning](#). In *Proceedings of the 56th Annual Meeting of the Association for Computational Linguistics, ACL 2018, Melbourne, Australia, July 15-20, 2018, Volume 1: Long Papers*, pages 2556–2565.
- Nitish Srivastava, Geoffrey E. Hinton, Alex Krizhevsky, Ilya Sutskever, and Ruslan Salakhutdinov. 2014. [Dropout: a simple way to prevent neural networks from overfitting](#). *Journal of Machine Learning Research*, 15(1):1929–1958.
- Christian Szegedy, Wei Liu, Yangqing Jia, Pierre Sermanet, Scott E. Reed, Dragomir Anguelov, Dumitru Erhan, Vincent Vanhoucke, and Andrew Rabinovich. 2015. [Going deeper with convolutions](#). In *IEEE Conference on Computer Vision and Pattern Recognition, CVPR 2015, Boston, MA, USA, June 7-12, 2015*, pages 1–9.
- Ashish Vaswani, Noam Shazeer, Niki Parmar, Jakob Uszkoreit, Llion Jones, Aidan N. Gomez, Lukasz Kaiser, and Illia Polosukhin. 2017. [Attention is all you need](#). In *Advances in Neural Information Processing Systems 30: Annual Conference on Neural Information Processing Systems 2017, 4-9 December 2017, Long Beach, CA, USA*, pages 6000–6010.
- Ramakrishna Vedantam, C. Lawrence Zitnick, and Devi Parikh. 2015. [CIDEr: consensus-based image description evaluation](#). In *IEEE Conference on Computer Vision and Pattern Recognition, CVPR 2015, Boston, MA, USA, June 7-12, 2015*, pages 4566–4575.
- Oriol Vinyals, Alexander Toshev, Samy Bengio, and Dumitru Erhan. 2015. [Show and tell: A neural image caption generator](#). In *2015 IEEE Conference on Computer Vision and Pattern Recognition, CVPR 2015, Boston, MA, USA, June 7-12, 2015*, pages 3156–3164.
- Oriol Vinyals, Alexander Toshev, Samy Bengio, and Dumitru Erhan. 2017. [Show and tell: Lessons learned from the 2015 MSCOCO image captioning challenge](#). *IEEE Trans. Pattern Anal. Mach. Intell.*, 39(4):652–663.
- Qi Wu, Chunhua Shen, Lingqiao Liu, Anthony R. Dick, and Anton van den Hengel. 2016. [What value do explicit high level concepts have in vision to language problems?](#) In *2016 IEEE Conference on Computer Vision and Pattern Recognition, CVPR 2016, Las Vegas, NV, USA, June 27-30, 2016*, pages 203–212.
- Kelvin Xu, Jimmy Ba, Ryan Kiros, Kyunghyun Cho, Aaron Courville, Ruslan Salakhudinov, Rich Zemel, and Yoshua Bengio. 2015. [Show, attend and tell: Neural image caption generation with visual attention](#). In *Proceedings of the 32nd International Conference on Machine Learning*, volume 37 of *Proceedings of Machine Learning Research*, pages 2048–2057, Lille, France.
- Pengcheng Yang, Fuli Luo, Peng Chen, Lei Li, Xiaodong He, and Xu Sun. 2019a. [Knowledgeable storyteller: A commonsense-driven generative model for visual storytelling](#). In *Proceedings of the Twenty-Eighth International Joint Conference on Artificial Intelligence, IJCAI 2019, August 10-16, 2019, Macao, China*.
- Pengcheng Yang, Zhihan Zhang, Fuli Luo, Lei Li, Chengyang Huang, and Xu Sun. 2019b. [Cross-modal commentator: Automatic machine commenting based on cross-modal information](#). In *Proceedings of the 57th Annual Meeting of the Association for Computational Linguistics, ACL 2019, Florence, Italy, July 28 - August 2, 2019*.
- Ting Yao, Yingwei Pan, Yehao Li, and Tao Mei. 2018. [Exploring visual relationship for image captioning](#). In *Computer Vision - ECCV 2018 - 15th European Conference, Munich, Germany, September 8-14, 2018, Proceedings, Part XIV*, volume 11218 of *Lecture Notes in Computer Science*, pages 711–727.
- Ting Yao, Yingwei Pan, Yehao Li, Zhaofan Qiu, and Tao Mei. 2017. [Boosting image captioning with attributes](#). In *IEEE International Conference on Computer Vision, ICCV 2017, Venice, Italy, October 22-29, 2017*, pages 4904–4912.
- Quanzeng You, Hailin Jin, Zhaowen Wang, Chen Fang, and Jiebo Luo. 2016. [Image captioning with semantic attention](#). In *2016 IEEE Conference on Computer Vision and Pattern Recognition, CVPR 2016, Las Vegas, NV, USA, June 27-30, 2016*, pages 4651–4659.
- Cha Zhang, John C. Platt, and Paul A. Viola. 2006. [Multiple instance boosting for object detection](#). In *Advances in Neural Information Processing Systems 18 [Neural Information Processing Systems, NIPS 2005, December 5-8, 2005, Vancouver, British Columbia, Canada]*, pages 1417–1424.

## A Appendix

### A.1 Effect of Guiding Scheme

We can either start with the textual concepts guiding the integration of the visual features or letting the latter to take the initiative. Even if the role of visual features and textual concepts are equivalent in mutual attention, the choice of guiding scheme could make a difference. We examine the performance of Spatial-Attention w/ MIA, ATT-FCN w/ MIA and LSTM-A5 w/ MIA when the visual features first attend to the textual concepts. As shown in Table 5, the model scores are inferior to the performance with the alternative scheme. The rationale for such phenomenon is presumably the limited visual receptive field of the original visual features, which makes them inadequate to integrate the semantic features. As to the textual concepts, they are inherently good at describing integrated visual regions, as they contain high-level semantic information.

Model	B@1	B@4	M	R	C	S
<i>Spatial-Attention</i>						
Baseline	73.4	30.4	25.7	54.9	102.9	18.7
I* -> T*	74.5	31.2	26.1	55.1	103.1	19.0
T* -> I*	<b>75.0</b>	<b>33.8</b>	<b>26.6</b>	<b>55.4</b>	<b>106.2</b>	<b>19.5</b>
<i>ATT-FCN</i>						
Baseline	70.9	30.4	24.3	53.3	95.6	18.6
I* -> T*	71.8	31.9	26.0	54.1	100.9	18.9
T* -> I*	<b>73.1</b>	<b>32.7</b>	<b>26.2</b>	<b>54.4</b>	<b>103.1</b>	<b>19.5</b>
<i>LSTM-A5</i>						
Baseline	73.4	32.6	25.4	54.0	100.2	18.6
I* -> T*	72.9	33.2	26.4	54.7	<b>105.7</b>	19.2
T* -> I*	<b>73.5</b>	<b>33.4</b>	<b>26.6</b>	<b>54.8</b>	105.2	<b>19.6</b>

Table 5: Evaluation of different guiding scheme.

### A.2 SPICE Sub-Category Results

For a better understanding of the difference of the generated captions by different methods, we report the breakdown of SPICE F-scores (see Table 6). As we can see, the I\*, T\* and MIA promotes the baselines over almost all sub-categories. Especially, the I\* is good at associating related parts in the image, which is demonstrated by the increased scores in *Relations* and *Count*. and the T\* collects relevant textual concepts, providing comprehensive context that is detailed in objects and attributes. Encouragingly, when incorporating I\* and T\* at the same time, i.e., w/ MIA, the advantages of the I\* and T\* are united to produce a bal-

anced improvement. It proves the effectiveness of our approach.

### A.3 Samples of Generated Captions

We show the captions generated by the method w/o MIA and the method w/ MIA to intuitively analyze the difference of the methods. As shown in Table 7, the w/ I\* is good at portraying the relations and color but is less specific in objects. The w/ T\* includes more objects and attributes but lacks details, such as color and number. The proposed MIA can help the baselines to achieves a very good balance.

Methods	SPICE						
	All	Objects	Attributes	Relations	Color	Count	Size
<i>Spatial-Attention (Based on Visual Features)</i>							
Baseline	18.7	34.4	8.6	5.2	10.4	4.1	4.0
w/ I*	19.4	<b>35.4</b>	9.6	<b>5.5</b>	<b>11.9</b>	<b>7.4</b>	4.2
w/ MIA	<b>19.5</b>	35.3	<b>10.2</b>	5.1	11.5	6.4	<b>4.5</b>
<i>ATT-FCN (Based on Textual Concepts)</i>							
Baseline	18.6	34.8	7.8	5.2	5.7	6.4	3.7
w/ T*	19.0	35.5	8.0	<b>6.1</b>	6.5	<b>8.5</b>	3.1
w/ MIA	<b>19.5</b>	<b>35.8</b>	<b>8.6</b>	5.3	<b>10.1</b>	8.1	<b>4.9</b>
<i>LSTM-A5 (Incorporating Two Modalities)</i>							
Baseline	18.6	33.8	9.1	5.5	11.5	5.9	4.8
w/ T*	19.0	35.2	9.4	5.6	11.7	6.7	4.3
w/ I*	19.2	35.0	10.1	5.9	12.3	6.9	4.9
w/ MIA	<b>19.6</b>	<b>35.4</b>	<b>11.5</b>	<b>6.2</b>	<b>13.2</b>	<b>8.9</b>	<b>5.2</b>

Table 6: Variation of model performance under the breakdown of SPICE F-scores. We can find that the w/ T\* has a higher *Object* and *Attributes* scores than the baselines, and the w/ I\* reaches better scores in *Relations* and *Color*. As we can see, incorporating Mutual Iterative Attention directly on the baselines, leads to overall improvements.







Image	Concepts	Captions
<i>Spatial-Attention (Based on Visual Features)</i>		
	water boat luggage sitting black ocean suitcases near large white	Reference: a number of suitcases on the boat in the sea. Baseline: a luggage bag sitting on top of a boat. w/ I*: a couple of luggage sitting on top of a boat. w/ MIA: a couple of black suitcases on a boat near the ocean.
	people water boat ocean group wave man riding surfboards surfers	Reference: a group of surfers come in on a mild wave. Baseline: a group of people on surfboards in the water. w/ I*: a group of people surfing in the ocean. w/ MIA: a group of people riding surfboards on a wave.
<i>ATT-FCN (Based on Textual Concepts)</i>		
	vase flowers table glass display sitting orange filled red yellow	Reference: orange, red and white flowers in vases on tables. Baseline: a vase of flowers sitting on a table. w/ T*: a vase filled with flowers on top of a table. w/ MIA: a vase filled with red and yellow flowers on a table.
	bus double decker red street down city road driving stop	Reference: a red double decker bus is driving on a city street. Baseline: a bus driving down a street. w/ T*: a double decker bus driving down a street. w/ MIA: a red double decker bus driving down a city street.
<i>LSTM-A5 (Incorporating Two Modalities)</i>		
	standing zebras zebra field grass dry tall large close stand	Reference: two zebras stand in a field with tall grass. Baseline: a zebra stand in some dry grass. w/ T*: a large zebra stand on top of a dry grass field. w/ I*: a couple of zebra standing on a dry grass field. w/ MIA: two large zebras standing on a field with tall dry grass.
	dog room sitting living red small mirror standing white front	Reference: a small white dog standing in front of a mirror. Baseline: a dog standing in front of a mirror. w/ T*: a small dog sitting on the floor next to a mirror. w/ I*: a dog sitting on the floor in a living room. w/ MIA: a white small dog in a red jacket standing in a living room.

Table 7: Examples of the captions generated by different methods. For every example, we show the top-10 relevant textual concepts. Based on the Mutual Iterative Attention over the source information, from the generated captions, we can find that the *w/I\** helps the baselines to generate captions that are more detailed in relations and color. The *w/T\** results in more comprehensiveness in objects and attributes, and the *w/MIA* is able to generate more complete captions that is detailed both in the objects, attributes, relations and color.