

---

# ONLINE NORMALIZATION FOR TRAINING NEURAL NETWORKS

---

Vitaliy Chiley\* Ilya Sharapov\* Atli Kosson Urs Koster

Ryan Reece Sofía Samaniego de la Fuente Vishal Subbiah Michael James\*<sup>†</sup>

Cerebras Systems  
175 S. San Antonio Road  
Los Altos, California 94022

## ABSTRACT

Online Normalization is a new technique for normalizing the hidden activations of a neural network. Like Batch Normalization, it normalizes the sample dimension. While Online Normalization does not use batches, it is as accurate as Batch Normalization. We resolve a theoretical limitation of Batch Normalization by introducing an unbiased technique for computing the gradient of normalized activations. Online Normalization works with automatic differentiation by adding statistical normalization as a primitive. This technique can be used in cases not covered by some other normalizers, such as recurrent networks, fully connected networks, and networks with activation memory requirements prohibitive for batching. We show its applications to image classification, image segmentation, and language modeling. We present formal proofs and experimental results on ImageNet, CIFAR, and PTB datasets.

## 1 Introduction

Traditionally, neural networks are defined as *functions* that map inputs deterministically to outputs. Normalization makes this non-deterministic because each sample is affected not only by the network weights but also by the statistical distribution of samples. Therefore, normalization re-defines neural networks to be *statistical operators*. Normalized networks treat each neuron’s output as a random variable that ultimately depends on the network’s parameters and input distribution. No matter how it is stimulated, a normalized neuron produces an output distribution with zero mean and unit variance.

While normalization has enjoyed widespread success, current normalization methods have theoretical and practical limitations. These limitations stem from an inability to compute the gradient of the ideal normalization operator.

Batch methods are commonly used to approximate ideal normalization. These methods use the distribution of the current minibatch as a proxy for the distribution of the entire dataset. They produce biased estimates of the gradient that violate a fundamental tenet of stochastic gradient descent (SGD): It is not possible to recover the true gradient from any number of small batch evaluations. This bias becomes more pronounced as batch size is reduced.

Increasing the minibatch size provides more accurate approximations of normalization and its gradient at the cost of increased memory consumption. This is especially problematic for image processing and volumetric networks. Here neural activations outnumber network parameters, and even modest batch sizes reduce the trainable network size by an order of magnitude.

Online Normalization is a new algorithm that resolves these limitations while matching or exceeding the performance of current methods. It computes unbiased activations and unbiased gradients without any use of batching. Online Normalization differentiates through the normalization operator in a way that has theoretical justification. We show the technique working at scale with the ImageNet [1] ResNet-50 [2] classification benchmark, as well as with smaller networks for image classification, image segmentation, and recurrent language modeling.

---

\*Equal contribution

<sup>†</sup>Corresponding author: michael@cerebras.net

Instead of using batches, Online Normalization uses running estimates of hidden layer activation statistics in the forward pass with a corrective guard to prevent exponential behavior. The backward pass implements a control process to ensure that back-propagated gradients stay within a bounded distance of true gradients (Section 3).

A geometrical analysis of normalization reveals necessary and sufficient conditions that characterize the gradient of the normalization operator. We further analyze the effect of approximation errors in the forward and backward passes on network dynamics. Based on our findings we present the Online Normalization technique and experiments that compare it with other normalization methods. Formal proofs and all details necessary to reproduce results are in the appendix<sup>1</sup>. Additionally we provide reference code in PyTorch, TensorFlow, and C [3].

## 1.1 Related work

Ioffe and Szegedy introduced normalization of hidden activations [4], defining it as a transformation that uses full dataset statistics to eliminate *internal covariate shift*. They observed that the inability to differentiate through a running estimator of forward statistics produces a gradient that leads to divergence [5]. They resolved this with the Batch Normalization method [4]. During training, each minibatch is used as a statistical proxy for the entire dataset. This allows use of gradient descent without a running-estimator process. However, training still maintains running estimates for use at validation and inference time.

The success of Batch Normalization has inspired a number of related methods that address its limitations. They can be classified as functional or heuristic methods.

Functional methods replace the normalization operator with a normalization function. The function is chosen to share certain properties of the normalization operator. Layer Normalization [6] normalizes across features instead of across samples. Group Normalization [7] generalizes this by partitioning features into groups. Weight Normalization [8] and Normalization Propagation [9] apply normalization to network weights instead of network activations.

The advantage of functional normalizers is that they fit within the SGD framework, and work in recurrent networks and large networks. However, when compared directly to batch normalization they generally perform worse [7].

Heuristic methods use measurements from previous network iterations to augment the current forward and backward passes. These methods do not differentiate through the normalization operator. Instead, they combine terms from previous batch-based approximations. An advantage of heuristic normalizers is that they use more data to generate better estimates of forward statistics; however, they lack correctness and stability guarantees.

Two examples of heuristic methods are Batch Renormalization [5] and Streaming Normalization [10]. Batch Renormalization uses running statistics only when they are within a fixed interval around the current batch’s statistics. Streaming Normalization performs one weight update for every several minibatches. Instead of differentiating through the normalization operator, it averages point gradients at long and short time scales. It applies a different mixture in a saw-tooth pattern to each minibatch depending on its timing relative to the latest weight update.

In recurrent networks, circular dependencies between sample statistics and activations pose a challenge to normalization [11, 12, 13]. Recurrent Batch Normalization [11] offers the approach of maintaining distinct statistics for each time step. At inference this results in a different linear operation being applied at each time step, breaking the formalism of recurrent networks. Functional normalizers avoid circular dependencies and have been shown to perform better in recurrent networks [6].

Overall, normalization remains an active area of research. Recent studies explore how normalization impacts the loss landscape [14]; how mean field theory applies to normalization [15, 16]; and how to apply normalization to multimodal distributions [17, 18].

## 2 Principles of normalization

Normalization is an affine transformation  $f_{\mathbb{X}}$  that maps a scalar random variable  $x$  to an output  $y$  with zero mean and unit variance. This transformation maps every sample in a way that depends on the distribution  $\mathbb{X}$ ,

$$f_{\mathbb{X}}[x] \equiv \frac{x - \mu[x]}{\sigma[x]} \quad x \sim \mathbb{X}, \quad (1)$$

resulting in normalized output  $y$  satisfying

$$\mu[y] = 0 \quad \text{and} \quad \mu[y^2] = 1. \quad (2)$$

---

<sup>1</sup>The appendix is undergoing review and will be included in the next revision of the paper.

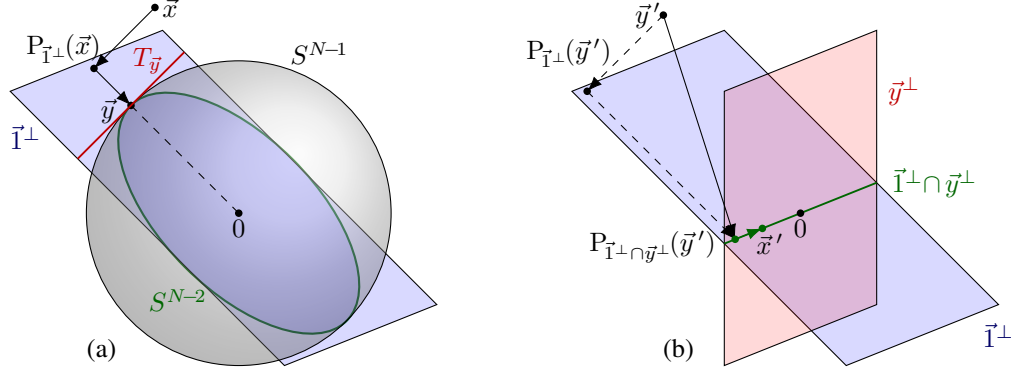


Figure 1: Geometry of normalization.

When we apply normalization to network activations, the input distribution  $\mathbb{X}$  is itself functionally dependent on the state of the network, in particular on the weights of all prior layers. This poses a challenge for accurate computation of normalization because at no point in time can we observe the entire distribution corresponding to the current values of the weights.

Backpropagation uses the chain rule to compute the derivative of the loss function  $L$  with respect to hidden activations. We express this using the convention  $(\cdot)' = \partial L / \partial (\cdot)$  as

$$x' = \frac{\partial f_{\mathbb{X}}[x]}{\partial x} [y'] . \quad (3)$$

It is not obvious how to handle the derivative in the preceding equation, which is itself a statistical operator. The usual approaches do not work: Automatic differentiation cannot be applied to expectations. Exact computation over the entire dataset is prohibitive. Ignoring the derivative causes a feedback loop between gradient descent and the estimator process, leading to instability [4].

Batch Normalization avoids these challenges by freezing the network while it measures the statistics of a batch. Increasing batch size improves accuracy of the gradients but also increases memory requirements and potentially impedes learning. We started our study with the question: Is freezing the network the only way to resolve interference between an estimator process and gradient descent? It is not. In the following sections we will show how to achieve the asymptotic accuracy of large batch normalization while inspecting only one sample at a time.

## 2.1 Properties of normalized activations and gradients

Differential geometry provides key insights on normalization. Let  $\vec{x} \in \mathbb{R}^N$  be a finite vector whose components approximate the normalizer's input distribution. In the geometric setting, normalization is a *function* defined on  $\mathbb{R}^N$ . Its output  $\vec{y}$  satisfies both conditions of (2). The zero mean condition is satisfied on the subspace  $\vec{I}^\perp$  orthogonal to the ones vector, whereas the unit variance condition is satisfied on the sphere  $S^{N-1}$  with radius  $\sqrt{N}$  (Figure 1a). Therefore  $\vec{y}$  lies on the manifold  $S^{N-2} = \vec{I}^\perp \cap S^{N-1}$ .

Clearly, mapping  $\mathbb{R}^N$  to a sphere is nonlinear. The forward pass (1) does this in two steps: It subtracts the same value from all components of  $\vec{x}$ , which is orthogonal projection  $P_{\vec{I}^\perp}$ ; then it rescales the result to  $S^{N-1}$ . In contrast, the backward pass (3) is linear because the chain rule produces a product of Jacobians. The Jacobian  $J = [\partial y_j / \partial x_i]$  must suppress gradient components that would move  $\vec{y}$  off the manifold's tangent space.  $S^{N-2}$  is a sphere embedded in a subspace, so its tangent space  $T_{\vec{y}}$  at  $\vec{y}$  is orthogonal to both the sphere's radius  $\vec{y}$  and the subspace's complement  $\vec{I}$ .

$$\vec{x}' = J \vec{y}' \implies P_{\vec{I}}(\vec{x}') = P_{\vec{y}}(\vec{x}') = 0 . \quad (4)$$

Because (1) is the composition of two steps,  $J$  is a product of two factors (Figure 1b). The unbiasing step  $P_{\vec{I}^\perp}$  is linear and therefore is also its own Jacobian. The scaling step is isotropic in  $\vec{y}^\perp$  and therefore its Jacobian acts equally to all components in  $\vec{y}^\perp$  scaling them by  $\sigma$ . The remaining  $\vec{y}$  component must be suppressed (4), resulting in:

$$J = \frac{1}{\sigma} P_{\vec{I}^\perp} P_{\vec{y}^\perp} \implies \vec{x}' = \frac{1}{\sigma} (I - P_{\vec{I}}) (I - P_{\vec{y}}) \vec{y}' . \quad (5)$$

This is the exact expression for backpropagation through the normalization operator. It is also possible to reach the same conclusion algebraically (see appendix).

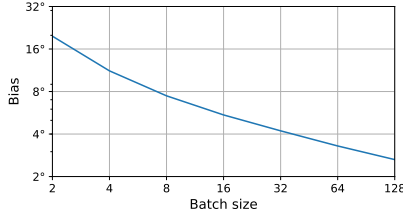


Figure 2: Gradient bias (BN).

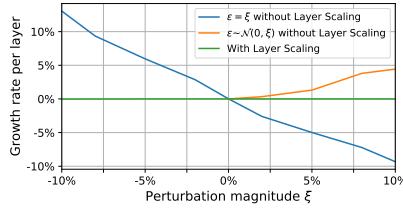


Figure 3: Activation growth.

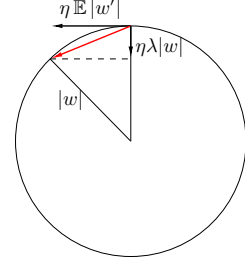


Figure 4: Weight equilibrium.

The input  $\vec{x}$  is a continuous function of the neural network’s weights and dataset distribution. During training, the incremental weight updates cause  $\vec{x}$  to drift. Meanwhile, normalization is only presented with a single scalar component of  $\vec{x}$  while the other components remain unknown. Online Normalization handles this with an online control process that examines a single sample per step while ensuring (5) is always approximately satisfied throughout training.

## 2.2 Bias in gradient estimates

Although normalization applies an affine transformation, it has a nonlinear dependence on the input distribution  $\mathbb{X}$ . Therefore, sampling the gradient of a normalized network with mini-batches results in biased estimates. This effect becomes more pronounced for smaller mini-batch sizes.

Consider the extreme case of normalizing a fully connected layer with batch size two. Each pair of samples is transformed to either  $(-1, +1)$  or  $(+1, -1)$ , resulting in a piece-wise constant surface. Because the output of this process is discrete, the corresponding gradient is zero almost everywhere. Of course the true gradient is non-zero almost everywhere and therefore cannot be recovered from any number of batch-two evaluations.

The same effect can be seen in more realistic cases. Figure 2 shows gradient bias as a function of batch size measured for a convolutional network with the CIFAR-10 dataset [19]. Ground truth for this plot used all 50,000 images in the dataset with weights randomly initialized and fixed. Even in this simple scenario, moderate batch sizes exhibit bias exceeding an angle of 10 degrees.

## 2.3 Exploding and vanishing activations

All normalizers are presented with the task of calculating specific values of the affine coefficients  $\mu[x]$  and  $\sigma[x]$  for the forward pass (1). Exact computation of these coefficients is impossible without processing the entire dataset. Therefore, SGD-based optimizers must admit errors in normalization statistics. These errors are problematic for networks that have unbounded activation functions, such as ReLU. It is possible for the errors to amplify through the depth of the network causing exponential growth of activation magnitudes.

Figure 3 shows exponential behavior for a 100-layer fully connected network with a synthetic dataset. In each layer we compute exact affine coefficients using the entire dataset. We randomly perturb the coefficients before applying inference to assess the sensitivity to errors. Exponential behavior is easy to observe even with mild noise. This effect is particularly pronounced when variances  $\sigma^2$  are systematically underestimated, in which case each layer amplifies the signal in expectation.

Batch Normalization does not exhibit exponential behavior. Although its estimates contain error, exact normalization of a batch of inputs imposes (2) as strict constraints on normalized output. For each layer, the largest possible output component is bounded by the square root of the batch size. Exponential behavior is precluded because this bound does not depend on the depth of the network. This property is also enjoyed by Layer Normalization and Group Normalization.

Any successful online procedure will also need a mechanism to avoid exponential growth of activations. With a bounded activation function, such as tanh, this is achieved automatically. *Layer scaling* (Figure 3) that enforces the second equality of (2) across all features in a layer is another possible mechanism that prevents both growth and decay of activations.

## 2.4 Invariance to gradient scale

When a normalizer follows a linear layer, the normalized output is invariant to the scale of the weights  $|w|$  [5, 6]. Scaling the weights by any constant is immediately absorbed by the normalizer. Therefore,  $\partial y / \partial |w|$  is zero and gradient

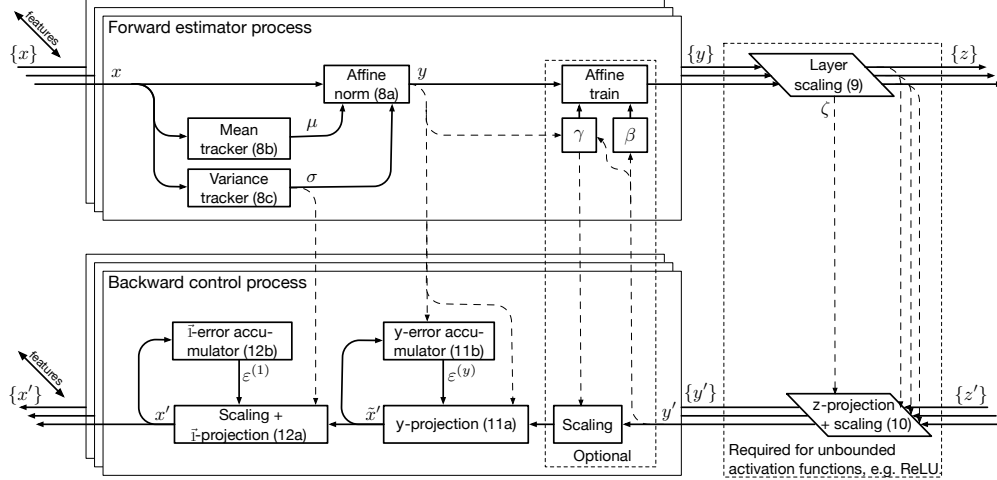


Figure 5: Online Normalization.

descent makes steps orthogonal to the weight vector (Figure 4). With a fixed learning rate  $\eta$ , a sequence of steps of size  $O(\eta)$  leads to unbounded growth of  $|w|$ . Each successive step will have decreasing relative effect on the weight change reducing the effective learning rate.

Others have observed that the  $L_2$  weight decay [20] commonly used in normalized networks counteracts the growth of  $|w|$ . In particular, [21] analyzes this phenomenon, although under a faulty assumption that gradients are not backpropagated through the mean and variance calculations. Instead, we observe that weight growth and decay are balanced when weights reach an equilibrium scale (Figure 4). We denote the gradient with respect to weights  $w'$  and the increment in weights  $\Delta w \equiv \eta w'$ . When  $\eta$  and decay factor  $\lambda$  are small, solving for equilibrium yields (see appendix):

$$|w| = \sqrt{\frac{\eta}{2\lambda}} \mathbb{E} |w'|. \quad (6)$$

The equilibrium weight magnitude depends on  $\eta$ . When the weights are away from their equilibrium magnitude, such as at initialization and after each learning rate drop, the weights tend to either grow or diminish network-wide. This tendency can create a biased error in statistical estimates that can lead to exponential behavior (Section 2.3).

Scale invariance with respect to the weights means that the learning trajectory depends only on the ratio  $\Delta w/|w|$  and the problem can be arbitrarily reparametrized as long as this ratio is kept constant. When weights are in the equilibrium described by (6)

$$\frac{\Delta w}{|w|} = \sqrt{2\eta\lambda} \frac{w'}{\mathbb{E} |w'|}. \quad (7)$$

This equation shows that learning dynamics are invariant to the scale of the distribution of gradients  $\mathbb{E} |w'|$ . We also observe that the effective learning rate is  $\sqrt{2\eta\lambda}$ . Practitioners tend to use linear scaling of the learning rate with batch size [22] while keeping the  $L_2$  regularization constant  $\lambda$  fixed. Equation (7) shows that this amounts to the square root scaling suggested earlier by Krizhevsky [23].

### 3 Online Normalization

To define Online Normalization (Figure 5), we replace arithmetic averages over the full dataset in (2) with exponentially decaying averages of online samples. Similarly, projections in (4) and (5) are computed over online data using exponentially decaying inner products. The decay factors  $\alpha_f$  and  $\alpha_b$  for forward and backward passes respectively are hyperparameters for the technique.

We allow incoming samples  $x_t$ , such as images, to have multiple scalar components and denote feature-wide mean and variance by  $\mu(x_t)$  and  $\sigma^2(x_t)$ . The algorithm also applies to outputs of fully connected layers with only one scalar output per feature. In fact, this case simplifies to  $\mu(x_t) = x_t$  and  $\sigma(x_t) = 0$ . We use scalars  $\mu_t$  and  $\sigma_t$  to denote running estimates of mean and variance across all samples. The subscript  $t$  denotes time steps corresponding to processing new incoming samples.

Online Normalization uses an ongoing process during the forward pass to estimate activation means and variances. It implements the standard online computation of mean and variance [24, 25] generalized to processing multi-value samples and exponential averaging of sample statistics. The resulting estimates directly lead to an affine normalization transform.

$$y_t = \frac{x_t - \mu_{t-1}}{\sigma_{t-1}} \quad (8a)$$

$$\mu_t = \alpha_f \mu_{t-1} + (1 - \alpha_f) \mu(x_t) \quad (8b)$$

$$\sigma_t^2 = \alpha_f \sigma_{t-1}^2 + (1 - \alpha_f) \sigma^2(x_t) + \alpha_f (1 - \alpha_f) (\mu(x_t) - \mu_{t-1})^2 \quad (8c)$$

This process removes two degrees of freedom for each feature that may be restored adding another affine transform with adaptive bias and gain. Corresponding equations are standard in normalization literature [4] and are not reproduced here. The forward pass concludes with a layer-scaling stage that uses data from all features to prevent exponential growth (Section 2.3):

$$z_t = \frac{y_t}{\zeta_t} \quad \text{with} \quad \zeta_t = \sqrt{\mu(\{y_t^2\})}, \quad (9)$$

where  $\{\cdot\}$  includes all features.

The backward pass proceeds in reverse order, starting with the exact gradient of layer scaling:

$$y'_t = \frac{z'_t - z_t \mu(\{z_t z'_t\})}{\zeta_t}. \quad (10)$$

To back-propagate the gradient through the per-feature normalization (8) we apply a control mechanism to back out projections defined by (5). We do it in two separate steps controlling for orthogonality to  $\bar{y}$  first

$$\tilde{x}'_t = y'_t - (1 - \alpha_b) \varepsilon_{t-1}^{(y)} y_t \quad (11a)$$

$$\varepsilon_t^{(y)} = \varepsilon_{t-1}^{(y)} + \mu(\tilde{x}'_t y_t) \quad (11b)$$

and then for the mean-zero condition

$$x'_t = \frac{\tilde{x}'_t}{\sigma_{t-1}} - (1 - \alpha_b) \varepsilon_{t-1}^{(1)} \quad (12a)$$

$$\varepsilon_t^{(1)} = \varepsilon_{t-1}^{(1)} + \mu(x'_t) . \quad (12b)$$

Gradient scale invariance (Section 2.4) shows that scaling with the running estimate of input variance  $\sigma_t$  in (12a) is optional and can be replaced by rescaling the output  $x'_t$  with a running average to force it to the unit norm in expectation.

**Formal Properties** Online Normalization provides arbitrarily good approximations of ideal normalization and its gradient. The quality of approximation is controlled by the hyperparameters  $\alpha_f$ ,  $\alpha_b$ , and the learning rate  $\eta$ . Parameters  $\alpha_f$  and  $\alpha_b$  determine the extent of temporal averaging and  $\eta$  controls the rate of change of the input distribution. Online Normalization also satisfies the gradient’s orthogonality requirements. In the course of training, the accumulated errors  $\varepsilon_t^{(y)}$  and  $\varepsilon_t^{(1)}$  that track deviation from orthogonality (5) remain bounded. Formal derivations of these properties are in the appendix.

**Memory Requirements** Networks that use Batch Normalization tend to train poorly with small batch sizes. Larger batches are required for accurate estimates of parameter gradients, but activation memory usage increases linearly with batch size. This limits the size of models that can be trained on a given system. Online Normalization achieves same accuracy without requiring batches (Section 4) while its memory requirements are comparable to batch-one training. Table 1 shows memory usage for training ResNet-50 and U-Net [26, 27]. We can see that using batches for classification of 2D images leads to a considerable increase in the memory footprint. For 3D tasks, batching becomes prohibitive even with modestly sized images.

## 4 Experiments

We demonstrate Online Normalization in a variety of settings. In our experience it has ported easily to new networks and tasks. Details for replicating experiments are in the appendix, and scripts to reproduce our results are in the companion repository [3].

Table 1: Memory for training (GB).

Network	Online Norm	Batch	
		32	128
ResNet-50, ImageNet, theory	1	2	4
ResNet-50, ImageNet, actual <sup>a</sup>	2	5	15
3D U-Net, 150 <sup>3</sup> voxels, theory	1	29	115
3D U-Net, 250 <sup>3</sup> voxels, theory	6	195	785

<sup>a</sup> PyTorch implementation stores multiple copies of activations for improved performance.

Table 2: Best validation loss and accuracy.

Normalizer	CIFAR-10 ResNet-20	CIFAR-100 ResNet-20	ImageNet ResNet-50
Online	<b>0.26 (92.3%)</b>	<b>1.12 (68.6%)</b>	<b>0.94 (76.3%)</b>
Batch <sup>a</sup>	<b>0.26 (92.2%)</b>	1.14 ( <b>68.6%</b> )	0.97 ( <b>76.4%</b> )
Group	0.32 (90.3%)	1.35 (63.3%)	(75.9%) <sup>b</sup>
Instance	0.31 (90.4%)	1.32 (63.1%)	(71.6%) <sup>b</sup>
Layer	0.39 (87.4%)	1.47 (59.2%)	(74.7%) <sup>b</sup>
Weight	-	-	(67 %) <sup>b</sup>
Propagation	-	-	(71.9%) <sup>b</sup>

<sup>a</sup> Batch size 128 for CIFAR and 32 for ImageNet.

<sup>b</sup> Data from [7, 28, 29].

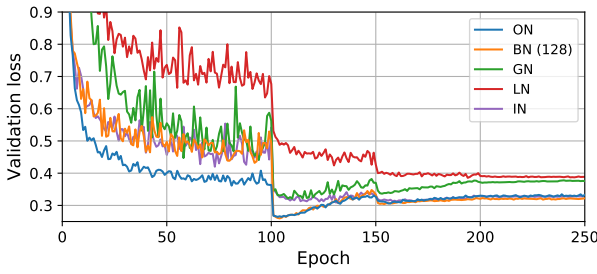


Figure 6: CIFAR-10 / ResNet-20.

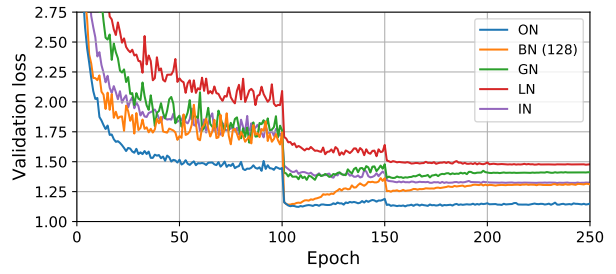


Figure 7: CIFAR-100 / ResNet-20.

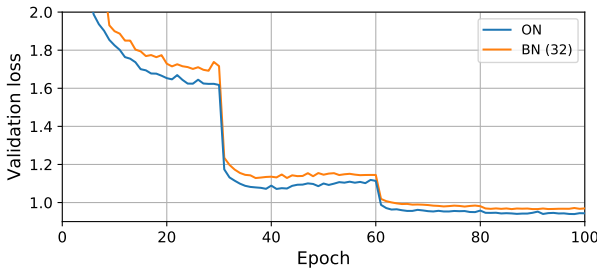


Figure 8: ImageNet / ResNet-50.

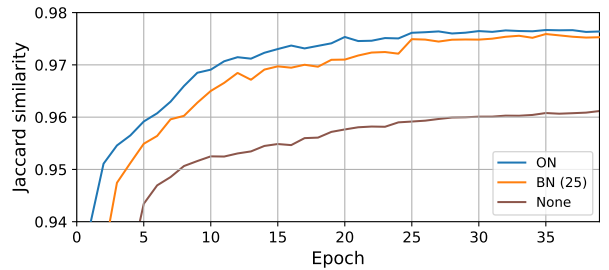


Figure 9: Image Segmentation with U-Net.

*CIFAR image classification (Figures 6-7, Table 2).* Our experiments start with the best-published hyperparameter settings for ResNet-20 [2] for use with Batch Normalization on a single GPU. We accept these hyperparameters as fixed values for use with Online Normalization. Online Normalization introduces two hyperparameters, decay rates  $\alpha_f$  and  $\alpha_b$ . We used a logarithmic grid sweep to determine good settings. Then we ran five independent trials for each normalizer. Online Normalization had the best validation performance of all compared methods.

*ImageNet image classification (Figure 8, Table 2).* For the ResNet-50 [2] experiment, we are reporting the single experimental run that we conducted. This trial used decay factors chosen based on the CIFAR experiments. Even better results should be possible with a sweep. Our training procedure is based on a protocol tuned for Batch Normalization [30]. Even without tuning, Online Normalization achieves the best validation loss of all methods. At validation time it is nearly as accurate as Batch Normalization and both methods are better than other compared methods.

*U-Net image segmentation (Figure 9).* The U-Net [26] architecture has applications in segmenting 2D and 3D images. It has been applied to volumetric segmentation in 3D scans [27]. Volumetric convolutions require large memories for activations (Table 1), making Batch Normalization impractical. Our small-scale experiment performs image segmentation on a synthetic shape dataset [31]. Online Normalization achieves the best Jaccard similarity coefficient among compared methods.

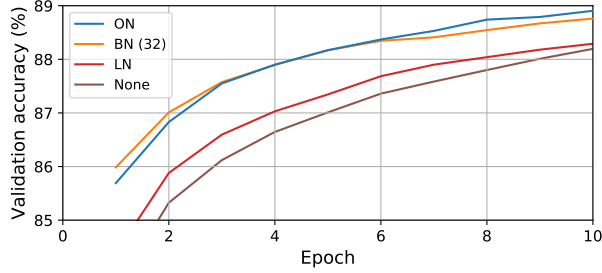


Figure 10: FMNIST with fully connected network.

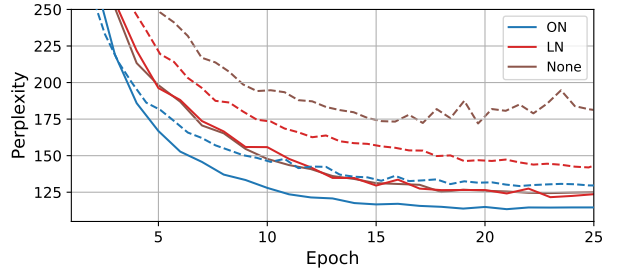


Figure 11: PTB with RNN (dashed) and LSTM (solid).

*Fully-connected network (Figure 10).* Online Normalization also works when normalizer inputs are single scalars. We used a three-layer fully connected network, 500+300 HU [32], for the Fashion MNIST [33] classification task. Fashion MNIST is a harder task than MNIST digit recognition, and therefore provides more discrimination power in our comparison. The initial learning trajectory shows Online Normalization outperforms the other normalizers.

*Recurrent language modeling (Figure 11).* Online Normalization works without modification in recurrent networks. It maintains statistics using information from all previous samples and time steps. This information is representative of the distribution of all recurrent activations, allowing Online Normalization to work in the presence of circular dependencies (Section 1.1). We train word based language models of PTB [34] using single layer RNN and LSTM. The LSTM network uses normalization on the four gate activation functions, but not the memory cell. This allows the memory cell to encode a persistent state for unbounded time without normalization forcing it to zero mean. In both the RNN and LSTM, Online Normalization performs better than the other methods. Remarkably, the RNN using Online Normalization performs nearly as well as the unnormalized LSTM.

## 5 Conclusion

Online Normalization is a robust normalizer that performs competitively with the best normalizers for large-scale networks and works for cases where other normalizers do not apply. The technique is formally derived and straightforward to implement. The gradient of normalization is remarkably simple: it is only a linear projection and scaling. To our knowledge this is a new observation.

There have been concerns in the field that normalization violates the paradigm of SGD [5, 8, 9]. A main tenet of SGD is that noisy measurements can be averaged to the true value of the gradient. Batch normalization has a fundamental gradient bias dependent on the batch size that cannot be eliminated by additional averaging or reduction in the learning rate. Because Batch Normalization requires batches, it leaves the value of the gradient for any individual input undefined. This within-batch computation has been seen as biologically implausible [10].

In contrast, we have shown that the normalization operator and its gradient can be implemented locally within individual neurons. The computation does not require keeping track of specific prior activations. Additionally, normalization allows neurons to locally maintain input weights at any scale of choice—without coordinating with other neurons. Finally any gradient signal generated by the neuron is also scale-free and independent of gradient scale employed by other neurons. In aggregate ideal normalization (1) provides stability and localized computation for all three phases of gradient descent: forward propagation, backward propagation, and weight update. Other methods do not have this property. For instance, Layer Normalization requires layer-wide communication and Batch Normalization is implemented by computing within-batch dependencies.

We expect normalization to remain important as the community continues to explore larger and deeper networks. Memory will become even more precious in this scenario. Online Normalization enables batch-free training resulting in over an order of magnitude reduction of activation memory.

## Acknowledgments

We thank Rob Schreiber, Gary Lauterbach, Natalia Vassilieva, Andy Hock, Scott James and Xin Wang for their help and comments that greatly improved the manuscript. We also thank Natalia Vassilieva for modeling memory requirements for U-Net.



## References

- [1] Olga Russakovsky, Jia Deng, Hao Su, Jonathan Krause, Sanjeev Satheesh, Sean Ma, Zhiheng Huang, Andrej Karpathy, Aditya Khosla, Michael Bernstein, Alexander C. Berg, and Li Fei-Fei. ImageNet large scale visual recognition challenge. *International Journal of Computer Vision (IJCV)*, 115(3):211–252, 2015.
- [2] Kaiming He, Xiangyu Zhang, Shaoqing Ren, and Jian Sun. Deep residual learning for image recognition. In *2016 IEEE Conference on Computer Vision and Pattern Recognition, CVPR 2016, Las Vegas, NV, USA, June 27-30, 2016*, pages 770–778, 2016.
- [3] Vitaliy Chiley, Michael James, and Ilya Sharapov. Online Normalization reference implementation. <https://github.com/Cerebras/online-normalization>, 2019.
- [4] Sergey Ioffe and Christian Szegedy. Batch normalization: Accelerating deep network training by reducing internal covariate shift. *CoRR*, abs/1502.03167, 2015.
- [5] Sergey Ioffe. Batch renormalization: Towards reducing minibatch dependence in batch-normalized models. *CoRR*, abs/1702.03275, 2017.
- [6] Lei Jimmy Ba, Ryan Kiros, and Geoffrey E. Hinton. Layer normalization. *CoRR*, abs/1607.06450, 2016.
- [7] Yuxin Wu and Kaiming He. Group normalization. *CoRR*, abs/1803.08494, 2018.
- [8] Tim Salimans and Diederik P. Kingma. Weight normalization: A simple reparameterization to accelerate training of deep neural networks. *CoRR*, abs/1602.07868, 2016.
- [9] Devansh Arpit, Yingbo Zhou, Bhargava Urala Kota, and Venu Govindaraju. Normalization propagation: A parametric technique for removing internal covariate shift in deep networks. In *Proceedings of the 33rd International Conference on Machine Learning, ICML 2016, New York City, NY, USA, June 19-24, 2016*, pages 1168–1176, 2016.
- [10] Qianli Liao, Kenji Kawaguchi, and Tomaso A. Poggio. Streaming normalization: Towards simpler and more biologically-plausible normalizations for online and recurrent learning. *CoRR*, abs/1610.06160, 2016.
- [11] Tim Cooijmans, Nicolas Ballas, César Laurent, and Aaron C. Courville. Recurrent batch normalization. *CoRR*, abs/1603.09025, 2016.
- [12] C. Laurent, G. Pereyra, P. Brakel, Y. Zhang, and Y. Bengio. Batch normalized recurrent neural networks. In *2016 IEEE International Conference on Acoustics, Speech and Signal Processing (ICASSP)*, pages 2657–2661, March 2016.
- [13] Dario Amodei, Rishita Anubhai, Eric Battenberg, Carl Case, Jared Casper, Bryan Catanzaro, Jingdong Chen, Mike Chrzanowski, Adam Coates, Greg Diamos, Erich Elsen, Jesse Engel, Linxi Fan, Christopher Fougner, Tony Han, Awni Y. Hannun, Billy Jun, Patrick LeGresley, Libby Lin, Sharan Narang, Andrew Y. Ng, Sherjil Ozair, Ryan Prenger, Jonathan Raiman, Sanjeev Satheesh, David Seetapun, Shubho Sengupta, Yi Wang, Zhiqian Wang, Chong Wang, Bo Xiao, Dani Yogatama, Jun Zhan, and Zhenyao Zhu. Deep speech 2: End-to-end speech recognition in english and mandarin. *CoRR*, abs/1512.02595, 2015.
- [14] Shibani Santurkar, Dimitris Tsipras, Andrew Ilyas, and Aleksander Madry. How does batch normalization help optimization? *Advances in Neural Information Processing Systems 31 (NIPS 2018)*, 2018.
- [15] Greg Yang, Jeffrey Pennington, Vinay Rao, Jascha Sohl-Dickstein, and Samuel S. Schoenholz. A mean field theory of batch normalization. *CoRR*, abs/1902.08129, 2019.
- [16] Mingwei Wei, James Stokes, and David J. Schwab. Mean-field analysis of batch normalization. *CoRR*, abs/1903.02606, 2019.
- [17] Lucas Deecke, Iain Murray, and Hakan Bilen. Mode normalization. *CoRR*, abs/1810.05466, 2018.
- [18] Daejin Jung, Wonkyung Jung, Byeongho Kim, Sunjung Lee, Wonjong Rhee, and Jung Ho Ahn. Restructuring batch normalization to accelerate CNN training. *CoRR*, abs/1807.01702, 2018.
- [19] Alex Krizhevsky, Vinod Nair, and Geoffrey Hinton. CIFAR-10 (Canadian Institute for Advanced Research). <http://www.cs.toronto.edu/~kriz/cifar.html>.
- [20] Anders Krogh and John A. Hertz. A simple weight decay can improve generalization. In *Proceedings of the 4th International Conference on Neural Information Processing Systems, NIPS’91*, pages 950–957, San Francisco, CA, USA, 1991. Morgan Kaufmann Publishers Inc.
- [21] Twan van Laarhoven. L2 regularization versus batch and weight normalization. *CoRR*, abs/1706.05350, 2017.

- [22] Priya Goyal, Piotr Dollár, Ross B. Girshick, Pieter Noordhuis, Lukasz Wesolowski, Aapo Kyrola, Andrew Tulloch, Yangqing Jia, and Kaiming He. Accurate, large minibatch SGD: training imagenet in 1 hour. *CoRR*, abs/1706.02677, 2017.
- [23] Alex Krizhevsky. One weird trick for parallelizing convolutional neural networks. *CoRR*, abs/1404.5997, 2014.
- [24] Tony Finch. Incremental calculation of weighted mean and variance. <http://people.ds.cam.ac.uk/fanf2/hermes/doc/antiforgery/stats.pdf>, 2009.
- [25] Tony F. Chan, Gene H. Golub, and Randall J. LeVeque. Algorithms for computing the sample variance: Analysis and recommendations. *The American Statistician*, 37:242–247, 1983.
- [26] Olaf Ronneberger, Philipp Fischer, and Thomas Brox. U-net: Convolutional networks for biomedical image segmentation. *CoRR*, abs/1505.04597, 2015.
- [27] Özgün Çiçek, Ahmed Abdulkadir, Soeren S. Lienkamp, Thomas Brox, and Olaf Ronneberger. 3d u-net: Learning dense volumetric segmentation from sparse annotation. *CoRR*, abs/1606.06650, 2016.
- [28] Igor Gitman and Boris Ginsburg. Comparison of batch normalization and weight normalization algorithms for the large-scale image classification. *CoRR*, abs/1709.08145, 2017.
- [29] Wenling Shang, Justin Chiu, and Kihyuk Sohn. Exploring normalization in deep residual networks with concatenated rectified linear units. In *Proceedings of the Thirty-First AAAI Conference on Artificial Intelligence*, AAAI’17, pages 1509–1516. AAAI Press, 2017.
- [30] ResNet in TensorFlow. <https://github.com/tensorflow/models/tree/r1.9.0/official/resnet>, 2018.
- [31] Naoto Usuyama. Simple PyTorch implementations of U-Net/FullyConvNet for image segmentation. <https://github.com/usuyama/pytorch-unet>, 2018.
- [32] Yann LeCun and Corinna Cortes. MNIST handwritten digit database. 2010.
- [33] Han Xiao, Kashif Rasul, and Roland Vollgraf. Fashion-MNIST: a novel image dataset for benchmarking machine learning algorithms. *CoRR*, abs/1708.07747, 2017.
- [34] Mitchell Marcus, Grace Kim, Mary Ann Marcinkiewicz, Robert MacIntyre, Ann Bies, Mark Ferguson, Karen Katz, and Britta Schasberger. The Penn Treebank: Annotating predicate argument structure. In *Proceedings of the Workshop on Human Language Technology*, HLT ’94, pages 114–119, Stroudsburg, PA, USA, 1994. Association for Computational Linguistics.