

WINOGRAD CONVOLUTION FOR DNNs: BEYOND LINEAR POLYNOMIALS

BARBARA BARABASZ AND DAVID GREGG

School of Computer Science and Statistics, Trinity College Dublin, Dublin 2, Ireland

ABSTRACT. We investigated a wider range of Winograd family convolution algorithms for Deep Neural Network. We presented the explicit Winograd convolution algorithm in general case (used the polynomials of the degrees higher than one). It allows us to construct more different versions in the aspect of performance than commonly used Winograd convolution algorithms and improve the accuracy and performance of convolution computations. We found that in *fp16* this approach gives us better accuracy of image recognition while keeps the same number of general multiplications computed per single output point as the commonly used Winograd algorithm for a kernel of the size 3×3 and output size equal to 4×4 . We demonstrated that in *bf16* it is possible to perform the convolution computation faster keeping the accuracy of image recognition the same as for direct convolution method. We tested our approach for a subset of 2000 images from Imagenet validation set. We present the results for three precision of computations *fp32*, *fp16* and *bf16*.

1. MOTIVATION

In Deep Neural Networks a huge amount of time is spent on convolution computations of input and kernel. The most commonly used is direct convolution algorithm that has a complexity of $O(m^2)$. It has a big impact on the time performance of the whole network. This is a reason why the different fast convolution algorithms that allow to reduce computation time are explored last times.

The family of Winograd algorithms is based on the idea of transforming the input and kernel tiles into modulo polynomials domain (called Winograd domain) where convolution becomes the elementwise multiplication (with complexity $O(m)$) and return the results back. The complexity of transformations ($O(m^2)$) amortizes over multiple uses of kernel and input tiles. They can be done ahead of time and/or used several times to convolve one kernel with different inputs tiles and the input tile with different kernels (ie over multiple channels). The output transformation is done once for multiple convolution results, after summation over the channels. For fixed kernel size Winograd algorithms allow us to compute convolution for different sizes of input/output tiles. Considering 2 dimensional convolution and assuming fixed size of kernel n_h (most often 3×3 or 5×5 for 2 dimensional convolution) algorithm return $n_o \times n_o$ computed values for $n \times n$ input tile, where $n = n_h + n_o - 1$. For simplify we denote such algorithm as $F(n_o \times n_o, n_h \times n_h)$. Those computations required $n \times n$ multiplications in modulo polynomials domain - operations that can not be performed ahead of time and/or amortized over multiply using.

E-mail address: `barabasb@tcd.ie, dgregg@tcd.ie`.

Key words and phrases. DNN, convolution, Winograd, accuracy, floating point.

To be able to compare the performance of Winograd algorithms, for different input/output sizes we can present it as a ratio of a number of general multiplications to number of computed outputs that is $ratio = n^2/n_o^2 = (n_h + n_o)^2/n^2$ for 2 dimensional convolution. It could be observed that for fixed kernel size the ratio decrease with the input/output size that means that performance of convolution computations increase and is better for larger tiles.

The problem that appears with larger input/output sizes is the accuracy of computations. Because of properties of matrices used for transformations the floating point error increase exponentially with input/output size. Reduction of floating point error of Winograd convolution computations allow us to use the bigger input/output tiles sizes that speed-up work of the convolutional networks. The exact floating point error of the algorithm depends on the root points - parameters used to construct the transformation matrices. Some of them work better than other [1]. The algorithm presented in this paper allows to multiple uses of good root points that could result in better computational accuracy.

In this paper we present the following contributions:

- Explicit presentation of the Winograd algorithm in general case.
- Experimental results for one and two dimensional Winograd convolution algorithm with the kernel of the size $3(3 \times 3$ in 2D) and samples output sizes for random data.
- Example that using Winograd algorithm we can improve the image recognition percentage in half precision (*fp16*).
- Example that using Winograd algorithm we can improve the performance keeping the accuracy of image recognition in bfloat precision (*bf16*).

2. TOOM-COOK VERSUS WINOGRAD ALGORITHM

2.1. Winograd algorithm definition. Convolution computations can be expressed as the result of polynomials multiplication. Mapping the elements of kernel vector h and input vector x to a coefficients of polynomials $h(a)$ and $x(a)$ respectively, the elements of output vector s (convolution of h and x) are equal to the coefficients of polynomial $s(a) = h(a)x(a)$. The Winograd family of algorithms for convolution computations is based on Chinese Remainder Theorem (CRT) for polynomials [2]. It says that for polynomial $M(a)$ in ring of polynomials over a field \mathbb{F} such as $M(a) \in \mathbb{F}[a]$ and $M(a) = m_1(a)..m_\ell(a)$ where $m_i(a)$ are irreducible and pairwise coprime there exists $s(a)$ such as $deg(s(a)) < deg(M(a))$ the unique solution of systems of congruences: $s(a) = s_i(a) \bmod m_i(a)$,

$$(1) \quad s(a) = \sum_i s_i(a)N_i(a)M_i(a) \bmod M(a)$$

Where

$$N_i(a)M_i(a) + n_i(a)m_i(a) = 1 \quad \text{and} \quad M_i(a) = M(a)/m_i(a)$$

To compute convolution that means coefficient of the product of polynomials $h(a)$ and $x(a)$ we put

$$s_i(a) = h_i(a)x_i(a) \bmod m_i(a), \quad h_i(a) = h(a) \bmod m_i(a) \quad \text{and} \quad x_i = x(a) \bmod m_i(a)$$

As operations modulo $m_i(a)$ are equal to finding the remainder from division by $m_i(a)$, so if we assume that all polynomials $m_i(a)$ are of the first degree then the results in modulo $m_i(a)$ arithmetic are all constant polynomials (scalars):

$$h_i(a) = h(a) \bmod m_i(a) = r_h \quad x_i(a) = x(a) \bmod m_i(a) = r_x$$

$$s_i(a) = h_i(a)x_i(a) \bmod m_i(a) = r_h r_x$$

Then we can perform the computations of $s_i(a) = h_i(a)x_i(a) \bmod m_i(a)$ for $i = 1, \dots, \ell$ as single multiplication: $s_i(a) = r_h r_x$. These operations for all $i = 1, \dots, \ell$ are represented by Hadamard product of two vectors consist of elements $h_1(a), \dots, h_\ell(a)$ and $x_1(a), \dots, x_\ell(a)$ (see figure 1).

The commonly used DNN Winograd convolution algorithm [5] uses Matrix Exchange Theorem [3] and expresses the computations formula in the following form:

$$(2) \quad A^T(Gh \odot B^T x)$$

Vectors h and x represents kernel and input values, matrices G and B^T stands for transformation of them respectively, and matrix A^T transform the result back into original domain.

This method can be nested for two dimensional convolution give us the convolution formula as follows:

$$(3) \quad A^T(GHG^T \odot B^T X B)A$$

In this paper we used the modified version of the Winograd algorithm with polynomial $M(a)$ of the degree equal to $\deg(s(a))$ and pseudo-point ∞ . The exact algorithm to compute matrices elements and more detailed theoretical description of the method can be found in [3] [7] [1].

To the best of our knowledge all Winograd algorithm implementations used in Deep Neural Networks are based on CRT with the assumption that all $m_i(a)$ are of the first degree. Those are Toom-Cook algorithms ([8],[4]) described and applied to signal processing problems by S. Winograd in 1980s. He also proved that this approach guarantee the minimum possible number of multiplications needed to compute convolution of size n_o (or $n_o \times n_o$ in 2D convolution) with the kernel of size n_h ($n_h \times n_h$) (we denote these algorithms as $F(n_o, n_h), F(n_o \times n_o, n_h \times n_h)$) [10].

If we use polynomial $m_i(a)$ of the degree d greater then one then the results of $h_i(a) = h(a) \bmod m_i(a)$ and $x_i(a) = x(a) \bmod m_i(a)$ are polynomials not scalars. Then to compute $s_i(a)$ instead of single multiplication we have to multiply two polynomials $h_i(a), x_i(a)$ and then find the remainder of dividing their product by polynomial $m_i(a)$. To solve this subproblem (compute the coefficients of the product of two polynomials $h_i(a)$ and $x_i(a)$) we apply the Toom-Cook algorithm $F_{T-C}(d \times d, d \times d)$. Because in Toom-Cook algorithm we use the polynomials of the first degree it transforms polynomials $h_i(a)$ and $x_i(a)$ into scalars. Then we can compute convolution as Hadamard product.

Of course instead of using Toom-Cook algorithm we can use any other method to solve this subproblem. We choose this approach because (as you can see in the next sections) Toom-Cook algorithm does not increase the number of multiplication in Hadamard product a lot. It is also a good choice from the accuracy point of view. Since all polynomials $m_i(a)$ used in Winograd algorithm have to be pairwise coprime and all polynomials used in Toom-Cook algorithm have to be pairwise coprime they do not have to be coprime all together. That means that we can use the same polynomials of the first degree (points) in both algorithms. In the figure 2 we can have $q_i = p_j$. It allows us to use "twice" points better for accuracy of computations like 0, -1 and 1 (polynomials $a, a + 1$ and $a - 1$).

The approach with polynomials, $m_i(a)$ of the degree greater than one needs two steps of transformations (see figure 2). Let assume that polynomial $\deg(m_k(a)) = d$ and $d > 1$. First, we transform input/kernel into "Polynomials Winograd domain". That means to transform them into polynomials of the degree greater than zero. Then we transform both those polynomials

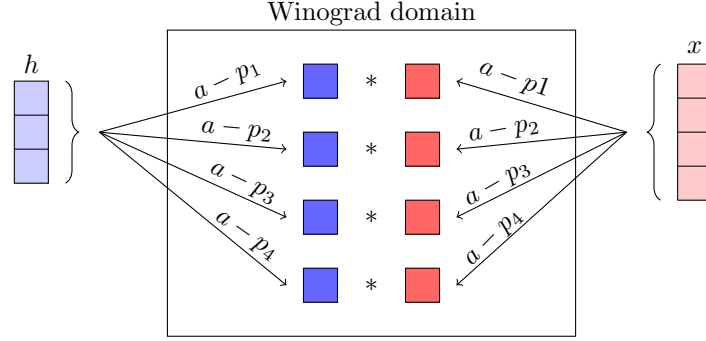


FIGURE 1. Transformation of kernel (matrix G) and input (matrix B^T) in 1 dimensional Toom-Cook convolution algorithm $F_{T-C}(2 \times 2, 3 \times 3)$ with four root points p_1, p_2, p_3 and p_4 (polynomials $a = p_1, a - p_2, a - p_3$ and $a - p_4$).

into scalars in "Winograd domain". To perform the second transformation we apply the Toom-Cook algorithm. Similarly, after computing Hadamard product we first transform the result into "Polynomials Winograd domain" and after this into the aboriginal domain. We can compose these transformations into one to create three matrices G^W , $(B^W)^T$ and $(A^W)^T$ applied to transform the kernel, input and result of the Hadamard product respectively. For the clarity, we denote matrices constructed for Toom-Cook algorithm as $G^{(T-C)}$, $A^{(T-C)}$ and $B^{(T-C)}$. The way of constructing transformation matrices (A^W , B^W and G^W) is presented in the next section.

2.2. Matrices construction.

2.2.1. *Matrices G^W and A^W .* We use the function $\text{vec}(m(a))$ to map the polynomial $m(a) = m_1 + m_2a + \dots + m_na^{n-1}$ to the vector:

$$\text{vec}(m(a)) = \begin{bmatrix} m_1 \\ \vdots \\ m_n \end{bmatrix}$$

We denote the remainder from division polynomial $p(a)$ by $m(a)$ by:

$$R_{m(a)}[p(a)]$$

If $p(a) = q(a)m(a) + r(a)$ then $R_{m(a)}[p(a)] = r(a)$ and $\text{deg}(r(a)) < \text{deg}(m(a))$

The ways of construction both matrices G^W and A^W are the same. Rows of the matrix G^W and A^W stands for transformation with polynomial of the first degree are identical as in Toom-Cook algorithm (Notice that in our computations we used matrices that are not scaled by factors N_i). To construct the submatrices stands for transformation with the polynomial $m_i(a)$ of the degree d higher than one we have to compose the matrix G with G' , where G' represents transformation to the "Polynomials' Winograd domain" and G is the matrix stands for transformation to the

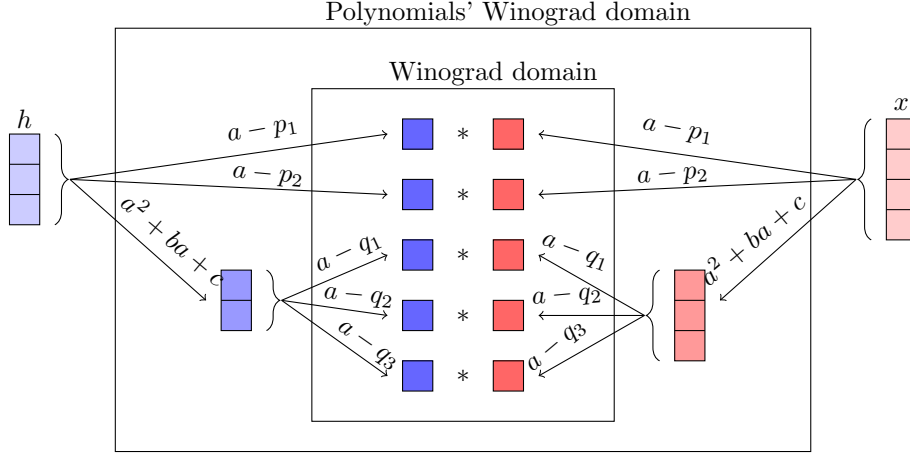


FIGURE 2. Transformation of kernel (matrix G) and input (matrix B^T) in 1 dimensional Winograd convolution algorithm $F_W(2 \times 2, 3 \times 3)$ with polynomials $a - p_1, a - p_2, a^2 + ba + c$. The subproblem is solved with Toom-Cook algorithm $F_{T-C}(2 \times 2, 2 \times 2)$ (input $n = 3$) and points q_1, q_2, q_3 (polynomials $a - q_1, a - q_2, a - q_3$).

”Winograd domain” and is equal to matrix $G^{(T-C)}$ of appropriate size ($F_{T-C}(d \times d, d \times d)$). The submatrix of G^W stands for transformation into ”Winograd domain” with polynomial $m_i(a)$ of the degree greater than 1 is equal to $G^{(T-C)}G'$. Analogously, matrix $A^W = A^{(T-C)}A'$ where $A^{(T-C)}$ is generated by Toom-Cook algorithm $F_{T-C}(d \times d, d \times d)$ and A' stands for transformation into ”Polynomials' Winograd domain” with polynomial $m_i(a)$ of the degree higher than 1. The last rows A_ℓ and G_ℓ represent the pseudo point ∞ needed to construct the modified version of the algorithm ([3], [1])

The matrices G' and A' include $d = \text{degree}(m_i(a))$ rows. The number of columns depends of the kernel and output sizes. We construct j th column of matrices G' and A' is as follows:

$$G'_j = \text{vec}(R_{m_i(a)}[a^{j-1}]) \text{ for } j = 1, \dots, n_h$$

$$A'_j = \text{vec}(R_{m_i(a)}[a^{j-1}]) \text{ for } j = 1, \dots, n_o$$

Let choose the polynomial of the second degree $m_i(a) = a^2 + ba + c$. Then:

$$R_{m_i(a)}a^0 = R_{a^2+ba+c}a^0 = 0a + 1$$

$$R_{m_i(a)}a^1 = R_{a^2+ba+c}a^1 = a + 0$$

$$R_{m_i(a)}a^2 = R_{a^2+ba+c}a^2 = -ba - c$$

$$R_{m_i(a)}a^3 = R_{a^2+ba+c}a^3 = (b^2 - c)a + bc$$

⋮

Below we present an example of matrices A and G construction for kernel of size 3×3 and output of size 2×2 chosing polynomials $m_1(a) = a$ and $m_2(a) = a^2 + ba + c$.

$$G_1 = [1 \quad 0 \quad 0] \quad G_2 = G^{(T-C)}G' = G^{(T-C)} \begin{bmatrix} 1 & 0 & -c \\ 0 & 1 & -b \end{bmatrix}$$

$$A_1 = \begin{bmatrix} 1 & 0 & 0 & 0 \end{bmatrix} \quad A_2 = A^{(T-C)}A' = A^{(T-C)} \begin{bmatrix} 1 & 0 & -c & bc \\ 0 & 1 & -b & b^2 - c \end{bmatrix}$$

Used Toom-Cook algorithm (modified version) for solving subproblem $F_{T-C}(2 \times 2, 2 \times 2)$ we can use for example points 0, 1 for the polynomial of the second degree that generates following matrices:

$$G^{T-C} = \begin{bmatrix} -1 & 0 \\ 1 & 1 \\ 0 & 1 \end{bmatrix} \quad G^{(T-C)}G' = \begin{bmatrix} -1 & 0 \\ 1 & 1 \\ 0 & 1 \end{bmatrix} \begin{bmatrix} 1 & 0 & -c \\ 0 & 1 & -b \end{bmatrix} = \begin{bmatrix} -1 & 0 & c \\ 1 & 1 & -b-c \\ 0 & 1 & -b \end{bmatrix}$$

$$G^W = \begin{bmatrix} & G_1 & \\ & G_2 & \\ 0 & 0 & 1 \end{bmatrix} = \begin{bmatrix} 1 & 0 & 0 \\ -1 & 0 & c \\ 1 & 1 & -b-c \\ 0 & 1 & -b \\ 0 & 0 & 1 \end{bmatrix}$$

$$A^{T-C} = \begin{bmatrix} 1 & 0 \\ 1 & 1 \\ 0 & 1 \end{bmatrix} \quad A^{(T-C)}A' = \begin{bmatrix} 1 & 0 \\ 1 & 1 \\ 0 & 1 \end{bmatrix} \begin{bmatrix} 1 & 0 & -c & bc \\ 0 & 1 & -b & b^2 - c \end{bmatrix} = \begin{bmatrix} 1 & 0 & -c & bc \\ 1 & 1 & -b-c & bc+b^2-c \\ 0 & 1 & -b & b^2-c \end{bmatrix}$$

$$A^W = \begin{bmatrix} & A_1 & & \\ & A_2 & & \\ 0 & 0 & 0 & 1 \end{bmatrix} = \begin{bmatrix} 1 & 0 & 0 & 0 \\ 1 & 0 & -c & bc \\ 1 & 1 & -b-c & bc+b^2-c \\ 0 & 1 & -b & b^2-c \\ 0 & 0 & 0 & 1 \end{bmatrix}$$

The exact algorithms how to compute matrices G^W and B^W is presented in algorithm (1).

2.2.2. *Matrix B^W* . First we construct auxiliary matrix C that include blocks C_i for $i = 1, \dots, \ell$, where ℓ is number of the polynomials $m_i(a)$. This matrix represents transformation from "Polynomials' Winograd domain" into "Winograd domain". Such as for rows stands by transformation with polynomials $m_i(a)$ of the first degree matrix C is equal to identity matrix. Blocks stands for transformation with polynomial $m_i(a)$ of the degree higher than 1 represents transformation with matrix $B^{(T-C)}$ generated for subproblem with $F_{T-C}(d \times d, d \times d)$. Second matrix E includes the rest of operations that is modulo $M(a)$ (equal to compute the remainder form division) from product of polynomial $M_i(a)$ and polynomial obtained form extended Euclidean algorithm $N_i(a)$ (see formula 1). Additional zeros row in matrix E and column with coefficients of the polynomial $M_i(a)$ accomplish modified version of Winograd algorithm.

We present an example of matrix B construction for kernel of the size 3×3 and output of size 2×2 chosing polynomials: $m_1(a) = a$ and $m_2(a) = a^2 + ba + c$ (as in previous subsection) we have:

$$M(a) = a^3 + ba^2 + ca$$

$$M_1(a) = a^2 + ba + c$$

$$M_2(a) = a$$

Matrix $B^{(T-C)}$ generated by Toom-Cook algorithm $F_{T-C}(2 \times 2, 2 \times 2)$ with points 0, 1 is as follows:

$$B^{(T-C)} = \begin{bmatrix} -1 & 0 & 0 \\ 1 & 1 & -1 \\ 0 & 0 & 1 \end{bmatrix}$$

Algorithm 1: Construction of matrix G^W and A^W to transform kernel and result of Hadamard product in Winograd convolution algorithm

Input: n_o - size of output, n_h - size of kernel, $\{m_1(a), \dots, m_{\ell(a)}\}$ set of ℓ irreducible and pairwise coprime polynomials such as $\sum_i \deg(m_i(a)) = n_h + n_o - 2$

Output: Matrices G^W and A^W for Winograd convolution

```

1   $n = n_h + n_o - 2$ 
2  for  $i = 1$  to  $\ell$  do
3       $d = \deg(m_i(a))$ 
4      if  $d == 1$  then
5           $p_i = \text{root}(m_i(a))$ 
6           $G_i = [p_i^0 \ \dots \ p_i^{n_h-1}]$   $A_i = [p_i^0 \ \dots \ p_i^{n_o-1}]$ 
7      if  $d > 1$  then
8           $G^{T-C}$  matrix  $G$  for  $F_{T-C}(d \times d, d \times d)$ 
9           $A^{T-C}$  matrix  $A$  for  $F_{T-C}(d \times d, d \times d)$ 
10          $G' = [\text{vec}(R_{m_i(a)}[a^0]) \ \dots \ \text{vec}(R_{m_i(a)}[a^{n_h-1}])]$ 
11          $A' = [\text{vec}(R_{m_i(a)}[a^0]) \ \dots \ \text{vec}(R_{m_i(a)}[a^{n_o-1}])]$ 
12          $G_i = G^{(T-C)} G'$   $A_i = A^{(T-C)} A'$ 
13      $G_{\ell+1} = [0 \ \dots \ 0 \ 1]$   $A_{\ell+1} = [0 \ \dots \ 0 \ 1]$ 
14  $G^W = \begin{bmatrix} G_1 \\ \vdots \\ G_{\ell} \\ G_{\ell+1} \end{bmatrix}$   $A^W = \begin{bmatrix} A_1 \\ \vdots \\ A_{\ell} \\ A_{\ell+1} \end{bmatrix}$ 

```

So: $b_1(a) = a - 1$, $b_2(a) = a$ and $b_3(a) = a^2 - a$

Firstly, we construct the matrix C . We compute the needed remainders: $R_{m_2(a)}[b_1(a)] =$

$$R_{a^2+ba+c}[a-1] = a-1$$

$$R_{m_2(a)}[b_2(a)] = R_{a^2+ba+c}[a] = a$$

$$R_{m_2(a)}[b_3(a)] = R_{a^2+ba+c}[a^2-a] = (-b-1)a-c$$

Blocks C_i of the matrix C are equal to:

$$C_1 = [1]$$

$$C_2 = [\text{vec}(R_{m_2(a)}[b_1(a)]), \text{vec}(R_{m_2(a)}[b_2(a)]), \text{vec}(R_{m_2(a)}[b_3(a)])] = \begin{bmatrix} -1 & 0 & -c \\ 1 & 1 & -b-1 \end{bmatrix}$$

Thus in our example matrix C is in the form:

$$C = \begin{bmatrix} 1 & 0 & 0 & 0 \\ 0 & -1 & 0 & -c \\ 0 & 1 & 1 & -b-1 \end{bmatrix}$$

Next, we construct the blocks of matrix E . The polynomials get from extended Euclidean algorithm [2] are: $N_1 = 1$, $N_2 = -a$. Then the needed remainders are:

$$R_{M(a)}[a^0 N_1(a) M_1(a)] = R_{a^3+ba^2+c}[1(a^2+ba+c)] = a^2+ba+c$$

$$R_{M(a)}[a^0 N_2(a) M_2(a)] = R_{a^3+ba^2+c}[-a^2] = -a^2$$

$$R_{M(a)}[a^1 N_2(a) M_2(a)] = R_{a^3+ba^2+c}[-a^3] = ba^2+ca$$

Then the blocks of matrix E are in following form:

Algorithm 2: Construction of matrix B to transform input in Winograd convolution algorithm

Input: n_o - size of output, n_h - size of kernel, $\{m_1(a), \dots, m_\ell(a)\}$ set of ℓ irreducible and pairwise coprime polynomials such as $\sum_i \deg(m_i(a)) = n_h + n_o - 2$

Output: Matrix B^W for Winograd convolution

```

1  $n = n_h + n_o - 2$ 
2  $M(a) = \prod_i m_i(a)$ 
3  $M_i(a) = M(a)/m_i(a)$ 
4 for  $i = 1$  to  $\ell$  do
5    $d = \deg(m_i(a))$ 
6   if  $d == 1$  then
7      $C_i = [1]$ 
8   if  $d > 1$  then
9      $B^{(T-C)}$  matrix  $B$  for  $F_{T-C}(d \times d, d \times d)$ 
10    for  $j = 1$  to  $2d - 1$  do
11       $b_j(a) = B_{1,j}^{(T-C)} + B_{2,j}^{(T-C)}a + \dots + B_{2d-1,j}^{(T-C)}a^{2d-2}$ 
12       $C_i = [\text{vec}(R_{m_i(a)}[b_1(a)] \ \dots \ \text{vec}(R_{m_i(a)}[b_{2d-1}(a)])]$ 
13  $C = \begin{bmatrix} C_1 & & \\ & \ddots & \\ & & C_\ell \end{bmatrix}$  for  $i = 1$  to  $\ell$  do
14    $N_i(a)$  - polynomial obtain from extended Euclidean algorithm for polynomials  $m_i(a)$ 
    and  $M_i(a)$ 
15    $E_i = [\text{vec}(R_{M(a)}[a^0 N_i(a) M_i(a)]) \ \dots \ \text{vec}(R_{M(a)}[a^{d-1} N_i(a) M_i(a)])]$ 
16  $E = \begin{bmatrix} E_1 & \dots & E_\ell \\ 0 & \dots & 0 \end{bmatrix}$ 
17  $B^W = [EC \ \text{vec}(M(a))]$ 

```

$$E_1 = \begin{bmatrix} 1 \\ b \\ c \end{bmatrix} \quad E_2 = \begin{bmatrix} 0 & 0 \\ 0 & c \\ -1 & b \end{bmatrix} \quad E = \begin{bmatrix} 1 & 0 & 0 \\ b & 0 & c \\ c & -1 & b \\ 0 & 0 & 0 \end{bmatrix}$$

$$EC = \begin{bmatrix} 1 & 0 & 0 \\ b & 0 & c \\ c & -1 & b \\ 0 & 0 & 0 \end{bmatrix} \begin{bmatrix} 1 & 0 & 0 & 0 \\ 0 & -1 & 0 & -c \\ 0 & 1 & 1 & -b-1 \end{bmatrix} = \begin{bmatrix} 1 & 0 & 0 & 0 \\ b & c & c & -c(b+1) \\ c & b+1 & b & c-b(b+1) \\ 0 & 0 & 0 & 0 \end{bmatrix}$$

Finally

$$B^W = \begin{bmatrix} 1 & 0 & 0 & 0 & 0 \\ b & c & c & -c(b+1) & c \\ c & b+1 & b & c-b(b+1) & b \\ 0 & 0 & 0 & 0 & 1 \end{bmatrix}$$

2.3. Optimality of Winograd algorithm. In this paper we denote the 2 dimensional Toom-Cook algorithms (all $m_i(a)$ of the first degree) as $F_{T-C}(n_o \times n_o, n_h \times n_h)$, 2 dimensional Winograd algorithms with at least one polynomial $m_i(a)$ of the degree greater then 1 by $F_W(n_o \times n_o, n_h \times n_h)$, while all of them by $F(n_o \times n_o, n_h \times n_h)$.

Toom-Cook algorithms have optimal number of multiplications $n = n_h + n_o - 1$ for fixed n_h and fixed n_o . While compute convolution in DNN we break our input into the pieces of the size equal to algorithm input tile but we have to overlap some values. The exact number of them for whole input depended on the kernel and input/output sizes (see description in [5]). Since that the number of multiplications required to compute whole input image convolution with Toom-Cook algorithm is different for different n_o, n_h . While assuming fixed kernel size $n_h \times n_h$ we express the performance of the algorithm as the ratio of the number of multiplications per single output point. Then Toom-Cook algorithm $F_{T-C}(2 \times 2, 3 \times 3)$ requires 16 multiplications to compute 4 output points, so we have ratio equal to 4. For computing $F(4 \times 4, 3 \times 3)$ $ratio = 2.25$. For Toom-Cook convolution with a fixed kernel size the $ratio$ decrease with input/output size. The bigger input/output tile is the faster convolution computations are. Unfortunately, with increasing the input/output size the floating point error of the computations increase exponentially [1].

When apply Toom-Cook algorithm $F_{T-C}(n_o \times n_o, n_h \times n_h)$ to the input tile $n \times n$ where $n = n_h + n_o - 1$ the ratio is equal to $(n_h + n_o - 1)^2 / n_o^2$. In Winograd method, as we can see from matrix construction introducing polynomials $m_i(a)$ of the degree greater than 1 results in bigger sizes of matrices that means the bigger number of multiplications. Every Toom-Cook algorithm $F_{T-C}(d \times d, d \times d)$ used to solve subproblem in Winograd algorithm requires $2d - 1$ polynomials of the first degree, instead of d . The bigger number and higher degree polynomials we use the more multiplications per output point are required. To compute $F(2 \times 2, 3 \times 3)$ we can use:

- 4 polynomials of the first degree with $ratio = 16/4 = 4$ (Toom-Cook algorithm)
- 2 polynomials of the first degree and 1 of the second degree with $ratio = (2+3)^2/4 = 6.25$
- 1 polynomial of the first degree and 1 of the third degree with $ratio = (1 + 5)^2/4 = 9$
- 2 polynomials of the second degree with $ratio = (2 * 3)^2/4 = 9$
- 1 polynomial of the fourth degree with $ratio = 7^2/4 = 12.25$

We can notice that in above example using the polynomial $m_i(a)$ of the 4th degree do not change input (mapped to the polynomial of the 3rd degree) and kernel (mapped to the polynomial of the 2nd degree) pending transformations, so this case only introduce additional multiplications into convolution computations. Analogously using polynomial $m_i(a)$ of the 3rd degree do not change the kernel. Winograd method for fixed kernel size $n_h \times n_h$ and fixed output size $n_o \times n_o$ allows to construct algorithms with different performance (number of multiplications per single output point), while Toom-Cook method has constant performance for given n_h and n_o . Then for fixed kernel size, we can construct sets of Winograd matrices with the same $ratio$ but other output/input size. For example for $F_{T-C}(4 \times 4, 3 \times 3)$ $ratio = 36/16 = 2.25$ and $F_W(6 \times 6, 3 \times 3)$ with 6 polynomials of the first degree and one polynomial of the second degree we have the same performance $ratio = 81/36 = 2.25$. Then we can investigate the floating point error of such algorithms and use the more accurate one. We can notice that using Toom-Cook algorithm with output size equal to 4×4 (6 polynomials of the first degree) has the same Ratio 2.25 that Winograd algorithm with outout of the size 6×6 with 6 polynomials of the first degree and one polynomial of the second degree. This two algorithms gives us the same number of general multiplications to compute whole image convolution.

output size	2×2			4×4				6×6				
No of $m_i(a)$ of degree 1	4	2	0	6	4	2	0	8	6	4	2	0
No of $m_i(a)$ of degree 2	0	1	2	0	1	2	3	0	1	2	3	4
Ratio	4	6.25	9	2.25	3.06	4	5.06	1.78	2.25	2.78	3.36	4

TABLE 1. Number of multiplication for single output point in 2 dimensional Winograd convolution algorithm for kernel 3×3 and outputs: 2×2 4×4 and 6×6 in dependency o number of the polynomials of the first and second degree used in CRT. In orange is Toom-Cook algorithm with all polynomials of the first degree.

3. TESTS RESULTS

3.1. Random data. We tested the accuracy of the Winograd convolution algorithm for one and two dimensions for the kernel of the size $3(3 \times 3)$ and outputs $2(2 \times 2)$ up to $8(8 \times 8)$. We run experiments over 5000 loops where kernel and input values were chosen randomly from range $(-1, 1)$ with a normal distribution. We computed the Euclidean error of Winograd convolution performed in *fp32* and compared it with the direct convolution in *fp64*.

We investigated Winograd convolution algorithm with the most promising configurations of polynomials of the first and second degree. The best results for each output size and *ratio* are presented in figure 3. We construct the first degree polynomials using root points: $0, -1, 1, -1/2, 2, 1/2, -2, -1/4, 4$ [1]. As second degree polynomials, we considered ones with the coefficients equal to $0, -1$ and 1 , coprime with the polynomials of the first degree. That is: $a^2 + 1, a^2 + a + 1$ and $a^2 - a + 1$.

To solve the subproblem with Toom-Cook convolution algorithm $F_{T-C}(2 \times 2, 2 \times 2)$ we used root points $0, -1$ and ∞ .

We can notice that the accuracy of Winograd convolution does not always decrease smoothly with the *ratio* at least with our way of constructing matrices. It is the results of matrices properties that the symmetric points $a, -a, 1/a, -1/a$ works the best. For example, Winograd with output 8×8 requires 10 root points for the Toom-Cook version (all polynomials $m_i(a)$ of the first degree). Replacing two of them by the polynomial of the degree 2 results in 8 symmetric points $0, -1/2, 1/2, -1, 1, -2, 2$ and ∞ and the polynomial $a^2 + 1$. This configuration is good for accuracy. When increasing the number of points to 11 and keep the smallest possible *ratio* for not Toom-Cook version we have to introduce one more point: $-1/4$ that has a big impact for the floating point error.

In our tests, we noticed that for the considered performance of the Winograd algorithms the version with one polynomial of the second degree gives smaller floating point error than Toom-Cook (with linear polynomials). When we use only one polynomial of the second degree we found that $a^2 + 1$ works the best as it provides only two coefficients, not three.

We can observe that the Winograd algorithm could give us more accurate result than Toom-Cook (see figure 3) with the same *ratio*.

3.2. ImageNet. We run the experiments for vgg16 network (tensorflow slim) with 13 two dimensional convolution layers with kernel of the size 3×3 on the 2000 images subset of ImageNet

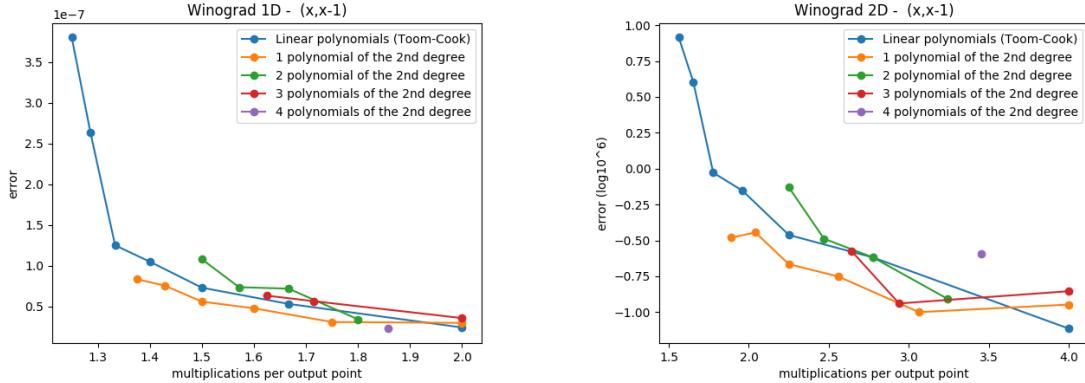


FIGURE 3. Euclidean error of Winograd convolution in $fp32$ comparing to the direct method computed in $fp64$

validation set. The computations were done in $fp32$. We also simulated lower precisions $fp16$ and $bf16$ by performing the operations in single precision and casting the results into lower one. We tested the Toom-Cook algorithms with outputs 4×4 , 6×6 and 8×8 . This means the *ratio* of multiplications per single output point equal to 2.25, 1.78 and 1.56 respectively. For comparison we choose the Winograd algorithm with one polynomial of the second degree for output sizes 6×6 , 8×8 , 10×10 and 12×12 . The *ratio* of multiplication per single output point are equal to 2.25, 1.89, 1.69 and 1.56 respectively. In random tests, we have found that using the polynomial of the second degree $a^2 + 1$ works the best. Polynomials of the first degree for $F_W(n_o \times n_o, 3 \times 3)$ were constructed with the root points used for $F_{T-C}((n_o - 2) \times (n_o - 2), 3 \times 3)$. For given output and kernel sizes we can construct Winograd algorithm of different *ratio*. It depends on the number and the degree of the polynomials we use. In our tests, we used Winograd algorithms with only one polynomial of the second degree because the *ratio* for them are around our interest based on Toom-Cook algorithm performance (2.25-1.56). It does not mean that we can not obtain better accuracy with a larger *ratio*. We focus on the points where the image recognition accuracy decrease - *ratio* equal to 2.25 in $fp16$ and *ratio* between 1.78 and 1.56 in $bf16$. We do not present the all possible results ie for $F_W(12 \times 12, 3 \times 3)$ with 2 polynomials of the second degree (*ratio* = 1.78).

We looked at the percentage of image recognition (top-1) for vgg16 network with Winograd convolution layers in comparison to the same network with direct convolution computed in responded precision.

In the tables (see 2 and 3) we present the percentage of image recognition in investigated precisions. For considered Toom-Cook algorithms' output sizes we have not noticed any changes in $fp32$. In precision $fp16$ all investigated Toom-Cook algorithms failed. In $bf16$ the percentage of image recognition is the same as for direct convolution for Toom-Cook algorithm with output 6×6 (*ratio* equal to 1.78) but for output size 8×8 the efficiency of vgg16 network decrease.

In precision $fp16$ using the Winograd convolution algorithm instead of Toom-Cook with the same performance (*ratio* equal to 2.25) increase the recognition accuracy for 10% to 65%. The problem we mainly face in $fp16$ is the wider range of values we can represent in comparison to single precision. The possibility of multiply uses of the same good root points (like 0, -1 and 1)

TABLE 2. Percentage of image recognition for Toom-Cook convolution algorithm for kernel of the size 3×3 and outputs 4×4 , 6×6 and 8×8 in *fp32*, *fp16* and *bf16*

method	dir	T-C(4×4)	T-C (6×6)	T-C (8×8)
ratio		2.25	1.78	1.56
<i>fp32</i>	70	70	70	70
<i>fp16</i>	70	10	0.05	0.05
<i>bf16</i>	70	70	70	68

TABLE 3. Percentage of image recognition for Winograd convolution algorithm with one polynomial of the second degree $a^2 + 1$ for kernel of the size 3×3 and outputs 6×6 , 8×8 , 10×10 and 12×12 in *fp32*, *fp16* and *bf16*

method	dir	Win (6×6)	Win (8×8)	Win (10×10)	Win(12×12)
ratio		2.25	1.89	1.69	1.56
<i>fp32</i>	70	70	70	70	70
<i>fp16</i>	70	65	0.1	0.05	0.05
<i>bf16</i>	70	70	70	70	62

results in lower intermediate values while compute the transformation in Winograd convolution. Then we can much more often avoid the out of range results in *fp16*.

In *bf16* the decreasing in image recognition appear for bigger input sizes than in *fp16*. This precision allow to represent nearly the same range of values as single precision. However, the lower number of bits results in lower accuracy of values representation and larger floating point error from operations. In our tests we can observe the impact of this for network with Toom-Cook convolution algorithm with output of the size 8×8 . We have not find the configuration of polynomials that would give us the accuracy of image recognition better than 68% with the *ratio* equal to 1.56. We construct the Winograd algorithm with the accuracy of image recognition equal to 70% (the same as gives us using of direct convolution algorithm) with *ratio* = 1.69.

4. RELATED WORK

In DNNs literature the term "Winograd convolution algorithm" is used for the version with all polynomials m_i used in CRT of the first degree (Toom-Cook convolution algorithm). The general Winograd algorithm described in this paper is not explored a lot in literature. We can find a description of the approach in Winograd book [10]. A simple example how to construct matrices is presented in [3]. The more general and detailed description can be found in [7]. Selesnick and Burrus in their paper [6] considered cyclic convolution method using cyclotomic polynomials in his theoretical work. We did not found any practical applications of presented versions of Winograd convolution algorithm in DNNs.

There is some work done on the improvement of the accuracy of Winograd (Toom-Cook) convolution algorithm. Vincent at al. [9] present the result for one set of matrices, that scaling matrices G and A^T give the more accurate results. Scaling improves the conditioning of used matrices but it is not necessarily always equivalent to decrease the floating point error of computation. Particularly for such small size of matrices as ones used in DNNs.

There are also a couple of methods that allow to increasing the accuracy of dot product computations for matrices transformation like more accurate summation algorithms, Strassen method of matrix multiplication [11] etc. However, they require to perform more operations for while matrices transformation or before (sorting elements) and/or make the implementation more complicated.

In contrast, our approach does not require any additional operation for transformation. There are all simple matrix-matrix multiplication. The number of dot product in transformations is still equal to the number of general multiplications. We can apply all below methods of improving the accuracy of Winograd convolution computations to proposed Winograd algorithm as well as other like pairwise summation over channels, Huffman based summation method and mixed precision computations proposed in [1]. It allows reducing the floating point error even more.

Using Winograd convolution algorithm with polynomials of any degree allow to construct wider space of possible algorithms. There are more than one set of matrices G , B^T and A^T with given performance and as we presented there could be an algorithm of better accuracy than already known Toom-Cook.

5. CONCLUSIONS

- We describe explicitly the construction of Winograd transformation matrices in general case.
- The presented version of Winograd algorithm allows to multiple uses of the same good root points that could result in improving the accuracy of computations and the same image recognition.
- With presented Winograd algorithm we can construct more than one set of matrices for given kernel size and *ratio* stands for the performance of the convolution computations.
- The presented Winograd method allows constructing more different versions of convolution algorithms with a wider range of performance for fixed kernel and output size (*ratio* - number of a multiplication per output point).
- We demonstrated that in precision *bf16* we can find the algorithm that keeps the same accuracy of image recognition but has better *ratio* - number of the multiplication per single output point than commonly used Toom-Cook convolution algorithm.
- We demonstrated that the accuracy of the Toom-Cook version of the Winograd algorithm is not always the best for a given performance.
- We investigated some of possible Winograd convolution algorithms with one polynomial of the second degree ($x^2 + 1$) and compare them with Toom-Cook convolution algorithms for a subset of 2000 images form ImageNet validation set.
- In precision *fp16* we can obtain better accuracy using Winograd convolution algorithm with one polynomial of the second degree than using Toom-Cook (kernel 3×3 , output 4×4) convolution algorithm with the same *ratio* - number of general multiplications per output point.
- The presented Winograd convolution algorithm does not require any additional operations while transformation and any more advanced implementation.

ACKNOWLEDGEMENTS

This work was supported by Science Foundation Ireland grant 12/IA/1381. We also extend our thanks to Andrew Mundy from Arm Research for his contribution.

REFERENCES

- [1] Barbara Barabasz, Andrew Anderson, Kirk M. Soodhalter, and David Gregg. Error analysis and improving the accuracy of winograd convolution for dnns. *CoRR*, abs/1803.10986, 2018.
- [2] Norman L. Biggs. *Discrete Mathematics*. Oxford University Press, New York, NY, USA, 2nd. edition, 2002.
- [3] Richard E. Blahut. *Fast Algorithms for Signal Processing*. Cambridge University Press, New York, NY, USA, 2010.
- [4] Stephen A. Cook. *On the Minimum Computation Time of Functions*. PhD thesis, Harvard University, Cambridge, Mass., 1966.
- [5] Andrew Lavin and Scott Gray. Fast algorithms for convolutional neural networks. In *2016 IEEE Conference on Computer Vision and Pattern Recognition (CVPR)*, pages 4013–4021, Las Vegas, Nevada, 2016. IEEE.
- [6] Ivan W. Selesnick and C. Sidney Burrus. Extending winograd’s small convolution algorithm to longer lengths. In *1994 IEEE International Symposium on Circuits and Systems, ISCAS 1994, London, England, UK, May 30 - June 2, 1994*, pages 449–452, 1994.
- [7] Richard Tolimieri, Myoung An, and Chao Lu. *Algorithms For Discrete Fourier Transform and Convolution*. Springer-Verlag, New York, NY, USA, 2nd. edition, 1997.
- [8] Andrei L. Toom. The complexity of a scheme of functional elements realizing multiplication of integers. *Soviet Mathematics – Doklady*, 3:714–716, 1963.
- [9] Kevin Vincent, Kevin Stephano, Michael Frumkin, Boris Ginsburg, and Julien Demouth. On improving the numerical stability of winograd convolutions. In *Proceedings of the 5th International Conference on Learning Representations*, page 4, Toulon, France, 2017. <https://openreview.net/forum?id=H1ZaRZVKg>.
- [10] Shmuel Winograd. *Arithmetic Complexity Computations*. SIAM Publications, Bristol, England, 1980.
- [11] Yulin Zhao, Donghui Wang, Leiou Wang, and Peng Liu. A faster algorithm for reducing the computational complexity of convolutional neural networks. *Algorithms*, 11(10), 2018.