

Exploiting Complexity in Pen- and Touch-based Signature Biometrics

Ruben Tolosana^{1*}, Ruben Vera-Rodriguez¹, Richard Guest², Julian Fierrez¹, Javier Ortega-Garcia¹

¹ Biometrics and Data Pattern Analytics (BiDA) Lab, Universidad Autonoma de Madrid, 28049 Madrid, Spain

² School of Engineering and Digital Arts, University of Kent, UK

* E-mail: ruben.tolosana@uam.es

Abstract: Signatures have been traditionally acquired in pen-based office-like scenarios using devices specifically designed for signing. However, the high deployment of devices such as smartphones and tablets has given rise to new and thriving scenarios where signatures can be performed using not only a pen stylus but also the finger. Some preliminary studies have highlighted the challenge of this new scenario and the necessity of further research on the topic. The main contribution of this work is to propose a new signature verification architecture adapted to the signature complexity in order to tackle this new and challenging scenario. Additionally, an exhaustive comparative analysis of both pen- and touch-based scenarios using our proposed methodology is carried out along with a review of the most relevant and recent studies in the field. Significant improvements of biometric verification performance and practical insights are extracted for the application of signature verification in real scenarios.

1 Introduction

On-line signature verification has been fully studied in recent years proving to be one of the most reliable and convenient biometric systems in many relevant sectors such as security, e-government, healthcare, education, banking or insurance regardless of the age of the user [1, 2]. In [3], an extreme approach for irreversible signature template generation was proposed that does not consider the user-sensitive information related to X and Y coordinates and their derivatives on the biometric system. As a consequence, signature verification systems are much more robust against cyberattacks as critical information is not stored anywhere. That approach achieved results below 7.0% and 1.0% EER using the pen as the writing input for skilled and random forgeries respectively. Other realistic scenarios such as the template aging (i.e. the gradual decrease in a system performance due to the changes introduced within the user's trait across time) and the input device interoperability were recently studied in [4-8].

Despite all the improvements achieved in on-line signature verification in recent years, there are still practical challenges that require further research [9]. Signatures have been traditionally acquired in pen-based office-like scenarios using devices specifically designed to capture dynamic signatures and handwriting (i.e. so called graphic or writing tablets such as those manufactured by Wacom and others), in which the pen has always been considered as the input device achieving, in general, very good results. However, the high deployment of devices such as smartphones and tablets has given rise to new scenarios where finger and pen are independently considered as input (a.k.a. mixed writing-input). Some preliminary studies have highlighted the challenge of this new scenario [6, 10-14], but further research is still needed on this topic. The main goal of this work is to propose a new methodology focused on the development of an on-line signature verification system adapted to the signature complexity level in order to tackle this new and challenging scenario. Fig. 1 describes our proposed approach based on a signature complexity detector, which considers as features the number of lognormals from the Sigma LogNormal writing generation model, and a separate time functions extraction module adapted to each signature complexity level. Similar approaches have been considered in other biometric traits such as speech and fingerprint using gender or age information with very good results, serving as a motivation for our study.

The main contributions of this work are the following:

- We propose an on-line signature verification system adapted to the signature complexity level. Despite all the studies performed in the on-line signature trait, none of them have exploited, as far as we are aware, the concept of complexity in order to develop more robust and accurate on-line signature verification systems.
- We propose a new signature complexity detector based on the number of lognormals from the Sigma LogNormal writing generation model [15]. This simple approach has proven to be as useful and applicable to other databases and scenarios as other more sophisticated approaches.
- We perform an exhaustive comparative analysis between both pen- and touch-based scenarios considering Commercial Off-The-Shelf (COTS) devices and our proposed complexity-based signature verification system.

The remainder of the paper is organized as follows. In Sec. 2, a review of the most relevant and recent studies related to this work is carried out. In Sec. 3, our proposed complexity-based signature verification system is described. Sec. 4 describes the on-line signature databases considered in the experimental work. Sec. 5 describes the experimental protocol and the results achieved. Finally, Sec. 6 draws the final conclusions and points out some lines for future work.

2 Related Works

2.1 Signature Complexity

The handwritten signature is a biometric trait highly sensitive to the signature complexity. This aspect has been analysed in a number of previous studies. In [16], a total of 36 subjects were asked to assign a score based on visually appearance complexity to five different users whose signatures were of varying length, number of strokes, and with differing degrees of embellishment in signing execution. The results demonstrated that while at the extremes of the scale there is a modest spread in the perceived degree of complexity, the intermediate complexity level appears to be much more difficult to assess and categorize quantitatively. A similar study focused on assessing how signature complexity affects when forging signatures was carried out in [17]. In that work an automatic difficulty coefficient was proposed to measure the difficulty that could be experienced by a typical imitator in reproducing signatures both visually and dynamically. Results obtained using their proposed difficulty coefficient were compared to the opinions of the imitators themselves and an expert document examiner. In [18], the authors evaluated the

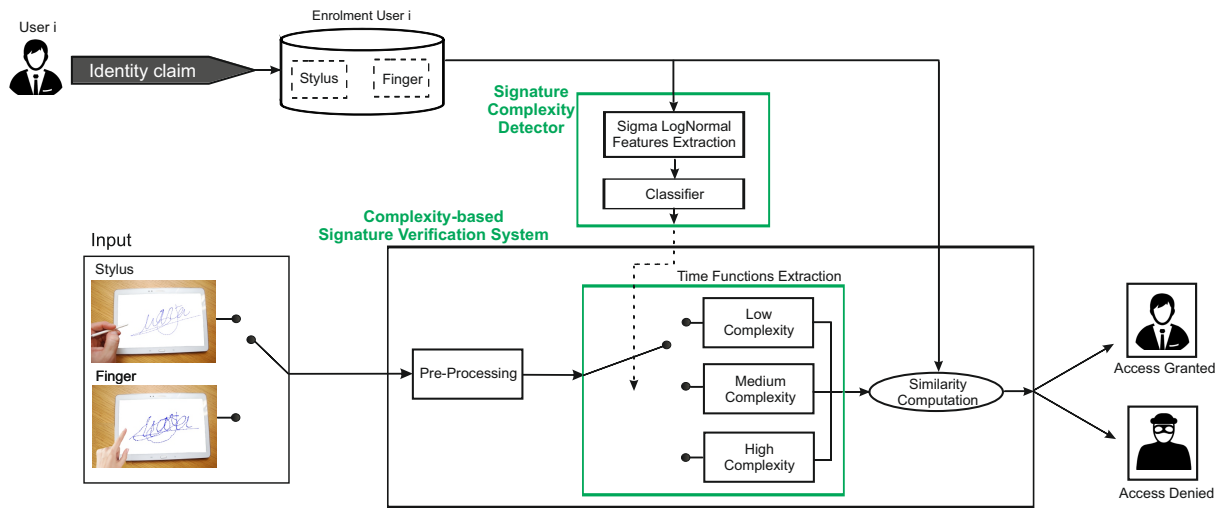


Fig. 1: Architecture of our proposed methodology focused on the development of an on-line signature verification system adapted to the signature complexity level. The proposed approach is analysed for the pen, finger and mixed writing-input scenarios considering e-BioSign and BiosecurID databases.

effect of complexity and legibility of signatures for off-line signature verification (i.e. signatures with no available dynamic information) pointing out the differences in performance for several matchers. Signature complexity has also been associated to the concept of entropy, defining entropy as the inherent information content of biometric samples [19, 20]. In [21] a “personal entropy” measure based on Hidden Markov Models (HMM) was proposed in order to analyse the complexity and variability of on-line signatures regarding three different levels of entropy. Results proved that lower entropy is achieved for those signatures with a longer production time and an appearance more related to handwriting. In addition, the same authors have proposed a new metric known as “relative entropy” for classifying users into animal groups (see the biometric menagerie [22]) where skilled forgeries are also considered [23].

Despite all the studies performed in the on-line signature trait, none of them have exploited, as far as we are aware, the concept of complexity in order to develop more robust and accurate on-line signature verification systems, which is one of the main contributions of this work.

2.2 Pen- and Touch-based Signature Verification

The use of the finger as input for signature verification has become a thriving scenario for many real applications. However, preliminary studies have highlighted the challenge of this new scenario. In [24], both pen and finger were considered as input in the experimental work. For the finger case, users were asked to perform a simplified version of their signatures (a.k.a. pseudo-signatures) based on their initials or part of their signature flourish. The results using both inputs were analysed, showing a high degradation of the system performance for the finger scenario with results in the range of 20.0% EER. In [25], a statistical analysis was conducted to assess consistency between signatures acquired using pen and finger. The results showed a set of static and dynamic features that maintain stability in both scenarios. In [6], the authors acquired a database comprised of 6 different sessions. Users were asked to perform their signatures using the finger as input on their own devices. Regarding the experimental work, they considered a feature-based system whose features were extracted from histograms related to X and Y coordinates, speed, angles, pressure, and their derivatives. This approach was evaluated only for random forgeries achieving results between 3.0% and 8.0% EERs.

A new database (e-BioSign database) was presented in [13], which includes dynamic signature and handwriting information acquired using 5 different COTS devices in two separate sessions

for a total of 65 users. Additionally, a benchmark evaluation for person verification was reported for the pen, finger, and the novel mixed writing-input scenarios, which also showed the high system performance degradation produced for skilled forgeries when the finger is considered as input with EERs ca. 20.0%. Nevertheless, for random forgeries, the results obtained in that work showed the high feasibility of these new scenarios for real applications with results below 1.0% EER.

Other studies have also evaluated touch-based signature biometrics on COTS devices. In [12], both pen and finger scenarios were considered as input. For the pen case, the MCYT database was used whereas for the finger case a new database named MOBISIG was captured using a Nexus 9 tablet with a total of 83 users and 3 acquisition sessions. The results obtained using both feature-based and time functions-based signature verification systems showed the worsening of system performance when the finger is used as input, especially for skilled forgeries with EERs ca. 20.0%. Similar results have also been obtained in other recent works on the finger scenario using approaches based on autoencoders or simplified versions of Dynamic Time Warping (DTW) [10, 11].

As a conclusion of this section, on-line signature verification systems based on finger input only seem to be feasible in real applications for random forgery impostors. For that scenario, results below 1.0% EER are achieved. However, when the expertise of the impostor increases, a high degradation of the system performance is produced with results in the range of 20.0% EER. Therefore, one of the motivations of this work is to enhance the system performance on finger scenarios through the development of an on-line signature verification system adapted to the signature complexity level.

3 Proposed Methods

This section describes the main modules of our proposed methodology based on the signature complexity level.

3.1 Signature Complexity Detector

We propose a signature complexity detector based on the number of lognormals extracted from the Sigma LogNormal model, which was first introduced to on-line signature in [15], and it has been widely used in many different tasks such as signature verification [26, 27], recovering on-line signatures from image-based specimens [28] and to monitor a range of neuromuscular diseases [29, 30], among many others.

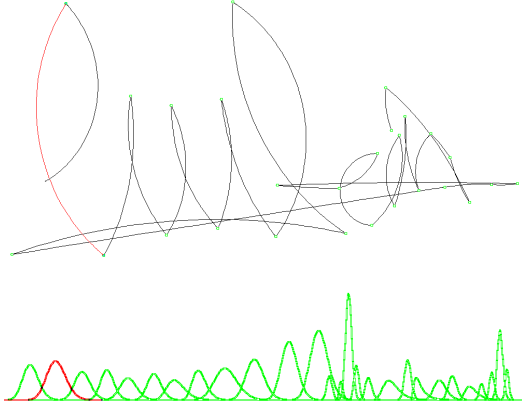


Fig. 2: Trace and velocity profile of one reconstructed on-line signature using the Sigma LogNormal model. A single stroke of the signature and its corresponding lognormal profile are highlighted in red colour. Individual strokes are segmented within the LogNormal algorithm [15].

The model emulates the physiological human movement production for the generation of signatures. The idea is based on the fact that one signature can be decomposed into strokes in which each stroke i follows a lognormal velocity distribution $\vec{v}_i(t)$:

$$|v_i(t)| = \frac{D_i}{\sqrt{2\pi\sigma_i(t-t_{0i})}} \exp\left(-\frac{(\ln(t-t_{0i})-\mu_i)^2}{2\sigma_i^2}\right) \quad (1)$$

where t_{0i} is the starting time of the stroke, D_i its length, μ_i the logtime delay and σ_i the logresponse time. In addition, the angular position of each stroke along a pivot direction is expressed through the start angle θ_s and the end angle θ_e . Thus, each stroke is represented by $(D_i, t_{0i}, \mu_i, \sigma_i, \theta_{si}, \theta_{ei})$. The complete velocity profile of one signature can be modelled as a sum of the different individual stroke velocity profiles as:

$$\vec{v}(t) = \sum_{i=1}^N \vec{v}_i(t) \quad (2)$$

where N represents the number of strokes involved in the generation of a given signature. Fig. 2 shows the lognormal velocity profiles extracted for each stroke of one example signature.

We propose to use the number of lognormals (N) that models each signature as a measure of the complexity level of the signature. Once this parameter is extracted for all available enrolment signatures of a particular user, that user is classified into a complexity level using the majority voting algorithm (i.e. the signature complexity level of the majority of the enrolment signatures of that user). At the test stage, we consider the complexity level of the claimed user (see Fig. 1). In the case that there is no claimed identity, e.g., in signature identification, the complexity level of the identity being compared with the test signature would be used. The advantage of this approach is that the signature complexity detector can be trained and developed as a previous off-line process thereby avoiding time consuming delays and making it feasible to be applied at the verification stage in real time scenarios.

3.2 Complexity-based Signature Verification System

Once the user is classified into a signature complexity level, then we propose in this work a novel approach to exploit this signature complexity information so as to improve the overall system performance. In particular, we propose an on-line signature verification system based on time functions (a.k.a. local system), whose time functions extraction module is adapted to the signature complexity level (see Fig. 1). For each signature acquired using the pen or

Table 1 Set of time functions considered in this work.

#	Feature
1	X-coordinate: x_n
2	Y-coordinate: y_n
3	Path-tangent angle: θ_n
4	Path velocity magnitude: v_n
5	Log curvature radius: ρ_n
6	Total acceleration magnitude: a_n
7-12	First-order derivate of features 1-7: $\dot{x}_n, \dot{y}_n, \dot{\theta}_n, \dot{v}_n, \dot{\rho}_n, \dot{a}_n$
13-14	Second-order derivate of features 1-2: \ddot{x}_n, \ddot{y}_n
15	Ratio of the minimum over the maximum speed over a 5-samples window: v_n^r
16-17	Angle of consecutive samples and first order difference: α_n, α_n^r
18	Sine: s_n
19	Cosine: c_n
20	Stroke length to width ratio over a 5-samples window: r_n^5
21	Stroke length to width ratio over a 7-samples window: r_n^7

the finger, signals related to X and Y spatial coordinates are used to extract an initial set of 21 time functions (see Table 1). The same approach proposed in [8] and based on two stages is considered in this work in order to mitigate the degradation performance for mixed writing-input scenarios.

First, a data preprocessing stage is applied with the aim of obtaining signatures with the same type of information and time and spatial position, regardless of the writing input. Thus, normalization based on the mean and standard deviation is applied to all signatures. In addition, information related to writing pressure on the writing surface and pen-up trajectories is removed from those signatures acquired with the pen as this information is not available when the finger is considered as input. Finally, an additional interpolation step based on splines is applied to signatures acquired using both inputs in order to obtain signatures with the same sampling frequency (200 Hz).

Second, a selection of time functions robust to data comparisons using the same or different writing input. The Sequential Forward Feature Selection (SFFS) algorithm is performed to select an optimal subset of time functions for each complexity level so as to enhance the signature verification system in terms of EER.

Finally, a DTW algorithm is used to compute the similarity between the time functions from the input signature and training signatures of the claimed user. Therefore, it is important to highlight that for the signature verification stage, the same DTW algorithm is always considered for obtaining the similarity score but different subsets of time functions are selected for each complexity level and database.

4 On-Line Signature Databases

4.1 e-BioSign

For the e-BioSign database [13], a subset of the full database comprised of signatures acquired using a Samsung ATIV 7 general purpose device (a.k.a. W4 device) is considered in this work. The W4 device has a 11.6-inch LED display with a resolution of 1920×1080 pixels and 1024 pressure levels. Data was collected using a pen stylus and also the finger in order to study the performance of signature verification in a mobile scenario. The available information when using the pen stylus is X and Y pen coordinates and pressure. In addition, pen-up trajectories are also available. However, pressure information and pen-ups trajectories are not recorded when the finger is used as input. Regarding the acquisition protocol, the device was placed on a desktop and subjects were able to rotate the device in order to feel comfortable with the writing position.

Table 2 Signature complexity detector: System performance results (EER in %) of each complexity level using the BiosecurID and e-BioSign evaluation datasets for the pen scenario. Skilled and random forgeries results are shown on top and bottom of each cell respectively.

	Low Complexity	Medium Complexity	High Complexity
BiosecurID	13.8	7.5	6.2
	1.5	0.7	0.9
e-BioSign	11.1	8.3	5.6
	0.1	0.1	0.1

Data was collected in two sessions for 65 subjects with a time gap between sessions of at least 3 weeks. For each user and writing input, there are a total of 8 genuine signatures and 6 skilled forgeries. It is important to note the high quality of skilled forgeries for both pen and finger inputs as forgers had access to the dynamic realization of the signatures to be forged.

4.2 BiosecurID

For the BiosecurID database [31], signatures were acquired from a total of 400 users using a Wacom Intuos 3 pen tablet with a resolution of 5080 dpi and 1024 pressure levels. The database comprises a total of 16 genuine signatures and 12 skilled forgeries per user, captured in 4 separate acquisition sessions leaving a two-month interval between them, in a controlled and supervised office-like scenario. Signatures were acquired using pen stylus. The available information within each signature is: X and Y pen coordinates and pressure. Information related to pen-up trajectories is also available.

5 Experimental Work

5.1 Experimental Protocol

The experimental protocol is designed in order to allow the development and evaluation of the following modules: 1) signature complexity detector, and 2) a separate time functions extraction module for each signature complexity level. Both BiosecurID and e-BioSign databases are divided into development (40% of the users) and evaluation (60% of the remaining users) datasets.

For the evaluation of each module, the 4 genuine signatures of the first session of each database are used as reference signatures, whereas the remaining genuine signatures (i.e. 4 and 12 for the e-BioSign and BiosecurID databases, respectively) are used for testing. Skilled forgery scores are obtained by comparing the reference signatures against the available skilled forgeries for each user (i.e. 6 and 12 for the e-BioSign and BiosecurID databases, respectively) whereas random (zero-effort) forgery scores are obtained by comparing the reference signatures with one genuine signature of each of the remaining users. The final score is obtained after performing the average score of the four one-to-one comparisons.

Finally, the following nomenclature is proposed in order to facilitate the readability and understanding of the paper about the different input scenarios considered: “training-testing”, where “training” and “testing” mean the writing tool considered for the training and testing signatures, respectively. For example, the case “pen-finger” means that signatures considered for training are acquired using the pen whereas signatures considered for testing are acquired using the finger as input.

5.2 Experimental Results

5.2.1 Signature Complexity Detector: The signature complexity detector was applied in two different steps. First, each user of the BiosecurID database was manually labelled in a signature complexity level (low, medium, high). This process was carried out by visualising the image of just one genuine signature per user and was performed by two annotators twice each in order to keep consistency on the results. Three different complexity levels were considered based on previous works [23]. Users with signatures with a longer writing time and with an appearance more similar to handwriting were labelled as high-complexity users whereas those users with signatures shorter in time and with generally simple flourish with

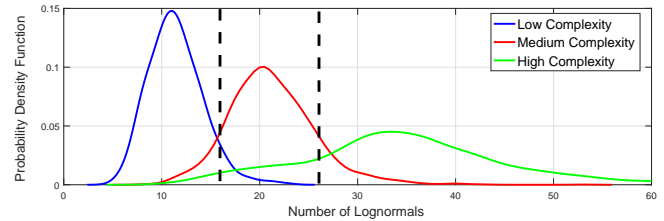


Fig. 3: Probability density function of the number of lognormals for each manually annotated complexity level using all genuine signatures of the BiosecurID database. The three proposed complexity-dependent decision thresholds are highlighted by black dashed lines.

no legible information were labelled as low-complexity users. This first stage served as a ground truth. Following this stage, the number of lognormals N from the Sigma LogNormal model was extracted from each available genuine signature of the BiosecurID database (i.e. a total of $400 \times 16 = 6400$ genuine signatures). Then, we represented for each complexity level their corresponding distribution of lognormals according to the ground truth performed during the first stage. Fig. 3 shows the distributions of the number of lognormals obtained for each complexity level using all genuine signatures of the BiosecurID database. The three proposed complexity-dependent decision thresholds are highlighted by black dashed lines. They were selected in order to minimize the number of misclassifications between different signature complexity levels. Signatures with lognormal values equal or less than 17 are classified as low-complexity signatures whereas those signatures with more than 27 lognormals are categorized into the high-complexity group. Otherwise, signatures are categorized into medium-complexity. Additionally, an analysis of the stability regarding the number of lognormals for different signatures of the same user is carried out in order to assess the feasibility of our proposed signature complexity detector. In general, low standard deviation values are obtained. Users with a low signature complexity level provide an average number of 12.5 lognormals and a standard deviation of 1.3 whereas medium and high signature complexity levels achieve averages of 21.1 and 31.3 lognormals with standard deviations of 2.6 and 3.9, respectively. These results make sense as the intra-user variability increases with the signature complexity level. The same thresholds are extrapolated to the e-BioSign database. Fig. 4 shows some of the signatures classified into each complexity level for both BiosecurID and e-BioSign databases.

We now evaluate our proposed signature complexity detector following the same procedure carried out in [23], analysing the system performance for different complexity groups considering state-of-the-art signature verification systems as Baseline Systems [13, 26]. These Baseline Systems are based on DTW and a selection of the best time functions through SFFS for each database regardless of the signature complexity level.

Table 2 shows the system performance in terms of EER(%) for each complexity level using the evaluation datasets and the pen scenario. It is important to remark that each user is classified into a complexity level applying the majority voting algorithm to the 4 enrolment signatures of the user.

Results show different system performance regarding the signature complexity level. Users with a high complexity level have achieved an absolute improvement of 7.6% and 5.5% EER compared to users categorized into a low complexity level for the BiosecurID and e-BioSign databases, respectively. Similar results were obtained in previous studies using other approaches [23]. In




Fig. 4: Signatures categorized into each complexity level using our proposed signature complexity detector. From top to bottom: low, medium and high complexity.

that work, users categorized into a high complexity level achieved an absolute improvement of 8.5% EER compared to users categorized into a low complexity level for the MCYT database. These results prove the effectiveness of our proposed signature complexity detector based on the number of lognormals and the capacity to be applicable to other databases and scenarios.

In the following sections we analyse the idea of considering an on-line signature verification system adapted to the signature complexity level so as to further reduce the system performance.

5.2.2 Complexity-based Signature Verification System:

This section aims to analyse which are the most discriminative and robust time functions for each signature complexity level applying the SFFS over the development datasets. It is important to highlight that for the signature verification stage, the same DTW is always considered for obtaining the similarity score but different subsets of time functions are selected for each complexity level and database.

For the BiosecurID database, a total of 4 genuine signatures from the first session and 12 genuine signatures from the remaining sessions are considered as training and testing signatures, respectively.

For the e-BioSign database, we obtain a separate optimal time-function vector for each complexity level regardless of the writing input used while signing. This approach is achieved using training and testing signatures acquired by means of both pen and finger inputs in order to select the best discriminative time functions for all scenarios together. A total of 4 genuine signatures from the first session (2 signatures per writing input) and 8 genuine signatures from the second session (4 signatures per writing input) are considered as training and testing signatures, respectively.

The following three cases are analysed after applying the SFFS to each signature complexity level using the development dataset:

1. Time functions selected for all three signature complexity levels.
2. Time functions selected only for medium and high signature complexity levels.
3. Time functions selected only for low and medium signature complexity levels.

Table 3 Time functions selected for each case and database using SFFS.

	Case 1)	Case 2)	Case 3)
BiosecurID	a_n, v_n^r	v_n, y_n, α_n	c_n
e-BioSign	y_n, x_n	θ_n, y_n, v_n^r	x_n, s_n

Table 3 shows the time functions selected for each case and database. For the first case, the time functions a_n and v_n^r are selected in all systems of the BiosecurID database as robust time functions regardless of the signature complexity level whereas for the e-BioSign database the time functions selected are y_n and x_n . While for the BiosecurID database the time functions selected are more related to the acceleration and speed of the users performing their signatures, for the e-BioSign database time functions related to the position of the writing tool (i.e. X and Y pen coordinates) are more stable for all complexity levels. The reason why time functions related to the acceleration and speed are not selected for the e-BioSign database is due to the fact that both pen and finger writing tools are considered during training, and therefore, the way subjects sign on each input scenario is much more different than the time functions related to the spatial position of the signature. For the second case, very similar time functions have been selected for BiosecurID and e-BioSign databases for both medium and high signature complexity levels. These time functions provide information related to the variation of the velocity, vertical acceleration and variation of angle, time functions more related to the geometry of characters and therefore, to handwriting. Finally, time functions such as c_n and s_n are selected for the third case and provide information related to the angles as signatures with low and medium complexity level are usually categorized for having simple flourishes with no legible information.

5.2.3 Pen Scenario: This section evaluates our proposed complexity-based signature verification system for the case of using the pen stylus as input (i.e. Pen-Pen). Table 4 shows the results achieved for both BiosecurID and e-BioSign evaluation datasets. The same Baseline System described and used in Sec. 5.2.1 are considered here in order to make comparable our proposed approach. The only two differences between the Proposed and Baseline Systems are: 1) the signature complexity detector, and 2) selection of time functions for each complexity level.

Analysing the results obtained for the BiosecurID database, our Proposed System achieves an average absolute improvement of 2.5% EER compared to the Baseline System for the case of skilled forgery impostors. It is important to remark that for the most challenging users (users with low complexity), our proposed approach achieves an absolute improvement of 3.7% EER compared to the Baseline System. Analysing the results obtained for random forgeries, our Proposed System also achieves improvements. For this case, the improvement is lower than for skilled forgeries due to SFFS is developed focusing on the most challenging impostor scenarios (i.e., skilled forgeries).

Analysing the results obtained for the e-BioSign database, our Proposed System also achieves the same trends. The improvement is slightly lower compared to the BiosecurID database due to the fact that a single system is developed for each complexity level considering not only the pen, but also the finger and mixed writing-input scenarios.

Finally, Fig. 5 shows the performance of the Baseline and Proposed Systems considering all complexity levels together in terms of the False Rejection Rate (FRR) at different values of False Acceptance Rate (FAR). Our Proposed System achieves an average absolute improvement of 3.7% FRR for both BiosecurID and e-BioSign databases with a final value of 3.9% and 4.6% FRR for a value of FAR = 10.0% for BiosecurID and e-BioSign databases, respectively. These results show the importance of considering an on-line signature verification system adapted to the signature complexity level so as to enhance the robustness of the system with more discriminative time functions.

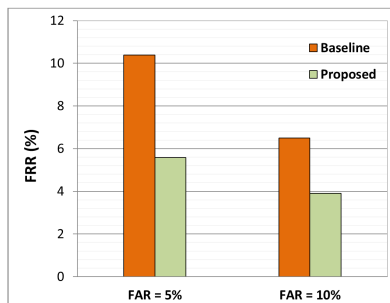
We now compare our proposed complexity-based signature verification system with other existing state-of-the-art approaches that have been evaluated in related publications using the BiosecurID

Table 4 Pen scenario: System performance results (EER in %) on the BiosecurID and e-BioSign evaluation datasets for each complexity level. Skilled and random forgery results are shown on top and bottom of each cell respectively.

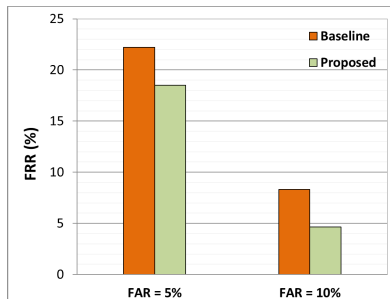
	Low Complexity		Medium Complexity		High Complexity	
	Baseline	Proposed	Baseline	Proposed	Baseline	Proposed
BiosecurID. Pen-Pen	13.8	10.1	7.5	5.2	6.2	4.6
	1.5	1.3	0.7	0.5	0.9	0.9
e-BioSign. Pen-Pen	11.1	8.3	8.3	10.2	5.6	5.6
	0.1	0.1	0.1	0.1	0.1	0.1

Table 5 Pen scenario: System performance results (FAR and FRR in %) on the BiosecurID database. Comparison to previous works. It is worth noting that the % of users of different complexity levels shown for the different approaches have been computed by the complexity detector system proposed in this work.

Work	Algorithm	Inter-Session Variability	# Training Signatures	% Users Low C.	% Users Medium C.	% Users High C.	FAR	FRR
Ferrer, M.A., <i>et al.</i> [33]	DTW-based	No	5	7.6	39.4	53.0	3.1	3.1
Diaz, M., <i>et al.</i> [28]	Manhattan-based	No	5	8.0	36.0	56.0	3.2	3.2
Galbally, J., <i>et al.</i> [32]	DTW-based	Yes	4	7.6	39.4	53.0	6.9	6.9
Gomez-Barrero, M., <i>et al.</i> [26]	Impostor Detector +	Yes	4	7.2	38.0	54.8	4.8	4.8
	DTW-based							
Baseline System	DTW-based	Yes	4	9.6	37.9	52.5	5.0	10.4
Proposed Approach	Complexity-based DTW	Yes	4	9.6	37.9	52.5	5.0	5.8



(a) BiosecurID



(b) e-BioSign

Fig. 5: Pen scenario: False Rejection Rates (FRR) at different values of False Acceptance Rate (FAR) for both Proposed and Baseline Systems on the evaluation dataset.

database. The comparison is not straightforward as different experimental protocols are considered in each of the studies. This is something worth highlighting, not only for this comparison, but also for future experiments as results can vary significantly depending on the particular protocol used. For this reason, in order to perform a fair comparison to other studies, Table 5 depicts not only the FAR and FRR values achieved for each approach but also other very important features that affect the final system performance such as the complexity level of the considered users or the consideration of inter-session signature comparisons when testing. Our Proposed System outperforms the results achieved in previous works using a baseline system based on a DTW algorithm, but without considering the signature complexity [32]. Besides, very similar results are achieved compared to [26], in which a skilled forgery detector was incorporated to an already competitive baseline system. Finally, our

proposed approach is also compared to other approaches based on Manhattan distance [28], producing worse results due to a different number of training signatures, percentages of users in the complexity levels, and mainly due to not considering inter-session signature comparisons when testing. This critical effect can be observed in [33] as well, where better results are achieved when applying a simple DTW approach based only in X and Y coordinates and their derivatives.

5.2.4 Finger and Mixed Writing-Input Scenarios: This section evaluates our proposed complexity-based approach considering COTS devices on two different scenarios: 1) the case of using only the finger as input for acquiring signatures (i.e. Finger-Finger), and 2) mixed writing-input (i.e. Pen-Finger and Finger-Pen) where signatures acquired using different inputs (i.e. pen or finger) are independently considered for training and testing the system. Therefore, only the e-BioSign evaluation dataset is used in this section as signatures acquired using the finger are not available for the BiosecurID database. The same Baseline and Proposed Systems considered in the previous section are analysed here across both scenarios.

First, we analyse the results obtained for the case of using only the finger as input (i.e. Finger-Finger). Analysing the skilled forgery results depicted in Table 6, our Proposed System achieves an average absolute improvement of 3.4% EER compared to the Baseline System. Similar to the pen scenario, the highest improvement is achieved for the most challenging users (i.e., users with low complexity level) with an absolute improvement of 5.6% EER compared to the Baseline System. Regarding random forgeries, the same very good results (close to 0.0% EER) are achieved with our proposed approach.

Despite the high improvement achieved in the finger scenario using our proposed approach, there is still a high difference in the system performance between both pen and finger scenarios (Pen-Pen vs Finger-Finger). The results obtained using our Proposed System on the finger scenario show an absolute worsening of 4.3% EER compared to the pen scenario. In order to find out the reason for such difference in the system performance, an exhaustive analysis of the finger scenario is carried out. In general, users who perform their signatures using closed letters (i.e. a, e, o, l, p, q, etc.) tend to perform much larger writing executions in comparison with other letters due to the lower precision they are able to achieve using the finger. Besides, users whose signatures are composed of a long name and surname (or two surnames) tend to simplify some parts of their signatures on the finger scenario. Regarding the sampling frequency of the acquisition process, it is important to highlight the differences that exist between the pen and finger scenarios. For the

Table 6 Finger and mixed writing-input scenarios: System performance results (EER in %) on the e-BioSign evaluation dataset for each complexity level and scenario. Skilled and random forgery results are shown on top and bottom of each cell respectively.

	Low Complexity		Medium Complexity		High Complexity	
	Baseline	Proposed	Baseline	Proposed	Baseline	Proposed
Pen-Pen	11.1	8.3	8.3	10.2	5.6	5.6
	0.1	0.1	0.1	0.1	0.1	0.1
Finger-Finger	16.7	11.1	19.4	15.7	11.1	10.2
	0.1	0.1	0.1	0.1	0.1	0.1
Pen-Finger	30.6	27.8	22.2	16.7	11.1	11.1
	0.1	0.1	0.1	0.1	0.1	0.1
Finger-Pen	27.8	25.0	19.4	16.7	25.0	11.1
	0.1	0.1	0.1	0.1	0.1	0.1




Fig. 6: Signatures from the e-BioSign database acquired using the pen and the finger as the writing input.

pen scenario, all samples which compose a signature are uniformly distributed across the whole signing process. However, for the case of using the finger as input, there are many samples distributed in small parts of the signature instead of the whole signature as it happens in the pen scenario. This non-desirable effect is due to the lack of precision obtained using the finger and the friction produced between the screen and the finger. Therefore, it might not be related to the specific device considered in the experimental work, but to the use of the finger as the writing input instead. Some differences that exist between both pen and finger scenarios are depicted in Fig. 6. Despite this effect, and although the number of samples are very similar in both scenarios, an additional interpolation step based on splines is required in order to reduce the difference in the sampling effect between the pen and finger scenarios. Finally, it is important to remark the challenging finger scenario considered in this work as forgers had access to the dynamic realization of the signatures to forge. A recommendation for the usage of signature recognition on mobile devices would be for the users to protect themselves from other people that could be watching while signing, as this is more feasible to do in a mobile scenario compared to an office scenario. This way skilled forgers might have access to the global shape of a signature but not to the dynamic information. Therefore, the higher intra-user variability together with the challenging skilled forgeries considered result on a degradation of the system performance compared to the pen scenario, especially for users with medium and high complexity levels, as it can be seen in Table 6.

Now we describe the results obtained for the mixed writing-input scenarios (i.e. Pen-Finger and Finger-Pen), where signatures acquired using pen and finger inputs are independently considered for training and testing the system. Analysing the results obtained in Table 6 for skilled forgeries, our Proposed System achieves an average absolute improvement of 2.8% and 6.5% EER compared to the Baseline System for the Pen-Finger and Finger-Pen scenarios, respectively. For the case of skilled forgeries, it is important to remark the significant worsening of the system performance for those users with a low complexity level with results around 25.0% EER. These results are much higher compared to the case

of using the same writing input for testing. However, for users with medium and high complexity levels, the system performance on mixed writing-input scenarios are very close to the Finger-Finger scenario with results of 16.7% and 11.1% EER for medium and high complexity levels, respectively. Therefore, two very important conclusions can be extracted from our analysis on mixed writing-tool scenarios and skilled forgery cases. The first is that mixed writing-tool scenarios are feasible in practical applications for users with medium and high complexity levels. Users categorized into low complexity level should perform a more robust signature in order to be able to use these mixed writing-input scenarios. The second is that the degradation of the system performance on mixed writing-input scenarios seems to disappear for those users with medium and high complexity levels after applying our proposed approach based on the use of the signature complexity detector and the selection of the most discriminative time functions for each complexity level, obtaining similar results to the Finger-Finger scenario.

Finally, Fig. 7 shows the performance of both Baseline and Proposed Systems for the finger and mixed writing-tool scenarios considering all complexity levels together in terms of FRR at different values of FAR. For the Finger-Finger scenario, our Proposed System achieves an average absolute improvement of 13.6% FRR compared to the Baseline System, with a final value of 13.9% FRR for a value of FAR = 10.0%. For the mixed writing-input scenarios, our Proposed System achieves an average absolute improvement of 8.8% and 10.7% FRR for the Pen-Finger and Finger-Pen scenarios, respectively. It is important to note the higher improvements achieved on the finger and mixed writing-tool scenarios compared to the pen scenario after applying our proposed approach proving the importance of exploiting the concept of complexity on these new challenging scenarios. Final values of 19.4% and 24.0% FRR are achieved for the Pen-Finger and Finger-Pen scenarios for a value of FAR = 15.0%. Therefore, the deployment of real applications on the Pen-Finger scenario seems to be more feasible with rates below 20.0% of FRR and FAR. However, a possible recommendation for real applications could be to ask clients to perform their signatures using both pen and finger writing tools during the enrolment stage in order to obtain better results, or at least for those users with low complexity level to avoid modifications of their signatures.

6 Conclusions

This paper proposes the first methodology focused on the development of an on-line signature verification system adapted to the signature complexity level. Two main modules are proposed: 1) signature complexity detector, and 2) a separate time functions extraction module for each complexity level.

Our proposed approach has been tested for the pen, finger and mixed writing-input scenarios considering two different on-line signature databases, BiosecuRID (only for the pen scenario) and e-BioSign (for both pen and finger scenarios) with a total of 400 and 65 users, respectively. Additionally, a review of the most relevant and recent studies of signature complexity detector approaches, and pen- and touch-based scenarios has been carried out in order to make our proposed approach easily comparable to previous studies.

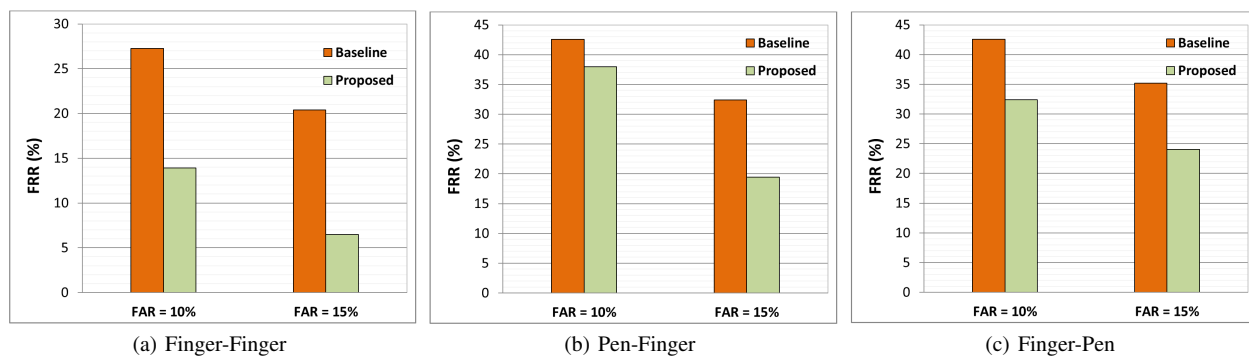


Fig. 7: Finger and mixed writing-input scenarios: FRR at different values of FAR for both Proposed and Baseline Systems on the evaluation dataset.

Analysing the results obtained for the pen scenario, our Proposed System has achieved for the BiosecuRID database an average absolute improvement of 2.5% EER for skilled forgeries compared to the Baseline System. Analysing the results obtained for the finger scenario, our Proposed System has achieved an absolute improvement of 5.6% EER for the most challenging users (i.e., users with low complexity level). In addition, an exhaustive analysis has been carried out in order to explain the differences that exist in the system performance between both pen and finger scenarios.

For future work, new approaches based on Recurrent Neural Networks [34] will be studied in order to reduce the degradation of the system performance in this challenging and important scenario.

Acknowledgments

This work has been supported by projects: BIBECA (RTI2018-101248-B-I00 MINECO/FEDER), Bio-Guard (Ayudas Fundación BBVA a Equipos de Investigación Científica 2017) and by UAM-CecaBank. Ruben Tolosana is supported by a FPU Fellowship from Spanish MECD.

References

- [1] Diaz, M., Ferrer, M.A., Impedovo, D., Malik, M., Pirlo, G., Plamondon, R.: 'A Perspective Analysis of Handwritten Signature Technology', *ACM Computing Surveys*, 2018, 51, pp. 1-39.
- [2] Guest, R.: 'Age Dependency in Handwritten Dynamic Signature Verification Systems', *Pattern Recognition Letters*, 2006, 27, pp. 1098-1104.
- [3] Tolosana, R., Vera-Rodriguez, R., Ortega-Garcia, J., *et al.*: 'Increasing the Robustness of Biometric Templates for Dynamic Signature Biometric Systems', 2015, Proc. International Carnahan Conference on Security Technology (ICCST).
- [4] Galbally, J., Martinez-Diaz, M., Fierrez, J.: 'Aging in Biometrics: An Experimental Analysis on On-Line Signature', *PLOS ONE*, 2013, 8, pp. 1-17.
- [5] Tolosana, R., Vera-Rodriguez, R., Fierrez, J., *et al.*: 'Reducing the Template Aging Effect in On-Line Signature Biometrics', *IET Biometrics*, 2019.
- [6] Sae-Bae, N., Memon, N.: 'Online Signature Verification on Mobile Devices', *IEEE Transactions on Information Forensics and Security*. 2014, 9, pp. 933-947.
- [7] Blanco-Gonzalo, R., Sanchez-Reillo, R., Miguel-Hurtado, *et al.*: 'Performance Evaluation of Handwritten Signature Recognition in Mobile Environments', *IET Biometrics*, 2014, 3, pp. 139-146.
- [8] Tolosana, R., Vera-Rodriguez, R., Ortega-Garcia, J., *et al.*: 'Pre-processing and Feature Selection for Improved Sensor Interoperability in Online Biometric Signature Verification', *IEEE Access*, 2015, 3, pp. 478-489.
- [9] Sanchez-Reillo, R.: 'Signature Analysis in the Context of Mobile Devices', *Image and Vision Computing*, 2016, 55, pp. 34-37.
- [10] Nam, S., Seo, C., Choi, D.: 'Mobile Finger Signature Verification Robust to Skilled Forgery', *Journal of the Korea Institute of Information Security and Cryptology*, 2016, 26, pp. 1161-1170.
- [11] Tang, L., Fang, Y., Wu, Q., *et al.*: 'Online Finger-Writing Signature Verification on Mobile Device for Local Authentication', in You Z. *et al.* (Ed.): 'Lecture Notes in Computer Science', (Springer, 2016.)
- [12] Antal, M., Bandi, A.: 'Finger or Stylus: Their Impact on the Performance of On-line Signature Verification Systems', 2017, Proc. of the 5th International Conference on Recent Achievements in Mechatronics, Automation, Computer Sciences and Robotics.
- [13] Tolosana, R., Vera-Rodriguez, R., Fierrez, *et al.*: 'Benchmarking Desktop and Mobile Handwriting across COTS Devices: the e-BioSign Biometric Database', *PLOS ONE*, 2017, pp. 1-17.
- [14] Tolosana, R., Vera-Rodriguez, R., Fierrez, *et al.*: 'Presentation Attacks in Signature Biometrics: Types and Introduction to Attack Detection', in Marcel S. *et al.* (Ed.): 'Handbook of Biometric Anti-Spoofing (2nd Edition)', (Springer, 2018.)
- [15] Reilly, C.O., Plamondon, R.: 'Development of a Sigma-Lognormal Representation for On-Line Signatures', *Pattern Recognition*, 2009, 42, pp. 3324-3337.
- [16] Fairhurst, M., Kaplani, E.: 'Strategies for Exploiting Signature Verification Based on Complexity Estimates', 1998, in University of Kent, Canterbury.
- [17] Brault, J., Plamondon, R.: 'A Complexity Measure of Handwritten Curves: Modeling of Dynamic Signature Forgery', *IEEE Transactions on Systems, Man, and Cybernetics*, 1993, 23, pp. 400-413.
- [18] Alonso-Fernandez, F., Fairhurst, M., Fierrez, J., *et al.*: 'Impact of Signature Legibility and Signature Type in Off-Line Signature Verification', 2007, Proc. IEEE Biometrics Symposium, pp. 1-6.
- [19] Daugman, J.: 'The Importance of Being Random: Statistical Principles of Iris Recognition', *Pattern Recognition*, 2003, 36, pp. 279-291.
- [20] Lim, M., Yuen, P.: 'Entropy Measurement for Biometric Verification Systems', *IEEE Transactions on Cybernetics*, 2016, 46, pp. 1065-1077.

- [21] Houmani, N., Garcia-Salicetti, S., Dorizzi, B.: 'A Novel Personal Entropy Measure Confronted to Online Signature Verification Systems Performance', 2008, Proc. BTAS, pp. 1-6.
- [22] Yager, N., Dunstone, T.: 'The Biometric Menagerie', IEEE Transactions on Pattern Analysis and Machine Intelligence, 2010, 32, 220-230.
- [23] Houmani, N., Garcia-Salicetti, S.: 'On Hunting Animals of the Biometric Menagerie for Online Signature', PLOS ONE, 2016, 11, pp. 1-26.
- [24] Martinez-Diaz, M., Fierrez, J., Galbally, J.: 'The DooDB Graphical Password Database: Data Analysis and Benchmark Results', IEEE Access, 2013, 1, pp. 596-605.
- [25] Robertson, J., Guest, R.: 'A Feature based Comparison of Pen and Swipe based Signature Characteristics', Human Movement Science, 2015, 43, pp. 169-182.
- [26] Gomez-Barrero, M., Galbally, J., Fierrez, J., *et al.*: 'Enhanced On-Line Signature Verification Based on Skilled Forgery Detection Using Sigma-LogNormal Features', 2015, Proc. IEEE/IAPR International Conference on Biometrics (ICB), pp. 501-506.
- [27] Fischer, A., Plamondon, R.: 'Signature Verification Based on the Kinematic Theory of Rapid Human Movements', IEEE Transactions on Human-Machine Systems, 2016, pp. 1-12.
- [28] Diaz, M., Ferrer, M., Parziale, A., *et al.*: 'Recovering Western On-line Signatures From Image-Based Specimens', 2017, Proc. International Conference on Document Analysis and Recognition (ICDAR).
- [29] Stefano, C.D., Fontanella, F., Impedovo, D., *et al.*: 'A Brief Overview on Handwriting Analysis for Neurodegenerative Disease Diagnosis', 2017, Proc. WAIAH .
- [30] Impedovo, D., Pirlo, G., Mangini, F., *et al.*: 'Writing Generation Model for Health Care Neuromuscular System Investigation', Formenti, E., Tagliaferri, R. and Wit, E. (Eds), 'Computational Intelligence Methods for Bioinformatics and Biostatistics', (Springer, 2014.)
- [31] Fierrez, J., Galbally, J., Ortega-Garcia, J., *et al.*: 'BiosecurID: A Multimodal Biometric Database', Pattern Analysis and Applications, 2010, 13, pp. 235-246.
- [32] Galbally, J., Diaz-Cabrera, M., Ferrer, M.A., *et al.*: 'On-line signature recognition through the combination of real dynamic data and synthetically generated static data', Pattern Recognition, 2015, 48, pp. 2921-2934.
- [33] Ferrer, M.A., Diaz, M., Carmona-Duarte, C., *et al.*: 'A behavioral handwriting model for static and dynamic signature synthesis', IEEE Transactions on Pattern Analysis and Machine Intelligence, 2017, 39, 1041-1053.
- [34] Tolosana, R., Vera-Rodriguez, R., Fierrez, J., *et al.*: 'Exploring Recurrent Neural Networks for On-Line Handwritten Signature Biometrics', IEEE Access, 2018, pp. 1-11.