

# The unfairness of the UEFA Euro 2020 qualifying

László Csató\*

Institute for Computer Science and Control, Hungarian Academy of Sciences (MTA SZTAKI)  
Laboratory on Engineering and Management Intelligence, Research Group of Operations  
Research and Decision Systems

Corvinus University of Budapest (BCE)  
Department of Operations Research and Actuarial Sciences

Budapest, Hungary

10th November 2022

Wer, von inneren Kräften angeregt, sich ein solches Werk vorsetzen will, der rüste sich zu dem frommen Unternehmen mit Kräften wie zu einer weiten Pilgerfahrt aus. Er opfere Zeit und scheue keine Anstrengung, er fürchte keine zeitliche Gewalt und Größe, er erhebe sich über eigene Eitelkeit und falsche Scham, um nach dem Ausdruck des französischen Kodex die Wahrheit zu sagen, nichts als die Wahrheit, die ganze Wahrheit.<sup>1</sup>

(Carl von Clausewitz: *Vom Kriege*)

## Abstract

The qualification for the UEFA European Championship 2020 is strongly connected to the inaugural season 2018-19 of the UEFA Nations League. The latter competition divides the 55 UEFA national teams into four leagues, and the qualifying play-offs guarantee at least one place in the final tournament for the best four teams of each league. Consequently, we found that being a top team in the lowest-ranked League D can substantially increase the probability of qualification compared to being a bottom team in League C because the probability of direct qualification is negligible for the teams competing for these places. It may undermine credibility: the current rules may punish stronger performance in recent matches, and create incentives for strategic manipulation. UEFA is encouraged to reform the format of qualifications in order to minimise the unfair advantage enjoyed by the top teams of UEFA Nations League D.<sup>2</sup>

*Keywords:* OR in sports; tournament design; incentive compatibility; football; simulation

*MSC class:* 62F07, 68U20

*JEL classification number:* C44, C63, Z20

---

\* E-mail: [laszlo.csato@uni-corvinus.hu](mailto:laszlo.csato@uni-corvinus.hu)

<sup>1</sup> “Whoever, stirred by ambition, undertakes such a task, let him prepare himself for his pious undertaking as for a long pilgrimage; let him give up his time, spare no sacrifice, fear no temporal rank or power, and rise above all feelings of personal vanity, of false shame, in order, according to the French code, to speak *the Truth, the whole Truth, and nothing but the Truth.*” (Source: Carl von Clausewitz: *On War*, Book 2, Chapter 6 – On Examples. Translated by Colonel James John Graham, London, N. Trübner, 1873. <http://clausewitz.com/readings/OnWar1873/TOC.htm>)

<sup>2</sup> The paper is dedicated to the reminiscence of a conversation with *Henrietta Németh*.

# 1 Introduction

The governing bodies of major sports often face difficulties when they try to enhance competitive balance in an ill-designed way as giving an advantage to underdogs may make losing a profitable strategy for certain teams. Such tournaments can be called *unfair* because sports rules should give appropriate incentives to perform (Preston and Szymanski, 2003; Szymanski, 2003).

The danger of misalignment is especially significant after recent rule changes as illustrated by a number of historical cases (Kendall and Lenten, 2017). In this paper, we deal with an unfair competition design from (association) football, probably the most popular sports in the world. In particular, it will be demonstrated that the qualification for the UEFA European Championship 2020 contains a powerful incentive for strategic manipulation, which can be exploited by some teams in the future unless the issue is adequately solved.

The problem is caused by a policy of the Union of European Football Associations (UEFA), supposedly introduced to increase the diversity of the UEFA European Championship 2020. Its qualifying process starts with the 2018-19 UEFA Nations League, the inaugural season of this tournament. It divides the 55 national teams into four leagues such that the best 12 teams are in League A, the next 12 in League B, the next 15 in League C, and the last 16 in League D. However, simulations show that a given team is considerably better off at the top of League D than at the bottom of League C with respect to the probability of qualification since at least one group winner from each league is guaranteed to compete in the UEFA European Championship 2020.

Our paper is probably the first detailed documentation of this unfairness. Nevertheless, the format has been criticised for allowing weaker teams to qualify through the Nations League in the media (Dunbar, 2017), and a webpage – written by the Romanian computer programmer *Eduard Ranghiuc* – provides some preliminary calculations that losing could improve the chances of participating in the final tournament (Ranghiuc, 2017).

In terms of organisation, Section 2 gives a concise review of related literature. The qualification for the UEFA European Championship 2020 is outlined in Section 3, while Section 4 describes our simulation technique. Section 5 presents quantitative results with a sensitivity analysis, and Section 6 concludes.

## 2 Literature review

Examples of *tanking*, the act of deliberately dropping points or losing a game in order to gain some other advantage, occur in several sports (Kendall and Lenten, 2017).

In the 2012 London Olympics, eight women players were disqualified from the doubles badminton competition, charged with “not using one’s best efforts to win a match” and “conducting oneself in a manner that is clearly abusive or detrimental to the sport” (Kendall and Lenten, 2017, Section 3.3.1). The reason was that they wanted to be second rather than first in their round-robin groups in order to get (perceived) easier draws in the knockout stage. This event has inspired at least two papers discussing mathematical models of strategic manipulation (Pauly, 2014; Vong, 2017).

It is a well-known fact that sports using player drafts with the traditional set-up of reverse order sometimes make losing a profitable strategy because teams might decrease efforts to win after they have no more chance to progress (Taylor and Trogdon, 2002;

Balsdon et al., 2007; Lenten, 2016; Lenten et al., 2018). It is even found that there is a concrete strategy behind losing (Fornwagner, 2018).

Similar opportunities for manipulation can emerge in football, too: Lasek et al. (2016) present some strategies to improve a team's position in the official FIFA ranking.

The situation can be even worse when a team is strictly better off by losing, not only in expected terms. According to Dagaev and Sonin (2018), tournament systems consisting of multiple round-robin and knockout tournaments with noncumulative prizes generally do not satisfy strategy-proofness. Their result reveals the incentive incompatibility of the UEFA Europa League qualification before the 2015-16 season (Dagaev and Sonin, 2018), and the violation of strategy-proofness by the UEFA Champions League in three seasons (Csató, 2019f). As a consequence, SC Heerenveen was ex ante interested in losing compared to playing a draw on its last match in the 2011-12 Eredivisie, the highest echelon of professional football in the Netherlands (Csató, 2019g).

The European qualifiers to recent FIFA World Cups are also shown to create similar perverse incentives (Dagaev and Sonin, 2013; Csató, 2017a), although there exist straightforward strategy-proof mechanisms which are able to solve the issue (Csató, 2018a). UEFA just avoided a serious scandal because of this problem (Csató, 2018c), furthermore, it is even possible that both teams want to avoid winning a match (Csató, 2018b).

Tournaments with multiple group stages, in which some (but not all) match results from the preliminary round are carried over to the main round, are also found to suffer from incentive incompatibility (Csató, 2019d).

Naturally, unfairness is a more general issue than incentive incompatibility. Guyon (2015) highlights obvious mistakes of the FIFA World Cup draw, resulting from the way of enforcing the geographical constraints. Laliena and López (2019) propose two fair draw systems that outperform the solution of Guyon (2015). Durán et al. (2017) suggest a fairer schedule for the South American qualifiers to the 2018 FIFA World Cup, which was unanimously approved by the South American Football Confederation. Guyon (2018) identifies a number of flaws in the design of the knockout bracket of the UEFA European Championship 2016 and provides two fairer procedures. Krumer (2019) finds that match kick-off time has an effect on attendance and performance in the group stage of the UEFA Europa League. Guyon (2019) quantifies the risk of collusion in groups of three teams when the best two advance to the next round in order to show that the planned format of the FIFA World Cup 2026 is vulnerable to match fixing.

A plausible interpretation of fairness can be the equal treatment of equals. Sequential round-robin tournaments with three and four symmetric players are proved to violate this requirement both theoretically (Krumer et al., 2017a,b; Sahm, 2019) and empirically (Krumer and Lechner, 2017). Csató (2013) and Csató (2017b) present that the ranking in Swiss-system tournaments suffers from not taking the strength of schedule into consideration, hence it gives an advantage to players showing an improving performance during the competition. Because penalty shootouts in football unjustly favour the team kicking the first penalty (Apesteguia and Palacios-Huerta, 2010; Palacios-Huerta, 2014; Vandebroek et al., 2018), and there is an intention to improve their fairness (IFAB, 2018), alternative mechanisms have been proposed to reduce this inequality (Palacios-Huerta, 2012; Anbarcı et al., 2015; Echenique, 2017; Anbarcı et al., 2018; Brams and Ismail, 2018; Cohen-Zada et al., 2018; Csató, 2019a).

For the purpose of demonstrating and quantifying the unfairness of the UEFA European Championship 2020 qualifying, we will use simulations, which is a standard procedure in the comparison and evaluation of various tournament designs (Scarf et al., 2009; Scarf

and Yusof, 2011; Goossens et al., 2012; Boczoń and Wilson, 2018; Lasek and Gagolewski, 2018; Csató, 2019e; Dagaev and Rudyak, 2019). In addition, it is known from the men’s handball Champions League that a well-devised competition format can increase competitive balance in round-robin groups – one aim of launching the UEFA Nations League – without sacrificing fairness (Csató, 2019b).

### 3 Qualification for the UEFA Euro 2020

The [2020 UEFA European Football Championship](#), or shortly UEFA Euro 2020, is the 16th international men’s football championship of Europe. For the first time, it will be spread over 12 cities in 12 countries across the continent, so no national team gets an automatic qualifying berth. While, similarly to the UEFA Euro 2016, 24 teams participate in the final tournament, the qualification competition is also fundamentally different from the previous ones – for which [Csató \(2018a\)](#) provides a concise overview – as it is strongly connected to the inaugural season 2018-19 of the UEFA Nations League.

The whole process of qualification for the UEFA Euro 2020 is described in two official documents ([UEFA, 2018a,b](#)). It starts with the [2018-19 UEFA Nations League](#). In the first step, the 55 UEFA national teams are divided into four divisions called *leagues*. In particular, the teams are ordered according to their UEFA national team coefficients at the end of the 2018 FIFA World Cup qualifiers without the play-offs, and the 12 highest-ranked teams form League A, the next 12 form League B, the next 15 form League C, and the remaining 16 form League D. The leagues are divided into four groups of three (Leagues A and B), four groups of four (League D), and three groups of four plus one group of three teams (League C). The groups are organised as a home-away (double) round-robin tournament, therefore each team plays four or six matches.

After ranking the teams in each group, four league rankings are established, and an overall UEFA Nations League ranking is derived: the 12 teams of League A occupy positions 1st to 12th according to the ranking in League A, the 12 teams of League B occupy positions 13th to 24th according to the ranking in League B, the 15 teams of League C occupy positions 25th to 39th according to the ranking in League C, and the 16 teams of League D occupy positions 40th to 55th according to the ranking in League D.

This is followed by the next stage, called the [UEFA Euro 2020 qualifying](#). The 55 teams are divided into five groups of five (A-E) and five groups of six teams (F-J) such that the teams are seeded according to the overall UEFA Nations League ranking: teams 1-4 (from League A) are placed into the UNL Pot, teams 5-10 (from League A) are placed into Pot 1, teams 11-20 (from Leagues A and B) are placed into Pot 2, teams 21-30 (from Leagues B and C) are placed into Pot 3, teams 31-40 (from Leagues C and D) are placed into Pot 4, teams 41-50 (from League D) are placed into Pot 5, and teams 51-55 (from League D) are placed into Pot 6. Then Groups A-D get one team from the UNL Pot, and one team from Pots 2-5, Group E gets one team from Pots 1-5, while Groups F-J get one team from Pots 1-6. To summarise, the draw applies a standard procedure but the best four teams are guaranteed to be in the smaller groups. There are also specific restrictions due to host nations, prohibited team clashes (because of political reasons), winter venue, and excessive travel ([UEFA, 2018c](#)). The groups are organised in a home-away (double) round-robin scheme with the first two teams advancing to the UEFA Euro 2020.

After the qualifying group stage, the four remaining berths are filled by the play-offs. 16 teams, that did not qualified for the UEFA Euro 2020 directly, are selected on the basis of the overall UEFA Nations League ranking and are divided into four paths containing

four teams each according to a complicated procedure which guarantees that at least one team from each league qualifies for the final tournament: the UEFA Nations League group winners participate in a play-off path of their league without facing any team from a higher-ranked league (unless they are directly qualified). However, the rules are contradictory and may lead to an unfair formulation of play-off paths (Csató, 2019c).

## 4 Implementation

We attempt to quantify the probability of qualification for the UEFA Euro 2020 for each UEFA members by a simulational methodology. This aim immediately provides the tournament metric to be analysed.

Since our focus is on the process of qualification and not on the accurate modelling of match outcome, the probability with which a given team defeats its opponent is fixed *a priori*. In addition, draws in the matches are prohibited, and every tie-breaking is resolved randomly.

Our computer code closely follows the relevant UEFA regulations (UEFA, 2018a,b) with some minor differences:

- The first four places (1st to 4th) of the overall UEFA Nations League ranking are determined as in the other three leagues, that is, on the basis of the UEFA Nations League group results, and not through the UEFA Nations League Finals. However, the draw of the groups in the UEFA Euro 2020 qualifying shows that this does not affect the outcome of a simulation run.
- The specific restrictions in the draw of the UEFA Euro 2020 qualifying (UEFA, 2018c) are ignored.
- The contradiction in the rules of the play-offs is avoided by the procedure suggested in Csató (2019c, Section 4.1).

The last two modifications have only a marginal effect on the results.

Each simulation with fixed winning probabilities has been run one million times.

## 5 Results

The fixed winning probabilities are derived from the [World Football Elo Ratings](#), published regularly on the website [eloratings.net](#). While there exists no single nor any official Elo ranking for football teams, Elo rankings seem to have the highest prediction power (Lasek et al., 2013). The overhauled formula for the FIFA/Coca-Cola World Ranking, used from June 2018, also applies the Elo method of calculation (FIFA, 2018). Furthermore, Elo rating directly gives win expectancy  $W_e$  according to the following formula:

$$W_e = \frac{1}{1 + 10^{-d/s}}, \quad (1)$$

where  $d$  is the difference between the Elo ratings of the two teams that play the match, and  $s = 400$  is a scaling parameter.

In particular, we have used Elo ratings as of 6 December 2017 since the seeding pots of the 2018-19 UEFA Nations League were announced on 7 December 2017. This is considered

Table 1: The strength of UEFA national teams

Team	UEFA rank	Elo rating	Elo rank	Team	UEFA rank	Elo rating	Elo rank
<b>League A</b>							
Germany	1	2109	1	Austria	13	1710	24
Portugal	2	1995	3	Wales	14	1763	16
Belgium	3	1927	6	Russia	15	1697	25
Spain	4	2031	2	Slovakia	16	1748	17
France	5	1989	4	Sweden	17	1825	13
England	6	1933	5	Ukraine	18	1737	18
Switzerland	7	1866	9	Ireland	19	1732	19
Italy	8	1906	7	Bosnia and Herzegovina	20	1723	20
Poland	9	1842	11	Northern Ireland	21	1674	27
Iceland	10	1811	14	Denmark	22	1842	12
Croatia	11	1856	10	Czech Republic	23	1713	22
Netherlands	12	1895	8	Turkey	24	1712	23
<b>League C</b>							
Hungary	25	1611	32	Azerbaijan	40	1400	44
Romania	26	1688	26	North Macedonia	41	1520	37
Scotland	27	1720	21	Belarus	42	1497	39
Slovenia	28	1639	29	Georgia	43	1483	40
Greece	29	1661	28	Armenia	44	1480	41
Serbia	30	1769	15	Latvia	45	1362	46
Albania	31	1609	33	Faroe Islands	46	1281	50
Norway	32	1581	35	Luxembourg	47	1321	49
Montenegro	33	1614	31	Kazakhstan	48	1340	47
Israel	34	1534	36	Moldova	49	1332	48
Bulgaria	35	1620	30	Liechtenstein	50	1150	52
Finland	36	1595	34	Malta	51	1216	51
Cyprus	37	1410	42	Andorra	52	1012	54
Estonia	38	1507	38	Kosovo	53	1371	45
Lithuania	39	1406	43	Gibraltar	54	1079	53
				San Marino	55	852	55

Date: 6 December 2017

Source: <https://www.international-football.net/elo-ratings-table?year=2017&month=12&day=06&confed=UEFA>

to be an appropriate measure of teams' strength. They are reported in Table 1, together with the ranking from the UEFA national team coefficients used for the seeding of the 2018-19 UEFA Nations League.

Figure 1: The probability of qualification for the UEFA Euro 2020

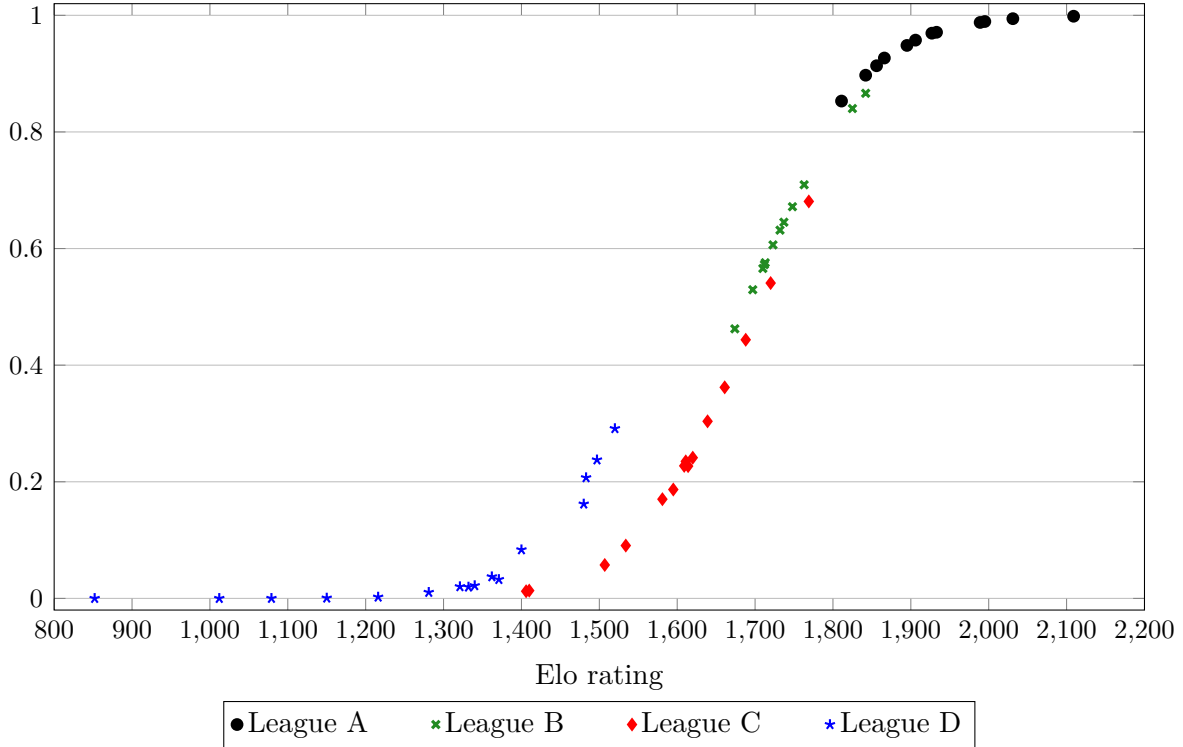


Figure 1 plots the probability of qualification for each team as a function of its Elo rating. It can be seen that a team allocated into a lower-ranked league (League B instead of League A, or League C instead of League B) has usually a smaller chance to qualify for the UEFA Euro 2020 *ceteris paribus*.

On the other hand, this difference is completely reversed in the comparison of Leagues C and D. Figure 2 reveals that being in a lower-ranked league has two separate effects:

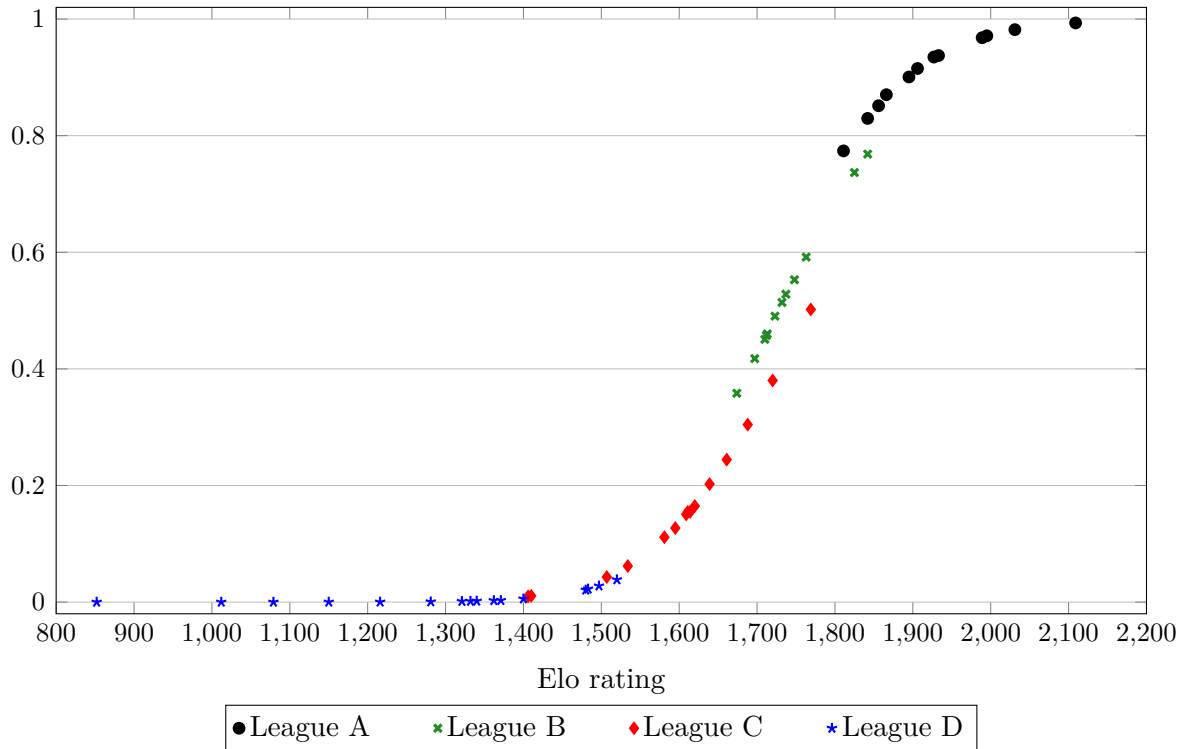
- the probability of direct qualification decreases because being in a weaker league decreases (eliminates) the probability of obtaining a place in a stronger Pot, so the team should play against stronger teams on average in the groups of the UEFA Euro 2020 qualifying tournament (see Figure 2.a); but
- the probability of qualification through the play-offs increases because the team can win its Nations League group easier, which guarantees a place in the play-off path of its own league (see Figure 2.b).

When the probability of direct qualification is low, that is, in the comparison of the bottom of League C and the top of League D for the given distribution of teams' strength, the second effect dominates the first, hence having a worse rank at the beginning of the 2018-19 UEFA Nations League raises the overall probability of qualification for the UEFA Euro 2020.

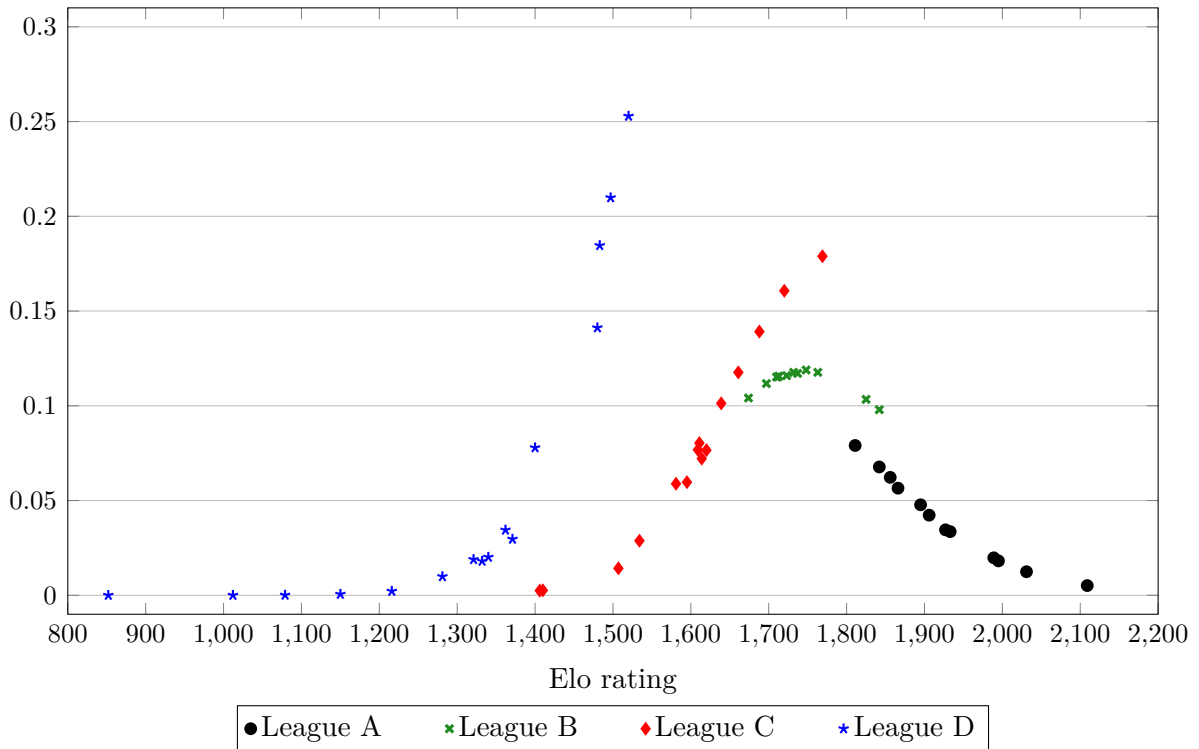
In order to further illustrate this fact, Figure 3 presents the actual and hypothetical probabilities of qualification for three countries:

Figure 2: The decomposed probability of qualification for the UEFA Euro 2020

(a) Probability of direct qualification



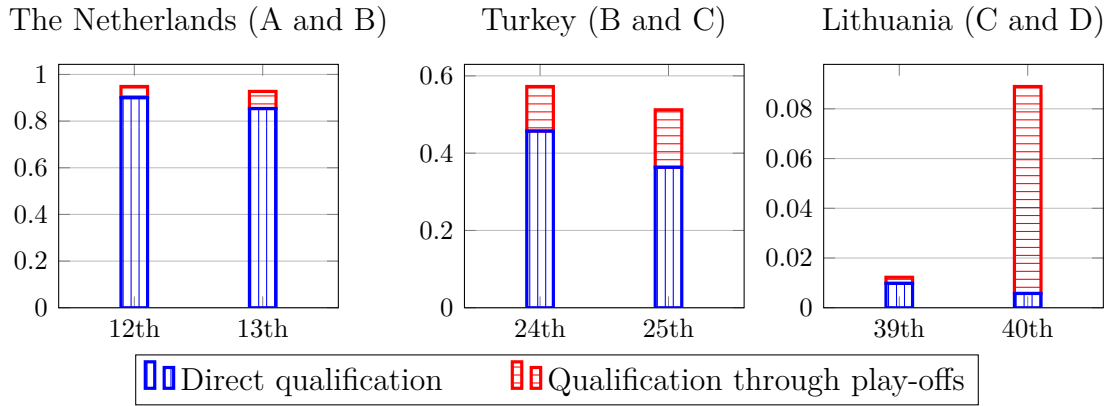
(b) Probability of qualification through the play-offs



- the Netherlands as the worst team in League A (12th) and the best team in League B (13th);



Figure 3: The probability of qualification for teams at the boundary of two leagues

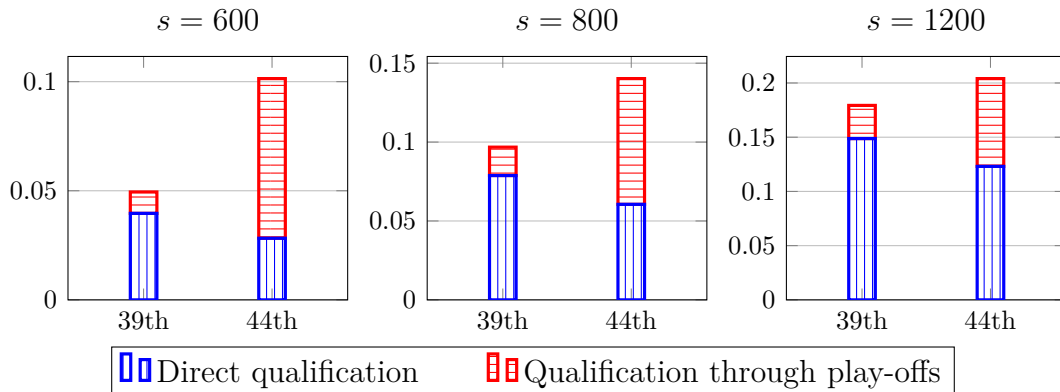


- Turkey as the worst team in League B (24th) and the best team in League C (25th);
- Lithuania as the worst team in League C (39th) and the best team in League D (40th).

By allocation into a lower-ranked league, the probability of qualification has decreased by about 2.2% for the Netherlands, and it has decreased by about 10% for Turkey, but it has increased more than seven-fold for Lithuania. While the probability of direct qualification has become lower and the probability of qualification through play-offs has become higher in each case, the latter effect dominates the former in the comparison of Leagues C and D, which seems to be unfair and may create an opportunity for strategic manipulation. We will return to this issue in the final section of the paper.

The robustness of the negative result derived for Lithuania can be checked by modifying the scaling parameter  $s$  in expression (1). Its original value of 400 can be judged excessive: for example, it implies that the best team, Germany defeats the 10th (Croatia) with a probability of 81.1%, and wins against the 30th (Bulgaria) with a probability of 93.4%. In addition, the comparison has been implemented between the worst place of League C (39th) and the fifth place of League D (44th) as obtaining the 40th position by a strategic behaviour cannot be guaranteed. Note that there is no difference in the probability of qualification between the 37th-39th places and the 40th-43rd places because of the seeding procedure.

Figure 4: The probability of qualification for Lithuania



Thus, three more competitive distributions of teams' strength have been considered and drawn in Figure 4. Although the advantage of the 44th over the 39th place decreases when inequality is reduced, it remains substantial, so any team has a strong incentive to avoid being 37th, 38th, and 39th in the UEFA ranking underlying the formation of the UEFA Nations League.

## 6 Discussion

Our paper has been revealed a flaw of the qualification process for the UEFA European Championship 2020: it is unfair in the sense that obtaining a worst position in the ranking of the national teams used for the seeding of 2018-19 UEFA Nations League can considerably increase the probability of participation in the final tournament. This feature endangers the sport's credibility because certain teams may aim to manipulate the ranking.

The 55 UEFA members have been divided into the four leagues according to their UEFA national team coefficients after the conclusion of the 2018 FIFA World Cup qualifiers without the play-offs. They are calculated from a weighted average:

- 20% of the average ranking points collected in the 2014 FIFA World Cup qualification and final;
- 40% of the average ranking points collected in the UEFA Euro 2016 qualification and final;
- 40% of the average ranking points collected in the 2018 FIFA World Cup qualification.

The allocation of match points is explained in [UEFA \(2009\)](#).

The last nine matches (three matches each in the UEFA groups A, B, and H) that influence this ranking were played at the end of the 2018 FIFA World Cup qualifiers on 10 October 2017. In particular, Belgium vs Cyprus was 4-0, resulting in 19491.08 points for Cyprus, which resulted in the 37th position. The 40th was Azerbaijan with 17760.82 points. However, Cyprus would be better off on the 40th place with respect to the probability of qualification for the UEFA Euro 2020. A conceded goal in any match means  $-500$  points, which should be divided by 10 (the number of matches in the 2018 FIFA World Cup qualification), and has a weight of 0.4 in the UEFA national team coefficient considered. Consequently, Cyprus would be only the 40th by kicking  $1740/20 = 87$  own goals against Belgium because the point difference between Azerbaijan and Cyprus was 1730.82.

While an application of this strategy can be easily identified and probably sanctioned by the UEFA, if a team is willing to sacrifice a whole FIFA World Cup qualification – where the probability of its success is marginal anyway –, then it can achieve the 40th-43th positions in a relatively simple way. For instance, Lithuania obtained six points in the 2018 FIFA World Cup qualification. But if it would have played a draw of 2-2 against Malta on 11 October 2016 instead of winning by 2-0, then it would have  $18100.74 - 1640.08 + 800.08 = 17260.74$  points, guaranteeing the 40th position. In other words, Lithuania was severely punished for its win against Malta by the controversial format of the UEFA Euro 2020 qualifying.

In our view, the presented simulation means a convincing example of how certain teams might strategically manipulate the UEFA Nations League if it remains linked with the qualification for certain tournaments in an inappropriate way such as in the UEFA Euro 2020 qualifying. Fortunately, it is not yet decided how the FIFA World Cup 2022 and

UEFA Euro 2024 qualifying will be organised (the latter cannot directly follow UEFA Euro 2020 qualifying because Germany will automatically qualify as the host). UEFA is strongly encouraged to take our results into consideration in setting the rules for the future.

## Acknowledgements

This paper could not be written without my father, who has coded the simulation in Python.

We are grateful to *Eduard Ranghiuc* for inspiration.

We are indebted to the [Wikipedia community](#) for contributing to our research by summarising the tournaments discussed here.

The research was supported by OTKA grant K 111797 and by the MTA Premium Postdoctoral Research Program.

## References

- Anbarcı, N., Sun, C.-J., and Ünver, M. U. (2015). Designing fair tiebreak mechanisms: The case of FIFA penalty shootouts. Manuscript. DOI: [10.2139/ssrn.2558979](https://doi.org/10.2139/ssrn.2558979).
- Anbarcı, N., Sun, C.-J., and Ünver, M. U. (2018). Designing fair tiebreak mechanisms for sequential team contests. Manuscript. <https://www.bc.edu/content/dam/bc1/schools/mcas/economics/pdf/working-papers/wp871.pdf>.
- Apesteguia, J. and Palacios-Huerta, I. (2010). Psychological pressure in competitive environments: Evidence from a randomized natural experiment. *American Economic Review*, 100(5):2548–2564.
- Balsdon, E., Fong, L., and Thayer, M. A. (2007). Corruption in college basketball? Evidence of tanking in postseason conference tournaments. *Journal of Sports Economics*, 8(1):19–38.
- Boczoń, M. and Wilson, A. J. (2018). Goals, constraints, and public assignment: A field study of the UEFA Champions League. Technical Report 18/016, University of Pittsburgh, Kenneth P. Dietrich School of Arts and Sciences, Department of Economics. [https://www.econ.pitt.edu/sites/default/files/working\\_papers/Working%20Paper.18.16.pdf](https://www.econ.pitt.edu/sites/default/files/working_papers/Working%20Paper.18.16.pdf).
- Brams, S. J. and Ismail, M. S. (2018). Making the rules of sports fairer. *SIAM Review*, 60(1):181–202.
- Cohen-Zada, D., Krumer, A., and Shapir, O. M. (2018). Testing the effect of serve order in tennis tiebreak. *Journal of Economic Behavior & Organization*, 146:106–115.
- Csató, L. (2013). Ranking by pairwise comparisons for Swiss-system tournaments. *Central European Journal of Operations Research*, 21(4):783–803.
- Csató, L. (2017a). 2018 FIFA World Cup qualification can be manipulated. Manuscript. <http://unipub.lib.uni-corvinus.hu/3053/>.

- Csató, L. (2017b). On the ranking of a Swiss system chess team tournament. *Annals of Operations Research*, 254(1-2):17–36.
- Csató, L. (2018a). Incentive compatible designs for tournament qualifiers with round-robin groups and repechage. Manuscript. [arXiv: 1804.04422](https://arxiv.org/abs/1804.04422).
- Csató, L. (2018b). It may happen that no team wants to win: a flaw of recent UEFA qualification rules. Manuscript. [arXiv: 1806.08578](https://arxiv.org/abs/1806.08578).
- Csató, L. (2018c). Was Zidane honest or well-informed? How UEFA barely avoided a serious scandal. *Economics Bulletin*, 38(1):152–158.
- Csató, L. (2019a). A fairer penalty shootout design in soccer. Manuscript. [arXiv: 1806.01114](https://arxiv.org/abs/1806.01114).
- Csató, L. (2019b). How to design a tournament: lessons from the men’s handball Champions League. Manuscript. [arXiv: 1811.11850](https://arxiv.org/abs/1811.11850).
- Csató, L. (2019c). A note on the UEFA Euro 2020 qualifying play-offs. Manuscript. [arXiv: 1903.11965](https://arxiv.org/abs/1903.11965).
- Csató, L. (2019d). Overcoming the incentive incompatibility of tournaments with multiple group stages. Manuscript. [arXiv: 1712.04183](https://arxiv.org/abs/1712.04183).
- Csató, L. (2019e). A simulation comparison of tournament designs for the World Men’s Handball Championships. Manuscript. [arXiv: 1803.10975](https://arxiv.org/abs/1803.10975).
- Csató, L. (2019f). UEFA Champions League entry has not satisfied strategy-proofness in three seasons. *Journal of Sports Economics*, in press. DOI: [10.1177/1527002519833091](https://doi.org/10.1177/1527002519833091).
- Csató, L. (2019g). When UEFA rules had inspired unfair behaviour on the field. Manuscript. [arXiv: 1806.03978](https://arxiv.org/abs/1806.03978).
- Dagaev, D. and Rudyak, V. (2019). Seeding the UEFA Champions League participants: Evaluation of the reform. *Journal of Quantitative Analysis in Sports*, in press. DOI: [10.1515/jqas-2017-0130](https://doi.org/10.1515/jqas-2017-0130).
- Dagaev, D. and Sonin, K. (2013). Game theory works for football tournaments. Manuscript. <http://voxeu.org/article/world-cup-football-and-game-theory>.
- Dagaev, D. and Sonin, K. (2018). Winning by losing: Incentive incompatibility in multiple qualifiers. *Journal of Sports Economics*, 19(8):1122–1146.
- Dunbar, G. (2017). As World Cup hope fades, Europeans turn to Nations League. USA Today. Associated Press. 24 March 2017. <https://eu.usatoday.com/story/sports/soccer/2017/03/24/as-world-cup-hope-fades-europeans-turn-to-nations-league/99575410/>.
- Durán, G., Guajardo, M., and Sauré, D. (2017). Scheduling the South American Qualifiers to the 2018 FIFA World Cup by integer programming. *European Journal of Operational Research*, 262(3):1109–1115.

- Echenique, F. (2017). ABAB or ABBA? The arithmetics of penalty shootouts in soccer. Manuscript. <https://pdfs.semanticscholar.org/85d0/3edc04470d5670266c075f7860c441a17bce.pdf>.
- FIFA (2018). Media Release: 2026 FIFA World Cup<sup>TM</sup>: FIFA Council designates bids for final voting by the FIFA Congress. 10 June 2018. <https://www.fifa.com/about-fifa/news/y=2018/m=6/news=2026-fifa-world-cuptm-fifa-council-designates-bids-for-final-voting-by-the-fifa-.html>.
- Fornwagner, H. (2018). Incentives to lose revisited: The NHL and its tournament incentives. *Journal of Economic Psychology*, in press. DOI: [10.1007/10.1016/j.joep.2018.07.004](https://doi.org/10.1007/10.1016/j.joep.2018.07.004).
- Goossens, D. R., Beliën, J., and Spijksma, F. C. R. (2012). Comparing league formats with respect to match importance in Belgian football. *Annals of Operations Research*, 194(1):223–240.
- Guyon, J. (2015). Rethinking the FIFA World Cup<sup>TM</sup> final draw. *Journal of Quantitative Analysis in Sports*, 11(3):169–182.
- Guyon, J. (2018). What a fairer 24 team UEFA Euro could look like. *Journal of Sports Analytics*, 4(4):297–317.
- Guyon, J. (2019). Will groups of 3 ruin the World Cup? Manuscript. DOI: [10.2139/ssrn.3190779](https://doi.org/10.2139/ssrn.3190779).
- IFAB (2018). *Laws of the Game 2018/19*. The International Football Association Board. Effective from 1st June 2018. [http://static-3eb8.kxcdn.com/documents/662/133314\\_290518\\_LotG\\_18\\_19\\_EN\\_SinglePage\\_150dpi.pdf](http://static-3eb8.kxcdn.com/documents/662/133314_290518_LotG_18_19_EN_SinglePage_150dpi.pdf).
- Kendall, G. and Lenten, L. J. A. (2017). When sports rules go awry. *European Journal of Operational Research*, 257(2):377–394.
- Krumer, A. (2019). Testing the effect of kick-off time in the UEFA Europa League. *European Sport Management Quarterly*, in press. DOI: [10.1080/16184742.2019.1598456](https://doi.org/10.1080/16184742.2019.1598456).
- Krumer, A. and Lechner, M. (2017). First in first win: Evidence on schedule effects in round-robin tournaments in mega-events. *European Economic Review*, 100:412–427.
- Krumer, A., Megidish, R., and Sela, A. (2017a). First-mover advantage in round-robin tournaments. *Social Choice and Welfare*, 48(3):633–658.
- Krumer, A., Megidish, R., and Sela, A. (2017b). Round-robin tournaments with a dominant player. *The Scandinavian Journal of Economics*, 119(4):1167–1200.
- Laliena, P. and López, F. J. (2019). Fair draws for group rounds in sport tournaments. *International Transactions in Operational Research*, 26(2):439–457.
- Lasek, J. and Gagolewski, M. (2018). The efficacy of league formats in ranking teams. *Statistical Modelling*, 18(5-6):411–435.
- Lasek, J., Szilávik, Z., and Bhulai, S. (2013). The predictive power of ranking systems in association football. *International Journal of Applied Pattern Recognition*, 1(1):27–46.

- Lasek, J., Szlávik, Z., Gagolewski, M., and Bhulai, S. (2016). How to improve a team’s position in the FIFA ranking? A simulation study. *Journal of Applied Statistics*, 43(7):1349–1368.
- Lenten, L. J. A. (2016). Mitigation of perverse incentives in professional sports leagues with reverse-order drafts. *Review of Industrial Organization*, 49(1):25–41.
- Lenten, L. J. A., Smith, A. C. T., and Boys, N. (2018). Evaluating an alternative draft pick allocation policy to reduce ‘tanking’ in the Australian Football League. *European Journal of Operational Research*, 267(1):315–320.
- Palacios-Huerta, I. (2012). Tournaments, fairness and the Prouhet-Thue-Morse sequence. *Economic Inquiry*, 50(3):848–849.
- Palacios-Huerta, I. (2014). *Beautiful game theory: How soccer can help economics*. Princeton University Press, Princeton, New York.
- Pauly, M. (2014). Can strategizing in round-robin subtournaments be avoided? *Social Choice and Welfare*, 43(1):29–46.
- Preston, I. and Szymanski, S. (2003). Cheating in contests. *Oxford Review of Economic Policy*, 19(4):612–624.
- Ranghiuc, E. (2017). UEFA Nations League: Losing could improve your chances. 14 July 2017. <http://www.football-rankings.info/2017/07/uefa-nations-league-losing-could.html>.
- Sahm, M. (2019). Are sequential round-robin tournaments discriminatory? *Journal of Public Economic Theory*, 21(1):44–61.
- Scarf, P., Yusof, M. M., and Bilbao, M. (2009). A numerical study of designs for sporting contests. *European Journal of Operational Research*, 198(1):190–198.
- Scarf, P. A. and Yusof, M. M. (2011). A numerical study of tournament structure and seeding policy for the soccer World Cup Finals. *Statistica Neerlandica*, 65(1):43–57.
- Szymanski, S. (2003). The economic design of sporting contests. *Journal of Economic Literature*, 41(4):1137–1187.
- Taylor, B. A. and Trogon, J. G. (2002). Losing to win: Tournament incentives in the national basketball association. *Journal of Labor Economics*, 20(1):23–41.
- UEFA (2009). *National Team Coefficient Ranking. Technical explanation*. October 2009. [https://www.uefa.com/MultimediaFiles/Download/uefa/KeyTopics/90/14/57/901457\\_DOWNLOAD.pdf](https://www.uefa.com/MultimediaFiles/Download/uefa/KeyTopics/90/14/57/901457_DOWNLOAD.pdf).
- UEFA (2018a). *Regulations of the UEFA European Football Championship 2018-20*. [https://www.uefa.com/MultimediaFiles/Download/Regulations/uefaorg/Regulations/02/54/36/05/2543605\\_DOWNLOAD.pdf](https://www.uefa.com/MultimediaFiles/Download/Regulations/uefaorg/Regulations/02/54/36/05/2543605_DOWNLOAD.pdf).
- UEFA (2018b). *Regulations of the UEFA Nations League 2018-19*. [https://www.uefa.com/MultimediaFiles/Download/Regulations/uefaorg/Regulations/02/50/54/37/2505437\\_DOWNLOAD.pdf](https://www.uefa.com/MultimediaFiles/Download/Regulations/uefaorg/Regulations/02/50/54/37/2505437_DOWNLOAD.pdf).

- UEFA (2018c). UEFA EURO 2020 qualifying draw. 2 December 2018. <https://www.uefa.com/european-qualifiers/news/newsid=2573388.html>.
- Vandebroek, T. P., McCann, B. T., and Vroom, G. (2018). Modeling the effects of psychological pressure on first-mover advantage in competitive interactions: The case of penalty shoot-outs. *Journal of Sports Economics*, 19(5):725–754.
- Vong, A. I. K. (2017). Strategic manipulation in tournament games. *Games and Economic Behavior*, 102:562–567.