

PREPARED FOR SUBMISSION TO JHEP

The flavor dependence of m_ϱ/f_π

Daniel Nogradi and Lorinc Szikszai

Eötvös University, Institute for Theoretical Physics, Budapest 1117, Hungary

E-mail: nogradi@bodri.elte.hu, szikszail@caesar.elte.hu

ABSTRACT: We calculate the m_ϱ/f_π ratio in the chiral and continuum limit for $SU(3)$ gauge theory coupled to $N_f = 2, 3, 4, 5, 6$ fermions in the fundamental representation. Keeping all systematic effects under full control we find no statistically significant N_f -dependence; $m_\varrho/f_\pi = 7.95(15)$. Assuming the KSRF-relations we conclude that 3 other low energy quantities related to the vector meson are also N_f -independent within errors including the $\varrho\pi\pi$ coupling $g_{\varrho\pi\pi}$. If the model is thought of as a strong dynamics inspired composite Higgs model our results indicate that the experimentally most easily accessible new composite particle, the vector meson, and its properties may be robust and independent of the fermion content of the model as long as the gauge group is $SU(3)$, provided N_f -independence extends all the way to the conformal window.

KEYWORDS: gauge theory

Contents

1	Introduction and summary	1
2	Simulation details	3
3	Finite volume effects	3
4	Chiral-continuum extrapolation	6
4.1	Topological susceptibility	6
4.2	The m_ρ/f_π ratio	7
5	Conclusion and outlook	10
6	Data tables	14

1 Introduction and summary

The possibility of a composite Higgs boson disguised as a scalar resonance in a so far unobserved strongly interacting gauge sector led to renewed interest in lattice calculations in models with unusual fermion content. As the fermion content varies for a given gauge group the non-perturbative dynamics of gauge theory changes drastically. If the fermion representation is also fixed the fermion content is controlled by the flavor number N_f . As N_f increases but stays below the conformal window the number of Goldstone bosons increases, the β -function decreases in magnitude and hence the running becomes slower, the topological susceptibility decreases at fixed Goldstone mass and decay constant, etc. Change in the infrared dynamics as N_f is approaching the conformal window is expected since an even more drastic change will eventually occur as N_f passes into the conformal window. Yet there are hints from past lattice calculations of $SU(3)$ gauge theory that one particular ratio m_ρ/f_π in the chiral limit is surprisingly stable as N_f varies. The available results are at finite lattice spacing which makes their comparison hard and finite volume effects are not always negligible but there are indications that $m_\rho/f_\pi \sim 8.0$ for $N_f = 2, 4, 6, 8, 9$ with fundamental fermions [1–7] and even with $N_f = 2$ sextet fermions [8–10]. Not to mention the value for QCD ~ 8.4 which is also not far even though the quarks are massive.

In this work we aim to study the ratio m_ρ/f_π more systematically. Our goal is to obtain controlled continuum results for m_ρ/f_π in the chiral limit with $SU(3)$ and $N_f = 2, 3, 4, 5, 6$ in order to see the continuum N_f -dependence, if any. First, for each N_f we have carefully determined the size of finite volume effects and quantified how large $m_\pi L$ needs to be in order to have only sub-percent distortions from the finite volume. As expected $m_\pi L$ needs to grow with N_f , more specifically a linear relationship is found, $m_\pi L$ needs to increase

linearly in order to maintain at most 1% finite volume effect. For each model, i.e. fixed N_f we then simulate at 4 lattice spacings and 4 fermion masses at each always ensuring that finite volume effects are below 1%. The 16 simulation points per N_f allow for fully controlled chiral-continuum extrapolations leading to our final results in figure 4 which indeed shows no statistically significant N_f -dependence, a constant fit as a function of N_f leads to $m_\rho/f_\pi = 7.95(15)$.

This remarkable N_f -independence is not at all trivial and is not guaranteed by any general principle as far as we are aware. It should be noted that the celebrated KSFR-relations [11, 12] do state non-trivial relationships among various ρ -related low energy quantities based on phenomenological assumptions but they do not say anything about their N_f -dependence. In theory the KSFR-relations (see section 5 for details) may hold to high precision at each N_f and the quantities themselves may very well vary with N_f . The fact that this does not happen seems to be a non-trivial property of $SU(3)$ gauge theory. On the other hand assuming the KSFR-relations our results lead to N_f -independence of the $\rho \pi \pi$ coupling $g_{\rho\pi\pi}$, Γ_ρ/m_ρ where Γ_ρ is the width, and f_ρ/m_ρ where f_ρ is the decay constant.

Our original motivation was the study of composite Higgs models with gauge group $SU(3)$. In the class of models we have in mind the Higgs boson is identified as the O^{++} scalar flavor singlet meson and the scale is set by $f_\pi = 246 \text{ GeV}$. Our results then mean that the mass of the vector resonance which is the experimentally most easily accessible new particle prediction is at $\sim 2 \text{ TeV}$ regardless of what the fermion content is.

Beside the beyond Standard Model motivation we believe the ratio m_ρ/f_π will be useful in understanding the dynamics of crossing into the conformal window. Inside the conformal window all masses are vanishing of course. It is possible however to define the conformal models at finite fermion mass and then m_ρ , f_π and all other finite renormalization group invariant dimensionful quantities will scale to zero with a common power of the fermion mass, leading to a well-defined ratio m_ρ/f_π in the massless limit even inside the conformal window. For example in the free theory, corresponding to $N_f = 33/2$, we have $m_\rho = 2m$ and $f_\pi = \sqrt{12}m$ where m is the fermion mass [13] and obtain $m_\rho/f_\pi = 1/\sqrt{3}$. It may be the case that m_ρ/f_π stays flat all the way to the conformal window as N_f grows and then gradually drops to $1/\sqrt{3}$ at $N_f = 33/2$. Or it may be that a more abrupt change occurs at the lower end of the conformal window. We leave these speculations to future work.

The organization of the paper is as follows. In section 2 our choice of discretization is described and the details of the simulation, in section 3 the detailed study of finite volume effects as a function of N_f is given. Section 4 contains the main results of our work, the chiral and continuum extrapolation of the ratio m_ρ/f_π for all N_f as well as the topological susceptibility. The latter is used to test for the appropriate $O(a^2)$ scaling of taste breaking effects inherent to staggered fermions. Finally section 5 ends with our conclusions and future outlook.

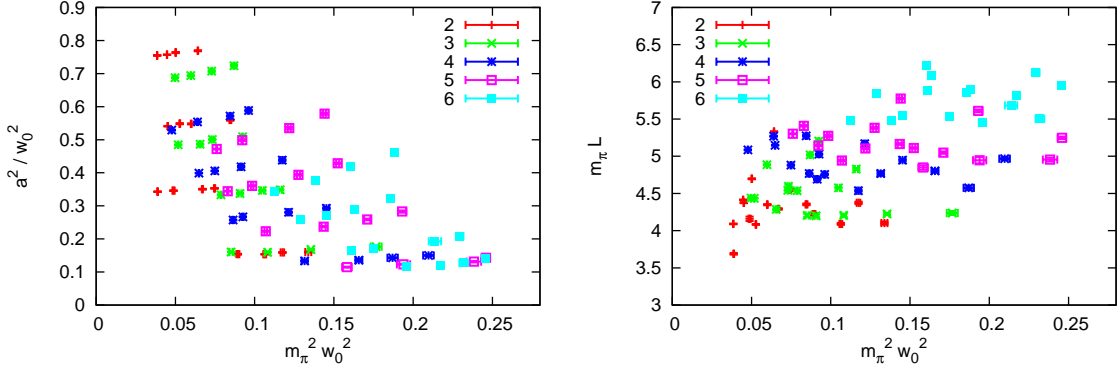


Figure 1. The landscape of simulation points for the various flavor numbers N_f . Left: cut-off and Goldstone mass. Right: volume and Goldstone mass.

2 Simulation details

The numerical simulations use the Symanzik tree-level improved gauge action and 4 steps of stout improved [14, 15] staggered fermions with smearing parameter $\varrho = 0.12$. This particular choice of action has been shown to have relatively small cut-off effects in both small and large physical volume simulations [16–19]. The $N_f = 4$ case requires no rooting of the staggered determinant and the HMC [20] algorithm is used. The other flavor numbers use either RHMC [21] only ($N_f = 2, 3$) or a combination of HMC and RHMC ($N_f = 5, 6$) in order to have the correct number of continuum flavors. Multiple time scales [22] and Omelyan integrator [23] are used to speed up the simulations. On all lattices the temporal extent is twice the spatial extent L/a .

The observables we measure are $m_\pi, f_\pi, m_\varrho, w_0$ and the topological susceptibility Q^2/V . The scale w_0 [24] is measured using the SSC discretization according to the terminology in [25]. For each N_f simulations were carried out at four lattice spacings and four fermion masses at each lattice spacing giving a total of 16 points; these are tabulated in tables 3 and 4. The total number of thermalized trajectories is 1000 – 2500 and every 10^{th} is used for measurements.

The landscape of simulation points in terms of cut-off, Goldstone mass and volume is shown in figure 1.

3 Finite volume effects

The simulations are performed in finite volume and the associated systematic errors ought to be controlled. In order to have fully controlled finite volume effects two issues need to be addressed. One, it is important to be in the kinematical regime where the ϱ -meson can not decay into pions. Hence all simulations were performed in the regime such that $m_\varrho/(2m_\pi) < \sqrt{1 + \left(\frac{2\pi}{m_\pi L}\right)^2}$. This constraint mainly prevents us from reaching too light fermion masses at rough lattice spacings. Two, the topological charge should fluctuate

enough and should not be frozen so as not to have approximately fixed topology simulations. This constraint is most relevant at small lattice spacings and we made sure that topology does change frequently enough even at the finest lattice spacings we use. The topology change is frequent enough such that we are able to measure the topological susceptibility for all runs and the expectations from tree level chiral perturbation theory are confirmed (see next section).

Once these two issues are handled properly the finite volume effects in m_π and f_π are purely exponential in $m_\pi L$. The residual finite volume effect in m_ρ can be estimated based on the relationship between finite volume energy levels and scattering states [26, 27].

How large $m_\pi L$ needs to be in order to have a fixed small finite volume effect in m_π and f_π , e.g. less than 1%, depends on N_f . For each flavor number we have performed dedicated finite volume runs at fixed lattice spacing and fermion mass. The infinite volume extrapolation is through the non-linear fit

$$m_\pi(L) = m_{\pi\infty} + C_m g(m_{\pi\infty}L) \quad (3.1)$$

where the fit parameters are $m_{\pi\infty}$ and C_m . The form of the finite volume correction [28] is given by

$$g(x) = \frac{4}{x} \sum_{n \neq 0} \frac{K_1(nx)}{n} \quad (3.2)$$

with the modified Bessel function of the second kind K_1 and the sum is over integers (n_1, n_2, n_3, n_4) such that $n^2 = n_1^2 + n_2^2 + n_3^2 + 4n_4^2 \neq 0$; see also [29]. The sum may be replaced by the first exponential and all infinite volume extrapolations were repeated as a cross-check with a single exponential and give identical results, within errors, to the one obtained using the full $g(x)$ function.

Using the $m_\pi(L)$ data the infinite volume extrapolated $m_{\pi\infty}$ and its error may be obtained. Once this is done the decay constant $f_\pi(L)$ needs to be extrapolated as well, using a similar expression [28],

$$f_\pi(L) = f_{\pi\infty} - C_f g(m_{\pi\infty}L) \quad (3.3)$$

where now the fit is linear in the fit parameters $f_{\pi\infty}$ and C_f . The statistical error on $m_{\pi\infty}$ does need to be propagated carefully into the above fit of course. Note that $C_f > 0$ and $C_m > 0$, i.e. masses decrease towards larger volumes while the decay constant increases. The net effect on the ratio m_ρ/f_π is an enhancement of finite volume effects.

Our results for all flavor numbers are shown in figure 2 (left) based on the data in table 2. The main conclusion is that in order to have a fixed small finite volume effect, $m_\pi L$ needs to grow linearly with N_f . For instance in order to have less than 1% finite volume effects in m_π and f_π the following needs to hold for the spatial volume,

$$m_\pi L > 3.10 + 0.35N_f. \quad (3.4)$$

Clearly, as N_f is increasing finite volume effects get larger. The conventional rule of thumb $m_\pi L > 4$ from QCD is satisfactory for sub-percent finite volume effects at $N_f = 2, 3$ but for

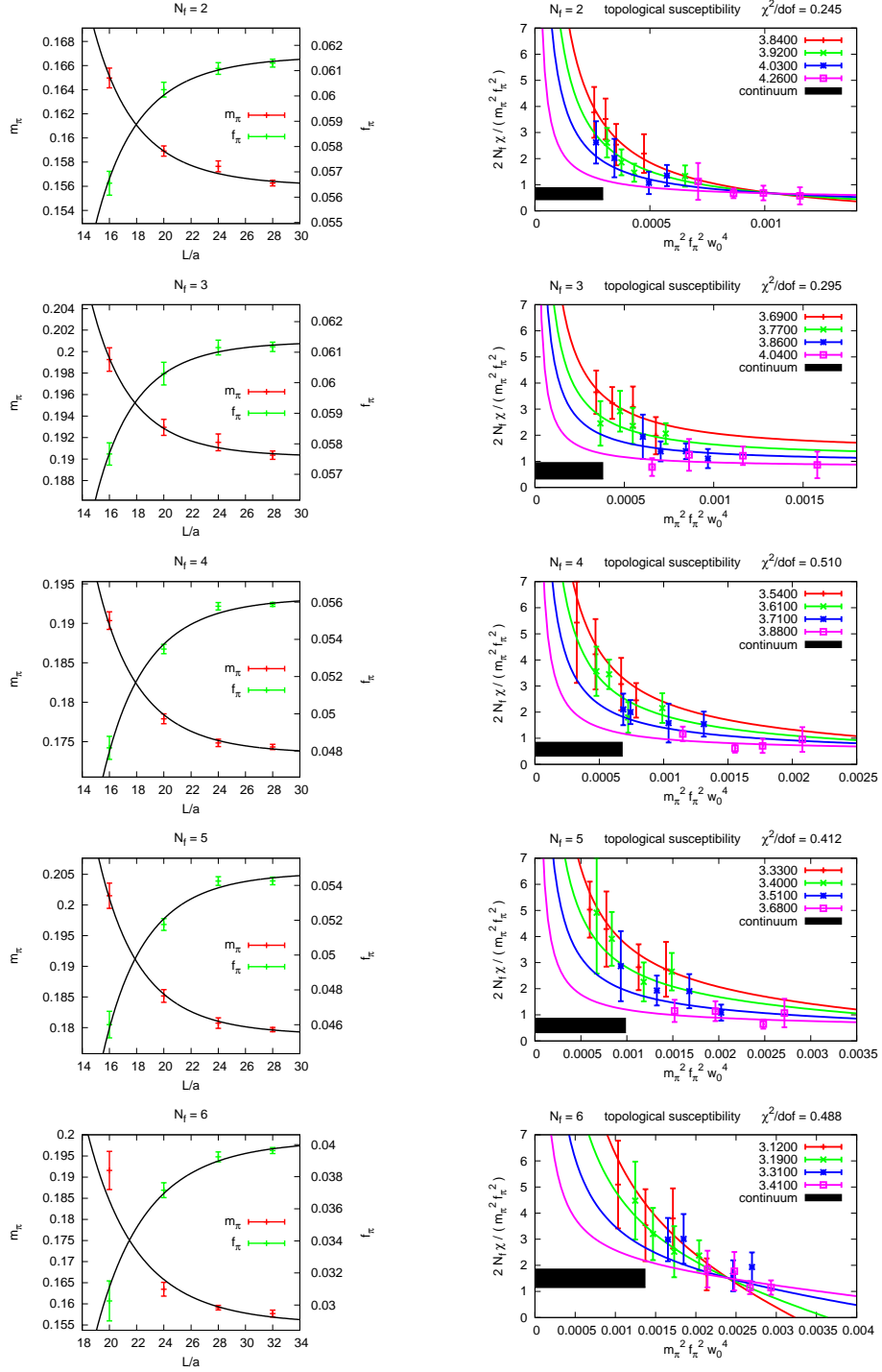


Figure 2. Left: infinite volume extrapolations of m_π and f_π , based on table 2. Right: chiral-continuum extrapolation of the topological susceptibility. The ratio $2N_f\chi/(m_\pi^2 f_\pi^2)$ is shown which is expected to be constant 1 at leading order of chiral perturbation theory; see text for more details.

$N_f = 4, 5, 6$ it is not. For instance at $N_f = 6$ one needs $m_\pi L > 5.2$. As the fermion content gets larger and the model moves closer to the conformal window finite volume effects grow, in line with general expectations. Here we have quantified this phenomenon for $SU(3)$ and fundamental fermions.

In our runs condition (3.4) is satisfied which means that our chiral extrapolations are essentially in infinite volume. The chiral expansion in infinite volume [30] is indeed applicable to the simulations once $f_\pi L$ is large enough. For all our simulations we have $0.95 \leq f_\pi L \leq 1.92$. Note that our f_π is in the “lower” convention, i.e. the one which gives $f_\pi \approx 92 \text{ MeV}$ and not 130 MeV , in QCD.

Finite volume effects in m_ρ can be estimated a posteriori as follows. Using the KSRF-relation (5.1) we determine $g_{\rho\pi\pi}$ for each N_f . Once $g_{\rho\pi\pi}$ is fixed the finite volume effects are given by the relationship between finite volume energy levels and scattering states [26, 27] and m_ρ in infinite volume can be obtained from a single volume as is the case for us. The result here is that finite volume effects are at most 2% at 12 out of the 16 simulation points at $N_f = 2$, are at most 2% at all 16 simulation points at $N_f = 3$, are at most 1% at 15 out of the 16 simulation points at $N_f = 4$ and at most 1% for all points at $N_f = 5$ and $N_f = 6$. Our final statistical uncertainties for $w_0 m_\rho$ are between 3% and 5% hence we conclude a posteriori that finite volume effects for all of our observables are under control.

4 Chiral-continuum extrapolation

Before discussing the chiral-continuum extrapolations it is worth remembering that staggered fermions, as is well-known, suffer from taste breaking. This means that the measured pseudo-scalar meson is the lightest of the full taste broken multiplet and the higher ones ($N_f^2 - 2$ of them) do not chirally extrapolate to zero at fixed non-zero lattice spacing. In other words the chiral $SU(N_f) \times SU(N_f)$ group is broken at finite lattice spacing and the N_f -dependence of low energy observables on the lattice is not necessarily the same as in the continuum, only if the lattice spacing is small enough and all Goldstone bosons are light enough. Hence before attempting to extrapolate both chirally and to the continuum our main observable, the m_ρ/f_π ratio, we sought a quantity which is as sensitive to N_f as possible in order to test whether our simulations are close enough to the continuum and zero fermion mass limit.

4.1 Topological susceptibility

A powerful test of whether at finite lattice spacing the effective number of light degrees of freedom is the same as in the continuum is given by the topological susceptibility. The topological susceptibility is very sensitive to the light degrees of freedom since these are the ones at small fermion mass which suppress non-zero topology. As a result N_f -dependence shows up already at the leading order of chiral perturbation theory [31],

$$\frac{\langle Q^2 \rangle}{V} = \chi = \frac{1}{2N_f} f_\pi^2 m_\pi^2 \quad (4.1)$$

i.e. the N_f -dependence is fixed once m_π and f_π are measured. We have performed a combined chiral-continuum extrapolation of the topological susceptibility for each N_f and

have confirmed the above expectation, indicating that the light degrees of freedom are correctly captured, i.e. any deviation from the continuum due to taste broken Goldstone bosons is correctly extrapolated to zero as $O(a^2)$. This is a highly non-trivial test for each N_f and we take it to indicate that the lattice spacings and bare fermion masses were indeed chosen such that a combined chiral-continuum extrapolation is meaningful.

More precisely, we use the gradient flow based [32] discretization of the topological charge, measuring it at $t = w_0^2$. Note that the chiral extrapolation of χ at finite lattice spacing does not need to vanish, precisely because of the fact that the taste broken Goldstone bosons do not extrapolate to zero [33]. Hence we adopt the following combined chiral-continuum extrapolation at each N_f ,

$$\chi w_0^4 = C_0 m_\pi^2 f_\pi^2 w_0^4 + C_1 \frac{a^2}{w_0^2} + C_2 \frac{a^2}{w_0^2} (m_\pi^2 f_\pi^2 w_0^4), \quad (4.2)$$

where the fit parameters are C_0, C_1 and C_2 . The continuum expectation (4.1) is then $C_0 = 1/(2N_f)$. In figure 2 (right) we plot the ratio $2N_f \chi / (m_\pi^2 f_\pi^2)$ for each N_f which ought to be consistent with the constant 1 in the chiral continuum limit. At each β we also fit a^2/w_0^2 as a linear function of $m_\pi^2 f_\pi^2 w_0^4$ and then using the fitted $C_{0,1,2}$ coefficients together with (4.2) we also show the resulting mass dependence at each β by the solid lines in order to get a sense of the size of cut-off effects. The extrapolated $2N_f C_0$ coefficient is shown by the black bands, these are 0.67(24), 0.65(33), 0.59(28), 0.60(29) and 1.51(36) for $N_f = 2, 3, 4, 5, 6$, respectively. We find that for all N_f there is agreement with 1 within at most 1.5σ , which is even though not perfect, certainly better than expected since we only fit the leading order expression. All χ^2/dof (with $dof = 13$) of the extrapolations are below unity.

4.2 The m_ϱ/f_π ratio

Having quantitative confirmation that taste breaking effects scale to zero as $O(a^2)$ as expected we turn to the main object of our study, the m_ϱ/f_π ratio. In order to estimate the systematic error coming from the chiral-continuum extrapolation we have performed two types of fits.

In the first one, at each N_f the decay constant and the ϱ mass are extrapolated separately to the chiral-continuum limit in w_0 units. Concretely, the extrapolation is via

$$X w_0 = C_0 + C_1 m_\pi^2 w_0^2 + C_2 \frac{a^2}{w_0^2} + C_3 \frac{a^2}{w_0^2} m_\pi^2 w_0^2 \quad (4.3)$$

where X is either m_ϱ or f_π and there are four fit parameters $C_{0,1,2,3}$ hence $dof = 12$ for each N_f . In this procedure we obtain $f_\pi w_0$ and $m_\varrho w_0$ in the chiral-continuum limit at each N_f and the results are given in table 1 together with the χ^2/dof values. The extrapolations are shown in figure 3 where the chiral-continuum final results are shown in black together with the measured data. The solid lines corresponding to each bare β were obtained by fitting the scale a^2/w_0^2 as a linear function of $m_\pi^2 w_0^2$ together with equation (4.3). Clearly cut-off effects are small which is due to our choice of discretization and the choice of w_0 to set the scale.

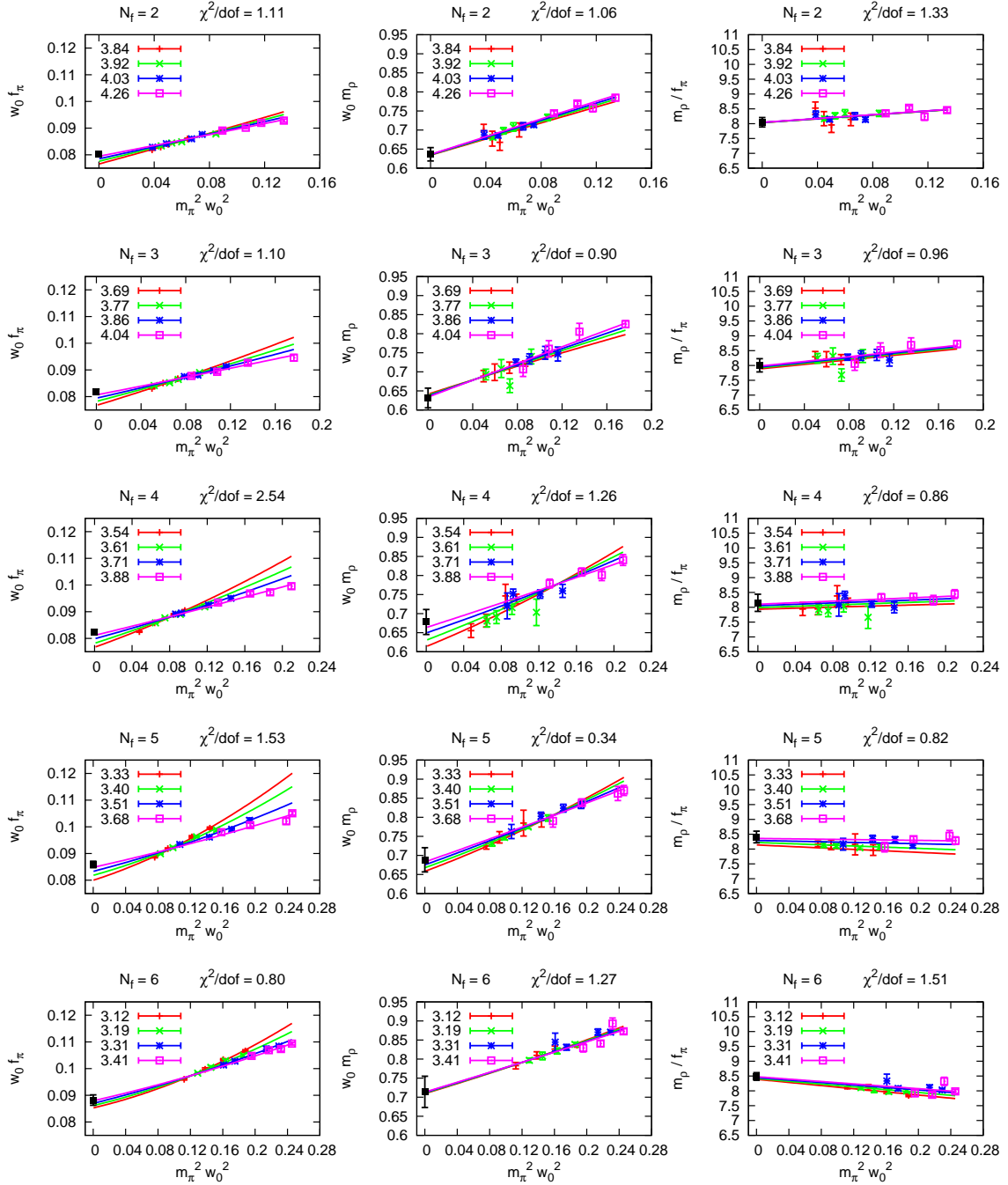


Figure 3. Chiral-continuum extrapolation of $f_\pi w_0$, $m_\rho w_0$ (left two columns) and directly the ratio m_ρ/f_π (right most column) for $N_f = 2, 3, 4, 5$ and 6 , from top to bottom, respectively. Equations (4.3) and (4.4) are used and the resulting χ^2/dof is shown at the top of each plot. The various colors correspond to different lattice spacings (i.e. different bare β) and were obtained by interpolations of a^2/w_0^2 as a linear function of $m_\pi^2 w_0^2$ together with equations (4.3) and (4.4); see text for more details.

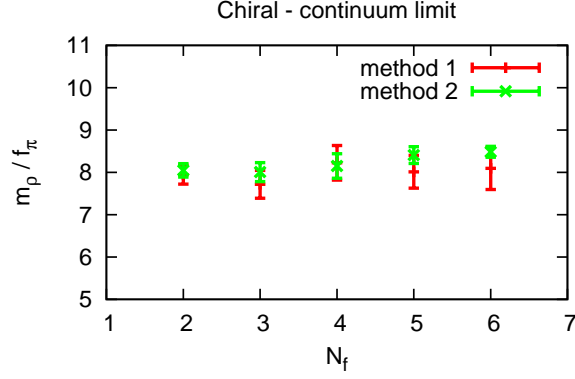


Figure 4. Our final results for the ratio m_ρ/f_π in the chiral-continuum limit for each N_f . Two procedures are used for the chiral-continuum extrapolation in order to assess systematic errors; the two agrees within errors. Method one is our final result and method two serves as a cross-check or confirmation.

N_f	$f_\pi w_0$	$m_\rho w_0$	m_ρ/f_π
2	0.0801(5)	0.64(2)	7.9(2)
3	0.082(1)	0.63(3)	7.7(3)
4	0.0824(9)	0.68(3)	8.2(4)
5	0.086(1)	0.69(3)	8.0(4)
6	0.088(2)	0.71(4)	8.1(5)

Table 1. Continuum results for each N_f in the chiral limit.

In the second procedure the ratio is fitted directly via

$$\frac{m_\rho}{f_\pi} = C_0 + C_1 m_\pi^2 w_0^2 + C_2 \frac{a^2}{w_0^2} \quad (4.4)$$

where now we have three fit parameters $C_{0,1,2}$ hence $dof = 13$ for all N_f . The results are shown again in figure 3. Clearly, both cut-off and mass effects are remarkably small for the ratio although the mass-dependence of both $m_\rho w_0$ and $f_\pi w_0$ are much larger in comparison.

The above two procedures give compatible results for m_ρ/f_π within errors, the final results are shown in figure 4. The final errors are dominated by the errors on m_ρ , the errors on f_π are negligible in comparison. We take the results from the first procedure as our final continuum results and use the second procedure, with its much smaller error, as confirmation or cross-check.

Our main conclusion can be drawn from figure 4; the N_f -dependence of the ratio m_ρ/f_π is remarkably small. We may even fit the results to a constant and obtain acceptable statistical fits. Using the first procedure one obtains $m_\rho/f_\pi = 7.95(15)$ whereas the second

procedure leads to $m_\rho/f_\pi = 8.28(8)$, with $\chi^2/dof = 0.26$ and 1.69 , respectively. The agreement is within 2σ .

This largely N_f -independent behavior is consistent with the observation that at each N_f the mass-dependence of the ratio is also very small. In addition note that free fermions have $m_\rho = 2m$ as is the case for any meson and also $f_\pi = \sqrt{12}m$ [13], leading to a very small ratio $m_\rho/f_\pi = 1/\sqrt{3}$. This result in the free theory can be thought of as the relevant ratio at $N_f = 33/2$ at the upper end of the conformal window. Hence we conclude that well below the conformal window, $2 \leq N_f \leq 6$ the ratio is relatively stable at around ~ 8.0 and somewhere in the range $7 \leq N_f \leq 16.5$ it drops an order of magnitude to ~ 0.6 . The extension of our work to this remaining range $7 \leq N_f \leq 16.5$ is left for future work and we believe that once it is completed it may serve as valuable insight into the appearance of the conformal window, presumably at around $N_f \sim 13$. Note that inside the conformal window the chiral limit of the ratio m_ρ/f_π is understood similarly to the free theory; both the numerator and the denominator is finite at finite fermion mass with a well-defined ratio in the chiral limit.

5 Conclusion and outlook

In this work we have determined the m_ρ/f_π ratio in the chiral-continuum limit of $SU(3)$ gauge theory coupled to $N_f = 2, 3, 4, 5, 6$ fermions in the fundamental representation in such a way that all systematic errors are fully controlled. A remarkable N_f -independence is observed with $m_\rho/f_\pi = 7.95(15)$ while several quantities do show non-trivial N_f -dependence. The motivation for our study was that in a large class of strongly interacting extensions of the Standard Model the experimentally most easily accessible new composite particle is the vector resonance. The scale in these models is set by $f_\pi = 246 \text{ GeV}$ hence we are led to conclude that as long as the gauge group is chosen to be $SU(3)$ the first resonance ought to be at around $\sim 2 \text{ TeV}$ independent of the specific fermion content of the theory.

Our result is not only a robust prediction for the mass of the vector resonance but also a host of other related quantities. The KSRF-relations [11, 12] establish relationships among the vector mass, its width Γ_ρ and decay constant f_ρ and the $\rho\pi\pi$ coupling $g_{\rho\pi\pi}$. Specifically,

$$g_{\rho\pi\pi} = \frac{m_\rho}{f_\rho} = \sqrt{48\pi \frac{\Gamma_\rho}{m_\rho}} = \frac{1}{\sqrt{2}} \frac{m_\rho}{f_\pi}. \quad (5.1)$$

The assumptions underlying the KSRF-relations are the applicability of leading order chiral perturbation theory, vector meson dominance and vector meson universality¹. The last two conditions completely determine the way the vector resonance ought to appear in the chiral Lagrangian and simple leading order calculations lead to the above relations; see [34] for a review. These relations are surprisingly accurate in QCD and it is expected that they become even more accurate closer to the chiral limit. Hence our result for an approximately

¹ It is worthwhile to point out that even though in QCD the KSRF-relations are only approximate at best in supersymmetric QCD they have actually been rigorously derived [35].

N_f -independent ratio m_ϱ/f_π leads to similar results for the coupling $g_{\varrho\pi\pi}$ and the ϱ width and decay constant in m_ϱ units. In a strong dynamics inspired composite Higgs scenario this means $\Gamma_\varrho \sim 410 \text{ GeV}$, $f_\varrho \sim 348 \text{ GeV}$ and $g_{\varrho\pi\pi} \sim 5.62$, independently of the details of the fermion content as long as $SU(3)$ is the gauge group. These additional results are especially useful because a direct lattice calculation of $g_{\varrho\pi\pi}$ or Γ_ϱ is very challenging.

Note that the KSRF-relations merely relate m_ϱ/f_π to other quantities in the given theory at fixed N_f . Hence even if the validity of the KSRF-relations is accepted it is not at all clear why this particular ratio is insensitive to N_f and it would be welcome to derive it at least approximately from first principles.

The above is especially true since the change in the detailed dynamics of gauge theory as N_f is varied is highly non-trivial. As N_f grows, the number of massless particles increases, the running of the renormalized coupling slows down, the S -parameter increases but S/N_f decreases [36, 37], the topological susceptibility decreases in $m_\pi^2 f_\pi^2$ units, the mass of the O^{++} scalar in f_π units decreases [6, 9, 38–41], yet the vector meson related quantities stay roughly constant. It would be interesting to see how m_ϱ/f_π changes across the lower end of the conformal window, presumably close to $N_f \sim 13$ and how the free value $1/\sqrt{3}$ is reached at $N_f = 33/2$ at the upper end of the conformal window. For this investigation the starting point must be the extension of the result (3.4) to $N_f \geq 7$ because it is not at all guaranteed that (3.4) holds for flavor numbers beyond the range considered in this work.

It should be noted that lattice results indicate that m_ϱ/f_π is not completely universal, it does depend on the gauge group. Evidence comes from $SU(2)$ simulations with $N_f = 2, 4$ fundamental fermions. With $N_f = 2$ continuum results [42–44] are available in the chiral limit, $m_\varrho/f_\pi \sim 15$ while with $N_f = 4$ results at finite lattice spacing [45] indicate $m_\varrho/f_\pi > 10$. It would be worthwhile to obtain fully controlled continuum results with $SU(2)$ at $N_f = 2, 3, 4$ and perhaps $N_f = 5$ in order to see whether the N_f -independence below the conformal window we have seen for $SU(3)$ is also present with $SU(2)$ or not. In any case a larger m_ϱ/f_π ratio for $SU(2)$ relative to $SU(3)$ is in line with large- N scaling arguments since $m_\varrho \sim O(1)$ while $f_\pi \sim O(\sqrt{N})$; see [46, 47] and references therein.

Acknowledgements

DN would like to thank Zoltan Fodor, Sandor Katz and Steve Sharpe for insightful discussions. This work was supported by the NKFIH under the grant KKP-126769. Simulations were performed on the GPU clusters at Eotvos University in Budapest, Hungary. We would like to thank Kalman Szabo for code development.

References

- [1] Z. Fodor, K. Holland, J. Kuti, D. Nogradi and C. Schroeder, Phys. Lett. B **681**, 353 (2009) [arXiv:0907.4562 [hep-lat]].
- [2] X. Y. Jin and R. D. Mawhinney, PoS LAT **2009**, 049 (2009) [arXiv:0910.3216 [hep-lat]].
- [3] Y. Aoki *et al.* [LatKMI Collaboration], Phys. Rev. D **87**, no. 9, 094511 (2013) [arXiv:1302.6859 [hep-lat]].

- [4] X. Y. Jin and R. D. Mawhinney, arXiv:1304.0312 [hep-lat].
- [5] G. T. Fleming *et al.* [LSD Collaboration], arXiv:1312.5298 [hep-lat].
- [6] T. Appelquist *et al.*, Phys. Rev. D **93**, no. 11, 114514 (2016) [arXiv:1601.04027 [hep-lat]].
- [7] T. Appelquist *et al.* [Lattice Strong Dynamics Collaboration], Phys. Rev. D **99**, no. 1, 014509 (2019) [arXiv:1807.08411 [hep-lat]].
- [8] Z. Fodor, K. Holland, J. Kuti, D. Negradi, C. Schroeder and C. H. Wong, Phys. Lett. B **718**, 657 (2012) [arXiv:1209.0391 [hep-lat]].
- [9] Z. Fodor, K. Holland, J. Kuti, S. Mondal, D. Negradi and C. H. Wong, PoS LATTICE **2015**, 219 (2016) [arXiv:1605.08750 [hep-lat]].
- [10] Z. Fodor, K. Holland, J. Kuti, S. Mondal, D. Negradi and C. H. Wong, Phys. Rev. D **94**, no. 1, 014503 (2016) [arXiv:1601.03302 [hep-lat]].
- [11] K. Kawarabayashi and M. Suzuki, Phys. Rev. Lett. **16**, 255 (1966).
- [12] Riazuddin and Fayyazuddin, Phys. Rev. **147**, 1071 (1966).
- [13] K. Cichy, J. Gonzalez Lopez, K. Jansen, A. Kujawa and A. Shindler, Nucl. Phys. B **800**, 94 (2008) [arXiv:0802.3637 [hep-lat]].
- [14] C. Morningstar and M. J. Peardon, Phys. Rev. D **69**, 054501 (2004) [hep-lat/0311018].
- [15] S. Durr *et al.*, JHEP **1108**, 148 (2011) [arXiv:1011.2711 [hep-lat]].
- [16] Z. Fodor, K. Holland, J. Kuti, D. Negradi and C. H. Wong, JHEP **1211**, 007 (2012) [arXiv:1208.1051 [hep-lat]].
- [17] Z. Fodor, K. Holland, J. Kuti, S. Mondal, D. Negradi and C. H. Wong, JHEP **1506**, 019 (2015) [arXiv:1503.01132 [hep-lat]].
- [18] Z. Fodor, K. Holland, J. Kuti, S. Mondal, D. Negradi and C. H. Wong, JHEP **1509**, 039 (2015) [arXiv:1506.06599 [hep-lat]].
- [19] Z. Fodor, K. Holland, J. Kuti, D. Negradi and C. H. Wong, EPJ Web Conf. **175**, 08027 (2018) [arXiv:1711.04833 [hep-lat]].
- [20] S. Duane, A. D. Kennedy, B. J. Pendleton and D. Roweth, Phys. Lett. B **195**, 216 (1987).
- [21] M. A. Clark and A. D. Kennedy, Phys. Rev. Lett. **98**, 051601 (2007) [hep-lat/0608015].
- [22] J. C. Sexton and D. H. Weingarten, Nucl. Phys. B **380**, 665 (1992).
- [23] T. Takaishi and P. de Forcrand, Phys. Rev. E **73**, 036706 (2006) [hep-lat/0505020].
- [24] S. Borsanyi *et al.*, JHEP **1209**, 010 (2012) [arXiv:1203.4469 [hep-lat]].
- [25] Z. Fodor, K. Holland, J. Kuti, S. Mondal, D. Negradi and C. H. Wong, JHEP **1409**, 018 (2014) [arXiv:1406.0827 [hep-lat]].
- [26] M. Luscher, Nucl. Phys. B **354**, 531 (1991).
- [27] M. Luscher, Nucl. Phys. B **364**, 237 (1991).
- [28] J. Gasser and H. Leutwyler, Phys. Lett. B **184**, 83 (1987).
- [29] G. Colangelo, S. Durr and C. Haefeli, Nucl. Phys. B **721**, 136 (2005) [hep-lat/0503014].
- [30] J. Gasser and H. Leutwyler, Nucl. Phys. B **250**, 465 (1985).
- [31] H. Leutwyler and A. V. Smilga, Phys. Rev. D **46**, 5607 (1992).
- [32] M. Lüscher, JHEP **1008**, 071 (2010) Erratum: [JHEP **1403**, 092 (2014)] [arXiv:1006.4518 [hep-lat]].
- [33] B. Billeter, C. E. Detar and J. Osborn, Phys. Rev. D **70**, 077502 (2004) [hep-lat/0406032].

- [34] M. Bando, T. Kugo and K. Yamawaki, Phys. Rept. **164**, 217 (1988).
- [35] Z. Komargodski, JHEP **1102**, 019 (2011) [arXiv:1010.4105 [hep-th]].
- [36] T. Appelquist *et al.* [LSD Collaboration], Phys. Rev. Lett. **106**, 231601 (2011) [arXiv:1009.5967 [hep-ph]].
- [37] T. Appelquist *et al.* [LSD Collaboration], Phys. Rev. D **90**, no. 11, 114502 (2014) [arXiv:1405.4752 [hep-lat]].
- [38] Y. Aoki *et al.* [LatKMI Collaboration], Phys. Rev. Lett. **111**, no. 16, 162001 (2013) [arXiv:1305.6006 [hep-lat]].
- [39] Y. Aoki *et al.* [LatKMI Collaboration], Phys. Rev. D **89**, 111502 (2014) [arXiv:1403.5000 [hep-lat]].
- [40] E. Rinaldi [LSD Collaboration], Int. J. Mod. Phys. A **32**, no. 35, 1747002 (2017) [arXiv:1510.06771 [hep-lat]].
- [41] Y. Aoki *et al.* [LatKMI Collaboration], Phys. Rev. D **96**, no. 1, 014508 (2017) [arXiv:1610.07011 [hep-lat]].
- [42] R. Lewis, C. Pica and F. Sannino, Phys. Rev. D **85**, 014504 (2012) [arXiv:1109.3513 [hep-ph]].
- [43] R. Arthur, V. Drach, M. Hansen, A. Hietanen, C. Pica and F. Sannino, Phys. Rev. D **94**, no. 9, 094507 (2016) [arXiv:1602.06559 [hep-lat]].
- [44] V. Drach, T. Janowski and C. Pica, EPJ Web Conf. **175**, 08020 (2018) [arXiv:1710.07218 [hep-lat]].
- [45] A. Amato, V. Leino, K. Rummukainen, K. Tuominen and S. Thinen, arXiv:1806.07154 [hep-lat].
- [46] G. S. Bali, F. Bursa, L. Castagnini, S. Collins, L. Del Debbio, B. Lucini and M. Panero, JHEP **1306**, 071 (2013) [arXiv:1304.4437 [hep-lat]].
- [47] T. DeGrand and Y. Liu, Phys. Rev. D **94**, no. 3, 034506 (2016) Erratum: [Phys. Rev. D **95**, no. 1, 019902 (2017)] [arXiv:1606.01277 [hep-lat]].

6 Data tables

N_f	β	m	L/a	am_π	af_π
2	3.92	0.0075	16	0.1650(8)	0.0565(5)
			20	0.1589(4)	0.0602(3)
			24	0.1577(4)	0.0611(2)
			28	0.1563(2)	0.0613(2)
			∞	0.1560(3) 1.11	0.0616(2) 0.48
3	3.77	0.0110	16	0.199(1)	0.0577(4)
			20	0.1929(7)	0.0603(4)
			24	0.1916(8)	0.0612(2)
			28	0.1904(4)	0.0612(2)
			∞	0.1902(4) 0.28	0.0613(2) 0.24
4	3.61	0.0088	16	0.190(1)	0.0482(6)
			20	0.1779(6)	0.0535(2)
			24	0.1748(5)	0.0558(2)
			28	0.1743(3)	0.0559(1)
			∞	0.1734(3) 0.97	0.0563(2) 2.62
5	3.40	0.0085	16	0.202(2)	0.0460(8)
			20	0.185(1)	0.0518(3)
			24	0.1807(9)	0.0543(3)
			28	0.1797(3)	0.0543(2)
			∞	0.1788(6) 0.15	0.0548(2) 2.04
6	3.31	0.0080	20	0.192(5)	0.030(1)
			24	0.163(2)	0.0372(5)
			28	0.1591(5)	0.0392(3)
			32	0.1577(8)	0.0396(2)
			∞	0.155(1) 2.87	0.0403(3) 0.87

Table 2. Volume dependence of m_π and f_π . The infinite volume extrapolated result is also shown together with the χ^2/dof of the extrapolations; $dof = 2$.

N_f	β	m	L/a	am_π	af_π	am_ρ	w_0/a	$10^4 a^4 \chi$
2	3.84	0.0130	24	0.2221(1)	0.1066(3)	0.61(2)	1.140(1)	1.5(3)
		0.0100	24	0.1957(2)	0.1037(2)	0.58(2)	1.144(1)	1.3(2)
		0.0088	24	0.1839(2)	0.1020(2)	0.59(2)	1.1493(6)	1.5(2)
		0.0075	24	0.1704(2)	0.1006(2)	0.61(1)	1.151(1)	1.4(2)
	3.92	0.0147	20	0.2177(6)	0.0929(3)	0.548(6)	1.337(3)	0.7(1)
		0.0100	24	0.1812(3)	0.0889(2)	0.524(8)	1.351(2)	0.47(6)
		0.0088	24	0.1701(2)	0.0885(2)	0.517(6)	1.350(2)	0.53(7)
		0.0075	28	0.1563(2)	0.0867(2)	0.501(4)	1.360(1)	0.60(6)
	4.03	0.0100	28	0.1624(4)	0.0737(3)	0.424(4)	1.683(2)	0.24(4)
		0.0088	28	0.1533(4)	0.0720(4)	0.420(6)	1.689(3)	0.16(3)
		0.0062	32	0.1300(9)	0.0700(1)	0.403(3)	1.700(2)	0.21(4)
		0.0050	32	0.1153(3)	0.0686(2)	0.402(6)	1.708(2)	0.21(3)
	4.26	0.0115	28	0.1465(8)	0.0526(3)	0.314(3)	2.50(1)	0.04(1)
		0.0100	32	0.1367(5)	0.0519(4)	0.302(4)	2.508(7)	0.043(9)
		0.0088	32	0.1279(4)	0.0500(2)	0.302(2)	2.550(7)	0.034(5)
		0.0075	36	0.1173(4)	0.0494(4)	0.292(2)	2.55(1)	0.05(1)
3	3.69	0.0158	20	0.2509(5)	0.1061(3)	0.614(6)	1.175(2)	1.2(2)
		0.0130	20	0.2271(4)	0.1032(2)	0.60(1)	1.189(2)	1.4(2)
		0.0105	24	0.2036(3)	0.1002(3)	0.58(2)	1.200(1)	1.1(1)
		0.0085	24	0.1849(4)	0.0974(2)	0.57(1)	1.206(1)	1.0(1)
	3.77	0.0140	24	0.2168(3)	0.0898(2)	0.53(1)	1.402(2)	0.65(6)
		0.0110	24	0.1916(8)	0.0865(3)	0.47(1)	1.413(2)	0.54(8)
		0.0095	24	0.1786(5)	0.0840(3)	0.49(2)	1.434(2)	0.55(7)
		0.0075	28	0.1584(2)	0.0828(2)	0.48(1)	1.436(2)	0.35(6)
	3.86	0.0145	24	0.2012(6)	0.0762(4)	0.44(1)	1.694(5)	0.22(4)
		0.0130	24	0.1906(4)	0.0747(3)	0.44(1)	1.698(6)	0.23(3)
		0.0110	24	0.1750(7)	0.0723(4)	0.426(8)	1.722(5)	0.18(3)
		0.0095	28	0.1620(2)	0.0715(2)	0.418(5)	1.732(4)	0.22(5)
	4.04	0.0150	24	0.177(1)	0.0562(6)	0.347(3)	2.38(2)	0.07(2)
		0.0111	28	0.1509(6)	0.0537(4)	0.330(9)	2.44(1)	0.07(1)
		0.0085	32	0.1314(7)	0.0505(3)	0.304(8)	2.50(1)	0.05(1)
		0.0067	36	0.1168(5)	0.0497(3)	0.283(8)	2.498(8)	0.022(5)
4	3.54	0.0140	20	0.2378(5)	0.0981(3)	0.566(9)	1.304(3)	0.8(1)
		0.0120	24	0.2198(4)	0.0952(2)	0.56(2)	1.323(2)	0.8(1)
		0.0088	28	0.1882(3)	0.0903(2)	0.51(1)	1.344(2)	0.8(1)
		0.0062	32	0.1589(2)	0.0849(2)	0.48(1)	1.375(2)	0.6(1)
	3.61	0.0146	20	0.2269(7)	0.0860(3)	0.47(2)	1.511(5)	0.51(7)
		0.0110	24	0.1955(5)	0.0814(3)	0.46(1)	1.546(5)	0.28(5)
		0.0088	28	0.1743(3)	0.0790(2)	0.44(1)	1.570(2)	0.41(3)
		0.0075	32	0.1609(1)	0.0767(1)	0.43(1)	1.583(2)	0.34(4)
	3.71	0.0151	24	0.2062(7)	0.0727(4)	0.411(9)	1.849(9)	0.22(3)
		0.0121	28	0.1846(4)	0.0693(3)	0.398(6)	1.888(7)	0.16(4)
		0.0088	32	0.1572(3)	0.0654(2)	0.388(7)	1.936(5)	0.13(2)
		0.0080	32	0.1490(3)	0.0639(2)	0.37(2)	1.972(6)	0.12(2)
	3.88	0.0150	28	0.1774(7)	0.0546(5)	0.326(5)	2.58(2)	0.06(1)
		0.0130	28	0.163(1)	0.0520(5)	0.303(5)	2.65(2)	0.032(6)
		0.0110	32	0.1501(6)	0.0505(3)	0.298(4)	2.71(1)	0.022(3)
		0.0088	36	0.1324(8)	0.0483(2)	0.284(4)	2.74(1)	0.030(4)

Table 3. Data for $N_f = 2, 3, 4$.

N_f	β	m	L/a	am_π	af_π	am_ρ	w_0/a	$10^4 a^4 \chi$
5	3.33	0.0190	20	0.2888(4)	0.1070(4)	0.60(1)	1.314(3)	1.3(3)
		0.0148	20	0.2553(4)	0.0995(4)	0.57(2)	1.367(5)	0.9(1)
		0.0105	24	0.2144(3)	0.0917(2)	0.53(1)	1.416(3)	0.8(1)
		0.0081	28	0.1894(2)	0.0861(2)	0.498(6)	1.456(2)	0.67(7)
	3.40	0.0168	20	0.2555(5)	0.0915(4)	0.522(5)	1.527(4)	0.7(1)
		0.0131	24	0.2242(5)	0.0855(2)	0.486(2)	1.594(4)	0.42(7)
		0.0093	28	0.1884(5)	0.0783(4)	0.449(4)	1.665(4)	0.43(6)
		0.0075	32	0.1690(3)	0.0746(2)	0.430(5)	1.704(3)	0.39(9)
	3.51	0.0174	24	0.2337(8)	0.0771(5)	0.443(4)	1.88(1)	0.18(2)
		0.0142	24	0.2104(7)	0.0713(3)	0.419(5)	1.966(9)	0.21(4)
		0.0110	28	0.1845(4)	0.0662(4)	0.391(5)	2.053(7)	0.14(2)
		0.0079	32	0.1545(3)	0.0624(2)	0.360(9)	2.117(7)	0.13(3)
	3.68	0.0153	28	0.1874(6)	0.0562(3)	0.329(5)	2.65(1)	0.06(2)
		0.0135	28	0.1770(9)	0.0523(4)	0.313(6)	2.76(2)	0.028(4)
		0.0104	32	0.155(1)	0.0500(3)	0.294(3)	2.85(2)	0.034(6)
		0.0082	36	0.1347(8)	0.0469(3)	0.268(5)	2.95(2)	0.023(4)
6	3.12	0.0192	20	0.2947(5)	0.1025(3)	0.569(3)	1.471(5)	0.6(1)
		0.0150	24	0.2590(3)	0.0945(2)	0.534(5)	1.547(4)	0.9(1)
		0.0117	24	0.2283(4)	0.0866(4)	0.497(6)	1.628(6)	0.6(1)
		0.0086	28	0.1960(3)	0.07939(7)	0.458(5)	1.710(5)	0.51(8)
	3.19	0.0150	24	0.2442(6)	0.0842(3)	0.476(3)	1.763(6)	0.42(5)
		0.0120	28	0.2171(3)	0.0783(3)	0.441(4)	1.861(7)	0.30(6)
		0.0100	28	0.1981(4)	0.0739(3)	0.420(5)	1.924(6)	0.29(4)
		0.0085	32	0.1824(3)	0.0706(1)	0.405(3)	1.969(5)	0.31(5)
	3.31	0.0150	28	0.2187(8)	0.0701(2)	0.398(2)	2.190(8)	0.19(3)
		0.0125	28	0.203(1)	0.0667(5)	0.382(3)	2.28(1)	0.12(2)
		0.0095	32	0.1731(2)	0.0602(2)	0.344(3)	2.42(1)	0.14(2)
		0.0085	36	0.1636(3)	0.0584(1)	0.34(1)	2.452(7)	0.11(2)
	3.41	0.0130	32	0.1860(5)	0.0581(2)	0.328(2)	2.663(9)	0.056(7)
		0.0112	32	0.1719(6)	0.0542(3)	0.319(5)	2.80(1)	0.042(5)
		0.0100	36	0.1618(3)	0.0525(2)	0.292(3)	2.880(9)	0.05(1)
		0.0089	36	0.1513(5)	0.0507(3)	0.284(3)	2.92(1)	0.045(9)

Table 4. Data for $N_f = 5, 6$.