

Cost-Effective Hybrid Satellite-Terrestrial Networks: Optimal Beamforming with Nonlinear PA and Imperfect CSIT

Chengxiao Liu, Wei Feng, *Senior Member, IEEE*, Yunfei Chen, *Senior Member, IEEE*,
Cheng-Xiang Wang, *Fellow, IEEE*, and Ning Ge, *Member, IEEE*

Abstract—In hybrid satellite-terrestrial networks (HSTNs), spectrum sharing is crucial to alleviate the “spectrum scarcity” problem. Therein, the transmit beams should be carefully designed to mitigate the inter-satellite-terrestrial interference. Different from previous studies, this work considers the impact of both nonlinear power amplifier (PA) and imperfect channel state information at the transmitter (CSIT) on beamforming. These phenomena are usually inevitable in a cost-effective practical HSTN. Based on the Saleh model of PA nonlinearity and the large-scale multi-beam satellite channel parameters, we formulate a beamforming optimization problem to maximize the achievable rate of the satellite system while ensuring that the inter-satellite-terrestrial interference is below a given threshold. The optimal amplitude and phase of desired beams are derived in a decoupled manner. Simulation results demonstrate the superiority of the proposed beamforming scheme.

Index Terms—Hybrid satellite-terrestrial network, spectrum sharing, nonlinear power amplifier, large-scale channel state information, beamforming.

I. INTRODUCTION

Nowadays, spectrum sharing in hybrid satellite-terrestrial networks (HSTNs) is attracting more and more research interests. The spectrum sharing technique can not only alleviate the “spectrum scarcity” problem, but also provide an opportunity for coordinated system design [1]–[3]. Under the spectrum sharing regime, inter-satellite-terrestrial interference is inevitable, which usually leads to considerable performance degradation [4], [5]. Towards this end, beamforming schemes should be tailored for hybrid satellite-terrestrial scenarios [6], instead of using traditional ones designed for satellite or terrestrial only.

Khan *et al.* proposed a semi-adaptive beamforming scheme for HSTNs in [7]. Sharma *et al.* further considered a 3D

This work was supported in part by the Beijing Natural Science Foundation (Grant No. L172041), in part by the National Natural Science Foundation of China (Grant No. 61771286, 61701457, 91638205), in part by the Fundamental Research Funds for the Central Universities (Grant No. 2242019R30001), in part by the EU H2020 RISE TESTBED project (Grant No. 734325), and in part by the Beijing Innovation Center for Future Chip.

C. Liu, W. Feng (corresponding author) and N. Ge are with the Beijing National Research Center for Information Science and Technology, Tsinghua University, Beijing 100084, China. W. Feng is also with the Peng Cheng Laboratory, Shenzhen 518000, China. (email: lcx17@mails.tsinghua.edu.cn, fengwei@tsinghua.edu.cn, gening@tsinghua.edu.cn).

C.-X. Wang is with the National Mobile Communications Research Laboratory, School of Information Science and Engineering, Southeast University, Nanjing 210096, China, and also with Purple Mountain Laboratories, Nanjing 211111, China. (e-mail: chxwang@seu.edu.cn).

Y. Chen is with the School of Engineering, University of Warwick, Coventry CV4 7AL, U.K. (e-mail: Yunfei.Chen@warwick.ac.uk).

beamforming approach in [8]. The hybrid analog-digital transmit beamforming was further presented in [9]. These insightful studies have shown the great potential of beamforming for inter-satellite-terrestrial coordination. However, some non-ideal factors were not appropriately considered. In practical HSTNs, the nonlinearity of radio-frequency (RF) power amplifiers (PA) and the imperfect acquisition of channel state information at the transmitter (CSIT) are usually inevitable. These non-ideal factors may significantly affect the performance of HSTNs.

PA nonlinearity often exists in practical systems [10], [11]. Digital pre-distortion (DPD) modules are widely used to mitigate it [12], [13]. However, both energy consumption and hardware cost are limited for practically cost-effective HSTNs, thus, in some cases, PA nonlinearity cannot be fully mitigated. The authors in [14] proposed a joint nonlinear precoding and PA nonlinearity cancellation method for satellite communication systems. In [15], a beamforming method was re-designed under the generic nonlinear power constraints for satellite-only systems. Due to the coupling interference between satellites and terrestrial systems, these results can not be directly implemented in HSTNs.

CSIT is another important issue for beamforming design. In [7]–[9], perfect CSIT was assumed. Generally, information exchange between satellites and terrestrial systems requires extra latency and communication resources, thus it is difficult to perform channel estimation in an indiscriminate way for both systems [16]. In this case, the CSIT regarding to the terrestrial user terminals (UTs) cannot be perfectly acquired by the satellite. In [17], a novel power allocation scheme was proposed by considering Gaussian CSIT estimation errors. In our previous work [18], we have used the slowly-varying large-scale CSIT only for resource allocations. Note that the large-scale CSIT is location dependent and can be obtained with a quite low cost. Nevertheless, the impact of large-scale CSIT on beamforming remains unknown to the best of our knowledge.

In this paper, we design a new beamforming scheme for cost-effective HSTNs considering the impact of both PA nonlinearity and large-scale CSIT. We formulate an optimization problem using the Saleh model of PA nonlinearity and the large-scale multi-beam satellite channel parameters. The problem is non-convex. We solve it using feasible region reduction and variable substitution. An optimal solution is derived and evaluated by simulations.

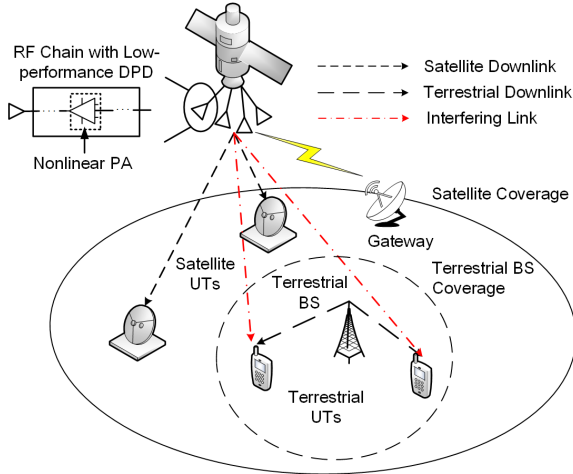


Fig. 1. Illustration of a cost-effective HSTN.

II. SYSTEM MODEL

As shown in Fig. 1, we consider a cost-effective HSTN with nonlinear PA and imperfect CSIT. A number of physical recourse blocks (PRBs) can be shared between the satellite and the terrestrial system. As different PRBs are orthogonal to each other, we focus on a single PRB, in which the satellite serves its corresponding UT and the terrestrial base station (BS) serves the terrestrial UT. Accordingly, there are two interfering links. As shown in Fig. 1, one exists between the satellite and the terrestrial UT, the other exists between the terrestrial BS and the satellite UT. Due to the limited coverage of terrestrial BSs, the latter can be ignored [9].

Without loss of generality, we assume that both the satellite UT and the terrestrial UT are equipped with a single antenna, and the satellite is equipped with M antennas. After beamforming, all the transmitted signals from these M antennas can be aligned for better energy efficiency. We denote the transmit symbol as $x = e^{j\theta_0}$. Then, with a beamforming vector \mathbf{w} , the signal vector after beamforming can be expressed as

$$\hat{\mathbf{x}} = \mathbf{w}x. \quad (1)$$

Denoting \odot as the Hadamard product of two vectors, we have

$$\mathbf{w} = \mathbf{r} \odot e^{j\theta} \quad (2)$$

where $\mathbf{r} = (r_1, \dots, r_M)^T$ and $\theta = (\theta_1, \dots, \theta_M)^T$. The signal vector after beamforming, i.e., $\hat{\mathbf{x}}$, will be further amplified via the PA, the nonlinearity of which is modeled using the classic Saleh model [10], [11]. Assuming different parameters of the Saleh model for different RF chains, we derive the output signal of PAs as

$$\mathbf{z}(\mathbf{r}, \theta) = [z_1(r_1, \theta_1), \dots, z_M(r_M, \theta_M)]^T \quad (3)$$

$$z_i(r_i, \theta_i) = \frac{\alpha_i r_i}{1 + \beta_i r_i^2} e^{j\left(\theta_0 + \theta_i + \frac{\alpha_{\phi_i} r_i^2}{1 + \beta_{\phi_i} r_i^2}\right)}, i = 1 \sim M \quad (4)$$

where $\alpha_i, \beta_i, \alpha_{\phi_i}, \beta_{\phi_i}$ are parameters of the Saleh model.

We consider a composite multi-beam satellite channel model, which has been widely used in satellite systems [15], due to its advantages in characterizing the rain-fading effect

and the multi-beam gain. We denote the channel between satellite and its UT as $\mathbf{h}_{(s \rightarrow s)}$, which can be expressed as

$$\mathbf{h}_{(s \rightarrow s)} = \sqrt{g_s} \xi_s^{\frac{1}{2}} e^{-j\phi_s} \mathbf{1}_M \odot \mathbf{b}_s^{\frac{1}{2}}. \quad (5)$$

In (5), g_s represents the free space path loss, ξ_s is the power attenuation of the rain effect, ϕ_s denotes a uniformly distributed phase of the antenna feeds, $\mathbf{1}_M$ is an M -dimensional all-one vector, and \mathbf{b}_s is the beam gain. Similarly, we have the interfering link between satellite and the terrestrial UT as

$$\mathbf{h}_{(s \rightarrow t)} = \sqrt{g_t} \xi_t^{\frac{1}{2}} e^{-j\phi_t} \mathbf{1}_M \odot \mathbf{b}_t^{\frac{1}{2}}. \quad (6)$$

According to [15], g_s, g_t, \mathbf{b}_s , and \mathbf{b}_t vary with the location of UT, which will remain constant on the order of seconds. ξ_s and ξ_t vary with the atmospheric environment, which will remain constant on the order of minutes. In contrast, ϕ_s and ϕ_t vary much faster than the aforementioned parameters. We denote $g_s, g_t, \xi_s, \xi_t, \mathbf{b}_s$, and \mathbf{b}_t as large-scale parameters. Then, the large-scale channel gain vector can be derived as

$$\mathbf{l}_{(s \rightarrow s)} = \sqrt{g_s} \xi_s^{\frac{1}{2}} \mathbf{b}_s^{\frac{1}{2}} \quad (7)$$

$$\mathbf{l}_{(s \rightarrow t)} = \sqrt{g_t} \xi_t^{\frac{1}{2}} \mathbf{b}_t^{\frac{1}{2}}. \quad (8)$$

We denote ϕ_s and ϕ_t as small-scale parameters. In practice, we assume that only the slowly-varying large-scale CSIT is known for beamforming optimization.

III. BEAMFORMING OPTIMIZATION

Based on the Saleh model and the composite satellite channel model described above, the received signal at the satellite UT can be expressed as

$$y_s = \mathbf{h}_{(s \rightarrow s)}^H \mathbf{z}(\mathbf{r}, \theta) + n \quad (9)$$

where $n \sim \mathcal{N}(0, \sigma^2)$ is the additive white Gaussian noise. Then, the achievable rate of the satellite system can be calculated as

$$\begin{aligned} R(\mathbf{r}, \theta) &= \mathbf{E}_{\phi_s} \log_2 \left(1 + \frac{|\mathbf{h}_{(s \rightarrow s)}^H \mathbf{z}(\mathbf{r}, \theta)|^2}{\sigma^2} \right) \\ &= \log_2 \left(1 + \frac{|\mathbf{l}_{(s \rightarrow s)}^T \mathbf{z}(\mathbf{r}, \theta)|^2}{\sigma^2} \right) \end{aligned} \quad (10)$$

where \mathbf{E}_{ϕ_s} denotes the expectation with respect to the unknown small-scale channel parameters.

To guarantee the inter-satellite-terrestrial interference below a given threshold ϵ , we have

$$\mathbf{E}_{\phi_t} \left\{ |\mathbf{h}_{(s \rightarrow t)}^H \mathbf{z}(\mathbf{r}, \theta)|^2 \right\} \leq (\mathbf{l}_{(s \rightarrow t)}^T \bar{\mathbf{z}}(\mathbf{r}))^2 \leq \epsilon \quad (11)$$

where

$$\bar{\mathbf{z}}(\mathbf{r}) = \left(\frac{\alpha_1 r_1}{1 + \beta_1 r_1^2}, \dots, \frac{\alpha_M r_M}{1 + \beta_M r_M^2} \right)^T. \quad (12)$$

We aim to maximize the achievable rate of the satellite system while guaranteeing the inter-satellite-terrestrial interference below a given threshold. The following beamforming optimization problem is formulated

$$\max_{\mathbf{r}, \boldsymbol{\theta}} \log_2 \left(1 + \frac{|\mathbf{1}_{(s \rightarrow s)}^T \mathbf{z}(\mathbf{r}, \boldsymbol{\theta})|^2}{\sigma^2} \right) \quad (13a)$$

$$s.t. \quad (\mathbf{1}_{(s \rightarrow t)}^T \bar{\mathbf{z}}(\mathbf{r}))^2 \leq \epsilon \quad (13b)$$

$$\sum_{i=1}^M r_i^2 \leq P \quad (13c)$$

$$r_i \geq 0, i = 1 \sim M, \quad (13d)$$

where (13c) denotes the power constraint of the input signal of PAs. It is easy to prove that this problem is not convex, due to the non-convexity of $\mathbf{z}(\mathbf{r}, \boldsymbol{\theta})$ [19]. We give the following proposition to uncover the property of the formulated problem.

Proposition 1: There exists one optimal solution $(\mathbf{r}^*, \boldsymbol{\theta}^*)$ to the problem shown in (13) that satisfies:

$$r_i^* \leq \sqrt{\frac{1}{\beta_i}}, i = 1 \sim M \quad (14)$$

$$\boldsymbol{\theta}^* = -\theta_0 \mathbf{1}_M - \left(\frac{\alpha_{\phi_1} r_1^{*2}}{1 + \beta_{\phi_1} r_1^{*2}}, \dots, \frac{\alpha_{\phi_M} r_M^{*2}}{1 + \beta_{\phi_M} r_M^{*2}} \right)^T. \quad (15)$$

Proof: If $(\mathbf{r}^*, \boldsymbol{\theta}^*)$ is an optimal solution to the problem, then, it is easy to check that $(\mathbf{r}^*, \boldsymbol{\theta}^* + \phi \mathbf{1}_M)$ is also an optimal solution with an arbitrarily given ϕ . Thus, the problem has not only one optimal solution. Note that all the constraints in (13) have no relationship with $\boldsymbol{\theta}$, and $\boldsymbol{\theta}^*$ aligns all the signals, which can achieve the maximum R . Thus, given \mathbf{r}^* , there must exist one optimal solution that satisfies (15).

If there is no one optimal solution that satisfies (14), taking $(\mathbf{r}^*, \boldsymbol{\theta}^*)$ as an example, there exists some $1 \leq k \leq M$ that satisfies

$$r_k^* > \sqrt{\frac{1}{\beta_k}}. \quad (16)$$

We define

$$\gamma_k = \frac{\alpha_k r_k^*}{1 + \beta_k (r_k^*)^2} \quad (17)$$

$$r_k^* = \frac{\alpha_k - \sqrt{\alpha_k^2 - 4\beta_k \gamma_k^2}}{2\beta_k \gamma_k}. \quad (18)$$

It is easy to observe that

$$r_k^* \leq \sqrt{\frac{1}{\beta_k}}. \quad (19)$$

Replacing all the r_k^* in \mathbf{r}^* with r_k^* , one may derive another solution $(\mathbf{r}^*, \boldsymbol{\theta}^*)$, where $\boldsymbol{\theta}^*$ is updated according to (15). $(\mathbf{r}^*, \boldsymbol{\theta}^*)$ surely satisfies all the constraints in (13). Moreover, from (17) and (18), we have

$$\frac{\alpha_k r_k^*}{1 + \beta_k r_k^{*2}} = \frac{\alpha_k r_k^*}{1 + \beta_k r_k^{*2}}. \quad (20)$$

Thus, it is easy to find

$$R(\mathbf{r}^*, \boldsymbol{\theta}^*) = R(\mathbf{r}^*, \boldsymbol{\theta}^*) \quad (21)$$

which indicates that $(\mathbf{r}^*, \boldsymbol{\theta}^*)$ is also an optimal solution to (13). Accordingly, one concludes that there must exist one optimal solution that satisfies both (14) and (15).

According to *Proposition 1*, we recast the problem in (13) without loss of optimality as

$$\max_{\mathbf{r}} \log_2 \left(1 + \frac{|\mathbf{1}_{(s \rightarrow s)}^T \bar{\mathbf{z}}(\mathbf{r})|^2}{\sigma^2} \right) \quad (22a)$$

$$s.t. \quad (\mathbf{1}_{(s \rightarrow t)}^T \bar{\mathbf{z}}(\mathbf{r}))^2 \leq \epsilon \quad (22b)$$

$$\sum_{i=1}^M r_i^2 \leq P \quad (22c)$$

$$0 \leq r_i \leq \sqrt{\frac{1}{\beta_i}}, i = 1 \sim M. \quad (22d)$$

Further using (15), an optimal phase $\boldsymbol{\theta}^*$ can be derived. Due to the introduced constraints in (22d), the feasible region of the problem is reduced. However, as *Proposition 1* implies, we can still find an optimal solution. More importantly, it is observed that we can obtain an optimal amplitude \mathbf{r}^* and the corresponding optimal phase $\boldsymbol{\theta}^*$ in a decoupled manner, and the key challenge turns to find \mathbf{r}^* .

Let $\bar{\mathbf{z}} = (\bar{z}_1, \bar{z}_2, \dots, \bar{z}_M)^T$. We give the following optimization problem:

$$\max_{\bar{\mathbf{z}}} \mathbf{1}_{(s \rightarrow s)}^T \bar{\mathbf{z}} \quad (23a)$$

$$s.t. \quad \mathbf{1}_{(s \rightarrow t)}^T \bar{\mathbf{z}} \leq \sqrt{\epsilon} \quad (23b)$$

$$\sum_{i=1}^M \left[\frac{\alpha_i - \sqrt{\alpha_i^2 - 4\beta_i \bar{z}_i^2}}{2\beta_i \bar{z}_i} \right]^2 \leq P \quad (23c)$$

$$0 \leq \bar{z}_i \leq \frac{\alpha_i}{2\sqrt{\beta_i}}, i = 1 \sim M. \quad (23d)$$

Proposition 2: The problem shown in (23) is convex. Denoting the optimal solution as $\bar{\mathbf{z}}^*$, one optimal \mathbf{r}^* can be obtained as

$$r_i^* = \frac{\alpha_i - \sqrt{\alpha_i^2 - 4\beta_i (\bar{z}_i^*)^2}}{2\beta_i \bar{z}_i^*}, i = 1 \sim M. \quad (24)$$

Proof: It is easy to see that given (22d), $\bar{z}_i = \frac{\alpha_i r_i}{1 + \beta_i r_i^2}$ is a monotonically increasing function of r_i . Performing variable substitution, one can derive (23) from (22), as well as the inverse relationship shown in (24).

Define

$$f(\bar{\mathbf{z}}) = \sum_{i=1}^M \left[\frac{\alpha_i - \sqrt{\alpha_i^2 - 4\beta_i \bar{z}_i^2}}{2\beta_i \bar{z}_i} \right]^2 - P \quad (25)$$

and

$$\nu_i(x) = \frac{\alpha_i - \sqrt{\alpha_i^2 - 4\beta_i x^2}}{2\beta_i x}, i = 1 \sim M. \quad (26)$$

One further derive

$$\frac{\partial f(\bar{\mathbf{z}})}{\partial \bar{z}_i} = \frac{2\nu_i(\bar{z}_i)(1/\beta_i + \nu_i(\bar{z}_i)^2)^2}{\alpha_i(1/\beta_i - \nu_i(\bar{z}_i)^2)}, i = 1 \sim M \quad (27)$$

$$\frac{\partial^2 f(\bar{\mathbf{z}})}{\partial \bar{z}_i^2} = \frac{2\beta_i^2(1/\beta_i + \nu_i(\bar{z}_i)^2)^3}{\alpha_i^2(1/\beta_i - \nu_i(\bar{z}_i)^2)^3} [1/\beta_i^2 - \nu_i(\bar{z}_i)^4 + 2\nu_i(\bar{z}_i)^2(3/\beta_i - \nu_i(\bar{z}_i)^2)], i = 1 \sim M \quad (28)$$

$$\frac{\partial^2 f(\bar{\mathbf{z}})}{\partial \bar{z}_i \partial \bar{z}_j} = 0, i, j = 1 \sim M, i \neq j. \quad (29)$$

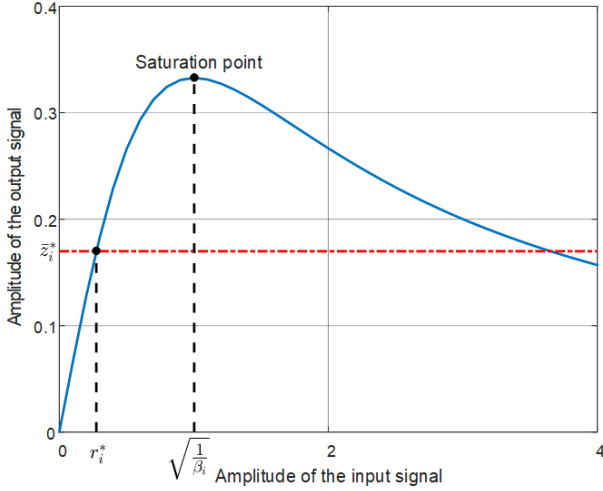


Fig. 2. A snapshot of the Saleh model that used in the simulation.

Considering (23d), it is easy to find that

$$\frac{\partial^2 f(\bar{\mathbf{z}})}{\partial \bar{z}_i^2} \geq 0, \quad i = 1 \sim M. \quad (30)$$

Thus, the Hessian matrix of $f(\bar{\mathbf{z}})$ is positive definite. Further considering the obvious convexity of (23a), (23b), and (23d), we see that (23) is a convex optimization problem [19]. Based on *Proposition 1* and *Proposition 2*, we can firstly solve (23) with standard convex optimization tools, then, derive the corresponding optimal phase using (15).

IV. SIMULATION RESULTS AND DISCUSSION

In this section, we present simulation results to demonstrate the superiority of the proposed beamforming scheme. For the nonlinearity, $\{\alpha_i, \beta_i, \alpha_{\phi_i}, \beta_{\phi_i}, i = 1, 2, \dots, M\}$ are generated as $\alpha_i = 0.9445 + 0.1u_i$, $\beta_i = 0.5138 + 0.1v_i$, $\alpha_{\phi_i} = 4.0033 + u_{\phi_i}$, $\beta_{\phi_i} = 9.1040 + v_{\phi_i}$, where $\{u_i, v_i, u_{\phi_i}, v_{\phi_i}, i = 1, 2, \dots, M\}$ are uniformly distributed random variables in $[0, 1]$ [11]. For the satellite channel, we suppose $g_s = g_t = -210$ dB, $\xi_s = \xi_t = 1$, ϕ_s and ϕ_t are uniformly distributed in $[0, 2\pi]$, \mathbf{b}_s and \mathbf{b}_t are set according to [15] with randomly generated UTs' location. Besides, we set $M = 16$ and $\sigma^2 = -107$ dBm.

We compare our proposed beamforming scheme with conventional maximum ratio transmission (MRT) beamformer and the beamforming algorithm proposed in [9]. Due to the influence of large-scale CSIT, the MRT beamformer and the beamformer in [9] did not consider the phase of signal, and optimized the amplitude of signal only. In the simulation, the MRT beamformer was scaled by a constant to satisfy the interference constraint. Moreover, to the best of our knowledge, PA nonlinearity based on the Saleh model has not been considered in other beamformers, so that we cannot compare the proposed beamformer with other beamformers that considered PA nonlinearity.

In Fig. 2, we discuss the properties of PA nonlinearity and the proposed beamforming optimization scheme. We give a snapshot of the Saleh model used in this simulation. Recalling

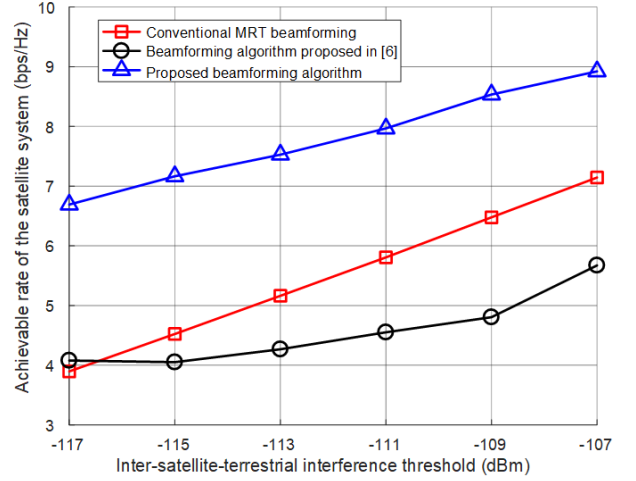


Fig. 3. Achievable rate of the satellite system with different beamforming schemes when the input power limit $P = 12$ dBw.

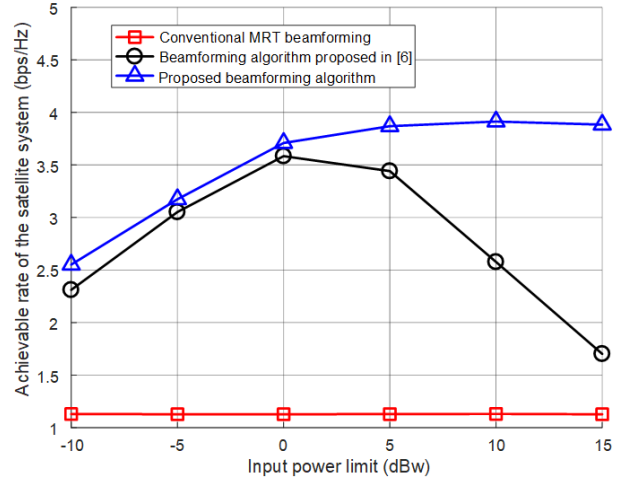


Fig. 4. Achievable rate of the satellite system with different beamforming schemes when the interference threshold $\epsilon = -107$ dBm.

that the key point of the proposed scheme is to find the optimal amplitude of the beamforming vector, we concentrate on the nonlinearity of amplitude in Saleh model. As shown by the curves, the PA has a saturation point when $r_i = \sqrt{\frac{1}{\beta_i}}$. Below the saturation point, we can find the optimal solutions to (22) and (23), which satisfy the relationship in (24). When the amplitude of the input signal increases over the saturation point, the output power of PA decreases correspondingly.

In Fig. 3, we consider the achievable rate of the satellite system with different beamforming schemes when the input power limit is equal to 12 dBw. One may see that with the increase of the inter-satellite-terrestrial interference threshold, a larger achievable rate is obtained. Besides, the proposed scheme always performs better than other beamformers, because the proposed scheme jointly considers the PA nonlinearity and large-scale CSIT. Furthermore, the beamformer in [9] has the worst performance. The reason is that the interference constraint was not appropriately considered by the beamformer in [9] under the influence of PA nonlinearity.

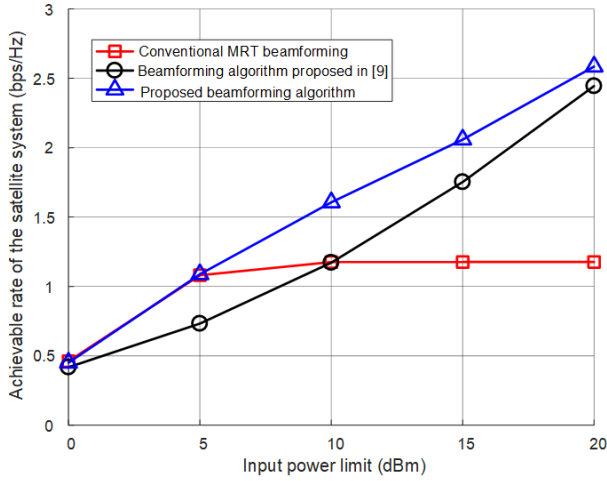


Fig. 5. Achievable rate of the satellite system with different beamforming schemes when the input power is extremely low with $\epsilon = -107$ dBm.

In Fig. 4, we evaluate the performance of different beamforming schemes with the input power constraint of PAs, with $\epsilon = -107$ dBm. As shown by the curves, the interference constraint actually dominates the performance of the MRT beamformer. One can further observe that when the input power limit is lower than 0 dBw, the proposed algorithm provides nearly similar performance to the beamformer in [9]. The reason is that the effect of PA nonlinearity is not significant when the input power is low. Moreover, the slight advantage of the proposed algorithm in this region comes from better adaptation to the large-scale CSIT. When the input power increases, the performance gap even goes larger. The reason is that the scheme proposed in [9] tends to focus the power on the antennas with better channel gain. However, recalling the curves in Fig. 2, these highly focused power will exceed the saturation point of the PA when the input power is high. In this case, a significant reduction in the output signal power of PAs is caused, which can induce the serious performance degradation.

In Fig. 5, we further discuss the performance of different beamforming schemes with the input power constraint of PAs when the input power is extremely low, with $\epsilon = -107$ dBm. We can observe that when the input power is higher than 5 dBm, the interference constraint still dominates the performance of MRT beamformer, similarly as Fig. 4 shows. On the other hand, when the input power is lower than 5 dBm, the power constraint becomes more important, and the performance of conventional MRT beamformer begins to change with the power limit. Moreover, we can see that the proposed beamformer has a similar performance as the MRT beamformer. The reason is that both the PA nonlinearity and the influence of large-scale CSIT are not significant considering the achievable rate when the input power is extremely low. Besides, we can further observe that the beamformer in [9] still has the worst performance. This fact shows that PA nonlinearity has a more significant influence on the interference constraint than that on the achievable rate.

V. CONCLUSION

In this paper, we have investigated the optimal beamforming design with PA nonlinearity and large-scale CSIT for a spectrum sharing HSTN. The formulated problem is non-convex. We have solved it by using feasible region reduction and variable substitution, and the optimal amplitude and phase of satellite beams have been derived in a decoupled manner. Simulation results have shown that it is valuable to redesign the beamformers to accommodate practical constraints.

REFERENCES

- [1] V. Bankey and P. Upadhyay, "Ergodic capacity of multiuser hybrid satellite-terrestrial fixed-gain AF relay networks with CCI and outdated CSI," *IEEE Trans. Veh. Technol.*, vol. 67, no. 5, pp. 4666–4671, May 2018.
- [2] T. Wei, W. Feng, Y. Chen, C.-X. Wang, N. Ge, and J. Lu, "Hybrid satellite-terrestrial communication networks for the maritime Internet of Things: key technologies, opportunities, and challenges," arXiv:1903.11814, Mar. 2019.
- [3] M. Jia and X. Gu and Q. Guo and W. Xiang and N. Zhang, "Broadband hybrid satellite-terrestrial communication systems based on cognitive radio toward 5G," *IEEE Wireless Commun.*, vol. 23, no. 6, pp. 96–106, Dec. 2016.
- [4] H. Baek and J. Lim, "Spectrum sharing for coexistence of fixed satellite services and frequency hopping tactical data link," *IEEE J. Sel. Areas Commun.*, vol. 34, no. 10, pp. 2642–2649, Sep. 2016.
- [5] K. An, M. Lin, W. Zhu, et al., "Outage performance of cognitive hybrid satellite-terrestrial networks with interference constraint," *IEEE Trans. Veh. Technol.*, vol. 65, no. 11, pp. 9397–9404, Nov. 2016.
- [6] W. Feng, N. Ge, and J. Lu, "Coordinated satellite-terrestrial networks: a robust spectrum sharing perspective," in *Proc. IEEE WOCN*, Newark, USA, Apr. 2017, pp. 1–5.
- [7] A. Khan, M. Imran, and B. Evans, "Semi-adaptive beamforming for OFDM based hybrid terrestrial-satellite mobile system," *IEEE Trans. Wireless Commun.*, vol. 11, no. 10, pp. 3424–3433, Oct. 2012.
- [8] S. Sharma, S. Chatzinotas, J. Grotz, and B. Ottersten, "3D beamforming for spectral coexistence of satellite and terrestrial networks," in *Proc. IEEE Veh. Tech. Conf. (VTC)*, Boston, USA, Sep. 2015, pp. 1–5.
- [9] M. Vázquez, L. Blanco, and A. Perez-Neira, "Hybrid analog-digital transmit beamforming for spectrum sharing backhaul networks," *IEEE Trans. Sig. Process.*, vol. 66, no. 9, pp. 2273–2285, Feb. 2018.
- [10] P. Singya, N. Kumar, and V. Bhatia, "Mitigating NLD for wireless networks: effect of nonlinear power amplifiers on future wireless communication networks," *IEEE Microw. Mag.*, vol. 18, no. 5, pp. 73–90, Jul. 2017.
- [11] A. Saleh, "Frequency-independent and frequency-dependent nonlinear models of TWT amplifiers," *IEEE Trans. Commun.*, vol. 29, no. 11, pp. 1715–1720, Nov. 1981.
- [12] K. Layton, A. Mehboob, A. Akhlaq, et al., "Predistortion for wideband nonlinear satellite downlinks," *IEEE Commun. Lett.*, vol. 21, no. 9, pp. 1985–1988, Sep. 2017.
- [13] B. F. Beidas, "Adaptive digital signal predistortion for nonlinear communication systems using successive methods," *IEEE Trans. Commun.*, vol. 64, no. 5, pp. 2166–2175, Mar. 2016.
- [14] M. Alvarez-Diaz and C. Mosquera and M. Neri and G. E. Corazza, "Joint precoding and predistortion techniques for satellite telecommunication systems," in *Proc. IEEE ISWCS*, Siena, Italy, Sep. 2005, pp. 688–692.
- [15] G. Zheng, S. Chatzinotas, and B. Ottersten, "Generic optimization of linear precoding in multibeam satellite systems," *IEEE Trans. Wireless Commun.*, vol. 11, no. 6, pp. 2308–2320, Apr. 2012.
- [16] A. M. K., "Channel estimation and detection in hybrid satellite-terrestrial communication systems," *IEEE Trans. Veh. Tech.*, vol. 65, no. 7, pp. 5764–5771, Jul. 2016.
- [17] S. Vassaki, M. Poulakis, A. Panagopoulos, and P. Constantinou, "Power allocation in cognitive satellite terrestrial networks with QoS constraints," *IEEE Commun. Lett.*, vol. 17, no. 7, pp. 1344–1347, Jul. 2013.
- [18] W. Feng, M. Xiao, and C.-X. Wang, "Collaborative spectrum sharing for hybrid satellite-terrestrial networks with large-scale CSI," arXiv:1904.03979, Apr. 2019.
- [19] S. Boyd and L. Vandenberghe, *Convex Optimization*, Cambridge University Press, 2004.