

Quantitative Group Testing in the Sublinear Regime: Information-Theoretic and Algorithmic Bounds

Oliver Gebhard ✉

Goethe University, Frankfurt, Germany

Max Hahn-Klimroth ✉ 

Goethe University, Frankfurt, Germany

Dominik Kaaser ✉ 

Universität Hamburg, Germany

Philipp Loick ✉

Goethe University, Frankfurt, Germany

Abstract

The quantitative group testing (QGT) problem deals with efficiently identifying a small number of infected individuals among a large population. To this end, we can test groups of individuals where each test returns the total number of infected individuals in the tested group. For the regime where the number of infected individuals is sublinear in the population size we derive a sharp information-theoretic threshold for the minimum number of tests required to identify the infected individuals with high probability. Such a threshold was so far only known for the case where the infected individuals form a constant fraction of the population (Alaoui et al. 2014, Scarlett & Cevher 2017). Moreover, we propose and analyze a simple and efficient greedy reconstruction algorithm that matches the performance guarantees of much more involved constructions (Karimi et al. 2019).

2012 ACM Subject Classification Mathematics of computing → Information theory ; Mathematics of computing → Probabilistic inference problems

Keywords and phrases Information Theory, Quantitative Group Testing, Coin Weighing, Phase Transitions

Funding *Oliver Gebhard:* DFG CO 646/4

Max Hahn-Klimroth: Stiftung Polytechnische Gesellschaft and DFG FOR 2975

Philipp Loick: DFG CO 646/4

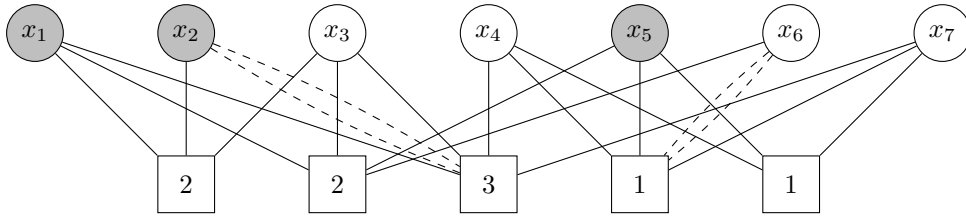
Acknowledgements The authors thank Uriel Feige for various detailed comments which improved the quality of the paper significantly. Furthermore, the authors thank Petra Berenbrink and Amin Coja-Oghlan for helpful discussions and important hints.

1 Introduction

We consider the problem of *quantitative group testing (QGT)* which is defined as follows. Suppose that k individuals out of a population of size n suffer from a rare disease. Then the goal is to identify the infected individuals with as few tests as possible. To this end, we are equipped with a testing procedure which allows us to test groups of individuals. In the *quantitative* variant we consider, each test outputs the exact number of infected individuals in the tested group (see Figure 1).

Group testing has its roots in the work of Dorfman [11], Erdős and Rényi [12], Djakov [9], and Shapiro [25]. More recently, QGT has gained a lot of interest in the literature [1, 5, 13, 18, 23], with applications in a multitude of disciplines such as DNA screening [24], identifying genetic carriers [6] and machine learning [20].

In this paper we study the *sublinear regime* $k \ll n$, where the number of infected individuals scales sublinearly in the population size. Furthermore, we restrict ourselves to



■ **Figure 1** A small example of a QGT instance with the individuals x_1, \dots, x_7 at the top and the tests a_1, \dots, a_5 at the bottom. Infected individuals are colored in gray and test results are given in the test nodes. The dashed lines highlight the appearance of multi-edges.

non-adaptive test-designs, where all tests have to be conducted in parallel in a single step. This setting has recently gained a lot of attention in the closely related *binary* group testing problem [2, 7], in which the tests only output whether at least one individual is infected in the tested group. In this setting, we are interested in two types of *phase-transitions* that commonly arise in the analysis of inference problems:

- First, what is the minimum number of tests m_{inf} which allows us to infer the infected individuals from the test results?
- Second, how many tests m_{alg} are required such that an efficient algorithm can compute the infected individuals from given test results?

We will refer to the first phase-transition as the *information-theoretic threshold* m_{inf} and to the second phase-transition as the *algorithmic threshold* m_{alg} .

1.1 Related Work

Information-Theoretic Aspects. A simple information-theoretic lower bound can be obtained by a folklore counting argument: each test outputs a result in $\{0, \dots, k\}$, thus a test design with m tests can produce at most $(k+1)^m$ different outcomes. This number must be larger than $\binom{n}{k}$ in order to distinguish all possible configurations of k infected individuals. Applying standard asymptotic bounds, we obtain

$$m_{\text{count}}^{\text{QGT}} \geq \frac{\ln \frac{n}{k}}{\ln k} k. \quad (1)$$

On the positive side, Bshouty [5] prove that inference of the set of infected individuals is efficiently possible with $(2 + \varepsilon)m_{\text{count}}^{\text{QGT}}$ tests by using an adaptive procedure that runs in multiple rounds. If we restrict the analysis to non-adaptive designs, inference of the infected individuals in one round of testing is not possible by any design which uses less than

$$m_{\text{non-ada}}^{\text{QGT}} = 2 \frac{\ln \frac{n}{k}}{\ln k} k \quad (2)$$

tests [9]. Grebinski and Kucherov [16] provide a non-adaptive design with an exponential-time decoding algorithm which guarantees inference with $(2 + \varepsilon)m_{\text{non-ada}}^{\text{QGT}}$ tests using *separating matrices*. So far, these results hold independently of k . If we restrict ourselves to the linear regime where $k = \Theta(n)$, much stricter results are already known: Alaoui et al. [1] and Scarlett and Cevher [23] show that there is an exponential time construction that achieves inference with $(1 + \varepsilon)m_{\text{non-ada}}^{\text{QGT}}$ tests.

Algorithmic Aspects. Bshouty [5] presents an efficient adaptive algorithm that succeeds at $m_{\text{non-ada}}^{\text{QGT}}$. However, for non-adaptive schemes, there are significant gaps of $\Theta(\ln n)$ between

the information-theoretic lower bound and the currently best known efficient algorithms [1, 10, 13, 14, 19, 21]. For instance, Alaoui et al. [1] present an *Approximate Message Passing* algorithm for the linear regime of QGT. Donoho and Tanner [10] present a decoding strategy based on ℓ_1 -minimization, and Foucart and Rauhut [14] introduce the *Basis Pursuit*-algorithm which both solve the quantitative group testing problem with

$$2k \ln \frac{n}{k} \quad \text{and} \quad 2k \ln n \sim \frac{2}{1-\theta} k \ln \frac{n}{k}$$

tests, respectively, in the sublinear regime $k \ll n$. (Note that these algorithms solve the more general Compressed Sensing problem. There are various improvements over the Basis Pursuit algorithm known (e.g., the Orthogonal Matching Pursuit [21] and its improved version for discrete signals [26]) but as Wang and Yin [28] discuss, they do not perform asymptotically better in the quantitative group testing setting. The most recent algorithms explicitly designed for QGT in the sublinear regime are due to Karimi et al. [19]. The authors provide two algorithms based on graph codes that require at least

$$1.72k \ln \frac{n}{k} \quad \text{and} \quad 1.515k \ln \frac{n}{k}$$

tests, respectively [18, 19], again leaving a multiplicative $\ln n$ -gap to the lower bound?. Furthermore, after the first version of this paper appeared on arXiv, Feige and Lellouche [13] introduced a relaxation of the QGT problem called *Subset Select problem*. They prove that, under mild assumptions, an algorithm succeeding at this relaxation can be easily turned into an algorithm for QGT without significantly increasing the required number of tests.

1.2 Our Contributions

We study the QGT problem under the random regular model \mathbf{G} which is known to be information-theoretically optimal in the linear regime of QGT and in similar inference problems [7]. More precisely, we let $\mathbf{G} = (V \cup F, E)$ be a random bipartite multi-graph with factor nodes $F = \{a_1, \dots, a_m\}$ representing the tests, variable nodes $V = \{x_1, \dots, x_n\}$ representing the vertices and edges E indicating how often a specific individual takes part in a given test. Each test $a_i \in F$ chooses $\Gamma = n/2$ individuals uniformly at random with replacement. Hence, the number of tests per individual (with multi-edges counted multiple times) is a binomially distributed random variable with mean $\Delta = m/2$. Furthermore, the expected number of *distinct* tests to which an individual belongs is $\Delta^* = (1 - \exp(-1/2))m$. Finally, we denote by $\sigma \in \{0, 1\}^n$ the infection status of the individuals and by $\mathbf{y} = \mathbf{y}(\mathbf{G}, \sigma)$ the vector of test results.

Information-Theoretic Results. We prove that in the sublinear regime where $k = n^\theta$ for some $\theta \in (0, 1)$ it is possible to reconstruct σ from (\mathbf{G}, \mathbf{y}) with high probability if $(1 + \varepsilon)m_{\text{non-ada}}^{\text{QGT}}$ tests are conducted. More precisely, we show that there is, with high probability, no second configuration $\tau \in \{0, 1\}^n$ leading to the same test results. Note that in an independent work, Feige and Lellouche [13] submitted an alternative proof of Theorem 1 based on the analysis of random matrices to arXiv.

► **Theorem 1.** *Suppose that $0 < \theta < 1$, $k = n^\theta$, and $\varepsilon > 0$ and let*

$$m_{\text{inf}} = m_{\text{inf}}(n, \theta) = 2 \frac{k \ln(n/k)}{\ln k} = 2 \frac{1-\theta}{\theta} k.$$

If $m > (1 + \varepsilon)m_{\text{inf}}(n, \theta)$, σ can be computed from \mathbf{G} and \mathbf{y} w.h.p.

Algorithmic Results. Beside this novel information-theoretic result, we also present a simple greedy algorithm called *Maximum Neighborhood (MN) Algorithm*. It follows a thresholding approach that is much simpler than the known algorithms by Karimi et al. [18, 19], which are technically highly challenging. A formal definition of the MN-Algorithm is given in Algorithm 1.

■ **Algorithm 1** The Maximum Neighborhood Algorithm, a greedy algorithm for QGT

<p>Input: $\mathbf{G}, \mathbf{y}, k$</p> <p>Output: Estimation $\tilde{\sigma}$ for σ.</p> <ol style="list-style-type: none"> 1 For every x_i for $i \in [n]$ calculate $\Psi_i = \sum_{j \in \partial^* x_i} \mathbf{y}_j$; 2 Sort the individuals i in decreasing order by $\Psi_i - \Delta_i^* \frac{k}{2}$; 3 Declare the first k individuals as infected, declare the other individuals as uninfected;

On an intuitive level, the MN-Algorithm works as follows. First, we sum up the test results in the neighborhood of each individual, counting multi-edges only once. The sum is then centralized by its expected value. Finally, we declare those individuals with a large score as infected and the remaining individuals as uninfected. In our second main theorem, we analyze how many tests are required for the MN-Algorithm to recover the correct σ w.h.p.

► **Theorem 2.** *Suppose that $0 < \theta < 1$, $k = n^\theta$, and $\varepsilon > 0$ and let*

$$m_{MN}(n, \theta) = 4 \left(1 - \frac{1}{\sqrt{e}}\right) \frac{1 + \sqrt{\theta}}{1 - \sqrt{\theta}} k \ln(n/k).$$

If $m > (1 + \varepsilon)m_{MN}(n, \theta)$, then Algorithm 1 outputs σ w.h.p. on input \mathbf{G}, \mathbf{y} , and k .

1.3 Discussion

Our results extend the results of Alaoui et al. [1] from the linear regime to the sublinear regime. For $\theta \rightarrow 1$, our threshold of Theorem 2 turns out to converge towards the threshold of [1]. The study of the sublinear regime is inspired by studies of the compressed sensing problem with a sparse underlying signal [3]. In the special case of QGT, it was initiated by [19]. It turns out that this regime is indeed interesting in real-world applications, as prominent examples show. For instance, Heaps law of epidemiology [4] models the early spread of pandemics in that way. It is not surprising that also other variants of group testing including binary group testing have been analyzed recently in the sublinear regime. By now, a vast body of related literature exists (see, e.g., the survey by Aldridge et al. [2]). Interestingly, for the binary (presumably more difficult) variant an efficient algorithm is known which requires $m_{GT} \sim \ln^{-1}(2)k \ln \frac{n}{k}$ tests for $\theta \leq \ln 2 / (1 + \ln 2) \approx 0.409$ [7]. Thus, dropping most of the available information and using this binary algorithm outperforms not only the simple greedy approach discussed in this paper, but also the quite involved algorithms by Karimi et al. [18, 19] if θ is small enough.

As in state-of-the-art designs for binary group testing [2, 7], we allow individuals to participate in the same test multiple times. While this seems counterintuitive in the first place, it does not affect practicability of the proposed design. Finally, note that all known algorithms do not achieve the order of the information-theoretic bound. An exciting avenue for future research is to investigate whether other algorithms can be order-optimal or even achieve the information-theoretic bound. However, it might also be the case that QGT exhibits a similar impossible-hard-easy transition presumed for other statistical inference problems, where the best known efficient algorithms do not attain the information-theoretic bounds [17].

2 Analysis

Model and Notation. We consider a set of n individuals out of which k are infected, where $k = n^\theta$ for some $\theta \in (0, 1)$. We use $\mathbf{G} = \mathbf{G}(n, m, \Delta)$ to denote the random bipartite multi-graph that models the test design, where m denotes the total number of tests and $\Delta = \{\Delta_1, \dots, \Delta_n\}$ describes the number of tests in which each individual participates. Observe that $\Delta_i \sim \text{Bin}(mn/2, 1/n)$. Similarly, we let $\Delta^* = \{\Delta_1^*, \dots, \Delta_n^*\}$ denote the number of *distinct* tests with expected value $\mathbb{E}[\Delta_i^*] = (1 - \exp(-1/2))m$. In the following analysis, all asymptotic notation refers to the limit $n \rightarrow \infty$.

The vector $\sigma \in \{0, 1\}^n$ encodes which individuals are infected by assigning the value 1 to infected individuals and the value 0 to uninfected individuals. The vector $\mathbf{y} \in \{0, \dots, \Gamma\}^m$ denotes the test results. When we refer to any other configuration than σ , we simply write σ for the configuration and $y = y(\mathbf{G}, \sigma)$ for the corresponding test result vector. Additionally, we write $V = \{x_1, \dots, x_n\}$ for the set of all individuals and $V_0 = \{x_i \in V : \sigma_{x_i} = 0\}$ and $V_1 = V \setminus V_0$ for the set of uninfected and infected individuals, respectively. For an individual $x_i \in V$ we write ∂x_i for the multiset of tests a_j adjacent to x_i . Similarly, we write $\partial^* x_i$ for the set of *distinct* tests a_j adjacent to x_i . Analogously, for a test a_i we write ∂a_i for the multiset of individuals that take part in test a_i .

Recall that in our model every test has size exactly $\Gamma = n/2$, and individuals are assigned uniformly at random with replacement. In the presence of multi-edges, one individual may appear more than once in ∂a_i . If an infected individual x_i participates in a test a_j more than once, it increases \mathbf{y}_j multiple times. For each $x_i \in V$, we let Ψ_i be the sum of test results for *distinct* tests adjacent to x_i . That is, even if an individual appears more than once in a test and thus contributes to the test result multiple times, this test contributes to Ψ_i only once. The infection status of x_i has a significant impact on this sum, increasing it by Δ_i , if individual x_i is infected. To account for this effect in our analysis, we introduce a second variable Φ_i that sums the adjacent test results and excludes the impact of the status of individual x_i . Formally, for any configuration $\sigma \in \{0, 1\}^n$ we define

$$\Psi_i(\sigma) = \sum_{j \in \partial^* x_i} y_{a_j} \quad \text{and} \quad \Phi_i(\sigma) = \Psi_i(\sigma) - \mathbf{1}\{\sigma(i) = 1\} \Delta_i$$

and let $\Psi = (\Psi_1, \dots, \Psi_n)$ and $\Phi = (\Phi_1, \dots, \Phi_n)$. When we consider a specific instance (\mathbf{G}, \mathbf{y}) , we will write $\Psi_i = \Psi_i(\sigma)$ and $\Phi_i = \Phi_i(\sigma)$ for the sake of brevity. Notably, while Ψ_i is known to the observer or an algorithm instantly from the test results, Φ_i is not, since the individuals' infection status is unknown.

We let $c(n) > 0$ denote a positive function from the natural numbers to \mathbb{R}^+ such that

$$m = c(n)k \frac{\ln(n/k)}{\ln k}.$$

While we will assume that $c(n) = \Theta(1)$ for the information-theoretic bound, we will see that the algorithmic bound requires $c(n)$ to scale as $\Theta(\ln n)$.

Define \mathcal{R} as the event that, for all $i \in [n]$, we have

$$\Delta_i = \frac{m}{2} + O(\sqrt{m} \ln n) \quad \text{and} \quad \Delta_i^* = (1 - \exp(-1/2))m + O(\sqrt{m} \ln n).$$

Due to standard concentration results, \mathcal{R} is a high probability event. A proof of the statement can be found in Appendix A.2.

► **Lemma 3.** *For the random experiment leading to graph \mathbf{G} , we find $\mathbb{P}(\mathcal{R}) = 1 - o(1)$.*

As Theorems 1 and 2 only contain w.h.p.-assertions, we can safely condition on \mathcal{R} .

2.1 The Teacher-Student Model

As in many related inference problems [8] the teacher-student model provides the fundamental means towards analyzing information-theoretic questions in random constraint satisfaction problems and will also be employed in the present paper. Specifically, the challenge in random constraint satisfaction problems lies in deriving probability distributions that are dependent on a variety of random variables and per-se hard to express. However, deriving probability distributions conditioned on certain high-probability events is feasible. For an excellent introduction and mathematical justification of the model, we refer to the reader to [8]. The setup is the following: a teacher aims to convey some *ground truth* to the student. Rather than directly providing the *ground truth* to the student, the teacher generates observable data from the *ground truth* via some statistical model and passes both information to the student. The student now aims to infer the ground truth from the observed data and the model.

In terms of this paper, we see σ as the generated ground truth. Its distribution is inherited from all vectors in $\{0, 1\}^n$ of Hamming weight k . The observable data \mathbf{y} , together with the used pooling scheme \mathbf{G} are passed to the student in order to infer σ . In the following, we analyze the chances of the student to infer the ground truth from the observable data. First, we derive the model distribution from the provided pair (\mathbf{G}, \mathbf{y}) . Afterwards, we use the gained knowledge to analyze the chances of the student to recover the ground-truth by estimating the number of solutions that fulfill the necessary prerequisites. As our goal is to recover σ w.h.p., we condition on the event that the underlying bipartite multi-graph behaves almost *as expected*. We exploit the knowledge about the pooling scheme to derive high-probability events which we can condition on. Eventually, our analysis outputs the information whether there is a unique or multiple solutions the student might guess.

2.2 Information-Theoretic Achievability

In order to proof Theorem 1 we count alternative configurations yielding the same test results as the true configuration. This approach rests on techniques that are regularly employed for random constraint satisfaction problems [8]. To this end, let $S_k(\mathbf{G}, \mathbf{y})$ be the set of all vectors $\sigma \in \{0, 1\}^n$ of Hamming weight k such that

$$\mathbf{y}_{a_i} = |\{x_j \in \partial a_i : \sigma(x_j) = 1\}| \quad \text{for all } i \in [m].$$

In words, $S_k(\mathbf{G}, \mathbf{y})$ contains the set of all vectors σ with k ones that label the individuals infected and uninfected in a way consistent with the test results. Let $Z_k(\mathbf{G}, \mathbf{y}) = |S_k(\mathbf{G}, \mathbf{y})|$. We need to prove that $Z_k(\mathbf{G}, \mathbf{y}) = 1$ w.h.p. as soon as the number of tests m exceeds $m_{\text{non-ada}}^{\text{QGT}}$. In this case, we can find σ via exhaustive search. It turns out that it is much more convenient to study $Z_{k,\ell}(\mathbf{G}, \mathbf{y})$, the number of alternative configurations that are consistent with the test results and have an *overlap* of ℓ with σ . The overlap signifies the number of infected individuals under σ that are also infected under the alternative configuration. Formally, we define

$$Z_{k,\ell}(\mathbf{G}, \mathbf{y}) = |\{\sigma \in S_k(\mathbf{G}, \mathbf{y}) : \sigma \neq \sigma, \langle \sigma, \sigma \rangle = \ell\}|.$$

Thus it suffices to prove that, for $m > m_{\text{inf}}$, w.h.p., $\sum_{\ell=0}^{k-1} Z_{k,\ell}(\mathbf{G}, \mathbf{y}) = 0$. To this end, two separate arguments are needed. First, we show via a first moment argument that no second satisfying configuration can exist with a small overlap with σ . Second, we employ the classical coupon collector argument to show that a second satisfying configuration cannot exist for large overlaps, i.e., one individual flipped from uninfected under σ to infected under

an alternative configuration initiates a cascade of other changes in infection status to correct for this initial change. The following two propositions rule out configurations with a small and large overlap, respectively.

► **Proposition 4.** *Let $\varepsilon > 0$, $0 < \theta < 1$ and assume that $m > (1 + \varepsilon)m_{\text{inf}}(n, k, \theta)$. W.h.p., we have*

$$\sum_{\ell=0}^{k(1-\exp(-1/2))} Z_{k,\ell}(\mathbf{G}, \mathbf{y}) = 0.$$

By Markov's inequality it clearly suffices to show that $\mathbb{E}[Z_{k,\ell}(\mathbf{G}, \mathbf{y})] \rightarrow 0$ fast enough for all $0 \leq \ell < k - (1 - \exp(-1/2)) \ln k$ if $m \geq (1 + \varepsilon)m_{\text{inf}}$ for some $\varepsilon > 0$. A rigorous proof and the proofs of the following lemmas can be found in Appendix B. It turns out that $\mathbb{E}[Z_{k,\ell}(\mathbf{G}, \mathbf{y})]$ satisfies

$$\mathbb{E}[Z_{k,\ell}(\mathbf{G}, \mathbf{y})] \leq \binom{k}{\ell} \binom{n-k}{k-\ell} \prod_{i=1}^m \sum_{j=1}^{y_{a_i}} \binom{\Gamma}{j, j, \Gamma-2j} \left((1-\ell/k) \frac{k}{n} \right)^{2j} \left(1 - 2(1-\ell/k) \frac{k}{n} \right)^{\Gamma-2j}.$$

The combinatorial meaning is immediate. The binomial coefficients count the number of configurations of overlap ℓ with σ . The subsequent term measures the probability that a specific configuration σ yields the same test result vector as σ . To this end, we divide individuals into three categories. The first contains those individuals exhibiting the same status under σ and σ , while the second and third category feature those individuals that are infected under σ and uninfected under σ and vice versa. The probability for an individual to be in the second or third category is $(1 - \ell/k)k/n$ each, while the probability in the first category is $1 - 2(1 - \ell/k)k/n$. The key observation is that a test result is the same between σ and σ , if the number of individuals in the second category is identical to the number in the third category. We compute the sum over the number of individuals which are flipped. Since the probability term allows for an individual included in a test multiple times to be both infected and uninfected, the expression considers cases that do not occur in the model and therefore is an upper bound to $\mathbb{E}[Z_{k,\ell}(\mathbf{G}, \mathbf{y})]$. Simplifying the term and conditioning on \mathcal{R} yields the first lemma. Let $\text{Bin}_{\geq i}(n, p)$ be the binomial distribution with parameters n and p conditioned on being at least i .

► **Lemma 5.** *For every $0 \leq \ell \leq k - (1 - \exp(-1/2)) \ln k$ and a random variable $\mathbf{X} \sim \text{Bin}_{\geq 1}(\Gamma, 2(1 - \ell/k)k/n)$, we have*

$$\mathbb{E}[Z_{k,\ell}] \leq (1 + O(1)) \mathbb{E}[Z_{k,\ell}(\mathbf{G}, \mathbf{y}) \mid \mathcal{R}] \leq (1 + O(1)) \binom{k}{\ell} \binom{n-k}{k-\ell} \left(\frac{1}{\sqrt{2\pi}} \mathbb{E} \left[\frac{1}{\sqrt{\mathbf{X}}} \right] \right)^m.$$

Using standard asymptotics, we are able to simplify this expression.

► **Lemma 6.** *For every $0 \leq \ell \leq k - (1 - \exp(-1/2)) \ln k$ and $n \rightarrow \infty$, we have*

$$\begin{aligned} & \frac{1}{n} \ln (\mathbb{E}[Z_{k,\ell}(\mathbf{G}, \mathbf{y}) \mid \mathcal{R}]) \\ & \leq (1 + o(1)) \left(\frac{k}{n} H \left(\frac{\ell}{k} \right) + \left(1 - \frac{k}{n} \right) H \left(\frac{k-\ell}{n-k} \right) - \frac{ck/n \ln(n/k)}{2 \ln k} \ln \left(2\pi \left(1 - \frac{\ell}{k} \right) k \right) \right). \end{aligned}$$

The key is to choose c such that $Z_{k,\ell}(\mathbf{G}, \mathbf{y}) \rightarrow 0$ for every $\ell \leq k - (1 - \exp(-1/2)) \ln k$ and $n \rightarrow \infty$. We find that, asymptotically, $\ln \mathbb{E}[Z_{k,\ell}(\mathbf{G}, \mathbf{y})]/n$ takes its maximum at $\ell = \Theta(k^2/n)$. Therefore, the r.h.s. of (6) becomes negative, if and only if the number of tests m , parametrized by c , is larger than $m_{\text{inf}}(\theta, k)$. This is formalized in the following lemma, concluding the proof of Proposition 4.

► **Lemma 7.** *For every $0 \leq \ell \leq k - (1 - \exp(-1/2)) \ln k$, $0 < \theta < 1$ and $\varepsilon > 0$ the following holds. If $m \geq (1 + \varepsilon)m_{\text{inf}}(\theta, k)$ then*

$$\frac{1}{n} \ln \mathbb{E}[Z_{k,\ell}(\mathbf{G}, \mathbf{y}) \mid \mathcal{R}] < 0.$$

Proof of Proposition 4. The proposition is a direct consequence of Lemmas 5–7 and Markov’s inequality. ◀

While we could already establish that there are no feasible configurations that have a small overlap with the true configuration σ , we still need to ensure that there are no feasible configurations that are close to σ . Indeed, we can exclude configurations with a large overlap with the next proposition.

► **Proposition 8.** *Let $\varepsilon > 0$ and $0 < \theta \leq 1$ and assume that $m > (1 + \varepsilon)m_{\text{inf}}(k, \theta)$. Given \mathcal{R} we have $Z_{k,\ell}(\mathbf{G}, \mathbf{y}) = 0$ for all $k - (1 - \exp(-1/2)) \ln k < \ell < k$ w.h.p.*

Appendix B.4 is devoted to prove Proposition 8 rigorously. The proof, while fundamentally easy as it follows the classical coupon collector argument, needs some technical attention. If we consider a configuration σ different from σ with the same Hamming weight k , at least one individual that is infected under σ , is labeled uninfected under an alternative configuration σ . Given \mathcal{R} , this individual participates in at least $\Delta_i^* > m/4$ different tests, whose results all change by at least -1 , depending on how often the individual participates. To compensate for these changes, we need to find individuals $x_1 \dots x_l$ that are uninfected under σ and infected under σ and such that their joint neighborhood is a super-set of the changed tests. The balls-into-bins experiment [22] shows that the size of this super-set is of order at least

$$(1 - \exp(-1/2)) \ln m \geq (1 - \exp(-1/2)) \ln k.$$

Now Theorem 1 follows directly.

Proof of Theorem 1. The theorem is a direct consequence of Propositions 4 and 8. ◀

2.3 Greedy Algorithm

We now sketch how to prove Theorem 2. Subsequently, we present simulations that analyze the performance of the algorithm empirically.

Performance Guarantees. Recall that Ψ_i is the sum over all test results in the neighborhood of individual x_i (multi-edges counted only once) and Δ_i^* is the (random) number of disjoint tests x_i belongs to. Finally, let \mathcal{E}_j be the σ -algebra generated by the edges connected with x_j . As already discussed, we find that

$$\Delta_i^* = (1 + o(1)) (1 - \exp(-1/2)) m$$

with high probability. Intuitively, an infected individual x_i increases the value of Ψ_i by $\Delta_i = (1 + o(1))m/2$ while this is not true for uninfected individuals. Furthermore, by construction of the random graph, we find that the second neighborhood of x_i contains $\text{Bin}(\Gamma \Delta_i^*, k/n)$ infected individuals, thus we expect

$$\mathbb{E} \left[\Psi_i - \Delta_i^* \frac{k}{2} \mid \mathcal{E}_i \right] = \mathbf{1}\{\sigma(i) = 1\} \Delta_i,$$

thus the scores $\Psi_i - \Delta_i^* \frac{k}{2}$ differ between infected and uninfected individuals. The whole proof of the algorithmic performance boils down to identify a threshold value $T(\alpha)$ such that, if sufficiently many tests are conducted, all scores of uninfected individuals are below $T(\alpha)$ while the scores of all infected individuals exceed this threshold w.h.p. If we conduct $m = dk \ln \frac{n}{k}$ tests, we find by a standard application of a Chernoff bound and a union bound over all infected and, respectively, uninfected individuals that $T(\alpha)$ is a valid threshold whenever

$$\frac{-(1-\theta)\alpha^2 d}{4(1-\exp(-1/2))(1+o(1))} + \theta < 0 \quad \text{and} \quad \frac{-(1-\theta)(1-\alpha)^2 d}{4(1-\exp(-1/2))(1+o(1))} + 1 < 0. \quad (3)$$

Optimizing this expression with respect to α and plugging d into $m = dk \ln(n/k)$ yields, for any $\varepsilon > 0$, the sufficient condition

$$m \geq (4 + \varepsilon)(1 + o(1))(1 - \exp(-1/2)) \frac{1 + \sqrt{\theta}}{1 - \sqrt{\theta}} k \ln(n/k).$$

A formal derivation of those statements can be found in Appendix C.

Empirical Analysis. In this section we present simulation results for the MN-Algorithm (Algorithm 1). In Figure 2 we plot the number of tests required to reconstruct σ for $n \in [10^2, 10^6]$ and different values of θ . The dotted lines show our theoretical bounds. Note that the discontinuities in the theoretical bound stem from rounding the number of infected individuals to the closest integer. We remark our simulation results align well with the theoretical predictions for larger values of n . For smaller values of n , our theoretical results are too pessimistic: the lower-order term hidden in the $o(1)$ in Equation (3) scales as $\Theta\left(\frac{\sqrt{\ln n}}{k}\right)$, and while this expression decreases polynomially fast in n , it is far from vanishing for small values of n and θ .

In Figures 3 and 4 we analyze the success probability for exact reconstruction of σ and the number of correctly identified infected individuals. For different numbers of tests we conducted 100 independent simulation runs for population sizes of $n = 10^3$ and $n = 10^4$ and different values of θ . The dashed lines show the phase transition predicted by Theorem 2. The data in Figure 4 indicate that all but a small fraction of infected individuals are correctly detected, even if the exact reconstruction of σ is still quite unlikely according to Figure 3. Overall, the implementation hints at the practical usability of the MN-Algorithm, even for small population sizes.

► **Remark 9.** The formal proof of the algorithmic bound directly gives an insight about the convergence speed and thus about the expected performance of the MN-Algorithm for finite n : we can compute that the MN-Algorithm requires an additional multiplicative factor of at least

$$\left(1 + \frac{\sqrt{2} \ln n}{\sqrt{4(1-\exp(-1/2))mk}}\right)$$

tests in addition to the asymptotic analysis for $n \rightarrow \infty$. This explains the (slight) deviation of the theoretical and the empirical results for small values of n . See the proof of Corollary 19 in Appendix C for the rigorous analysis.

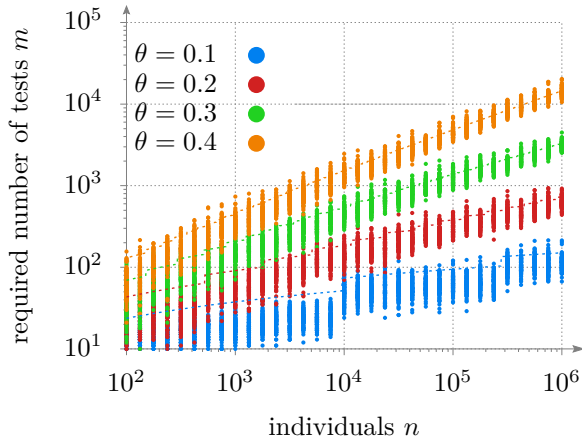


Figure 2 The required number of tests until σ can be exactly reconstructed for different population sizes and θ regimes. For each value of n , 100 simulations were carried out independently.

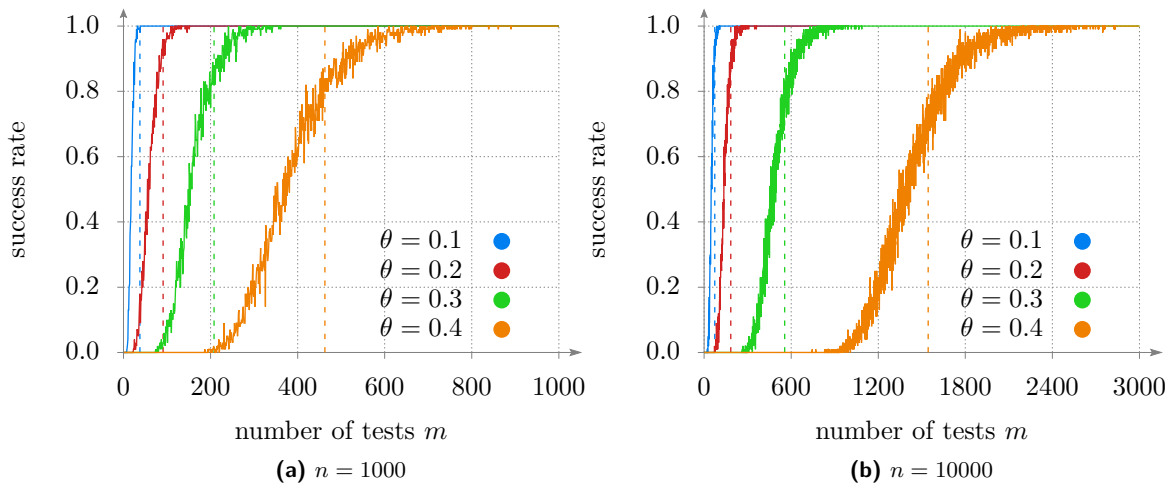


Figure 3 The plot shows the rate of successful recovery of σ among 100 independent simulation runs over the number of tests m for different values of θ and $n = 10^3$ (left) and $n = 10^4$ (right).

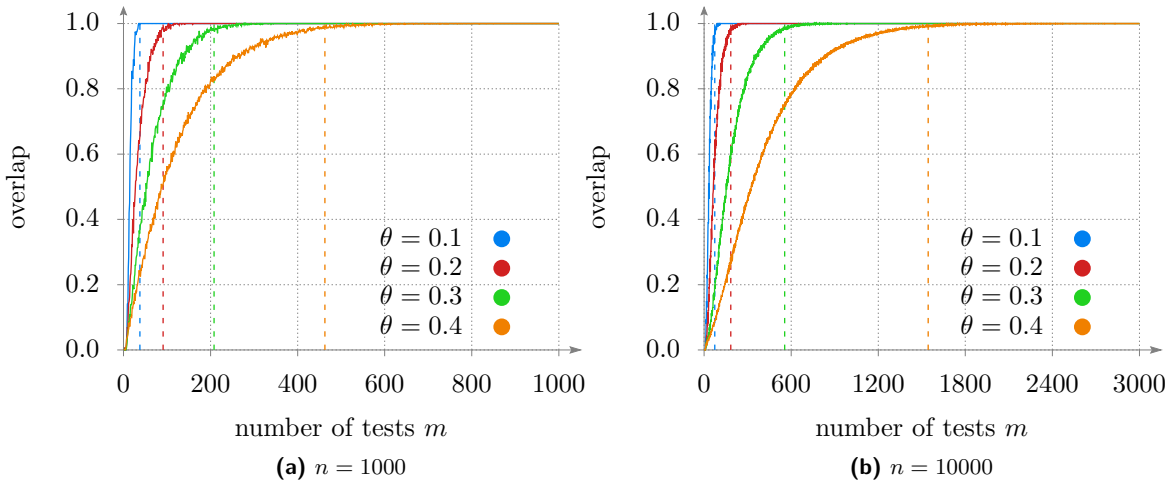


Figure 4 The plots show the *overlap* – the fraction of correctly classified infected individuals – among 100 independent simulation runs over the numbers of tests m for different values of θ and $n = 10^3$ (left) and $n = 10^4$ (right).

References

- 1 A. Alaoui, A. Ramdas, F. Krzakala, L. Zdeborová, and M. I. Jordan. Decoding from pooled data: Phase transitions of message passing. *IEEE Trans. Information Theory*, 65(1):572–585, 2019.
- 2 M. Aldridge, O. Johnson, and J. Scarlett. Group testing: An information theory perspective. *Foundations and Trends in Communications and Information Theory*, 15(3–4):196–392, 2019.
- 3 Y. Arjouné, N. Kaabouch, H. El Ghazi, and A. Tamtaoui. Compressive sensing: Performance comparison of sparse recovery algorithms. *IEEE 7th Annual Computing and Communication Workshop and Conference (CCWC'17)*, 2017.
- 4 R. W. Benz, S. J. Swamidass, and P. Baldi. Discovery of power-laws in chemical space. *Journal of Chemical Information and Modeling*, 48(6):1138–1151, 2008.
- 5 N. H. Bshouty. Optimal algorithms for the coin weighing problem with a spring scale. *The 22nd Conference on Learning Theory (COLT'09)*, 2009.
- 6 C. C. Cao, C. Li, and X. Sun. Quantitative group testing-based overlapping pool sequencing to identify rare variant carriers. *BMC Bioinformatics*, 15:195, 2014.
- 7 A. Coja-Oghlan, O. Gebhard, M. Hahn-Klimroth, and P. Loick. Optimal group testing. *Combinatorics, Probability and Computing*, page 1–38, 2021.
- 8 A. Coja-Oghlan, F. Krzakala, W. Perkins, and L. Zdeborová. Information-theoretic thresholds from the cavity method. *Advances in Mathematics*, 333:694–795, 2018.
- 9 A. G. Djakov. On a search model of false coins. In *Topics in Information Theory. Hungarian Acad. Sci.*, volume 16, pages 163–170, 1975.
- 10 D.L. Donoho and J. Tanner. Thresholds for the recovery of sparse solutions via l1 minimization. In *40th Annual Conference on Information Sciences and Systems*, pages 202–206, 2006.
- 11 R. Dorfman. The detection of defective members of large populations. *The Annals of Mathematical Statistics*, 14(4):436–440, 1943.
- 12 P. Erdős and A. Rényi. On two problems of information theory. *Magyar Tud. Akad. Mat. Kutató Int. Közl.*, 8:229–243, 1963.
- 13 U. Feige and A. Lellouche. Quantitative group testing and the rank of random matrices, 2020. [arXiv:2006.09074](https://arxiv.org/abs/2006.09074).
- 14 S. Foucart and H. Rauhut. *An Invitation to Compressive Sensing*, pages 1–39. Springer New York, New York, NY, 2013.
- 15 X. Gao, M. Sitharam, and A. E. Roitberg. Bounds on the jensen gap, and implications for mean-concentrated distributions. *The Australian Journal of Mathematical Analysis and Applications*, 16(16):1–16, 2019.
- 16 V. Grebinski and G. Kucherov. Optimal reconstruction of graphs under the additive model. *Algorithmica*, 28(1):104–124, 2000.
- 17 M. Jerrum. Large cliques elude the metropolis process. *Random Struct. Algorithms*, 3(4):347–360, 1992.
- 18 E. Karimi, F. Kazemi, A. Heidarzadeh, K. R. Narayanan, and A. Sprintson. Non-adaptive quantitative group testing using irregular sparse graph codes. *2019 57th Annual Allerton Conference on Communication, Control, and Computing (Allerton) IEEE*, pages 608–614, 2019.
- 19 E. Karimi, F. Kazemi, A. Heidarzadeh, K. R. Narayanan, and A. Sprintson. Sparse graph codes for non-adaptive quantitative group testing. In *2019 IEEE Information Theory Workshop (ITW)*, pages 1–5, 2019.
- 20 J. P. Martins, R. Santos, and R. Sousa. Testing the maximum by the mean in quantitative group tests. In *New Advances in Statistical Modeling and Applications*, pages 55–63. Springer, 2014.
- 21 Y. C. Pati, R. Rezaifar, and P. S. Krishnaprasad. Orthogonal matching pursuit: recursive function approximation with applications to wavelet decomposition. In *Proceedings of 27th Asilomar Conference on Signals, Systems and Computers*, pages 40–44 vol.1, 1993.

- 22 M. Raab and A. Steger. "balls into bins" — A simple and tight analysis. In *Randomization and Approximation Techniques in Computer Science (RANDOM'98)*, pages 159–170, 1998.
- 23 J. Scarlett and V. Cevher. Phase transitions in the pooled data problem. In *Advances in Neural Information Processing Systems 30: Annual Conference on Neural Information Processing Systems 2017, 4-9 December 2017, Long Beach, CA, USA*, pages 376–384, 2017.
- 24 P. Sham, J. S. Bader, I. Craig, M. O'Donovan, and M. Owen. Dna pooling: a tool for large-scale association studies. *Nature Reviews Genetics*, 3:862–871, 2002.
- 25 H. S. Shapiro. Problem e 1399. *Amer. Math. Monthly*, 67:82, 1960.
- 26 S. Sparrer and R. F. H. Fischer. Soft-feedback omp for the recovery of discrete-valued sparse signals. In *2015 23rd European Signal Processing Conference (EUSIPCO)*, pages 1461–1465, 2015.
- 27 J. Spencer. *Asymptopia*. American Mathematical Society, 2014.
- 28 Y. Wang and W. Yin. Sparse signal reconstruction via iterative support detection. *SIAM Journal on Imaging Sciences*, 3(3):462–491, January 2010.

A

 Groundwork

A.1 Preliminaries

In this section we present some standard results on concentration bounds and comparing distributions. Afterwards, we present some technical lemmas from the theory of concentration inequalities of the binomial distribution and approximating results for random walks that are used throughout the proof section.

We begin, for the convenience of the reader, with the basic Chernoff bound in the form which we will employ due to [27].

► **Lemma 10.** *Let $X \sim \text{Bin}(n, p)$, $\varepsilon > 0$ and $\delta \in (0, 1)$. Then we find that*

$$\mathbb{P}[X > (1 + \delta)np] \leq \exp(-np\delta^2/(2 + \delta)) \quad \text{and} \quad \mathbb{P}[X < (1 - \delta)np] \leq \exp(-np\delta^2/2).$$

The following lemmas are results on the asymptotic behavior of random walks. A random walk \mathbf{R} can be described by its transition probabilities $R(x, y)$. The simple random walk on \mathbb{Z} has the transition probabilities $R(x, x + 1) = R(x, x - 1) = 1/2$.

► **Lemma 11** (Section 1.5 of [27]). *The probability that a one-dimensional simple random walk with $2j$ steps will end at its original position is asymptotically given by $(\pi j)^{-1/2}(1 + O(j^{-1}))$.*

► **Lemma 12.** *The following asymptotic equivalence holds for every $0 < p = p(n) < 1$ s.t. $np \rightarrow \infty$.*

$$\sum_{j=1}^{n/2} \binom{n}{2j} p^{2j} (1-p)^{n-2j} j^{-1/2} = 2^{-1/2} \sum_{j=1}^n \binom{n}{j} p^j (1-p)^{n-j} j^{-1/2} + O((np)^{-1}) \quad (4)$$

Proof. Let $\mathbf{X} \sim \text{Bin}_{\geq 1}(n, p)$ and define $a_j = \mathbb{P}(\mathbf{X} = j) / \sqrt{j/2}$ for $j = 1 \dots n$. Then

$$a_{j+1}/a_j = (p/(1-p)) (j/(j+1))^3)^{1/2} (n-j)$$

is larger than 1 up to $j^* \in \{[(n+1)p], [(n+1)p-1]\}$, depending on n being even or odd, and strictly less than 1 for $j = j^* + 1, \dots, n$. Furthermore, $a_j = o(1)$ for every j . Define j' as the largest even integer s.t. $j' \leq j^*$. Then

$$\begin{aligned} \sum_{j=1}^{n/2} a_{2j} &\geq \frac{1}{2} \left(\sum_{j=1}^{j'/2} a_{2j} + a_{2j-1} + \sum_{j=j'/2+1}^{n/2-1} a_{2j} + a_{2j+1} \right) \\ &= \left(\frac{1}{2} \sum_{j=1}^n a_j \right) + \frac{1}{2} (a_{j'+1} + a_n + a_{n-1} \cdot \mathbf{1}(n \text{ odd})) = \left(\frac{1}{2} \sum_{j=1}^n a_j \right) + O((np)^{-2}), \end{aligned} \quad (5)$$

and similarly

$$\sum_{j=1}^{n/2} a_{2j} \leq \frac{1}{2} \left(\sum_{j=1}^{j'/2} a_{2j} + a_{2j+1} + \sum_{j=j'/2+1}^{n/2-1} a_{2j-1} + a_{2j} \right) \leq \left(\frac{1}{2} \sum_{j=1}^n a_j \right) + O((np)^{-2}). \quad (6)$$

Equations (5) and (6) jointly imply (4). ◀

Let μ be a distribution, f a real-valued function and $\mathbf{X} \sim \mu$. Then the *Jensen gap* $\mathcal{J}(f, \mu)$ is defined as

$$\mathcal{J}(f, \mu) = |\mathbb{E}[f(\mathbf{X})] - f(\mathbb{E}[\mathbf{X}])|.$$

A well known upper bound on the Jensen gap for functions $f : I \rightarrow \mathbb{R}$ s.t. $|f(x) - f(\mathbb{E}[\mathbf{X}])| \leq M|x - \mathbb{E}[\mathbf{X}]|$ for all $x \in I$ (see equation (1.1) of [15]) is given by

$$\mathcal{J}(f, \mu) \leq M\mathbb{E}[|\mathbf{X} - \mathbb{E}[\mathbf{X}]|]. \quad (7)$$

An immediate consequence is the following corollary.

► **Corollary 13.** *Let $\mathbf{X} \sim \text{Bin}_{x \geq 1}(n, p)$ be a binomial random variable conditioned on being at least 1, s.t. $\lim_{n \rightarrow \infty} np = \infty$. Then, as $n \rightarrow \infty$, the following holds.*

$$\mathbb{E}[\mathbf{X}^{-1/2}] = (1 + o(n^{-1}))\mathbb{E}[\mathbf{X}]^{-1/2} \quad \text{and} \quad \mathbb{E}[\mathbf{X}^{-1}] = (1 + o(n^{-1}))\mathbb{E}[\mathbf{X}]^{-1} \quad (8)$$

Proof. Let $\mathbf{X}' \sim \text{Bin}(n, p)$. As $\mathbb{P}(\mathbf{X} = 0) = (1 - p)^n = o(1)$, we find $\|\mathbf{X} - \mathbf{X}'\|_{\text{TV}} = o(1)$. Then Lemma 10 and (7) imply

$$\left| \mathbb{E}[\mathbf{X}^{-1/2}] - \mathbb{E}[\mathbf{X}]^{-1/2} \right| \leq \mathbb{E}[|\mathbf{X} - \mathbb{E}[\mathbf{X}]|] = o(n^{-1}) \quad \text{and} \quad (9)$$

$$\left| \mathbb{E}[\mathbf{X}^{-1}] - \mathbb{E}[\mathbf{X}]^{-1} \right| \leq \mathbb{E}[|\mathbf{X} - \mathbb{E}[\mathbf{X}]|] = o(n^{-1}). \quad (10)$$

The corollary follows directly from Equation (10). ◀

Finally, we require the following result for the balls-into-bins experiment.

► **Lemma 14.** *Suppose that B balls are thrown uniformly at random into D bins. Then, with probability $\left(1 - \left(1 - \frac{1}{D}\right)^B\right)^D$, we find no empty bins.*

A.2 Properties of the Pooling Scheme

For the analysis of QGT, the underlying pooling scheme can be seen as a bipartite factor graph \mathbf{G} . The structure is induced by degree sequences $\mathbf{\Delta} = (\Delta_i)_{i \in [n]}$ and Γ and the chosen test design is randomized. Nevertheless we can apply standard techniques to gain insight into the form of the underlying graph. In order to prove Lemma 3, we show each of the two statements.

► **Lemma 15.** *With probability $1 - o(n^{-2})$ we have for all $i \in [n]$*

$$\Delta_i = \frac{m}{2} + O(\sqrt{m \ln n}).$$

Proof. From the construction of \mathbf{G} , it follows that Δ_i is distributed as $\text{Bin}(mn/2, 1/n)$. Then Lemma 10 implies for an individual $x_i \in V$

$$\mathbb{P}(\Delta_i > m/2 + O(\sqrt{m \ln^2 n})) = n^{-\omega(1)}$$

Taking the union bound over all n individuals implies the lemma. ◀

► **Lemma 16.** *With probability $1 - o(n^{-2})$ we have for all $i \in [n]$*

$$\Delta_i^* = (1 - 1/\sqrt{e})m + O(\sqrt{m \ln n}).$$

Proof. The probability that an individual x_i is assigned to a specific test a_j is given by

$$p = 1 - \left(1 - \frac{1}{n}\right)^\Gamma = \left(1 + n^{-\Omega(1)}\right) (1 - 1/\sqrt{e}).$$

Since tests select their participating individuals independently of each other, we observe that $\Delta_i^* \sim \text{Bin}(m, p)$. Thus, a standard application of the Chernoff bound and the union bound over all n individuals implies the lemma. \blacktriangleleft

Those results suffice in order to show that \mathcal{R} as given through Lemma 3 is indeed a high probability event.

Proof of Lemma 3. The lemma follows from Lemmas 15 and 16. \blacktriangleleft

B Proof of Theorem 1

B.1 Proof of Lemma 5

The product of the two binomial coefficients simply accounts for the number of configurations σ that have overlap ℓ with σ . Hence, with \mathcal{S} denoting the event that one specific $\sigma \in \{0, 1\}^V$ that has overlap ℓ with σ belongs to $S_{k,\ell}(\mathbf{G}, \mathbf{y})$, it suffices to show for $\mathbf{X} \sim \text{Bin}_{\geq 1}(\Gamma, 2(1-\ell/k)k/n)$ that

$$\mathbb{P}[\mathcal{S} \mid \mathcal{R}] \leq (1 + O(1)) \left(\frac{1}{\sqrt{2\pi}} \mathbb{E} \left[\frac{1}{\sqrt{\mathbf{X}}} \right] \right)^m$$

By the pooling scheme, the size of each test is fixed to $\Gamma = n/2$ with individuals chosen uniformly at random with replacement. Observe that all tests are independent of each other. Therefore, we need to determine the probability that for a specific σ and a specific test a_i the test result is consistent with the test result under σ , i.e., $\mathbf{y}_i = y_i$. Given the overlap ℓ , we know for a uniformly at random drawn σ that $\mathbb{P}[\sigma_i = \sigma_i = 1] = \ell/n$, $\mathbb{P}[\sigma_i = \sigma_i = 0] = (n - 2k + \ell)/n$ and finally $\mathbb{P}[\sigma_i \neq \sigma_i] = (k - \ell)/n$ holds for all individuals x_i . We get

$$\begin{aligned} \mathbb{P}[\mathcal{S} \mid \mathcal{R}] &\leq \prod_{i=1}^m \sum_{j=1}^{\mathbf{y}_i} \binom{\Gamma}{j, j, \Gamma - 2j} \left((1 - \ell/k) \frac{k}{n} \right)^{2j} \left(1 - 2(1 - \ell/k) \frac{k}{n} \right)^{\Gamma - 2j} \\ &\leq \left(\sum_{j=1}^{\Gamma/2} \binom{\Gamma}{2j} \left(2(1 - \ell/k) \frac{k}{n} \right)^{2j} \left(1 - 2(1 - \ell/k) \frac{k}{n} \right)^{\Gamma - 2j} \binom{2j}{j} 2^{-2j} \right)^m \end{aligned} \quad (11)$$

The last two components of (11) describe the probability that a one-dimensional simple random walk will return to its original position after $2j$ steps, which is by Lemma 11 equal to $(1 + O(j^{-1}))/\sqrt{\pi j}$. The term before describes the probability that a $\text{Bin}_{\geq 1}(\Gamma, 2(1-\ell/k)k/n)$ random variable \mathbf{X} takes the value $2j$. For $\ell \leq k - (1 - \exp(-1/2)) \ln k$ the expectation of \mathbf{X} given \mathbf{G} is at least of order $\ln k$ such that the asymptotic description of the random walk return probability is feasible. Note that if ℓ gets closer to k , the expectation of \mathbf{X} gets finite, s.t. the random walk approximation is not feasible anymore. Therefore, using Lemma 12, we

can, as long as $\Gamma(2(1 - \ell/k)k/n) = \Omega(\ln n)$, simplify (11) in the large-system limit to

$$\begin{aligned} \mathbb{P}[\mathcal{S} \mid \mathcal{R}] &\leq (1 + O(1)) \left(\sum_{j=1}^{\Gamma/2} \binom{\Gamma}{2j} \left(2(1 - \ell/k)\frac{k}{n}\right)^{2j} \left(1 - 2(1 - \ell/k)\frac{k}{n}\right)^{\Gamma-2j} \frac{1}{\sqrt{\pi j}} \right)^m \\ &= (1 + O(1)) \left(\frac{1}{2} \sum_{j=1}^{\Gamma} \binom{\Gamma}{j} \left(2(1 - \ell/k)\frac{k}{n}\right)^j \left(1 - 2(1 - \ell/k)\frac{k}{n}\right)^{\Gamma-j} \frac{1}{\sqrt{\pi j/2}} \right)^m \\ &= (1 + O(1)) \left(\frac{1}{\sqrt{2\pi}} \mathbb{E} \left[\frac{1}{\sqrt{\mathbf{X}}} \right] \right)^m \end{aligned}$$

which implies Lemma 5. ◀

B.2 Proof of Lemma 6

Let $\mathbf{X} \sim \text{Bin}(\Gamma, 2(1 - \ell/k)k/n)$. Then Lemma 5 and Corollary 13 imply

$$\mathbb{E}[Z_{k,\ell}(\mathbf{G}, \mathbf{y}) \mid \mathcal{R}] \leq (1 + O(1)) \binom{k}{\ell} \binom{n-k}{k-\ell} (2\pi \mathbb{E}[\mathbf{X}])^{-m/2}$$

In the following we use the well known fact [27] that as $n \rightarrow \infty$ we have

$$n^{-1} \ln \binom{n}{np} \rightarrow H(p),$$

where the expression $H(a)$ with $a \in [0, 1]$ denotes the entropy of a $\text{Be}(a)$ -variable such that $H(a) = -a \ln(a) - (1-a) \ln(1-a)$. Correspondingly by taking the $\ln(\cdot)$ on the r.h.s. and scaling with $1/n$, we find that

$$\begin{aligned} &\frac{1}{n} \ln (\mathbb{E}[Z_{k,\ell}(\mathbf{G}, \mathbf{y}) \mid \mathcal{R}]) \tag{12} \\ &= \frac{1}{n} \left(\ln(1 + O(1)) + \ln \binom{k}{\ell} + \ln \binom{n-k}{k-\ell} - \frac{m}{2} \ln(2\pi \mathbb{E}[\mathbf{X}]) \right) \\ &\leq (1 + o(1)) \left(\frac{k}{n} H\left(\frac{\ell}{k}\right) + \left(1 - \frac{k}{n}\right) H\left(\frac{k-\ell}{n-k}\right) - \frac{m}{2n} \ln \left(4\pi \Gamma \left(1 - \frac{\ell}{k}\right) \frac{k}{n}\right) \right) \\ &= (1 + o(1)) \left(\frac{k}{n} H\left(\frac{\ell}{k}\right) + \left(1 - \frac{k}{n}\right) H\left(\frac{k-\ell}{n-k}\right) - \frac{ck/n \ln(n/k)}{2 \ln k} \ln(2\pi k(1 - \ell/k)) \right) \tag{13} \end{aligned}$$

Lemma 6 follows. ◀

B.3 Proof of Lemma 7

Recall that for $\gamma = 1 - \exp(-1/2)$ and c being a constant we have

$$m = ck \ln \left(\frac{n}{k}\right) / \ln k = c \frac{1-\theta}{\theta} k \quad \text{and} \quad 0 \leq \ell \leq k - \gamma \ln k. \tag{14}$$

Then define $f_{n,k} : [0, k - \gamma \ln k] \rightarrow \mathbb{R}$ as

$$\ell \mapsto \left(\frac{k}{n} H\left(\frac{\ell}{k}\right) + \left(1 - \frac{k}{n}\right) H\left(\frac{k-\ell}{n-k}\right) - \frac{ck/n \ln(n/k)}{2 \ln k} \ln(2\pi(1 - \ell/k)k) \right) \tag{15}$$

and suppose, as usually, $0 \ln 0 = 0$. By Lemma 6 we find $n^{-1} \ln (\mathbb{E}[Z_{k,\ell}(\mathbf{G}, \mathbf{y}) | \mathbf{G}]) \leq (1 + o(1))f_{n,k}(\ell)$. Expanding the entropy yields

$$f_{n,k}(\ell) = \frac{1}{n} \left(-\ell \ln \left(\frac{\ell}{k} \right) - (k - \ell) \ln \left(1 - \frac{\ell}{k} \right) - (k - \ell) \ln \left(\frac{k - \ell}{n - k} \right) - (n - 2k + \ell) \ln \left(1 - \frac{k - \ell}{n - k} \right) + \frac{ck \ln(k/n)}{2 \ln k} \ln \left(2\pi k \left(1 - \frac{\ell}{k} \right) \right) \right).$$

Therefore,

$$f'_{n,k}(\ell) = \frac{1}{n} \left(-\ln \left(\frac{\ell}{k} \right) + \ln \left(1 - \frac{\ell}{k} \right) + \ln \left(\frac{k - \ell}{n - k} \right) - \ln \left(1 - \frac{k - \ell}{n - k} \right) - \frac{ck \ln(k/n)}{2(k - \ell) \ln k} \right),$$

$$f''_{n,k}(\ell) = \frac{1}{n} \left(-\frac{1}{\ell} - \frac{2}{k - \ell} - \frac{1}{n - 2k + \ell} - \frac{ck \ln(k/n)}{2 \ln k (k - \ell)^2} \right).$$

As long as $\ell = o(k)$ we find that

$$nf''_{n,k}(\ell) = -\frac{1}{\ell} - \frac{1}{n - 2k + \ell} - \frac{1}{k - \ell} \left(2 - \frac{ck(1 - \theta)}{2\theta(k - \ell)} \right) < 0 \quad (16)$$

as $\left| \frac{1}{k - \ell} \left(2 - \frac{ck(1 - \theta)}{2\theta(k - \ell)} \right) \right| \ll \frac{1}{\ell}$. In this case, Equation (16) shows that $f'_{n,k}$ is monotonously decreasing in ℓ for large enough n . Furthermore, $f'_{n,k}$ is continuous on $(0, k - \gamma \ln k]$. Let $\tilde{c} > 0$ be an arbitrary constant, then we have

$$nf'_{n,k} \left(\tilde{c} \frac{k^2}{n} \right) = -\ln \left(\tilde{c} \frac{k}{n} \right) + \ln \left(1 - \tilde{c} \frac{k}{n} \right) + \ln \left(\frac{k}{n} \right) + \ln \left(\frac{1 - \tilde{c}k/n}{1 - k/n} \right) \quad (17)$$

$$- \ln \left(1 - \frac{k(1 - \tilde{c}k/n)}{n(1 - k/n)} \right) + \frac{c(1 - \theta)}{2\theta(1 - \tilde{c}k/n)} \quad (18)$$

$$= -\ln(\tilde{c}) + \frac{c(1 - \theta)}{\theta} + o(1)$$

Thus, Equation (18) implies that there are constants $0 < \tilde{c}_1 < \tilde{c}_2 < \infty$ such that

$$nf'_{n,k} \left(\tilde{c}_1 \frac{k^2}{n} \right) > 0 \quad \text{and} \quad nf'_{n,k} \left(\tilde{c}_2 \frac{k^2}{n} \right) < 0.$$

By the intermediate value theorem we conclude that there is $\hat{c} \in [\tilde{c}_1, \tilde{c}_2]$ such that $\hat{c} \frac{k^2}{n}$ is the unique zero of $f'_{n,k}$ for all $\ell = o(k)$ and, respectively, the unique maximizer of $f_{n,k}$ in this regime. Finally, by putting this value into Equation (15) we find that the highest order terms satisfy

$$nf_{n,k} \left(\hat{c} \frac{k^2}{n} \right) < 0 \iff nH(k/n) - \frac{ck \ln(n/k)}{2} < 0 \iff c > -2 \frac{H(k/n)}{k/n \ln(k/n)} = 2 + o(1). \quad (19)$$

We are left to show that, for large enough n , we have $f_{n,k}(\ell) < 0$ for any $k - \gamma \ln k \geq \ell = \Theta(k)$. It is immediate from the definition that, in this case, we find

$$nf_{n,k}(\ell) = -\frac{c(1 - \theta)}{2\theta} k \ln(k) + O(k) \quad (20)$$

which is negative.

Therefore, the assertion of the lemma follows from Equations (14), (19), and (20) \blacktriangleleft

B.4 Proof of Proposition 8

Assume, $\sigma \in \{0, 1\}^n$ is a second configuration consistent with the test results vector \mathbf{y} . By definition, there is at least one infected individual $x_j \in V$ s.t. $\sigma_j = 0$.

By Lemma 3 the size of $\partial^* x_j$ is at least $\Delta_j^* \geq (1 - \exp(-1/2))m - O(\sqrt{m} \ln n)$ and for any test $a_l \in \partial x_j$ we find $|y_l(\sigma) - y_l(\sigma^*)| \geq 1$. In order to guarantee $y(\sigma^*) = y(\sigma)$, it is certainly necessary (admittedly not likely sufficient) to identify individuals x_1, \dots, x_h s.t. $\sigma_i = 1 - \sigma_i^*$ for $i = 1 \dots h$ s.t. $\partial\{x_1, \dots, x_h\} \supseteq \partial x_j$.

By construction of \mathbf{G} , the amount of tests in $\partial^* x_j$ that do not contain any of the individuals x_1, \dots, x_h , i.e., $\mathbf{H} = |\{a \in \partial^* x_j : \{x_1, \dots, x_h\} \cap \partial a = \emptyset\}|$, can be coupled with the distribution of the number of empty bins in a balls-into-bins experiment, described as follows. Given \mathbf{G} , throw $b = \sum_{i=1}^h \deg(x_i)$ balls into $\deg(x_i) \geq (1 - \exp(-1/2))m - O(\sqrt{m} \ln n)$ bins. Denote by \mathbf{H}' the number of empty bins. Since for any x_i the $\deg(x_i)$ edges are not only distributed over the $(1 - o(1))(1 - \exp(-1/2))m$ factor nodes in ∂x_j but over all m factor nodes in \mathbf{G} , we find

$$\mathbb{P}[\mathbf{H} = 0 \mid \mathcal{R}] \leq \mathbb{P}[\mathbf{H}' = 0 \mid \mathcal{R}]. \quad (21)$$

Since given \mathcal{R} , $b = (1 + o(1))hm/2$ by Lemma 14, the r.h.s. of (21) becomes by using $h = L \ln m$ and letting $\gamma = (1 - \exp(-1/2))$

$$\mathbb{P}[\mathbf{H}' = 0 \mid \mathcal{R}] \leq \left(1 - \left(1 - \frac{1}{\gamma m}\right)^{hm/2}\right)^{\gamma m} = (1 + o(1)) \exp\left(-\gamma m^{1-L/(2\gamma)}\right).$$

This value is $n^{-\omega(1)}$ whenever $L < 2\gamma$, thus if

$$h < 2\gamma \ln(m) \sim 2\gamma (\ln k + \ln \ln k).$$

We conclude that if the Hamming distance of σ^* and σ is at least one, it is w.h.p. at least $2\gamma (\ln k + \ln \ln k)$ with probability $1 - n^{-\omega(1)}$. Thus, a union bound over all k infected individuals implies the proposition. \blacktriangleleft

C Proof of Theorem 2

Recall that Δ_j^* is the number of distinct tests individual x_j is connected to and Δ_j signifies the total number of tests in which x_j is contained (multi-edges counted multiple times). Furthermore, let \mathcal{E}_j be the σ -algebra generated by the edges incident to x_j . Furthermore, let $\mathbf{A}_{ij} \in \mathbb{N}_0$ denote how often individual x_j appears in test a_j .

► **Corollary 17.** *Let $1 \leq j \leq n$. Given \mathcal{E}_j the random variable*

$$\mathbf{S}_j = \psi_j - \Delta_j = \sum_{i=1}^m \mathbf{1}\{\mathbf{A}_{ij} > 0\} (\mathbf{y}_j - \mathbf{A}_{ij})$$

has distribution

$$\text{Bin}\left(\Delta_j^* \Gamma - \Delta_j, \frac{k - \mathbf{1}\{\sigma(j) = 1\}}{n - 1}\right).$$

Proof. This is immediate from the model definition. There are $\Gamma \Delta_j^* - \Delta_j$ half-edges connected to tests in the neighborhood of x_j which are connected to different individuals than x_j . Each of those half-edges is connected to one of $k - \mathbf{1}\{\sigma(j) = 1\}$ infected individuals independently out of the $n - 1$ remaining individuals. \blacktriangleleft

For the sake of brevity let $\gamma = 1 - \exp(-1/2)$. Given the event \mathcal{R} which guarantees concentration properties of the underlying graph we find, with high probability,

$$\mathbb{E}[\mathbf{S}_j \mid \mathcal{E}_j, \mathcal{R}] = (1 \pm \delta) \frac{\gamma km}{2} \quad \text{where} \quad \delta := \frac{\sqrt{2} \ln n}{\sqrt{\gamma mk}} = o(1). \quad (22)$$

The Chernoff bound allows us to bound the tails of \mathbf{S}_j as follows.

► **Lemma 18.** *Let $\alpha \in (0, 1)$ be a constant and $m = dk \ln \frac{n}{k}$. Given \mathcal{R} we find*

$$\mathbb{P}(|\mathbf{S}_j - \mathbb{E}[\mathbf{S}_j \mid \mathcal{E}_j, \mathcal{R}]| \geq (1 - \alpha)m/2 \mid \mathcal{E}_j, \mathcal{R}) \leq \exp\left(- (1 + o(1)) \frac{(1 - \alpha)^2 d}{4\gamma(1 + o(1))} \ln \frac{n}{k}\right).$$

Proof. The Chernoff bound (Lemma 10) directly implies

$$\begin{aligned} \mathbb{P}(|\mathbf{S}_j - \mathbb{E}[\mathbf{S}_j \mid \mathcal{E}_j] \mid \mathcal{E}_j, \mathcal{R}| \geq (1 - \alpha)m/2) &\leq \exp\left(- (1 + o(1)) \frac{(1 - \alpha)^2 m}{8\mathbb{E}[\mathbf{S}_j \mid \mathcal{E}_j, \mathcal{R}]}\right) \\ &= \exp\left(- (1 + o(1)) \frac{(1 - \alpha)^2 m}{4\gamma k(1 + o(1))}\right) \\ &= \exp\left(- (1 + o(1)) \frac{(1 - \alpha)^2 dk \ln(n/k)}{4\gamma k(1 + o(1))}\right) \\ &= \exp\left(- (1 + o(1)) \frac{(1 - \alpha)^2 d}{4\gamma(1 + o(1))} \ln(n/k)\right), \end{aligned}$$

as claimed. ◀

Next we show that, depending on a suitable choice for a threshold, the scores of infected and uninfected individuals are indeed well separated.

► **Corollary 19.** *Let $\varepsilon > 0$ be an arbitrary constant.*

If $m \geq (4 + \varepsilon)(1 - \exp(-1/2)) \frac{1 + \sqrt{\theta}}{1 - \sqrt{\theta}} k \ln \frac{n}{k}$ there is an $\alpha \in (0, 1)$ such that, w.h.p., we have

$$\begin{aligned} \mathbf{S}_j + \Delta_j &\geq \mathbb{E}[\mathbf{S}_j \mid \mathcal{E}_j] + (1 - \alpha)m/2 && \text{for all } x_j \text{ s.t. } \sigma(j) = 1, \\ \mathbf{S}_j &< \mathbb{E}[\mathbf{S}_j \mid \mathcal{E}_j] + (1 - \alpha)m/2 && \text{for all } x_j \text{ s.t. } \sigma(j) = 0. \end{aligned}$$

Proof. Let x_j be an infected individual. We may condition on the event \mathcal{R} , therefore, we suppose that $\Delta_j = m/2 + O(\sqrt{m} \ln n)$. Then Lemma 18 ensures

$$\begin{aligned} \mathbb{P}(\mathbf{S}_j + \Delta_j \leq \mathbb{E}[\mathbf{S}_j \mid \mathcal{E}_j] + (1 - \alpha)m/2 \mid \mathcal{E}_j, \mathcal{R}) &\leq \exp\left(-\alpha^2 d / (4\gamma(1 + o(1))) \ln \frac{n}{k}\right) \\ &= \exp\left(\frac{(\theta - 1)\alpha^2 d}{4\gamma(1 + o(1))} \ln n\right). \end{aligned}$$

Hence, the union bound shows that the first inequality holds for all infected individuals x_j w.h.p. if

$$\frac{(\theta - 1)\alpha^2 d}{4\gamma(1 + o(1))} + \theta < 0. \quad (23)$$

Analogously, the second inequality holds for all uninfected individuals w.h.p. if

$$\begin{aligned} \mathbb{P}[\mathbf{S}_j \geq \mathbb{E}[\mathbf{S}_j \mid \mathcal{E}_j] + (1 - \alpha)m/2 \mid \mathcal{E}_j] &\leq \exp\left(\left((1 - \alpha)^2 d / (4\gamma(1 + o(1)))\right) \ln \frac{n}{k}\right) \\ &= \exp\left(\frac{(\theta - 1)(1 - \alpha)^2 d}{4\gamma(1 + o(1))} \ln n\right). \end{aligned}$$

Thus, the union bound shows that the second inequality holds w.h.p. if

$$\frac{(\theta - 1)(1 - \alpha)^2 d}{4\gamma(1 + o(1))} + 1 < 0. \quad (24)$$

Thus, as one sufficient condition is monotonously increasing in α while the other is monotonously decreasing, the optimal choice of α is the one that makes the two terms (23) and (24) equal:

$$\frac{(\theta - 1)\alpha^2 d}{4\gamma(1 + o(1))} + \theta = \frac{(\theta - 1)(1 - \alpha)^2 d}{4\gamma(1 + o(1))} + 1,$$

which boils down to

$$\alpha = \frac{d - 4\gamma(1 + o(1))}{2d}.$$

By putting this solution for α into (23) we find that (23) equals

$$\frac{(\theta - 1)(d - 4(\gamma + o(1)))^2}{16\gamma d + o(1)} + \theta.$$

Hence, it suffices to find $d = d(\theta)$ such that

$$\frac{(\theta - 1)(d - 4\gamma + o(1))^2}{16\gamma d + o(1)} + \theta = 0.$$

There are two solutions, the greater of which works out to be

$$d = 4\gamma \cdot \frac{1 + \sqrt{\theta}}{1 - \sqrt{\theta}} + o(1).$$

Hence, for d exceeding this value the two desired inequalities are valid w.h.p. ◀

C.1 Proof of Theorem 2

Theorem 2 follows directly from Corollary 19 and the definition $m = dk \ln \frac{n}{k}$.