

# TOTAL POSITIVITY IN STRUCTURED BINARY DISTRIBUTIONS

STEFFEN LAURITZEN, CAROLINE UHLER, AND PIOTR ZWIERNIK

**ABSTRACT.** We study binary distributions that are multivariate totally positive of order 2 ( $\text{MTP}_2$ ). Binary distributions can be represented as an exponential family and we show that  $\text{MTP}_2$  exponential families are convex. Moreover,  $\text{MTP}_2$  quadratic exponential families, which contain ferromagnetic Ising models and attractive Gaussian graphical models, are defined by intersecting the space of canonical parameters with a polyhedral cone whose faces correspond to conditional independence relations. Hence  $\text{MTP}_2$  serves as an implicit regularizer for quadratic exponential families and leads to sparsity in the estimated graphical model. We prove that the maximum likelihood estimator (MLE) in an  $\text{MTP}_2$  binary exponential family exists if and only if the sign patterns  $(1, -1)$  and  $(-1, 1)$  are represented in the sample for every pair of vertices; in particular, this implies that the MLE may exist with  $n = d$  samples, in stark contrast to unrestricted binary exponential families where  $2^d$  samples are required. Finally, we provide a globally convergent algorithm for computing the MLE for  $\text{MTP}_2$  Ising models similar to iterative proportional scaling and apply it to the analysis of data from two psychological disorders. Throughout, we compare our results on  $\text{MTP}_2$  Ising models with the Gaussian case and identify similarities and differences.

## 1. INTRODUCTION AND MOTIVATION

This paper discusses exponential families and, in particular, binary graphical models with a special form of positive dependence. Total positivity is a strong form of positive dependence that has become an important concept in modern statistics; see, e.g., [14, 22]. This property (also called the  $\text{MTP}_2$  property) appeared in the study of stochastic orderings, asymptotic statistics, and in statistical physics [19, 30]. Families of distributions with this property lead to many computational advantages [9, 16, 32] and they are a convenient shape constraint in nonparametric statistics [33]. They also became a useful tool in modelling with latent variables; see [10] for an overview. In particular, in [4] the  $\text{MTP}_2$  property explicitly appeared in the description of the binary latent class model.

In a recent paper [18], the  $\text{MTP}_2$  property was studied in the context of graphical models and conditional independence in general: It was shown that the property of  $\text{MTP}_2$  has strong consequences for the interpretation of graphical models, as, for example, any  $\text{MTP}_2$  distribution with positive density is faithful to its pairwise independence graph and ensures the absence of paradoxes of Simpson type, since associations do not change signs under marginalization or conditioning with other variables.

---

*Date:* May 24, 2022.

*2010 Mathematics Subject Classification.* 60E15, 62H99, 15B48.

*Key words and phrases.* Concentration graph, graphical models, Ising models, log-supermodular distributions, multivariate total positivity, exponential families.

Studying graphical models under the  $\text{MTP}_2$  property is particularly popular in the Gaussian setting, where the property was shown to simplify inference [5, 27]. In the Gaussian case the  $\text{MTP}_2$  property is equivalent to the covariance matrix being an inverse M-matrix, which is a linear constraint on the concentration matrix. This led Slawski and Hein [34] to propose efficient learning procedures based on convex optimization; see also [11, 17, 25]. The present paper develops similar results for binary distributions, in particular for Ising models.

The remainder of this paper is structured as follows: In Section 2 we formally introduce  $\text{MTP}_2$  distributions and review various properties of such distributions. While most of this paper concentrates on binary distributions, in Section 3, we provide a general discussion of  $\text{MTP}_2$  exponential families, in particular showing that they are convex. Moreover, we show that  $\text{MTP}_2$  quadratic exponential families, which contain as special examples ferromagnetic Ising models and attractive Gaussian graphical models, are defined by intersecting the space of canonical parameters with a polyhedral cone, whose faces correspond to conditional independence relations.

Sections 4 and 5 contain our main results. By representing binary distributions as exponential families, in Section 4.1 we show that under  $\text{MTP}_2$  the MLE exists if and only if the sign patterns  $(1, -1)$  and  $(-1, 1)$  are represented in the sample for every pair of vertices  $ij$ . This implies that under  $\text{MTP}_2$  the MLE may exist with  $n = d$  samples, a stark contrast to the unrestricted case, where  $2^d$  samples are required. Next, in Section 4.2 we study the KKT conditions for binary exponential families, connect them to so-called *imsets* [35], and show how this connection can be used for computing the MLE in  $\text{MTP}_2$  binary exponential families. In Section 4.3 we study binary exponential families that factorize according to a graph  $G$  and show that the MLE exists if and only if the sign patterns  $(1, -1)$  and  $(-1, 1)$  are represented in the sample for every edge  $ij$  in  $G$ . Finally, in Section 4.4 we apply these results to *symmetric* binary distributions satisfying  $p(x) = p(-x)$ .

Section 5 is devoted to *Ising models*, a special class of binary distributions that form a quadratic exponential family. In particular, we develop a globally convergent algorithm for computing the MLE in  $\text{MTP}_2$  Ising models analogous to *iterative proportional scaling* (IPS). In addition, we discuss the special case of  $\text{MTP}_2$  Ising models with no external field, a prominent example of a symmetric binary distribution. Such distributions have been studied in [28] as a close proxy to the Gaussian distribution and we discuss their similarities and differences. Finally, in Section 6 we apply our algorithm to the analysis of two psychological disorders, showing that the resulting  $\text{MTP}_2$  graphical model is highly interpretable and consistent with domain knowledge.

## 2. PRELIMINARY RESULTS AND DEFINITIONS

Let  $V = \{1, \dots, d\}$  be a finite set and let  $X = (X_v, v \in V)$  be random variables with labels in  $V$ . We consider the product space  $\mathcal{X} = \prod_{v \in V} \mathcal{X}_v$ , where  $\mathcal{X}_v \subseteq \mathbb{R}$  is the state space of  $X_v$ , inheriting the order from  $\mathbb{R}$ . In this paper, the state spaces are either discrete (finite sets) or open intervals on the real line. All distributions are assumed to have densities with respect to the product measure  $\mu = \otimes_{v \in V} \mu_v$ , referred to as the *base*

measure, where  $\mu_v$  is the counting measure if  $\mathcal{X}_v$  is discrete, and  $\mu_v$  is the Lebesgue measure giving length 1 to the unit interval if  $\mathcal{X}_v$  is an open interval.

A function  $f$  on  $\mathcal{X}$  is said to be *multivariate totally positive of order 2* (MTP<sub>2</sub>) if

$$(1) \quad f(x)f(y) \leq f(x \wedge y)f(x \vee y) \quad \text{for all } x, y \in \mathcal{X},$$

where  $x \wedge y$  and  $x \vee y$  denote the elementwise minimum and maximum, i.e.,

$$x \wedge y = (\min(x_v, y_v), v \in V), \quad x \vee y = (\max(x_v, y_v), v \in V).$$

Similarly, a function  $g$  on  $\mathcal{X}$  is *submodular* if

$$g(x \wedge y) + g(x \vee y) \leq g(x) + g(y) \quad \text{for all } x, y \in \mathcal{X}.$$

and *modular* if

$$g(x \wedge y) + g(x \vee y) = g(x) + g(y) \quad \text{for all } x, y \in \mathcal{X}.$$

These inequalities are non-trivial only if  $x, y \in \mathcal{X}$  are *not comparable*, that is, neither  $x \leq y$  nor  $x \geq y$ . For  $d = 2$ , a function that is MTP<sub>2</sub> is simply called *totally positive* [22]. We say that  $X$  or the distribution of  $X$  is MTP<sub>2</sub> if its density function  $p$  is MTP<sub>2</sub>. In the following, we review various basic properties of MTP<sub>2</sub> distributions; for more details; see, for example, [18].

**Proposition 2.1.** *The MTP<sub>2</sub> property is closed under taking products, conditioning, and marginalization, that is,*

- (i) *if  $f$  and  $g$  are MTP<sub>2</sub> on  $\mathcal{X}$ , then their product  $fg$  is MTP<sub>2</sub>;*
- (ii) *if  $X$  has an MTP<sub>2</sub> distribution, then for every  $C \subseteq V$ , the conditional distribution of  $X_C | X_{V \setminus C} = x_{V \setminus C}$  is MTP<sub>2</sub> for almost all  $x_{V \setminus C}$ ;*
- (iii) *if  $X$  has an MTP<sub>2</sub> distribution, then for any  $A \subseteq V$ , the marginal distribution of  $X_A$  is MTP<sub>2</sub>;*

We also emphasize that the MTP<sub>2</sub> property does not depend on the underlying product measure; more precisely the following property holds.

**Proposition 2.2.** *Let  $p$  be the density of  $X$  with respect to the product measure  $\mu = \otimes_{v \in V} \mu_v$  and let  $p'$  be the density of  $X$  with respect to another product measure  $\mu' = \otimes_{v \in V} \mu'_v$  that is absolutely continuous with respect to  $\mu$ . Then if  $p$  is MTP<sub>2</sub>, so is  $p'$ .*

This result follows directly from the fact that every MTP<sub>2</sub> function stays MTP<sub>2</sub> after multiplication with a function of the form  $\prod_{v \in V} g_v(x_v)$  for some univariate functions  $g_v$ ,  $v \in V$ .

If a function  $f : \mathcal{X} \rightarrow \mathbb{R}$  is strictly positive, we can write

$$(2) \quad f(x) = e^{-F(x)},$$

where  $F(x) = -\log f(x)$ . In this case,  $f$  is MTP<sub>2</sub> if and only if  $F$  is submodular. This observation allows employing various results on submodular functions; see, for example, [7]. A simple consequence is that for strictly positive distributions, MTP<sub>2</sub> can be verified by checking that (1) holds for  $x, y \in \mathcal{X}$  that are not comparable and differ in exactly two coordinates; c.f. [22, Proposition 2.1]. We call such pairs *elementary* and denote the set of all elementary pairs by  $\mathcal{E} \subset \mathcal{X} \times \mathcal{X}$ . As an example, consider Gaussian

distributions. Denoting the covariance matrix by  $\Sigma$  and its inverse by  $K = \Sigma^{-1}$ , then the  $\text{MTP}_2$  distributions correspond precisely to the ones where  $K$  is an M-matrix, that is  $K_{ij} \leq 0$  for all  $i \neq j$ ; see, for example, [25].

### 3. TOTALLY POSITIVE EXPONENTIAL FAMILIES

While the remainder of this work will concentrate on binary distributions, we start with a brief general discussion of  $\text{MTP}_2$  for exponential families. We start by showing that maximum likelihood estimation for exponential families under  $\text{MTP}_2$  leads to a convex optimization problem. We then discuss conditions for the existence of the MLE and finally specialize these results to quadratic exponential families, which include as prominent examples the Gaussian distribution and the Ising model.

**3.1. Convexity of totally positive exponential families.** Consider an exponential family with density  $p(x; \theta)$  satisfying

$$(3) \quad \log p(x; \theta) = \langle \theta, T(x) \rangle - A(\theta) + g(x),$$

with sample space  $\mathcal{X}$ , sufficient statistics  $T : \mathcal{X} \rightarrow \mathbb{R}^k$  and base measure  $\mu$ . Assume that the family is *minimally represented*, i.e. that  $\langle \lambda, T(X) \rangle + b = 0$  almost surely implies  $\lambda = 0$ , and that the family is *regular* so that the space of canonical parameters

$$\mathcal{K} = \{\theta \in \mathbb{R}^k : A(\theta) < \infty\}$$

is an open convex set. Throughout, we assume that there exists  $\theta_0$  such that  $p(x; \theta_0)$  is a product distribution, or equivalently,

$$(4) \quad p(x \vee y; \theta_0)p(x \wedge y; \theta_0) = p(x; \theta_0)p(y; \theta_0) \quad \text{for all } x, y \in \mathcal{X}.$$

Since every distribution in an exponential family can act as the base distribution, we can then pick  $p(x; \theta_0)$  as the base measure. It then holds that

$$g(x \vee y) + g(x \wedge y) - g(x) - g(y) = 0.$$

We say that such an exponential family *has a product base*. Note that, by Proposition 2.2, changing the base measure to another product measure does not affect the property of total positivity. Examples of exponential families with a product base include Gaussian graphical models and log-linear models.

For an exponential family of the form (3) and any two  $x, y \in \mathcal{X}$  we define

$$\Delta(x, y; \theta) := \log \left( \frac{p(x \vee y; \theta)p(x \wedge y; \theta)}{p(x; \theta)p(y; \theta)} \right).$$

The density  $p(x; \theta)$  is  $\text{MTP}_2$  if and only if  $\Delta(x, y; \theta) \geq 0$  for all elementary pairs in  $\mathcal{E}$ . For exponential families with a product base it holds that

$$\Delta(x, y; \theta) = \langle \theta, T(x \wedge y) + T(x \vee y) - T(x) - T(y) \rangle,$$

which is an *affine* function in  $\theta$ . This directly implies the following result.

**Theorem 3.1.** *Let  $\mathcal{K}_2 \subset \mathcal{K}$  denote the subset of canonical parameters for which the density  $p(x; \theta)$  is  $\text{MTP}_2$ . Then  $\mathcal{K}_2$  is a convex set that is relatively closed in  $\mathcal{K}$ .*

We note that this result holds also for exponential families without a product measure. However, in that case the set of  $\text{MTP}_2$  canonical parameters  $\mathcal{K}_2$  may be empty.

In [25] we considered the Gaussian setting and showed that  $\mathcal{K}_2$  is a convex cone. By essentially the same argument, this extends to discrete Gaussian distributions over  $\mathcal{X} = \mathbb{Z}^d$ , which were introduced in [1]. More generally, we obtain the following result.

**Proposition 3.2.** *The set  $\mathcal{K}_2$  is obtained by intersecting  $\mathcal{K}$  with a closed convex cone  $\mathcal{C} \subseteq \mathbb{R}^d$ , whose dual cone is the closure of the cone generated by the set*

$$\{T(x \wedge y) + T(x \vee y) - T(x) - T(y) : x, y \in \mathcal{E}\}.$$

*Proof.* The set of inequalities  $\Delta(x, y; \theta) \geq 0$ , one for each elementary pair  $x, y \in \mathcal{E}$ , defines a convex cone in  $\theta \in \mathbb{R}$ . We have  $\langle \theta, T(x \wedge y) + T(x \vee y) - T(x) - T(y) \rangle \geq 0$  for all  $x, y \in \mathcal{E}$  if and only if  $\langle \theta, v \rangle \geq 0$  for all  $v$  in the cone generated by the set  $\{T(x \wedge y) + T(x \vee y) - T(x) - T(y) : x, y \in \mathcal{E}\}$ , denote it by  $\mathcal{C}^*$ . This shows that  $\mathcal{C} = (\mathcal{C}^*)^\vee$  and so  $\mathcal{C}^\vee = (\mathcal{C}^*)^{\vee\vee}$ . The latter is equal to the closure of  $\mathcal{C}^*$  by the standard theory of convex cones; see, for example, [13, Section 2.6.1].  $\square$

We end this subsection with the following remark.

*Remark 3.3.* When  $\mathcal{X}$  is finite, i.e. for log-linear models, Proposition 3.2 implies that  $\mathcal{C}$  is polyhedral. Since  $\mathcal{C}$  is polyhedral also in the Gaussian setting, finiteness of  $\mathcal{X}$  is not a necessary condition. In fact, we will show in Proposition 3.5 that  $\mathcal{C}$  is polyhedral for any quadratic exponential family. When  $\mathcal{C}$  is polyhedral, then every face of  $\mathcal{C}$  intersected with  $\mathcal{K}_2$  corresponds to the  $\text{MTP}_2$  distributions in an exponential subfamily.

**3.2. The MLE and its existence.** An important consequence of Theorem 3.1 is that any  $\text{MTP}_2$  exponential family is a convex exponential family and thus the maximum likelihood estimator (MLE), if it exists, is uniquely defined; see [8, Section 9.4].

Let  $x_1, \dots, x_n$  denote a random sample of size  $n$  and let  $\bar{T} := \frac{1}{n} \sum_i T(x_i)$  be the average of the corresponding sufficient statistics. Let  $\mathcal{S}$  denote the interior of  $\text{conv}(\text{supp}(\mu \circ T^{-1}))$ , the convex support of the sufficient statistics. Then by the general theory of exponential families [8], the MLE  $\hat{\theta}$  exists if and only if  $\bar{T}$  lies in  $\mathcal{S}$ , in which case it is uniquely defined by

$$\nabla A(\hat{\theta}) = \mathbb{E}_{\hat{\theta}}[T(X)] = \bar{T}.$$

The following theorem extends this result to a characterization of existence of the MLE for the subfamily of  $\text{MTP}_2$  distributions. By Proposition 3.2 there exists a closed convex cone  $\mathcal{C}$  such that the space of all  $\text{MTP}_2$  canonical parameters is given by  $\mathcal{K}_2 = \mathcal{K} \cap \mathcal{C}$ . We define

$$\mathcal{S}_2 := \mathcal{S} - \mathcal{C}^\vee$$

as the Minkowski sum of  $\mathcal{S}$  with the dual of  $-\mathcal{C}$ ; c.f. Proposition 3.2.

**Theorem 3.4.** *Let  $p(x; \theta)$  be a minimally represented regular exponential family. Then the MLE  $\hat{\theta}$  based on  $\bar{T}$  exists in the  $\text{MTP}_2$  submodel if and only if  $\bar{T} \in \mathcal{S}_2$ , in which case  $\hat{\theta}$  is uniquely defined by*

- (a) *primal feasibility:*  $\hat{\theta} \in \mathcal{K}_2$ ,
- (b) *dual feasibility:*  $\hat{\sigma} := \nabla A(\hat{\theta}) \in \mathcal{S}$  with  $\hat{\sigma} - \bar{T} \in \mathcal{C}^\vee$ ,

(c) *complementary slackness*:  $\langle \hat{\theta}, \hat{\sigma} - \bar{T} \rangle = 0$ .

*Proof.* The maximum likelihood estimation problem can be formulated as the following optimization problem:

$$\begin{aligned} & \underset{\theta \in \mathcal{K}}{\text{maximize}} && \langle \theta, \bar{T} \rangle - A(\theta) \\ & \text{subject to} && \theta \in \mathcal{C}. \end{aligned}$$

This is a convex optimization problem, since  $A(\theta)$  is convex on  $\mathcal{K}$ . The Lagrangian is

$$\mathcal{L}(\theta, \lambda) = \langle \theta, \bar{T} \rangle - A(\theta) + \langle \theta, \lambda \rangle,$$

where  $\lambda \in \mathcal{C}^\vee$ . Let  $A^*$  denote the conjugate dual of  $A$  with domain  $\mathcal{S}$ . Then

$$\max_{\theta \in \mathcal{K}} \mathcal{L}(\theta, \lambda) = A^*(\bar{T} + \lambda),$$

and hence the dual optimization problem is given by

$$\begin{aligned} & \underset{\sigma \in \mathcal{S}}{\text{minimize}} && A^*(\sigma) \\ & \text{subject to} && \sigma - \bar{T} \in \mathcal{C}^\vee. \end{aligned}$$

The MLE exists if and only if the primal and dual problems are feasible. The primal problem is feasible by the assumption  $\mathcal{K}_2 \neq \emptyset$ . The dual problem is feasible if and only if  $\bar{T} \in \mathcal{S}_2$ . The characterization of the MLE then follows from the KKT conditions.  $\square$

Note that sparsity in  $\hat{\theta}$  is a natural consequence of complementary slackness. In the Gaussian setting, this observation led to a series of recent papers [25, 31, 34]. Another natural set-up for similar results is the case of quadratic exponential families discussed in the next section.

**3.3. Quadratic exponential families.** The density function of a *quadratic exponential family* is of the form

$$(5) \quad p(x; h, J) = \exp(h^T x + x^T J x / 2 - A(h, J)),$$

with  $h \in \mathbb{R}^d$  and  $J \in \mathbb{S}^d$ , where  $\mathbb{S}^d$  is the set of symmetric matrices in  $\mathbb{R}^{d \times d}$ . Important examples of such exponential families in the discrete setting are Ising models, which we discuss in more detail in Section 5, and Gaussian graphical models in the continuous setting. Note that in the binary setting we require  $J_{ii} = 0$  in order to obtain a minimally represented exponential family. We start by showing that  $\mathcal{C}$  is a polyhedral cone for any quadratic exponential family.

**Proposition 3.5.** *The subfamily of  $\text{MTP}_2$  distributions in a quadratic exponential family is obtained by intersecting  $\mathcal{K}$  with a polyhedral cone  $\mathcal{C}$ , namely the cone  $\mathbb{S}_+^d = \{J \in \mathbb{S}^d \mid J_{ij} \geq 0 \text{ for all } i \neq j\}$ .*

*Proof.* By [18, Theorem 7.5], a quadratic exponential family is  $\text{MTP}_2$  if and only if  $\exp(J_{ij}x_i x_j)$  is  $\text{MTP}_2$  for all  $i \neq j$ . This is the case if and only if for every  $x, y$  that differ in two coordinates  $i, j$  with  $x_i < y_i$  and  $x_j > y_j$ , it holds that

$$J_{ij}(y_i - x_i)(x_j - y_j) \geq 0,$$

or equivalently  $J_{ij} \geq 0$ . This completes the proof.  $\square$

We denote the mean parameters by  $\mu := \mathbb{E}_\theta X$  and  $\Xi := \mathbb{E}_\theta XX^T$ . Then  $(\mu, \Xi)$  can be transformed to  $(\mu, \Sigma)$ , where  $\Sigma = \Xi - \mu\mu^T$  is the covariance matrix of  $X$ . Note that

$$\mathcal{C} = \{(h, J) \in \mathbb{R}^m \times \mathbb{S}^m : J_{ij} \geq 0 \text{ for } i \neq j\}.$$

Each facet of  $\mathcal{C}$  corresponds to one of the  $J_{ij}$ 's being zero; c.f. Remark 3.3. Equivalently, each facet consists of members in the MTP<sub>2</sub> exponential family that satisfy the conditional independence relation  $X_i \perp\!\!\!\perp X_j | X_{V \setminus \{i, j\}}$ . The dual cone of  $\mathcal{C}$  is given by

$$(6) \quad \mathcal{C}^\vee = \{(0, \Xi) \in \mathbb{R}^m \times \mathbb{S}^m : \Xi_{ij} \geq 0 \text{ for } i \neq j\}.$$

Let  $x_1, \dots, x_n$  denote a random sample of size  $n$  and let  $\bar{x} = \frac{1}{n} \sum_i x_i$  and  $M = \frac{1}{n} \sum_i x_i x_i^T$  be the corresponding mean parameters. Let  $S = M - \bar{x}\bar{x}^T$  denote the sample covariance matrix. By standard exponential family theory, the MLE in the quadratic exponential family (5) corresponds to the unique distribution in the family which matches the sample mean parameters, i.e.,  $(\hat{\mu}, \hat{\Xi}) = (\bar{x}, M)$ , or equivalently,  $(\hat{\mu}, \hat{\Sigma}) = (\bar{x}, S)$ . By adding the MTP<sub>2</sub> constraint, the situation becomes more interesting. As a direct corollary to Theorem 3.4 we obtain the following result regarding the MLE in an MTP<sub>2</sub> quadratic exponential family.

**Corollary 3.6.** *Let  $p(x; h, J)$  be a minimal regular quadratic exponential family. Let  $\bar{x}$  and  $S$  be the sample mean and covariance matrix. Then the corresponding MLE  $(\hat{h}, \hat{J}) \in \mathcal{K}$  with  $(\hat{\mu}, \hat{\Xi}) := \nabla A(\hat{h}, \hat{J})$  and  $\hat{\Sigma} := \hat{\Xi} - \hat{\mu}\hat{\mu}^T$ , is uniquely defined by*

- (i)  $\hat{J}_{ij} \geq 0$  for  $i \neq j$ ,
- (ii)  $\hat{\mu} = \bar{x}$ ,  $\hat{\Sigma}_{ii} = S_{ii}$ , and  $\hat{\Sigma}_{ij} \geq S_{ij}$  for  $i \neq j$ ,
- (iii)  $(\hat{\Sigma}_{ij} - S_{ij})\hat{J}_{ij} = 0$  for all  $i \neq j$ .

*Proof.* The conditions of Theorem 3.4 translate precisely to (i), (ii), (iii), namely the primal feasibility condition is derived in Proposition 3.5, the dual feasibility condition follows from (6), and the complementary slackness condition follows from the fact that the inner product between dual cones is zero if and only if each summand is zero.  $\square$

The specialization of this result to Gaussian graphical models was discussed in [25]. Note that the MTP<sub>2</sub> constraint induces sparsity in the MLE  $\hat{J}$  through the complementary slackness constraint (iii). For example, if  $S_{ij} < 0$ , then complementary slackness implies that  $\hat{J}_{ij} = 0$  simply because in an MTP<sub>2</sub> distribution all covariances are positive. The sparsity pattern of  $\hat{J}$  defines a face  $\mathcal{F}$  of the polyhedral cone  $\mathcal{C}$ . As in the Gaussian setting [25, Corollary 2.4], the MTP<sub>2</sub> MLE  $\hat{J}$  is the MLE of the quadratic exponential family without the MTP<sub>2</sub> constraint restricted to the face  $\mathcal{F}$ .

**Corollary 3.7.** *Let  $\hat{J}$  denote the MLE of a quadratic exponential family under MTP<sub>2</sub>. Let  $\mathcal{F} = \{(i, j) \in V \times V \mid \hat{J}_{ij} = 0\}$ . Then  $\hat{J}$  equals the maximum likelihood estimate in the quadratic exponential family without the MTP<sub>2</sub> constraint under the linear constraints  $J_{ij} = 0$  for all  $(i, j) \in \mathcal{F}$ .*

*Proof.* This follows since the unique MLE in this quadratic exponential family is given by the equations (ii) in Corollary 3.6 above.  $\square$

## 4. TOTALLY POSITIVE BINARY DISTRIBUTIONS

For the remainder of this paper, we concentrate on binary distributions, i.e., distributions over the sample space  $\mathcal{X} = \{-1, 1\}^d$ . To simplify notation we often use the following bijection between  $\mathcal{X}$  and the set  $\mathbf{B}_d$  of all subsets of  $\{1, \dots, d\}$ , namely an element  $x \in \mathcal{X}$  maps to the subset of all  $i \in \{1, \dots, d\}$  for which  $x_i = 1$ . For example, in the case  $d = 3$  the point  $x = (1, 1, -1)$  maps to the subset  $\{1, 2\}$  and  $(-1, -1, -1)$  to the empty set. Note that  $\mathcal{X}$  and  $\mathbf{B}_d$  are also isomorphic as lattices because the min-max operators  $\wedge, \vee$  on  $\mathcal{X}$  correspond to the set operations  $\cap, \cup$  in  $\mathbf{B}_d$ .

Building on the results from Section 3, in the following we provide conditions for existence of the MLE in MTP<sub>2</sub> binary exponential families. In particular, we study the KKT conditions for this setting and develop conditions for existence of the MLE in the special case of binary distributions that factorize according to a graph (such as Ising models) and symmetric binary distributions where  $p(x) = p(-x)$  (such as Ising models with no external field). Ising models will be discussed in detail in Section 5.

**4.1. Existence of the MLE.** Let  $\mathbb{P}(\mathcal{X})$  denote the set of all probability distributions over  $\mathcal{X}$  and  $\mathcal{P}_2$  the set of all totally positive binary distributions, i.e.,

$$\mathcal{P}_2 = \{p \in \mathbb{P}(\mathcal{X}) \mid \forall x, y \in \mathcal{X} : p(x \vee y)p(x \wedge y) \geq p(x)p(y)\}.$$

We note that  $\mathcal{P}_2$  is compact and *geometrically convex*, i.e.,

$$p_1, p_2 \in \mathcal{P}_2 \implies c^{-1} \sqrt{p_1 p_2} \in \mathcal{P}_2$$

where

$$c := \sum_{x \in \mathcal{X}} \sqrt{p_1(x)p_2(x)} \leq 1$$

and  $c < 1$  unless  $p_1 = p_2$  by the Cauchy–Schwarz inequality.

For a lattice  $L$  we say that a subset  $L'$  of  $L$  forms a *sublattice* of  $L$  if for any two  $x, y \in L$  it holds that  $x \wedge y \in L'$  and  $x \vee y \in L'$ . Note that for any  $p \in \mathcal{P}_2$  its support  $\text{supp}(p) = \{x : p(x) > 0\}$  is always a sublattice of  $\mathcal{X}$ , since

$$p(x) > 0, p(y) > 0 \implies p(x \vee y)p(x \wedge y) \geq p(x)p(y) > 0.$$

Consider a sample  $U = \{x_1, \dots, x_n\}$  with likelihood function

$$L(p) = \prod_{i=1}^n p(x_i)$$

and let  $\mathcal{L}(U)$  be the the smallest sublattice of  $\mathcal{X}$  containing the sample  $U$ . We now show that the support of the MLE is given by  $\mathcal{L}(U)$ .

**Theorem 4.1.** *The likelihood function attains its maximum over  $\mathcal{P}_2$  in a unique point  $\hat{p}$ . Furthermore, it holds that  $\text{supp}(\hat{p}) = \mathcal{L}(U)$ .*

*Proof.* Continuity of the likelihood function together with compactness of  $\mathcal{P}_2$  ensures that the maximum is attained. To prove uniqueness, suppose for contradiction that  $\hat{p}_1 \neq \hat{p}_2$  both maximize  $L$ . Then

$$L(c^{-1} \sqrt{\hat{p}_1 \hat{p}_2}) = c^{-n} \sqrt{L(\hat{p}_1)L(\hat{p}_2)} > L(\hat{p}_i)$$

contradicting that  $\hat{p}_i$  were maximizers.

Finally, note that  $U \subseteq \text{supp}(\hat{p})$  and hence  $\mathcal{L}(U) \subseteq \text{supp}(\hat{p})$ . We show  $\mathcal{L}(U) \supseteq \text{supp}(\hat{p})$  by contradiction. Suppose  $\mathcal{L}(U) \subsetneq \text{supp}(\hat{p})$ , then we can construct  $\tilde{p} \in \mathcal{P}_2$  such that  $L(\tilde{p}) > L(\hat{p})$ , which contradicts the fact that  $\hat{p}$  is the MLE; namely, let  $\tilde{p}$  be  $\hat{p}$  projected onto  $\mathcal{L}(U)$  and rescaled to be a probability mass function, i.e.  $\tilde{p}(x) \propto p(x)\mathbf{1}_{\mathcal{L}(U)}$ . Then  $\tilde{p} \in \mathcal{P}_2$  and  $L(\tilde{p}) > L(\hat{p})$ , which concludes the proof.  $\square$

We now recall the representation of strictly positive binary distributions as an exponential family. Define  $\lambda(x) := \log p(x)$  for  $x \in \mathcal{X}$ . To write the exponential representation of this family of distributions we consider the space  $\mathbb{R}^{\mathcal{X}}$  of dimension  $2^d$  equipped with the inner product

$$\langle \theta, \sigma \rangle := \sum_{x \in \mathcal{X}} \theta(x) \sigma(x).$$

For  $x \in \mathcal{X}$ , define a vector  $T(x) \in \{0, 1\}^{\mathcal{X}}$  such that  $T(x)(y) = 1$  if  $x = y$  and it is zero otherwise. The set of binary distributions forms a regular exponential family which is minimally represented with canonical parameters  $\theta(x) = \lambda(x) - \lambda(-\mathbf{1})$  for  $x \neq -\mathbf{1}$ . Denote by  $\theta$  the vector of all  $\theta(x)$  for  $x \in \mathcal{X}$  and observe that  $\theta(-\mathbf{1}) = 0$ . Then

$$p(x) = \exp(\langle \theta, T(x) \rangle - A(\theta)),$$

where  $A(\theta) = \log[\langle \mathbf{1}, \exp(\theta) \rangle]$ . The space of canonical parameters is simply the  $2^d - 1$  dimensional real vector space  $\mathbb{R}^{\mathcal{X}'}$  where  $\mathcal{X}' = \mathcal{X} \setminus \{-\mathbf{1}\}$ . The interior of the convex support of the sufficient statistics is given by the set

$$\mathcal{S} = \left\{ p \in \mathbb{R}^{\mathcal{X}'} : p(x) > 0 \text{ for all } x \in \mathcal{X}' \text{ and } \sum_{x \in \mathcal{X}'} p(x) < 1 \right\},$$

which we identify with the interior of the probability simplex, namely

$$\mathcal{S}_1 = \left\{ p : p(x) > 0 \text{ for all } x \in \mathcal{X} \text{ and } \sum_{x \in \mathcal{X}} p(x) = 1 \right\}.$$

The constraints on the space of canonical parameters  $\mathcal{K}$  defining binary MTP<sub>2</sub> distributions are

$$(7) \quad \theta(x \wedge y) + \theta(x \vee y) - \theta(x) - \theta(y) \geq 0$$

for all elementary pairs  $x, y \in \mathcal{X}$ . We recall that a pair  $x, y$  is elementary if there exist a subset  $A \subset V$  and  $i, j \in V \setminus A$  such that  $x$  corresponds to  $A \cup \{i\}$  and  $y$  corresponds to  $A \cup \{j\}$ . The number of such pairs is  $\binom{d}{2} 2^{d-2}$ . Another way to phrase (7) is that  $\theta$  is a supermodular set-function that satisfies the normalizing condition  $\theta(-\mathbf{1}) = 0$ ; c.f. [7].

Each inequality in (7) can be formulated as a sign condition on a particular conditional correlation  $\text{cov}(X_i, X_j | X_{V \setminus \{i, j\}} = x) \geq 0$  for all  $i, j \in V$  and  $x \in \{-1, 1\}^{d-2}$ . Therefore, each facet mentioned in Remark 3.3 corresponds to a context specific conditional independence statement where two variables are independent conditioned on a particular value of the remaining variables. When  $d = 3$  there are six such constraints and these play an important role in the boundary decomposition of the latent class model [3]. To see how they appear in the description of a general binary latent class model see [4].

The following result provides conditions for existence of the MLE for binary  $\text{MTP}_2$  distributions. Theorem 1 in [34] states that the MLE for  $\text{MTP}_2$  Gaussian distributions exists if and only if all sample correlations are strictly less than one. Proposition 4.2 is the analogous result for binary distributions.

**Proposition 4.2.** *The MLE exists within  $\mathcal{K}_2$  if and only if  $\mathcal{L}(U) = \mathcal{X}$ . Furthermore,  $\mathcal{L}(U) = \mathcal{X}$  if and only if every pair-marginal  $U_{ij}$  for  $i, j \in V$  has both of  $(1, -1)$  and  $(-1, 1)$  represented.*

*Proof.* The MLE exists in the binary exponential family if and only if the estimator  $\hat{p}$  in the extended family  $\mathbb{P}(\mathcal{X})$  has full support. Thus, as a consequence of Theorem 4.1, the  $\text{MTP}_2$  MLE exists if and only if  $\mathcal{L}(U) = \mathcal{X}$ .

For the second statement we first prove the backward direction using the identification between  $\mathcal{X}$  and subsets of  $V$ . Suppose every pair-marginal  $U_{ij}$  for  $i, j \in V$  has both of  $(1, -1)$  and  $(-1, 1)$  represented. This means that for every  $i$  there is a set  $x_{ij} \in U$  with  $i \in x_{ij}$  and  $j \notin x_{ij}$ . But then

$$\{i\} = \bigcap_{j \in V \setminus i} x_{ij} \in \mathcal{L}(U) \text{ for all } i.$$

Since the set of all singletons  $\{i\}$  for  $i \in V$  generates the full lattice  $\mathcal{X}$ , we obtain  $\mathcal{L}(U) = \mathcal{X}$  as desired.

We prove the forward direction by proving its contrapositive. Suppose there is a pair  $ij$  such that all sets  $x \in U$  have the property that

$$(8) \quad i \in x \implies j \in x.$$

The set of subsets  $y$  satisfying (8) form a proper sublattice  $\mathcal{L}' \subset \mathcal{X}$ . Since  $\mathcal{L}(U) \subseteq \mathcal{L}'$  we obtain that  $\mathcal{L}(U) \neq \mathcal{X}$ , which completes the proof.  $\square$

As an example, consider the case  $d = 3$ . Then the vectors  $(1, -1, -1)$ ,  $(-1, 1, -1)$ ,  $(-1, -1, 1)$  generate all of  $\{-1, 1\}^3$  and hence every sample supported on these three points will admit a unique MLE under the  $\text{MTP}_2$  constraint. This set is minimal in the sense that it cannot be reduced; none of its subsets generates  $\mathcal{X}$ . There are also minimal generating subsets of size four, e.g.  $(1, 1, -1)$ ,  $(1, -1, -1)$ ,  $(-1, -1, 1)$ ,  $(-1, 1, 1)$ . For general  $d$ , a minimal generating set of  $\{-1, 1\}^d$  is of order  $\mathcal{O}(d)$  and there always exists a minimal generating set of size exactly  $d$ . Hence for binary  $\text{MTP}_2$  distributions  $d$  samples can be sufficient for existence of the MLE. This is in sharp contrast with unrestricted binary exponential families, where the MLE exists only if all  $2^d$  states are observed at least once.

We end this subsection by characterizing when  $p \in \mathcal{P}_2$  has full support. These results are critical for Section 4.3 in order to analyze when the MLE of a binary distribution over a graph has full support.

**Proposition 4.3.** *Let  $p \in \mathcal{P}_2$  and let  $x \in \mathcal{X}$ . Suppose  $p_{ij}(x_i, x_j) > 0$  for all pairs  $i, j$  then  $p(x) > 0$ .*

*Proof.* For every  $i, j$  let  $y^{(ij)} \in \text{supp}(p)$  such that  $y_{ij}^{(ij)} = (x_i, x_j)$ . Let  $A/B$  be the partition of  $V$  such that  $x_i = -1$  for  $i \in A$  and  $x_i = 1$  on  $B$ . For each  $i \in A$

define  $z^{(i)} = \max_{j \in B} y^{(ij)}$ . By construction  $z_i^{(i)} = -1$  and  $z_B^{(i)} = (1, \dots, 1)$ . Moreover  $z^{(i)} \in \text{supp}(p)$  because  $\text{supp}(p)$  is a lattice. Since  $x = \min_{i \in A} z^{(i)}$ ,  $x \in \text{supp}(p)$  again because the support of  $p$  is a lattice.  $\square$

**Corollary 4.4.** *If  $p \in \mathcal{P}_2$  then  $p$  has full support  $\mathcal{X}$  if and only if each pair-margin  $p_{ij}$  has full support.*

**4.2. KKT conditions.** In this subsection, we translate the KKT conditions of Theorem 3.4 to the binary setting. To do this, we introduce some notation. Following Studený [35], we call the elements in  $\mathbb{Z}^{\mathcal{X}}$  *imsets*. An important example of an imset is  $T(x) \in \{0, 1\}^{\mathcal{X}}$  defined earlier. The imset

$$u_{x,y} := T(x \wedge y) + T(x \vee y) - T(x) - T(y)$$

is called a *semi-elementary imset*. If  $x, y$  form an elementary pair then  $u_{x,y}$  is called an *elementary imset*. If this pair is associated to sets  $A \cup \{i\}$  and  $A \cup \{j\}$  we write  $u_{i,j|A}$ . With a slight abuse of notation we denote the class of all elementary imsets by  $\mathcal{E}$ .

Primal feasibility in Theorem 3.4 requires that  $\hat{\theta}$  satisfies (7) or, in other words,

$$(9) \quad \langle \hat{\theta}, v \rangle \geq 0 \quad \text{for all } v \in \mathcal{E}.$$

The dual cone  $\mathcal{C}^\vee$  is the cone in  $\mathbb{R}^{\mathcal{X}}$  generated by all elementary imsets. Dual feasibility in Theorem 3.4 says that  $\hat{\sigma}(x) > 0$  for all  $x \in \mathcal{X}$  and

$$(10) \quad \hat{\sigma} - \bar{T} = \sum_{v \in \mathcal{E}} c_v v \quad \text{where } c_v \geq 0.$$

Although every element in  $\mathcal{C}^\vee$  is a non-negative combination of elementary imsets, such a combination is typically not unique. For example,

$$u_{1,2|3} + u_{1,3|\emptyset} = u_{1,3|2} + u_{1,2|\emptyset}.$$

In particular, the coefficients  $c_v$  above are not uniquely defined. But independent of the choice of these coefficients, the complementary slackness condition is equivalent to

$$\langle \hat{\theta}, \hat{\sigma} - \bar{T} \rangle = \sum_{v \in \mathcal{E}} c_v \langle \hat{\theta}, v \rangle = 0.$$

By (9), this holds if and only if

$$(11) \quad c_v \langle \hat{\theta}, v \rangle = 0 \quad \text{for all } v \in \mathcal{E}.$$

We conclude that  $\langle \hat{\theta}, v \rangle = 0$  for every  $v$  that appears in a nonnegative linear combination of the form (10). In the following example, we show how this characterization of complementary slackness can be used to compute the MLE.

**Example 4.5.** Let  $d = 3$  and consider the sample represented by the diagram to the left in the following figure, where we again made use of the bijection between  $\{-1, 1\}^3$  and the set of all subsets of  $\{1, 2, 3\}$ .

$$\bar{T} = \frac{1}{13} \cdot \begin{array}{c} \textcircled{\frac{\{1,2,3\}}{1}} \\ \textcircled{\frac{\{1,2\}}{2}} \quad \textcircled{\frac{\{1,3\}}{0}} \quad \textcircled{\frac{\{2,3\}}{4}} \\ \textcircled{\frac{\{1\}}{1}} \quad \textcircled{\frac{\{2\}}{0}} \quad \textcircled{\frac{\{3\}}{3}} \\ \textcircled{\frac{\emptyset}{2}} \end{array} \quad \hat{\sigma} = \frac{1}{182} \cdot \begin{array}{c} \textcircled{\frac{\{1,2,3\}}{30}} \\ \textcircled{\frac{\{1,2\}}{12}} \quad \textcircled{\frac{\{1,3\}}{7}} \quad \textcircled{\frac{\{2,3\}}{40}} \\ \textcircled{\frac{\{1\}}{7}} \quad \textcircled{\frac{\{2\}}{16}} \quad \textcircled{\frac{\{3\}}{35}} \\ \textcircled{\frac{\emptyset}{35}} \end{array}.$$

We claim that  $\hat{\sigma}$  represented by the diagram on the right corresponds to the MLE. First we check that  $\hat{\sigma}$  is indeed  $\text{MTP}_2$  by checking that  $\hat{\sigma}(x \vee y)\hat{\sigma}(x \wedge y) - \hat{\sigma}(x)\hat{\sigma}(y) \geq 0$  for all six elementary pairs  $x, y$ . Up to the normalizing constant 182, these are

$$\begin{array}{ll} \{1\}, \{2\} : & 12 \cdot 35 - 7 \cdot 16 > 0 \\ \{1\}, \{3\} : & \mathbf{7 \cdot 35 - 7 \cdot 35 = 0} \\ \{2\}, \{3\} : & 40 \cdot 35 - 16 \cdot 35 > 0 \\ \{1, 3\}, \{2, 3\} : & 30 \cdot 35 - 7 \cdot 40 > 0 \\ \{1, 2\}, \{2, 3\} : & \mathbf{30 \cdot 16 - 12 \cdot 40 = 0} \\ \{1, 2\}, \{1, 3\} : & 30 \cdot 7 - 12 \cdot 7 > 0 \end{array}.$$

This proves primal feasibility in Theorem 3.4. Dual feasibility is verified by the following diagram.

$$\hat{\sigma} - \bar{T} = \frac{16}{182} \cdot \begin{array}{c} \textcircled{\frac{\{1,2,3\}}{1}} \\ \textcircled{\frac{\{1,2\}}{-1}} \quad \textcircled{\frac{\{1,3\}}{0}} \quad \textcircled{\frac{\{2,3\}}{-1}} \\ \textcircled{\frac{\{1\}}{0}} \quad \textcircled{\frac{\{2\}}{1}} \quad \textcircled{\frac{\{3\}}{0}} \\ \textcircled{\frac{\emptyset}{0}} \end{array} + \frac{7}{182} \cdot \begin{array}{c} \textcircled{\frac{\{1,2,3\}}{0}} \\ \textcircled{\frac{\{1,2\}}{0}} \quad \textcircled{\frac{\{1,3\}}{1}} \quad \textcircled{\frac{\{2,3\}}{0}} \\ \textcircled{\frac{\{1\}}{-1}} \quad \textcircled{\frac{\{2\}}{0}} \quad \textcircled{\frac{\{3\}}{-1}} \\ \textcircled{\frac{\emptyset}{1}} \end{array},$$

In other words,  $\hat{\sigma} - \bar{T} = \frac{16}{182} \cdot u_{1,3|2} + \frac{7}{182} \cdot u_{1,3|\emptyset} \in \mathcal{C}^\vee$ . Complementary slackness follows by direct calculations. Note that the two nonzero generators in the decomposition of  $\hat{\sigma} - \bar{T}$  correspond precisely to the  $\text{MTP}_2$  inequalities for  $\hat{\sigma}$  that hold as equalities. These equalities correspond to the conditional independence statement  $1 \perp\!\!\!\perp 3 \mid 2$ .  $\square$

While the MLE in Example 4.5 could be computed by hand, calculations get intractable rather quickly. The following example is sufficiently complicated that it cannot easily be calculated by hand, but still simple enough so that numerical optimization using the algorithm developed in [10] yields the provably exact optimum.

**Example 4.6.** Moussouris [29] provided a now classical example of a distribution  $q$  that is globally Markov to its dependence graph but does not factorize; c.f. [26,

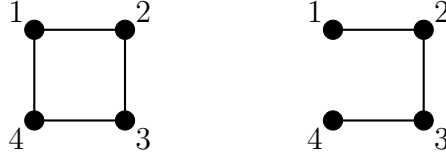


FIGURE 1. A cycle (left) and a chain (right) with four vertices.

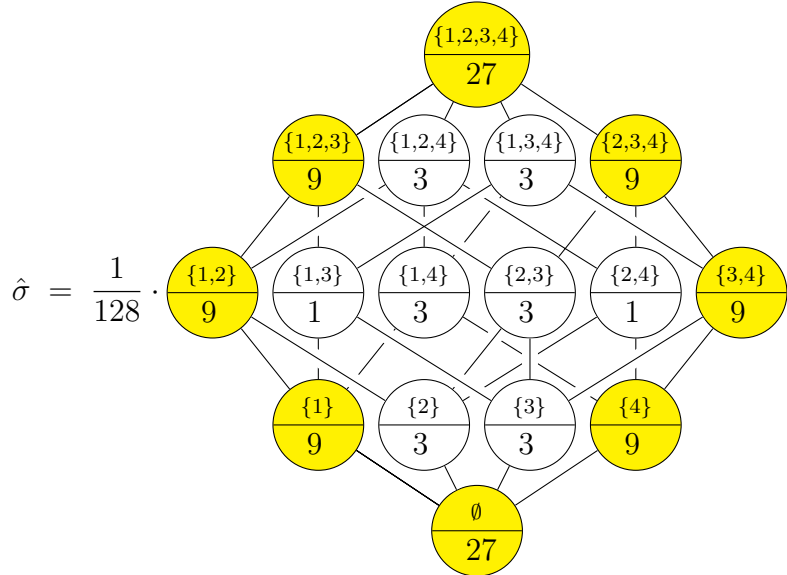
Example 3.10]. The sample in this example is uniformly supported on eight points

$$\begin{array}{cccc} (-1, -1, -1, -1) & (1, -1, -1, -1) & (1, 1, -1, -1) & (1, 1, 1, -1) \\ (-1, -1, -1, 1) & (-1, -1, 1, 1) & (-1, 1, 1, 1) & (1, 1, 1, 1). \end{array}$$

This distribution is globally Markov with respect to the 4-cycle in Figure 1 (left), but the MLE for this graphical model as an exponential family does not exist. Note that this sample distribution is not  $\text{MTP}_2$ , since for example the inequality

$$p(1, -1, -1, 1)p(-1, -1, -1, -1) \geq p(1, -1, -1, -1)p(-1, 1, -1, -1)$$

does *not* hold. On the other hand, since the conditions of Proposition 4.2 are satisfied, the MLE  $\hat{\sigma}$  under  $\text{MTP}_2$  exists. It is represented by the following diagram, where the highlighted nodes correspond to the eight points supported by the sample.



Primal feasibility of  $\hat{\sigma}$  is verified by the following inequalities, one for each of the 24 elementary pairs (labeled by sets  $\{i\} \cup A$  and  $\{j\} \cup A$ ). Up to the normalizing constant

128, these are:

$$\begin{array}{ll}
\{1\}, \{2\} : & 9 \cdot 27 - 9 \cdot 3 > 0 \\
\{1, 4\}, \{2, 4\} : & 3 \cdot 9 - 3 \cdot 1 > 0 \\
\{1\}, \{3\} : & \mathbf{1 \cdot 27 - 9 \cdot 3 = 0} \\
\{1, 4\}, \{3, 4\} : & \mathbf{3 \cdot 9 - 3 \cdot 9 = 0} \\
\{1\}, \{4\} : & \mathbf{3 \cdot 27 - 9 \cdot 9 = 0} \\
\{1, 3\}, \{3, 4\} : & \mathbf{3 \cdot 3 - 1 \cdot 9 = 0} \\
\{2\}, \{3\} : & 3 \cdot 27 - 3 \cdot 3 > 0 \\
\{2, 4\}, \{3, 4\} : & 9 \cdot 9 - 1 \cdot 9 > 0 \\
\{2\}, \{4\} : & \mathbf{1 \cdot 27 - 3 \cdot 9 = 0} \\
\{2, 3\}, \{3, 4\} : & \mathbf{9 \cdot 3 - 3 \cdot 9 = 0} \\
\{3\}, \{4\} : & 9 \cdot 27 - 3 \cdot 9 > 0 \\
\{2, 3\}, \{2, 4\} : & 9 \cdot 3 - 3 \cdot 1 > 0
\end{array}
\quad
\begin{array}{ll}
\{1, 3\}, \{2, 3\} : & 9 \cdot 3 - 1 \cdot 3 > 0 \\
\{1, 3, 4\}, \{2, 3, 4\} : & 27 \cdot 9 - 3 \cdot 9 > 0 \\
\{1, 2\}, \{2, 3\} : & \mathbf{9 \cdot 3 - 9 \cdot 3 = 0} \\
\{1, 2, 4\}, \{2, 3, 4\} : & \mathbf{27 \cdot 1 - 3 \cdot 9 = 0} \\
\{1, 2\}, \{2, 4\} : & \mathbf{3 \cdot 3 - 9 \cdot 1 = 0} \\
\{1, 2, 3\}, \{2, 3, 4\} : & \mathbf{27 \cdot 3 - 9 \cdot 9 = 0} \\
\{1, 2\}, \{1, 3\} : & 9 \cdot 9 - 9 \cdot 1 > 0 \\
\{1, 2, 4\}, \{1, 3, 4\} : & 27 \cdot 3 - 3 \cdot 3 > 0 \\
\{1, 2\}, \{1, 4\} : & \mathbf{3 \cdot 9 - 9 \cdot 3 = 0} \\
\{1, 2, 3\}, \{1, 3, 4\} : & \mathbf{27 \cdot 1 - 9 \cdot 3 = 0} \\
\{1, 3\}, \{1, 4\} : & 3 \cdot 9 - 1 \cdot 3 > 0 \\
\{1, 2, 3\}, \{1, 2, 4\} : & 27 \cdot 9 - 9 \cdot 3 > 0
\end{array}$$

Quite surprisingly the MLE is therefore still globally Markov to the 4-cycle even though these constraints were not explicitly enforced. Moreover,  $\hat{\sigma}$  satisfies an additional conditional independence relation, namely  $1 \perp\!\!\!\perp 4 \mid \{2, 3\}$ , and so it is Markov to the smaller graph in Figure 1 (right).

There are many equivalent ways to write the vector  $\hat{\sigma} - \bar{T}$ . The most canonical is the one using all twelve elementary imsets allowed by the complementary slackness condition (11), that is, the ones corresponding to boldfaced rows above:

$$\begin{aligned}
\hat{\sigma} - \bar{T} &= \frac{3}{128} \cdot u_{1,3|\emptyset} + \frac{1}{128} \cdot u_{1,3|2} + \frac{1}{128} \cdot u_{1,3|4} + \frac{3}{128} \cdot u_{1,3|2,4} + \\
&+ \frac{3}{128} \cdot u_{2,4|\emptyset} + \frac{1}{128} \cdot u_{2,4|1} + \frac{1}{128} \cdot u_{2,4|3} + \frac{3}{128} \cdot u_{2,4|1,3} + \\
&+ \frac{5}{128} \cdot u_{1,4|\emptyset} + \frac{5}{128} \cdot u_{1,4|2} + \frac{5}{128} \cdot u_{1,4|3} + \frac{5}{128} \cdot u_{1,4|2,3}.
\end{aligned}$$

Each of the vectors  $u_{i,j|A}$  above is a generator of  $\mathcal{C}^\vee$  and so  $\hat{\sigma} - \bar{T} \in \mathcal{C}^\vee$ .  $\square$

*Remark 4.7.* To show that  $\hat{\sigma} - \bar{T}$  lies in  $\mathcal{C}^\vee$  it is enough to express it as a nonnegative combination of vectors  $T(x \wedge y) + T(x \vee y) - T(x) - T(y)$  for *arbitrary* pairs  $x, y \in \mathcal{X}$ . This follows directly from [35, Proposition 4.2].

Note that in the above examples the MLEs correspond to models satisfying conditional independence statements. However, in general the MLE will satisfy a set of context specific conditional independence statements that may not lead to full conditional independences. In the following subsection, we consider binary  $\text{MTP}_2$  models that satisfy conditional independence relations given by a graphical model.

**4.3. Models over graphs.** Given a graph  $G = (V, E)$ , let  $\mathcal{P}_2(G)$  denote the set of distributions in  $\mathcal{P}_2$  that lie in the completion of the exponential family ([8, pp. 154-155]) for the graphical model over  $G$ , i.e.

$$\mathcal{P}_2(G) = \mathcal{P}_2 \cap M_E(G),$$

where  $M_E(G)$  denotes the set of *extended Markov* distributions ([26, p. 40]) obtained as limits of factorizing distributions; see also [20]. We note that  $\mathcal{P}_2(G)$  is compact and

geometrically convex (see e.g. [26, p. 73]); hence the MLE over  $\mathcal{P}_2(G)$  exists and is unique. The following result extends Proposition 4.2 to binary graphical models.

**Theorem 4.8.** *If every sample edge-margin  $U_{ij}, ij \in E$  has both of  $(1, -1)$  and  $(-1, 1)$  represented, then the MLE  $\hat{p} \in \mathcal{P}_2(G)$  is unique and has full support.*

The proof makes use of the fact that the support of  $\hat{p}$ , denoted by  $\text{supp}(\hat{p})$ , is a lattice since  $\hat{p} \in \mathcal{P}_2$ . In addition, since  $\hat{p} \in M_E(G)$ ,  $\hat{p}$  also satisfies the global, local, and pairwise Markov properties w.r.t.  $G$  ([26, p. 42, (3.16)]. In particular, the proof relies on the following two lemmas.

**Lemma 4.9.** *If the sample edge-margin  $U_{ij}$  has both of  $(1, -1)$  and  $(-1, 1)$  represented for all  $ij \in E$ , then  $\text{supp}(\hat{p}_{ij}) = \{-1, 1\}^2$  for all  $ij \in E$ .*

*Proof.* By Proposition 2.1, since  $\hat{p}$  is  $\text{MTP}_2$ , so are its marginals  $\hat{p}_{ij}$ . Thus  $\text{supp}(\hat{p}_{ij})$  is a lattice containing  $U_{ij}$ . As a consequence, if  $U_{ij}$  has both of  $(1, -1)$  and  $(-1, 1)$  represented, then  $\text{supp}(\hat{p}_{ij}) = \{-1, 1\}^2$ , which completes the proof.  $\square$

Denoting by  $\partial i$  the neighbors of node  $i \in V$  in  $G$ , the following lemma will be needed for showing that  $\text{supp}(\hat{p}_{ij}) = \{-1, 1\}^2$  for all pairs  $ij$  and not only the pairs  $ij \in E$ .

**Lemma 4.10.** *Suppose that every edge-margin  $U_{ij}$  has both of  $(1, -1)$  and  $(-1, 1)$  represented. If  $\hat{p}_{\partial i}(x_{\partial i}) > 0$  for some  $x_{\partial i}$ , then  $\hat{p}_{i \cup \partial i}(x_{i \cup \partial i}) > 0$  for every  $x_i$ .*

*Proof.* Since  $\hat{p}_{\partial i}(x_{\partial i}) > 0$ , clearly  $\hat{p}_{i \cup \partial i}(x_{i \cup \partial i}) > 0$  for some  $x_i$ , say  $x_i = 1$ . We need to show that  $\hat{p}_{i \cup \partial i}(y_{i \cup \partial i}) > 0$  also if  $y_i = -1$  and  $y_{\partial i} = x_{\partial i}$ . Let  $z_{i \cup \partial i}$  be such that  $z_i = -1$  and  $z_{\partial i} = (1, \dots, 1)$ . Since  $\hat{p} \in \mathcal{P}_2(G)$ , its support is a lattice and the same applies to each margin of  $\hat{p}$ . Because

$$y_{i \cup \partial i} = x_{i \cup \partial i} \wedge z_{i \cup \partial i},$$

to show that  $y_{i \cup \partial i}$  lies in the support of  $\hat{p}_{i \cup \partial i}$  it is sufficient to show that this holds for  $z_{i \cup \partial i}$ . By the assertion, for each  $j \in \partial i$  the edge-margin  $U_{ij}$  has  $(-1, 1)$  represented. In particular, there is a point  $u^{(j)} \in \mathcal{X}$  such that  $u_i^{(j)} = -1$  and  $u_j^{(j)} = 1$ . The support of  $\hat{p}$  necessarily contains all elements in  $U$  and hence  $\hat{p}(u^{(j)}) > 0$  for all  $j \in \partial i$ . Let  $u$  be the elementwise maximum of all  $u^{(j)}$ . This point lies in  $\text{supp}(\hat{p})$  because it forms a lattice. By construction,  $u_{i \cup \partial i} = z_{i \cup \partial i}$ , which proves that  $z_{i \cup \partial i}$  (and hence also  $y_{i \cup \partial i}$ ) lies in the support of  $\hat{p}_{i \cup \partial i}$ . The proof for the case where  $x_i = -1$  is analogous.  $\square$

We are now ready to provide the proof of Theorem 4.8.

*Proof of Theorem 4.8.* From Corollary 4.4 it follows that  $\hat{p}$  has full support if and only if the marginal support  $\text{supp}(\hat{p}_{ij})$  is full for all  $i, j \in V$ . When  $ij \in E$ , this follows from Lemma 4.9. Next, consider a pair  $ij \notin E$ . Since  $\hat{p} \in M_E(G)$ , it satisfies the local Markov property with respect to  $G$ . Hence for any  $x_i, x_j \in \{-1, 1\}$ , it holds that

$$\hat{p}_{ij}(x_i, x_j) = \sum_{x_{\partial i \cup \partial j}} \hat{p}(x_i, x_j | x_{\partial i \cup \partial j}) \hat{p}(x_{\partial i \cup \partial j}) = \sum_{x_{\partial i \cup \partial j}} \hat{p}(x_i | x_{\partial i}) \hat{p}(x_j | x_{\partial j}) \hat{p}(x_{\partial i \cup \partial j}).$$

Since there is at least one  $x_{\partial i \cup \partial j}$  in the support of  $\hat{p}_{\partial i \cup \partial j}$ , then by Lemma 4.10 both of  $\hat{p}(x_i, x_{\partial i})$  and  $\hat{p}(x_j, x_{\partial j})$  are strictly positive and hence also the corresponding summand. It follows that  $\hat{p}_{ij}(x_i, x_j) > 0$ , as desired.  $\square$

Theorem 4.8 provides conditions for the existence of the MLE in the underlying exponential family, which we denote by  $\mathcal{K}_2(G)$ , consisting of all points in  $\mathcal{P}_2(G)$  with full support.

**Corollary 4.11.** *If  $G$  is bipartite, then the minimal sample size required for existence of the MLE is  $n = 2$ . More generally, for arbitrary graphs the minimal sample size for existence of the MLE is of the order of the maximal clique size.*

Hence the minimal sample size for existence of the MLE goes from  $2^d$  for unrestricted binary distributions, to  $d$  for MTP<sub>2</sub> binary distributions, to  $\mathcal{O}(\text{maximal clique size})$  for MTP<sub>2</sub> binary distributions on graphs. In the following subsection, we consider a special class of binary distributions that contain as prominent examples Ising models without external field and show that the minimal sample size for existence of the MLE can be further reduced.

**4.4. Symmetric binary distributions.** A distribution  $p$  over  $\mathcal{X} = \{-1, 1\}^d$  is *symmetric* (or *palindromic*) if  $p(x) = p(-x)$  for all  $x \in \mathcal{X}$ . Distributions of this form have been studied for example in [28] and also appear in statistical physics in the context of spin models with no external field. If  $X = (X_1, \dots, X_d)$  has a symmetric distribution, then  $\mathbb{E}X_i = 0$  and  $\text{var}(X_i) = 1$  for all  $i = 1, \dots, d$ . As a consequence, the covariance matrix and the correlation matrix of  $X$  coincide. Note also that symmetry translates into linear constraints  $\theta(x) = \theta(-x)$  for all  $x \in \mathcal{X}$  on the canonical parameters of the binary exponential family. Hence symmetric distributions with full support form themselves an exponential family. In the following, we characterize existence of the MLE for symmetric binary distributions.

Let as before  $U = \{x_1, \dots, x_n\}$  denote a random sample. Let  $\mathcal{A}(U)$  denote the smallest algebra generated by  $U$ , that is, the smallest subset of  $\mathcal{X}$  that contains  $U$  and is closed under the lattice operations  $\wedge, \vee$  and the complement  $x \mapsto -x$ . For a family of distributions  $\mathcal{P}$  we let  $\mathcal{P}^s$  denote the set of symmetric distributions in  $\mathcal{P}$  and  $U^s = U \cup -U$  be the symmetrized sample.

**Proposition 4.12.** *If  $\mathcal{P}$  is geometrically convex, then the MLE  $\hat{p}_s$  under  $\mathcal{P}^s$  based on a sample  $U$  exists in  $\mathcal{P}^s$  if and only if the MLE  $\tilde{p}_s$  under  $\mathcal{P}$  based on the symmetrized sample  $U^s$  exists. In this case, it holds that  $\hat{p}_s = \tilde{p}_s$ .*

*Proof.* Note that for any  $p \in \mathcal{P}$ , the likelihood function satisfies

$$L(p; U^s) = \prod_{x \in \mathcal{X}} p(x)^{n(x) + n(-x)} = L(\check{p}; U^s),$$

where  $\check{p}(x) = p(-x)$ , and  $n(x) = |\{i \in 1, \dots, n : x_i = x\}|$  are the empirical counts in the sample  $U$ . Since  $\mathcal{P}$  is geometrically convex, a maximizer  $\tilde{p}_s$  of  $L(p; U^s)$  is unique; thus  $\tilde{p}_s(x) = \tilde{p}_s(-x)$  and hence  $\tilde{p} \in \mathcal{P}^s$ . Note also that for any  $p_s \in \mathcal{P}^s$  we have

$$L(p_s; U)^2 = L(p_s; U^s).$$

So any maximizer of  $L(p_s; U)$  over  $\mathcal{P}^s$  is also a maximizer of  $L(p_s; U^s)$  and vice-versa. Finally, the uniqueness implies that  $\hat{p}_s = \tilde{p}_s$ , as desired.  $\square$

By combining Proposition 4.12 with Proposition 4.2 we obtain the following corollary on the existence of the MLE for symmetric binary distributions.

**Corollary 4.13.** *The MLE for a symmetric binary exponential family exists if and only if  $\mathcal{A}(U) = \mathcal{X}$ . Furthermore,  $\mathcal{A}(U) = \mathcal{X}$  if and only if for every pair  $ij$  the event  $\{X_i \neq X_j\}$  is represented in the sample.*

Finally, as a consequence we obtain the following corollary as an application of Theorem 4.8 to symmetric binary distributions on graphs defined as  $\mathcal{P}_2^s(G) := \mathcal{P}_2(G) \cap \mathcal{P}_2^s$ .

**Corollary 4.14.** *If the event  $\{X_i \neq X_j\}$  is represented in every sample edge margin, then the MLE  $\hat{p}$  in the family  $\mathcal{P}_2^s(G)$  has full support.*

Note again the analogy to Theorem 1 in [34] which states that the MLE in an MTP<sub>2</sub> Gaussian distribution exists if and only if all sample correlations are strictly less than one. Corollary 4.14 implies that the same is true for symmetric binary distributions. Interestingly, while for (nontrivial, i.e., with at least one edge) Gaussian graphical models sample size equal to two is necessary and sufficient for existence of the MLE (with probability 1) [25], as a consequence of Corollary 4.11 and Corollary 4.14, the MLE for a symmetric binary distribution on a bipartite graph may have full support for a single sample.

## 5. TOTALLY POSITIVE ISING MODELS

In this section, we study maximum likelihood estimation in *Ising models*, a special class of binary distributions that form a quadratic exponential family. An algorithm for calculating the MLE  $\hat{p}$  for general binary MTP<sub>2</sub> distributions was developed in [10]. In Section 5.1, we develop an algorithm analogous to *iterative proportional scaling* (IPS) for the special case of Ising models under MTP<sub>2</sub>. In addition, we discuss the special case of MTP<sub>2</sub> Ising models with no external field, which forms a symmetric exponential family. Such distributions can be seen as a proxy to Gaussian distributions and in Section 5.2 we discuss their similarities and differences.

Since Ising models form a quadratic exponential family, their probability mass function is of the form

$$p(x; h, J) = \exp(h^T x + x^T J x / 2 - A(h, J)),$$

with  $h \in \mathbb{R}^k$  and  $J \in \mathbb{S}_0^k$ , where  $\mathbb{S}_0^k$  is the set of symmetric matrices in  $\mathbb{R}^{k \times k}$  with  $J_{ii} = 0$  for all  $i$ , ensuring minimality of the representation; see (5).

Let  $\theta = (h, J)$  denote the canonical parameters. We make the following two important observations regarding the canonical parameters. For any  $i, j \in V$  let  $A = V \setminus \{i, j\}$ . Then the corresponding conditional log-odds ratios are all equal; more precisely, denote by  $x, y \in \mathcal{X}$  any two points satisfying  $x_A = y_A$ ,  $x_i = y_j = 1$ , and  $x_j = y_i = -1$ , then

$$(12) \quad \log \left( \frac{p(x \vee y)p(x \wedge y)}{p(x)p(y)} \right) = 4J_{ij}.$$

This is another way of confirming that an Ising model defined by  $(h, J)$  is  $\text{MTP}_2$  if and only if  $J \in \mathbb{S}_+$ ; see Proposition 3.5. In addition, note that for any  $x$  with  $x_i = 1$  and  $y$  equal to  $x$  up to the  $i$ 'th coordinate, then

$$(13) \quad \log \left( \frac{p(x)p(-y)}{p(-x)p(y)} \right) = 4h_i.$$

The sufficient statistics based on the observations  $x^1, \dots, x^n$  are the first and second order moments

$$(\bar{x}, M) := \frac{1}{n} \left( \sum_{i=1}^n x^i, \sum_{i=1}^n x^i (x^i)^T \right).$$

Strictly speaking we should ignore the diagonal elements of  $M$ , but since they are all deterministically equal to 1, this does not matter for the following considerations. In addition, for a graphical model on  $G = (V, E)$ , the entries  $M_{ij}$  for  $ij \notin E$  should be ignored. The associated *mean value parameters* are

$$(\mu, \Xi) := (\mathbb{E}_\theta X, \mathbb{E}_\theta X X^T).$$

**5.1. IPS algorithm for computing the MLE.** The standard IPS algorithm (see [26], page 82) for computing the MLE without the  $\text{MTP}_2$  restriction works by cycling through all pairs  $ij \in E$  and optimizing the likelihood function when fixing the values of all canonical parameters associated with variables other than the given pair, namely

$$h^{-ij} := (h_v, v \in V \setminus \{i, j\}), \quad J^{-ij} := (J_{uv}, u, v \in V \setminus \{i, j\}).$$

Dually, this corresponds to fitting the mean value parameters associated with  $i, j$  to their empirically observed values, i.e.

$$\mu_i = \bar{x}_i, \quad \mu_j = \bar{x}_j, \quad \Xi_{ij} = M_{ij}.$$

If the MLE exists, then this algorithm is known to converge to the MLE (see [26], page 82). In the following, we extend this algorithm to  $\text{MTP}_2$  Ising models.

Let  $e_{ij}$  denote the empirical distribution of  $(X_i, X_j)$ . Note that this distribution depends on the sufficient statistics through the formula

$$\begin{aligned} e_{ij}(1, 1) &= (1 + \bar{x}_i + \bar{x}_j + M_{ij})/4, & e_{ij}(1, -1) &= (1 + \bar{x}_i - \bar{x}_j - M_{ij})/4, \\ e_{ij}(-1, 1) &= (1 - \bar{x}_i + \bar{x}_j - M_{ij})/4, & e_{ij}(-1, -1) &= (1 - \bar{x}_i - \bar{x}_j + M_{ij})/4. \end{aligned}$$

We now assume that  $e_{ij}(1, -1) > 0$  and  $e_{ij}(-1, 1) > 0$  for all  $ij \in E$ , which ensures that  $-1 < \bar{x}_i < 1$  for all  $i \in V$  and that the MLE has full support; see Theorem 4.8. By Corollary 3.6 and the following paragraph, for edges where  $S_{ij} = M_{ij} - \bar{x}_i \bar{x}_j < 0$ , it holds that  $J_{ij} = 0$ . For the other edges it holds that

$$e_{ij}(1, 1) \geq (1 + \bar{x}_i + \bar{x}_j + \bar{x}_i \bar{x}_j)/4 = (1 + \bar{x}_i)(1 + \bar{x}_j)/4 > 0$$

and, similarly,  $e_{ij}(-1, -1) \geq (1 - \bar{x}_i)(1 - \bar{x}_j)/4 > 0$ .

The IPS algorithm is initialized in any point inside the model such as the uniform distribution or the distribution where all variables are mutually independent with mean  $\hat{\mu} = \bar{x}$ . The update for the edge  $ij \in E$  can be expressed as

$$(14) \quad p(x) \leftarrow p(x) \frac{e_{ij}(x_i, x_j)}{p_{ij}(x_i, x_j)} = p(x_{-ij} \mid x_i, x_j) e_{ij}(x_i, x_j) = p(x) q_{ij}(x_i, x_j).$$

Using (12) we easily verify that  $J_{ij}$  is the only entry of  $J$  affected by this update. Exploiting that  $q_{ij}(x_i, x_j) > 0$ , we can define

$$(15) \quad \Delta_{ij} := \frac{1}{4} \log \frac{q_{ij}(1, 1)q_{ij}(-1, -1)}{q_{ij}(1, -1)q_{ij}(-1, 1)}.$$

Using a mixed parametrization (see [8]) with  $(\mu_i, \mu_j, J_{ij})$  and canonical parameters for all other indices, the update step can equivalently be expressed as

$$J_{ij} \leftarrow J_{ij} + \Delta_{ij}, \quad \mu_i \leftarrow \bar{x}_i, \quad \mu_j \leftarrow \bar{x}_j,$$

where all other entries of  $(h, J)$  remain unchanged.

To ensure the MTP<sub>2</sub> constraint, it is natural to replace  $J_{ij}$  with zero if the update becomes negative and then recalculate  $(h_i, h_j)$  to comply with the requirement  $(\mu_i, \mu_j) = (\bar{x}_i, \bar{x}_j)$ . Alternatively we can express the update in terms of mean value parameters by letting  $\hat{\Xi}_{ij} \leftarrow M_{ij} + \lambda^*$ . To compute  $\lambda^*$  define  $e_{ij}^* = e_{ij}(\lambda^*)$  by

$$\begin{aligned} e_{ij}^*(1, 1) &= (1 + \bar{x}_i + \bar{x}_j + \hat{\Xi}_{ij})/4 = e_{ij}(1, 1) + \lambda^*/4, \\ e_{ij}^*(1, -1) &= (1 + \bar{x}_i - \bar{x}_j - \hat{\Xi}_{ij})/4 = e_{ij}(1, -1) - \lambda^*/4, \\ e_{ij}^*(-1, 1) &= (1 - \bar{x}_i + \bar{x}_j - \hat{\Xi}_{ij})/4 = e_{ij}(-1, 1) - \lambda^*/4, \\ e_{ij}^*(-1, -1) &= (1 - \bar{x}_i - \bar{x}_j + \hat{\Xi}_{ij})/4 = e_{ij}(-1, -1) + \lambda^*/4, \end{aligned}$$

and define  $q_{ij}^* = e_{ij}^*/p_{ij}$ . Then  $\lambda^*$  is determined as the solution to the equation

$$(16) \quad \Delta_{ij}(\lambda) = -J_{ij},$$

where

$$\Delta_{ij}(\lambda^*) = \frac{1}{4} \log \frac{q_{ij}^*(1, 1)q_{ij}^*(-1, -1)}{q_{ij}^*(1, -1)q_{ij}^*(-1, 1)}.$$

Note that  $\Delta_{ij}(\lambda)$  is strictly increasing in  $\lambda$ ,  $\Delta_{ij}(0) < -J_{ij}$ , and  $\Delta_{ij}(\lambda) \rightarrow \infty$  for  $\lambda \rightarrow \min(e_{ij}(1, -1), e_{ij}(-1, 1))$ . Hence there is a unique solution  $\lambda^*$  with  $\lambda^* > 0$ . Letting  $x = \lambda/4$ , then (16) becomes

$$\log \left( \frac{(e_{ij}(1, 1) + x)(e_{ij}(-1, -1) + x)}{(e_{ij}(-1, 1) - x)(e_{ij}(1, -1) - x)} \right) = -\log \left( \frac{p_{ij}(1, 1)p_{ij}(-1, -1)}{p_{ij}(-1, 1)p_{ij}(1, -1)} \right) - 4J_{ij},$$

or equivalently,

$$\frac{(e_{ij}(1, 1) + x)(e_{ij}(-1, -1) + x)}{(e_{ij}(-1, 1) - x)(e_{ij}(1, -1) - x)} = \frac{p_{ij}(1, 1)p_{ij}(-1, -1)}{p_{ij}(-1, 1)p_{ij}(1, -1)} \cdot e^{-4J_{ij}}.$$

Denoting the right-hand side of the above equation by  $R$ , multiplying both sides by  $(e_{ij}(-1, 1) - x)(e_{ij}(1, -1) - x)$ , and moving everything to the left, we obtain a quadratic equation  $ax^2 + bx + c = 0$  with  $a = 1 - R$ ,

$$b = e_{ij}(1, 1) + e_{ij}(-1, -1) + R(e_{ij}(-1, 1) + e_{ij}(1, -1)),$$

$$c = e_{ij}(1, 1)e_{ij}(-1, -1) - R(e_{ij}(-1, 1)e_{ij}(1, -1)).$$

Hence the solution  $\lambda^* = 4x^*$  is given by taking  $x^*$  to be the positive root of this quadratic equation. Using  $\lambda^*$  we can then update  $p(x)$  as follows:

$$(17) \quad p(x) \leftarrow p(x) \frac{e_{ij}^*(x_i, x_j)}{p_{ij}(x_i, x_j)}.$$

---

**Algorithm 1** IPS-type algorithm for computing the MLE in  $\text{MTP}_2$  in Ising models.

---

**input:** Sample moments  $(\bar{x}, M)$ , a graph  $G = (V, E)$ , and precision  $\epsilon$ .

**output:** The MLE  $(\hat{p}, \hat{G}, \hat{\mu}, \hat{\Xi})$ .

---

**initialize**  $\mu = \bar{x}$ ;  $p(x) = 2^{-|V|} \prod_{v \in V} (1 - (-1)^{x_v} \mu_v)$  for all  $x \in \mathcal{X}$ ;  $\Xi = \mathbf{I}$ ;

**initialize**  $E^+ = \{uv \in E \mid M_{uv} > \bar{x}_u \bar{x}_v\}$ ;  $\hat{E} = \emptyset$ ;

**repeat**

    **for**  $ij \in E^+$  **do**

        **calculate**  $\Delta_{ij}$  by (15);

        **calculate**  $J_{ij}$  by (12);

        **if**  $\Delta_{ij} + J_{ij} > 0$  **then**

            **update**  $p$  by (14);

             $\hat{E} \leftarrow \hat{E} \cup \{ij\}$ ;

        **else**

            **solve**  $\Delta_{ij}(\lambda) = -J_{ij}$ ;

            **update**  $p$  by (17);

             $\hat{E} \leftarrow \hat{E} \setminus \{ij\}$ ;

        **end if**

    **end for**

    **calculate**  $(\mu, \Xi)$  from  $p$ ;

**until**  $\max_{v \in V} |\hat{\mu}_v - \bar{x}_v| < \epsilon$  **and**  $\Xi \geq M$  **and**  $\max_{uv \in \hat{E}} |\Xi_{uv} - M_{uv}| < \epsilon$ ;

**return**  $p$ ,  $\hat{G} = (V, \hat{E})$ ,  $\mu$ ,  $\Xi$ .

---

The full procedure is presented in Algorithm 1. In the following theorem we show that this procedure indeed converges to the MLE (if it exists).

**Theorem 5.1.** *If the MLE for the  $\text{MTP}_2$  Ising model on the undirected graph  $G = (V, E)$  exists, then the output of Algorithm 1 converges to the MLE for  $\epsilon \rightarrow 0$ .*

*Proof.* Let  $(h, J)$  denote the canonical parameters of the exponential family and  $U$  the observations. The log-likelihood function based on  $U$  satisfies

$$-\frac{1}{n} \log L(h, J) = \log c(h, J) - h^T \bar{x} - \text{tr}(JM)/2,$$

where  $c(h, J)$  is the normalizing constant of the exponential family. We fix a value  $(h^0, J^0)$  with  $J_{uv}^0 \geq 0$  and consider the following restricted convex optimization problem:

$$\underset{(h, J)}{\text{minimize}} \quad \log c(h, J) - h^T \bar{x} - \text{tr}(JM)/2$$

$$\text{subject to} \quad J_{ij} \geq 0, \quad h_u = h_u^0, u \in V \setminus \{i, j\}, \quad J_{uv} = J_{uv}^0 \text{ for } uv \neq ij.$$

Exploiting that most entries of  $(h, J)$  are fixed, this problem is equivalent to

$$\underset{(h_i, h_j, J_{ij})}{\text{minimize}} \quad \log c(h, J) - h_i \bar{x}_i - h_j \bar{x}_j - J_{ij} M_{ij}$$

$$\text{subject to} \quad J_{ij} \geq 0,$$

where the fixed values  $h_u = h_u^0$ ,  $u \in V \setminus \{i, j\}$  and  $J_{uv} = J_{uv}^0$  for  $uv \neq ij$  enter into the function  $\log c(h, J)$ . Since also this subfamily is a convex exponential family, the solution to this optimization problem is uniquely determined by:

- (i) Primal feasibility:  $\hat{J}_{ij} \geq 0$
- (ii) Dual feasibility:  $\hat{\mu}_i = \bar{x}_i$ ,  $\hat{\mu}_j = \bar{x}_j$ , and  $\hat{\Xi}_{ij} \geq M_{ij}$ ,
- (iii) Complementary slackness:  $(\hat{\Xi}_{ij} - M_{ij})\hat{J}_{ij} = 0$ .

Thus, if  $J_{ij}^0 + \Delta_{ij} \geq 0$  we should update as in (14). Else we should update as in (17).

Note that every step of the algorithm maximizes the likelihood over a section. In addition, any fixed point of the algorithm satisfies the conditions in Corollary 3.6 and hence must be equal to the unique MLE. Furthermore, the updates depend continuously on  $p$ . Hence the algorithm is an instance of iterative partial maximization as described in [26, page 230] and is therefore convergent with the unique MLE as limit.  $\square$

We would like to point out a computational issue with Algorithm 1. As stated above, the algorithm requires visiting all possible states  $x \in \mathcal{X}$ , which becomes computationally prohibitive for large  $d$ . This problem can be overcome by an appropriate use of probability propagation as in [21]. More precisely, instead of representing  $p$  by its values  $p(x)$ ,  $x \in \mathcal{X}$ , we represent  $p$  by a set of *potentials*  $\psi_{ij}$ ,  $ij \in E$ , such that

$$p(x) \propto \prod_{ij \in E} \psi_{ij}(x_i, x_j).$$

Whenever a marginal  $p(x_u, x_v)$  is required, it is calculated from  $\psi_{ij}$ ,  $ij \in E$  by probability propagation as e.g. described in [15]. Then instead of updating  $p$  itself, the update (14) or (17) is performed by updating the potential  $\psi_{ij}$ .

Finally, note that since the algorithm runs entirely in terms of probabilities  $p(x)$ , a simple modification of the algorithm as in [24, 26] guarantees convergence even when the MLE does not exist within the exponential family. We refrain from providing the details of this modification.

**Example 5.2.** Consider again the data in Example 4.6. On this data Algorithm 1 converges in one step and the maximum likelihood distribution is given by a rational function of the data. The corresponding MLEs  $\hat{\Sigma}$  and  $\hat{J}$  are

$$\hat{\Sigma} = \begin{bmatrix} 1 & 0.5 & 0.25 & 0.125 \\ 0.5 & 1 & 0.5 & 0.25 \\ 0.25 & 0.5 & 1 & 0.5 \\ 0.125 & 0.25 & 0.5 & 1 \end{bmatrix}, \quad \hat{J} = \frac{\log(3)}{2} \begin{bmatrix} 0 & 1 & 0 & 0 \\ 1 & 0 & 1 & 0 \\ 0 & 1 & 0 & 1 \\ 0 & 0 & 1 & 0 \end{bmatrix}$$

This is a very special example, where the following three MLEs all coincide:

- (1) The MLE computed under the MTP<sub>2</sub> constraint for general binary distributions.
- (2) The MLE computed for the MTP<sub>2</sub> Ising model over the complete graph.
- (3) The MLE computed for the Ising model over the chain graph in Figure 1.

The equivalence of (2) and (3) follows from Corollary 3.7 whereas (1) and (2) are usually not equivalent.  $\square$

**5.2. Totally positive Ising models with no external field.** A special example of a symmetric binary distribution is the Ising model with no external field, that is, a family of binary distributions over  $\mathcal{X} = \{-1, 1\}^d$  of the form

$$(18) \quad p(x) = \frac{1}{c(J)} \exp(x^T J x / 2).$$

This was termed *the palindromic Ising model* in [28]. The space of canonical parameters is the set  $\mathbb{S}_0^d$  of all symmetric  $d \times d$  matrices with 0 in the diagonal. The mean parameter is  $\Sigma = \Xi = \mathbb{E}XX^T$ , which is the correlation matrix because  $\Sigma_{ii} = \mathbb{E}X_i^2 = 1$  and  $\mathbb{E}X_i = 0$ . By Proposition 3.5, the quadratic exponential family is  $\text{MTP}_2$  if and only if  $J_{ij} \geq 0$  for all  $i \neq j$ . In [28] these models have been studied as a close proxy to the Gaussian distribution since (18) becomes almost identical to the Gaussian density by letting  $J = -K$  in this expression.

As a consequence of Proposition 4.12, we note that Algorithm 1 also converges for palindromic Ising models by working with the symmetrized sample  $U + U^s$ . However, the algorithm can be simplified using

$$\begin{aligned} e_{ij}(1, 1) &= e_{ij}(-1, -1) = (1 + M_{ij})/4 \\ e_{ij}(1, -1) &= e_{ij}(-1, 1) = (1 - M_{ij})/4. \end{aligned}$$

In addition,

$$(19) \quad \tilde{\Delta}_{ij}(\lambda) = \frac{1}{2} \log \frac{p_{ij}(-1, 1)(1 + M_{ij} + \lambda)}{p_{ij}(1, 1)(1 - M_{ij} - \lambda)}.$$

can be used to determine  $\lambda$  to ensure the  $\text{MTP}_2$  property is preserved under the update. We refrain from giving the full details of the simplified steps in this algorithm.

A Gaussian distribution is  $\text{MTP}_2$  if and only if its covariance matrix is an inverse M-matrix. Since palindromic Ising models are closely related to Gaussian distributions, it is natural to ask whether a similar result holds for palindromic Ising models. While such a result does not hold in general for  $\text{MTP}_2$  Ising models, we will show that  $\Sigma$  is indeed an inverse M-matrix for  $\text{MTP}_2$  palindromic Ising models when the underlying graph  $G(J)$  is a cycle.

For two multivariate random variables  $(X, Y)$  with finite second moments and a regular joint covariance matrix  $\Sigma$  we let  $\Sigma_{XX \cdot Y} = \Sigma_{XX} - \Sigma_{XY} \Sigma_{YY}^{-1} \Sigma_{YX}$  denote the partial covariance matrix and  $\Sigma_{XX|Y}$  the covariance matrix of  $X$  in the conditional distribution of  $X$  given  $Y$ . For the proof we will make use of the following basic result by [6], which was proven in the case where  $X$  is two-dimensional but the same argument holds more generally; namely  $\mathbb{E}[X | Y]$  is an affine function of  $Y$  if and only if  $\Sigma_{XX \cdot Y} = \mathbb{E}[\Sigma_{XX|Y}]$ .

**Proposition 5.3.** *If  $J \geq 0$  and  $G(J)$  is a cycle then  $\Sigma$  is an inverse M-matrix.*

*Proof.* To show that  $\Sigma$  is an inverse M-matrix it is equivalent to show that for every  $i, j \in V$ , denoting  $Z = (X_i, X_j)$  and  $Y = X_{V \setminus \{i, j\}}$ , the partial covariance matrix  $\Sigma_{ZZ \cdot Y}$  has nonnegative entries. By the  $\text{MTP}_2$  property, this is certainly true for  $\mathbb{E}[\Sigma_{ZZ|Y}]$ . We will show that  $\Sigma_{ZZ \cdot Y} = \mathbb{E}[\Sigma_{ZZ|Y}]$ . By the above result from [6], this is equivalent

to showing that  $\mathbb{E}[Z|Y]$  is an affine function of  $Y$ . We show this for  $\mathbb{E}[X_i|Y]$  with the proof for  $\mathbb{E}[X_j|Y]$  being identical.

Denote by  $u, v$  the two vertices in  $V \setminus \{i, j\}$  that separate  $i$  from the remaining vertices in  $V \setminus \{i, j\}$ . Global Markov properties imply that  $\mathbb{E}[X_i|Y] = \mathbb{E}[X_i|X_u, X_v]$ . Since  $X_u, X_v \in \{-1, 1\}$ , it holds that

$$\mathbb{E}(X_i | X_u, X_v) = a + bX_u + cX_v + dX_uX_v$$

for some  $a, b, c, d \in \mathbb{R}$ . Taking expectations on both sides yields  $0 = a + d\rho_{uv}$ . Multiplying by  $X_uX_v$  and then taking expectations yields  $0 = a\rho_{uv} + d$ , where  $\mathbb{E}(X_iX_uX_v) = -\mathbb{E}(X_iX_uX_v) = 0$  by symmetry of the distribution. This results in a system of two linear equations in  $a, d$ . If  $\rho_{uv}^2 \neq 1$ , the unique solution is  $a = d = 0$ . If  $\rho_{uv}^2 = 1$  then either  $X_uX_v = 1$  or  $X_uX_v = -1$ . In both cases the quadratic term vanishes, which implies that  $\mathbb{E}[X_i|Y]$  is an affine function.  $\square$

The proof also implicitly shows that  $\Sigma^{-1}$  is *graph structured*, that is, it has zeros for all non-edges; see [36] for this and other related results.

## 6. APPLICATION TO TWO PSYCHOLOGICAL DISORDERS

In this section, we illustrate the developed methods via a real data case study. We analyze data obtained from the National Comorbidity Survey Replication study [2, 23] (NCS-R data), which was already analyzed in [12]. The data consists of 9282 observations of 18 binary variables, namely **depr** (Depressed mood), **inte** (Loss of interest), **weig** (Weight problems), **mSle** (Sleep problems), **moto** (Psychomotor disturbances), **mFat** (Fatigue), **repr** (Self reproach), **mCon** (Concentration problems), **suic** (Suicidal ideation), **anxi** (Chronic anxiety/worry), **even** (Anxiety > 1 event), **ctrl** (No control over anxiety), **edge** (Feeling on edge), **gFat** (Fatigue), **irri** (Irritable), **gCon** (Concentration problems), **musc** (Muscle tension), **gSle** (Sleep problems). These variables are symptoms related to two disorders, namely major depression (MD) and generalized anxiety disorder (GAD). The symptoms that are known to appear in both disorders are sleep problems, fatigue, and concentration problems. These so-called bridge variables appear in pairs **mSle**, **gSle**, **mFat**, **gFat** and **mCon**, **gCon**.

The contingency table resulting from this dataset is very sparse with only 872 out of 65536 elementary events observed; 5667 out of 9282 respondents recorded none of the listed symptoms. All variables are positively correlated in the sample. Although the sample distribution is not  $\text{MTP}_2$ , assuming total positivity is justified in this application, since the symptoms are likely to appear jointly. The sample does not satisfy the conditions of Proposition 4.2, because the variables **anxi** and **even** are perfectly correlated with each other and with seven other variables in the sample distribution. For the analysis, we therefore removed these two problematic variables and ran Algorithm 1 on the remaining contingency table of size  $2^{16}$ . We used a restrictive convergence criterion of  $\epsilon = 10^{-10}$ . The algorithm converged in around 100 iterations through all variables.

Figure 2 shows the network corresponding to the sample correlation matrix (left) and the MLE  $\hat{J}$  (right). The magnitude of an entry  $ij$  in the matrix is represented by the thickness of the corresponding edge. The sample correlation network including

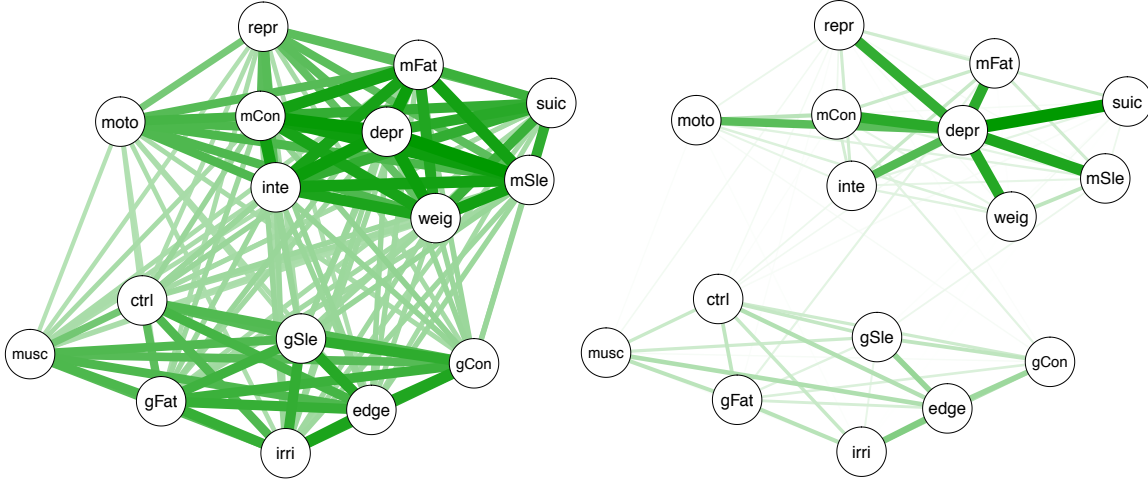


FIGURE 2. (left) Sample correlation network for the NCS-R data, (right) the corresponding network of  $\hat{J}$ .

the two nodes **anxi** and **even** is also shown in Figure 2b of [12]. The sparsity of the MLE  $\hat{J}$  as compared to the sample correlation matrix is striking; it contains 72 edges as compared to 120 edges in the complete graph on 16 vertices. In addition, the graphical model given by  $\hat{J}$  cleanly separates into two blocks with the upper block prominently containing a star graph with center **depr**. This resembles Figure 4 in [12], where this subgraph is called a causal skeleton of the covariance graph and was obtained based on rankings by 12 clinicians. Moreover, we note that the bottom block, while less prominently, also contains a star graph centered at the variable **edge**. Finally, note that the three most significant edges across the two blocks are between pairs of bridge variables. This analysis shows that Algorithm 1 resulted in an interpretable sparse graphical model with a network that seems relevant for the application.

The graphical model learned by Algorithm 1 fits reasonably well: The value of the log-likelihood function at the MLE is -28,767.3, while the value of the log-likelihood function of the unrestricted Ising model (fitted using the `loglin` function in R) is -28,682.45. This results in a likelihood ratio statistic of 169.7. Unfortunately, the exact and asymptotic distributions of this statistic are unknown; the asymptotic distribution is a mixture of  $\chi^2$ -distributions with different degrees of freedom, but with unknown weights. A test that can be performed (at least asymptotically) but is less interesting, is to compare the unconstrained Ising model versus the unconstrained binary model. The value of the log-likelihood function of the unconstrained binary model is -25,637.4, and the dimension of this model is  $2^{16} - 1 = 65,535$ . The number of degrees of freedom when comparing this model with the unconstrained Ising model is 65,399 with a likelihood ratio statistic of 6,090.11. The asymptotic test would not reject the null, but the asymptotic distribution may be far from the true distribution of the test statistic.

#### ACKNOWLEDGEMENTS

We would like to thank Antonio Forcina for making his Matlab code from [10] available to us. We have also benefited from discussions with Béatrice de Tilière. This

research was supported through the program “Research in Pairs” by the Mathematisches Forschungsinstitut Oberwolfach in 2018. Caroline Uhler was partially supported by NSF (DMS-1651995), ONR (N00014-17-1-2147 and N00014-18-1-2765), IBM, and a Sloan Fellowship. Piotr Zwiernik was supported from the Spanish Ministry of Economy and Competitiveness (MTM2015-67304-P), Beatriu de Pinós Fellowship (2016 BP 00002), and the program Ayudas Fundación BBVA (2017).

## REFERENCES

- [1] D. AGOSTINI AND C. AMÉNDOLA, *Discrete Gaussian distributions via theta functions*, SIAM Journal on Applied Algebra and Geometry, 3 (2019), pp. 1–30.
- [2] M. ALEGRIA, J. S. J. S. JACKSON, R. C. KESSLER, AND D. TAKEUCHI, *Collaborative Psychiatric Epidemiology Surveys (CPES), 2001-2003 [United States]*, (2016).
- [3] E. S. ALLMAN, H. B. CERVANTES, R. EVANS, S. HOŞTEN, K. KUBJAS, D. LEMKE, J. A. RHODES, AND P. ZWIERNIK, *Maximum likelihood estimation of the latent class model through model boundary decomposition*, arXiv preprint arXiv:1710.01696, (2017).
- [4] E. S. ALLMAN, J. A. RHODES, B. STURMFELS, AND P. ZWIERNIK, *Tensors of nonnegative rank two*, Linear Algebra Appl., 473 (2015), pp. 37–53.
- [5] A. ANANDKUMAR, V. Y. TAN, F. HUANG, AND A. S. WILLSKY, *High-dimensional Gaussian graphical model selection: Walk summability and local separation criterion*, The Journal of Machine Learning Research, 13 (2012), pp. 2293–2337.
- [6] K. BABA, R. SHIBATA, AND M. SIBUYA, *Partial correlation and conditional correlation as measures of conditional independence*, Australian & New Zealand Journal of Statistics, 46 (2004), pp. 657–664.
- [7] F. BACH, *Learning with submodular functions: A convex optimization perspective*, arXiv preprint arXiv:1111.6453, (2011).
- [8] O. E. BARNDORFF-NIELSEN, *Information and Exponential Families in Statistical Theory*, Wiley, New York, 1978.
- [9] F. BARTOLUCCI AND J. BESAG, *A recursive algorithm for Markov random fields*, Biometrika, 89 (2002), pp. 724–730.
- [10] F. BARTOLUCCI AND A. FORCINA, *A likelihood ratio test for  $MTP_2$  within binary variables*, Ann. Statist., 28 (2000), pp. 1206–1218.
- [11] B. BHATTACHARYA, *Covariance selection and multivariate dependence*, Journal of Multivariate Analysis, 106 (2012), pp. 212–228.
- [12] D. BORSBOOM AND A. O. CRAMER, *Network analysis: an integrative approach to the structure of psychopathology*, Annual review of clinical psychology, 9 (2013), pp. 91–121.
- [13] S. BOYD AND L. VANDENBERGHE, *Convex Optimization*, Cambridge University Press, Cambridge, 2004.
- [14] A. COLANGELO, M. SCARSINI, AND M. SHAKED, *Some notions of multivariate positive dependence*, Insurance: Mathematics and Economics, 37 (2005), pp. 13–26.
- [15] R. G. COWELL, A. P. DAWID, S. L. LAURITZEN, AND D. J. SPIEGELHALTER, *Probabilistic Networks and Expert Systems*, Springer Verlag, New York, 1999.
- [16] J. DJOLONGA AND A. KRAUSE, *Scalable variational inference in log-supermodular models*, arXiv preprint arXiv:1502.06531, (2015).
- [17] H. E. EGILMEZ, E. PAVEZ, AND A. ORTEGA, *Graph learning from data under laplacian and structural constraints*, IEEE Journal of Selected Topics in Signal Processing, 11 (2017), pp. 825–841.
- [18] S. FALLAT, S. L. LAURITZEN, K. SADEGHI, C. UHLER, N. WERMUTH, AND P. ZWIERNIK, *Total positivity in Markov structures*, Annals of Statistics, 45 (2017), pp. 1152–1184.
- [19] C. M. FORTUIN, P. W. KASTELEYN, AND J. GINIBRE, *Correlation inequalities on some partially ordered sets*, Comm. Math. Phys., 22 (1971), pp. 89–103.
- [20] D. GEIGER, C. MEEK, AND B. STURMFELS, *On the toric algebra of graphical models*, Ann. Statist., 34 (2006), pp. 1463–1492.

- [21] R. JIROUŠEK AND R. PŘEUCIL, *On the effective implementation of the iterative proportional fitting procedure*, Computational Statistics and Data Analysis, 19 (1995), pp. 177–189.
- [22] S. KARLIN AND Y. RINOTT, *Classes of orderings of measures and related correlation inequalities. I. Multivariate totally positive distributions*, J. Multiv. Anal., 10 (1980), pp. 467–498.
- [23] R. C. KESSLER, P. BERGLUND, W. T. CHIU, O. DEMLER, S. HEERINGA, E. HIRIPI, R. JIN, B.-E. PENNELL, E. E. WALTERS, A. ZASLAVSKY, ET AL., *The US national comorbidity survey replication (NCS-R): design and field procedures*, International Journal of Methods in Psychiatric Research, 13 (2004), pp. 69–92.
- [24] S. LAURITZEN, *Lectures on Contingency Tables*. Electronic edition, 2002. Earlier editions, 1979, 1982, 1989.
- [25] S. LAURITZEN, C. UHLER, AND P. ZWIERNIK, *Maximum likelihood estimation in Gaussian models under total positivity*, arXiv:1702.04031, (2017). To appear in *The Annals of Statistics*.
- [26] S. L. LAURITZEN, *Graphical Models*, Clarendon Press, Oxford, United Kingdom, 1996.
- [27] D. M. MALIOUTOV, J. K. JOHNSON, AND A. S. WILLSKY, *Walk-sums and belief propagation in Gaussian graphical models*, The Journal of Machine Learning Research, 7 (2006), pp. 2031–2064.
- [28] G. M. MARCHETTI AND N. WERMUTH, *Palindromic Bernoulli distributions*, Electron. J. Statist., 10 (2016), pp. 2435–2460.
- [29] J. MOUSSOURIS, *Gibbs and Markov random systems with constraints*, Journal of Statistical Physics, 10 (1974), pp. 11–33.
- [30] C. M. NEWMAN, *A general central limit theorem for FKG systems*, Comm. Math. Phys., 91 (1983), pp. 75–80.
- [31] E. PAVEZ, H. E. EGILMEZ, AND A. ORTEGA, *Learning graphs with monotone topology properties and multiple connected components*, IEEE Transactions on Signal Processing, 66 (2018), pp. 2399–2413.
- [32] J. G. PROPP AND D. B. WILSON, *Exact sampling with coupled Markov chains and applications to statistical mechanics*, Random Structures and Algorithms, 9 (1996), pp. 223–252.
- [33] E. ROBEVA, B. STURMFELS, N. TRAN, AND C. UHLER, *Maximum likelihood estimation for totally positive log-concave densities*, arXiv preprint arXiv:1806.10120, (2018).
- [34] M. SLAWSKI AND M. HEIN, *Estimation of positive definite M-matrices and structure learning for attractive Gaussian Markov random fields*, Linear Algebra and its Applications, 473 (2015), pp. 145–179.
- [35] M. STUDENÝ, *Probabilistic Conditional Independence Structures*, Springer-Verlag, London, United Kingdom, 2005.
- [36] N. WERMUTH AND G. M. MARCHETTI, *Generating large Ising models with Markov structure via simple linear relations*, arXiv preprint arXiv:1704.01649, (2017).

DEPARTMENT OF MATHEMATICAL SCIENCES, UNIVERSITY OF COPENHAGEN, COPENHAGEN, DENMARK

*E-mail address:* lauritzen@math.ku.dk

LABORATORY FOR INFORMATION AND DECISION SYSTEMS, AND INSTITUTE FOR DATA, SYSTEMS, AND SOCIETY, MASSACHUSETTS INSTITUTE OF TECHNOLOGY, CAMBRIDGE, MA, USA

*E-mail address:* cuhler@mit.edu

DEPARTMENT OF ECONOMICS AND BUSINESS, UNIVERSITAT POMPEU FABRA, BARCELONA, SPAIN

*E-mail address:* piotr.zwiernik@upf.edu