

Nonparametric feature extraction based on Minimax distance measures

Morteza Haghir Chehreghani
Department of Computer Science and Engineering
Chalmers University of Technology

March 29, 2019

Abstract

We investigate the use of Minimax distances to extract in a nonparametric way the features that capture the unknown underlying patterns and structures in the data. We develop a general-purpose framework to employ Minimax distances with many machine learning methods that perform on numerical data. For this purpose, first, we compute the pairwise Minimax distances between the objects, using the equivalence of Minimax distances over a graph and over a minimum spanning tree constructed on that. Then, we perform an embedding of the pairwise Minimax distances into a new vector space, such that their squared Euclidean distances in the new space equal to the pairwise Minimax distances in the original space. In the following, we study the case of having multiple pairwise Minimax matrices, instead of a single one. Thereby, we propose an embedding via first summing up the centered matrices and then performing an eigenvalue decomposition. Finally, we perform several experimental studies to illustrate the effectiveness of our framework.

Introduction

Data is usually described by a set of objects and a corresponding representation. The representation can be for example the vectors in a vector space or the pairwise distances between the objects. In real-world applications, the data is often very complicated and a priori unknown. Thus, the basic representation, e.g., *Euclidean* distance, *Mahalanobis* distance, *cosine* similarity and *Pearson correlation*, might fail to correctly capture the underlying patterns or classes. Thereby, the raw data needs to be processed further in order to obtain a more sophisticated representation. Kernel methods are a common approach to enrich the basic representation of the data and model the underlying patterns [21, 10]. However, the applicability of this approach is confined by several limitations, such as, i) finding the optimal parameter(s) of a kernel function is often very critical and nontrivial [19, 18], and ii) as we will see later, kernels assume a global structure which does not distinguish between different type of classes in the data.

A category of distance measures, called *link-based* measure [9, 3], takes into account all the *paths* between the objects represented in a graph. The *path-specific* distance between nodes i and j is computed by summing the edge weights on this path [27]. Their link-based distance is then obtained by summing up the *path-specific* measures of all paths between them. Such a distance measure is known to better capture the arbitrarily shaped patterns compared to the basic representations such as Euclidean or Mahalanobis distances. Link-based measures are often obtained by inverting the Laplacian of the distance matrix, in the context of regularized Laplacian kernel and Markov diffusion kernel [27, 8]. However, computing all-pairs link-based distances requires $\mathcal{O}(N^3)$ runtime, where N is the number of objects; thus it is not applicable to large-scale datasets.

A more effective distance measure, called *Minimax* measure, selects the minimum largest gap among all possible paths between the objects. This measure, known also as *Path-based* distance measure [7], has been first investigated on clustering applications. It was later proposed as an axiom for evaluating clustering methods [29], as well as for K -nearest neighbor search [14, 15]. A straightforward approach to compute all-pairs Minimax distances is to use an adapted variant of the Floyd-Warshall algorithm. The runtime of this algorithm is $\mathcal{O}(N^3)$ [1, 5]. This distance measure is also integrated into an adapted variant of K -means providing an agglomerative algorithm whose runtime is $\mathcal{O}(N^2|E| + N^3 \log N)$ [7] ($|E|$ indicates the number of edges in the corresponding graph).

In this paper, we study nonparametric feature extraction with Minimax distance measures. Minimax distances have been so far applied only to a very limited type of classification, i.e. to K -nearest neighbor search. The method in [14] presents a message passing algorithm with forward and backward steps, similar to the sum-product algorithm [16]. The method takes $\mathcal{O}(N)$ time, which is in theory equal to the standard K -nearest neighbor search, but the algorithm needs several visits of the training dataset. Moreover, this method requires computing a minimum spanning tree (MST) in advance which might require $\mathcal{O}(N^2)$ runtime. Later on, a greedy algorithm [15], proposes to compute the

Minimax K nearest neighbors by space partitioning and using Fibonacci heaps whose runtime is $\mathcal{O}(\log N + K \log K)$. However, this method is applicable only to Euclidean spaces and assumes the graph is sparse. Very recently, a linear time Minimax K -nearest neighbor search is proposed [4] which is applicable to general graphs and distances.

Motivation Minimax distances enable to cope with arbitrarily shaped classes in the data. For example, it has been shown that Minimax K -nearest neighbor classification is effective on non-spherical data, whereas the standard variant, the metric learning approach [26], or the shortest path distance [22] might give poor results, since they ignore the underlying geometry (see for example Figure 1 in [15]). In particular, four properties of Minimax distances are attractive for us: i) They enable to compute the classes in a non-parametric way, i.e. unlike many kernel methods, they do not require fixing any critical parameter in advance. ii) They extract the structures adaptively, i.e., they adapt appropriately whenever the classes differ in shape or type. iii) They take into account the transitive relations: if object a is similar to b , b is similar to c , ..., to z , then the Minimax distance between a and z will be small, although their direct distance might be large. This property is particularly useful when dealing with elongated or arbitrarily shaped classes. iv) Many learning methods perform on a vector representation of the objects. However, such a representation might not be available. We might be given only the pairwise distances which do not necessarily induce a *metric*. Minimax distances satisfy the *metric* conditions and enable to compute an embedding, as we will propose in this paper. Our goal is to develop a generic framework wherein many different machine learning algorithms can be applied to Minimax distances, beyond e.g., K -nearest neighbor classification.

Contributions To achieve our goal, we follow a two-step strategy: i) We exploit an efficient approach to compute pairwise Minimax distances, using the equivalence of pairwise Minimax distances over a graph and over a minimum spanning tree constructed on the graph. This approach leads to reduce the runtime of computing pairwise Minimax distance to $\mathcal{O}(N^2)$ from $\mathcal{O}(N^3)$. ii) We employ the *ultrametric* property of Minimax distances to perform an embedding into a vector space, such that the pairwise Minimax distances of the objects in the original space are equal to their squared Euclidean distances in the new vector space. Such an embedding allows us to apply any numerical learning algorithm on the resultant Minimax vectors. Then, we consider the cases where there are multiple pairwise Minimax matrices instead of a single matrix, which might happen when dealing with multiple pairwise relations, robustness or high-dimensional data. The sum of Minimax matrices does not necessarily yield an *ultrametric*. Hence, we propose to first center the Minimax matrices before summing them up. This makes an embedding feasible, because the resultant matrix is positive semidefinite. Finally, we experimentally study our framework on different synthetic and real-world datasets and illustrate its effectiveness and superior performance in different settings.

The rest of the paper is organized as following: in Section 2, we introduce the notations and definitions. In Section 3, we develop our framework for applying Minimax distances to general classification methods. In Section 4, we extend our approach for computing Minimax vectors for multiple pairwise data relations. In Section 5, we perform extensive experiments on several synthetic and real-world datasets from different domains and investigate the different aspects of our approach. We, finally, conclude the paper in Section 6.

Features from Minimax Distances

A dataset can be modeled by a graph $\mathcal{G}(\mathbf{O}, \mathbf{D})$, where \mathbf{O} and \mathbf{D} respectively indicate the set of N objects (nodes) and the corresponding edge weights such that \mathbf{D}_{ij} shows the pairwise distance between objects i and j .¹ In general, \mathbf{D} might not yield a *metric*, i.e. the triangle inequality may not hold. In our study, \mathbf{D} needs to satisfy three basic conditions: i) zero self distances, i.e. $\forall i, \mathbf{D}_{ii} = 0$, ii) non-negativity, i.e. $\forall i, j, \mathbf{D}_{ij} \geq 0$, and iii) symmetry, i.e. $\forall i, j, \mathbf{D}_{ij} = \mathbf{D}_{ji}$. We also assume that there are no duplicates, i.e. the pairwise distance between every two distinct objects is positive. For this purpose, we may either remove the duplicate objects or perturb them slightly to make the zero non-diagonal elements of \mathbf{D} positive. The goal is then to classify the objects (the test subset) according to a representation, which can be the base representation (i.e. \mathbf{D}) or the Minimax distances.

Formally, the Minimax (MM) distance between objects i and j is defined as

$$\mathbf{D}_{i,j}^{MM} = \min_{r \in \mathcal{R}_{ij}(\mathbf{O})} \left\{ \max_{1 \leq l \leq |r|-1} \mathbf{D}_{r(l)r(l+1)} \right\}, \quad (1)$$

where $\mathcal{R}_{ij}(\mathbf{O})$ is the set of all paths between i and j . Each path r is identified by a sequence of object indices, i.e. $r(l)$ shows the l^{th} object on the path.

We aim to propose a unified framework for performing arbitrary numerical learning methods with Minimax distances. To cover different algorithms, we pursue the following strategy:

1. We compute the pairwise Minimax distances for all pairs of objects i and j in the dataset.
2. We, then, compute an embedding of the objects into a new vector space such that their pairwise (squared Euclidean) distances in this space equal their Minimax distances in the original space.

¹For simplicity of explanation, we assume that the graph is full, i.e. the missing edges are filled by a large value. However, our analysis can be easily extended to arbitrary graphs.

Notice that vectors are the most basic way for data representation, since they render a bijective mapping between the objects and the measurements. Hence, any machine learning method which performs on numerical data can benefit from our approach. Such methods perform either on the objects in a vector space, e.g. logistic regression, or on a kernel matrix computed from the pairwise relations between the objects. In the later case, the pairwise Minimax distances can be used for this purpose, for example through an exponential transformation, or the kernel can be computed from the final Minimax vectors.

Computing pairwise Minimax distances

Previous works for computing Minimax distances (e.g. applied to clustering) use a variant of Floyd-Warshall algorithm whose runtime is $\mathcal{O}(N^3)$ [1, 5], or combine it with K -means in an agglomerative algorithm whose runtime is $\mathcal{O}(N^2|E| + N^3 \log N)$ [7]. To reduce such a computational demand, we follow a more efficient procedure established in two steps: i) build a minimum spanning tree (MST) over the graph, and then, ii) compute the Minimax distances over the MST.

I. Equivalence of Minimax distances over a graph and over a minimum spanning tree on the graph. We exploit the equivalence of Minimax distances over an arbitrary graph and those obtained from a minimum spanning tree on the graph, as expressed in Theorem 1. The equivalence is concluded in a similar way to the *maximum capacity* problem [12], where one can show that picking an edge which does not belong to a minimum spanning tree, yields a larger Minimax distance (i.e., a contradiction occurs).

Theorem 1. *Given graph $\mathcal{G}(\mathbf{O}, \mathbf{D})$, a minimum spanning tree constructed on that provides the sufficient and necessary edges to obtain the pairwise Minimax distances.*

Proof. Similar to the *maximum capacity* problem [12], one can show that picking an edge which does not belong to a minimum spanning tree, yields a larger Minimax distance (i.e., a contradiction occurs). \square

Therefore, to compute the Minimax distances \mathbf{D}^{MM} , we need to care only about the edges which are present in an MST over the graph. Then, the Minimax distances are written by $\mathbf{D}_{ij}^{MM} = \max_{1 \leq l \leq |r_{ij}|-1} \mathbf{D}_{r_{ij}(l)r_{ij}(l+1)}$, where r_{ij} indicates the (only) path between i and j . This result does not depend on the particular choice of the algorithm used for constructing the minimum spanning tree. The graph that we work on is a full graph, i.e. we compute the pairwise distances between all pairs of objects. For full graphs, the straightforward implementation of the Prim's algorithm [20] using an auxiliary vector requires $\mathcal{O}(N^2)$ runtime which is an optimal choice.

II. Pairwise Minimax distances over a MST At the next step, after constructing a minimum spanning tree, we compute the pairwise Minimax distances over that. A naive and straightforward algorithm would perform a Depth First Search (DFS) from each node to compute the Minimax distances by keeping the track of the largest distance between the initial node and each of the traversed nodes. A single run of DFS requires $\mathcal{O}(N)$ runtime and thus the total time will be $\mathcal{O}(N^2)$. However, such a method might lead to visiting some edges multiple times which renders an unnecessary extra computation. For instance, a maximal edge weight might appear in many DFSs such that it is processed several times. Hence, a more elegant approach would first determine all the objects whose pairwise distances are represented by an edge weight and then assigns the weight as their Minimax distances. According to Theorem 1, every edge in the MST represents some Minimax distances. Thus, we first find the edge(s) which represent only few Minimax distances, namely only one pairwise distance, such that the respective objects can be immediately identified. Lemma 2 suggest existence of this kind of edges.²

Lemma 2. *In a minimum spanning tree, for the minimal edge weights we have $\mathbf{D}_{ij}^{MM} = \mathbf{D}_{ij}$, where i and j are the two objects that occur exactly at the two sides of the edge.*

Proof. Without loss of generality, we assume that the edge weights are distinct. Let e_{min} denote the edge with minimal weight in the MST. We consider the pair of objects p and q such that at least one of them is not directly connected to e_{min} and show that e_{min} does not represent their Minimax distance. In a MST, there is exactly one path between each pair of objects. Thus, on the path between p and q there is at least another edge whose weight is not smaller than the weight of e_{min} , which hence represents the Minimax distance between p and q , instead of e_{min} . \square

Lemma 2 yields a dynamic programming approach to compute the pairwise Minimax distances from a tree. We first sort the edge weights of the MST via for example merge sort or heap sort [5] which in the worst case require $\mathcal{O}(N \log N)$ time. We then consider each object as a separate component. We process the edge weights one by one from the smallest to the largest, and at each step, we set the Minimax distance of the two respective components by this weight. Then, we remove the two components and replace them by a new component constructed from the combination (union) of the two. We repeat these two steps for all edges of the minimum spanning tree. A main advantage of this algorithm is that whenever an edge is processed, all the nodes that it represents their Minimax distances are ready in the components connected to each side of the edge.

²Proofs of Lemma 2 and Theorems 3, 4, and 5 are provided in the supplementary material.

Embedding of pairwise Minimax distances

In the next step, given the matrix of pairwise Minimax distances \mathbf{D}^{MM} , we obtain an embedding of the objects into a vector space such that their pairwise squared Euclidean distances in this new space are equal to their Minimax distances in the original space. For this purpose, in Theorem 3, we investigate a useful property of Minimax distance measures, called the *ultrametric* property, and use this property to prove the existence of such an embedding.

Theorem 3. *Given the pairwise distances \mathbf{D} , the matrix of Minimax distances \mathbf{D}^{MM} induces an \mathcal{L}_2^2 embedding, i.e. there exist a new vector space for the set of objects \mathbf{O} wherein the pairwise squared Euclidean distances are equal to the pairwise Minimax distances in the original space.*

Proof. First, we investigate that the pairwise Minimax distances \mathbf{D}^{MM} constitute an *ultrametric*. The conditions to be satisfied are:

1. $\forall i, j : \mathbf{D}_{ij}^{MM} = 0$ if and only if $i = j$. We verify each of the conditions separately. i) If $i = j$, then $\mathbf{D}_{ij}^{MM} = 0$: We have $\mathbf{D}_{ii}^{MM} = \mathbf{D}_{ii} = 0$ because the smallest maximal gap between every object and itself is zero. ii) If $\mathbf{D}_{ij}^{MM} = 0$, then $\mathbf{D}_{ij} = 0$ and $i = j$, because we have assumed that all the distinct pairwise distances are positive, i.e. zero base or Minimax pairwise distances can occur only if $i = j$.
2. $\forall i, j : \mathbf{D}_{ij}^{MM} \geq 0$. All the edge weights, i.e. the elements of \mathbf{D} , are non-negative. Thus the minimum of them, i.e. $\min(\mathbf{D})$, is also non-negative. Moreover, by definition we have $\mathbf{D}_{ij}^{MM} \geq \min(\mathbf{D})$. Hence, we conclude $\mathbf{D}_{ij}^{MM} \geq \min(\mathbf{D}) \geq 0$.
3. $\forall i, j : \mathbf{D}_{ij}^{MM} = \mathbf{D}_{ji}^{MM}$. By assumption \mathbf{D} is symmetric, therefore, any path from i to j will also be a path from j to i , and vice versa. Thereby, their maximal weights and the minimum among different paths are identical.
4. $\forall i, j, k : \mathbf{D}_{ij}^{MM} \leq \max(\mathbf{D}_{ik}^{MM}, \mathbf{D}_{kj}^{MM})$. We show that otherwise a contradiction occurs. Suppose there is a triplet i, j, k such that $\mathbf{D}_{ij}^{MM} > \max(\mathbf{D}_{ik}^{MM}, \mathbf{D}_{kj}^{MM})$. Then, according to the definition of Minimax distance, the path from i to k and then to j must be used for computing the Minimax distance \mathbf{D}_{ij}^{MM} which leads to $\mathbf{D}_{ij}^{MM} \leq \max(\mathbf{D}_{ik}^{MM}, \mathbf{D}_{kj}^{MM})$, i.e. a contradiction occurs.

On the other hand, it has been shown that every *ultrametric* induces an \mathcal{L}_2^2 embedding [6]. Therefore, \mathbf{D}^{MM} represents the pairwise squared Euclidean distances in a hidden vector space. \square

Notice that we do not require \mathbf{D} to induce a *metric*, i.e. the triangle inequality is not necessarily fulfilled. After satisfying the feasibility condition, there exist several ways to compute a squared Euclidean embedding. We exploit a method motivated in [28] and further analyzed in [23]. This method works based on centering \mathbf{D}^{MM} to compute a Mercer kernel which is positive semidefinite, and then performing an eigenvalue decomposition, as following:

I) Center \mathbf{D}^{MM} by

$$\mathbf{W}^{MM} \leftarrow -\frac{1}{2}\mathbf{A}\mathbf{D}^{MM}\mathbf{A}. \quad (2)$$

\mathbf{A} is defined as $\mathbf{A} = \mathbf{I}_N - \frac{1}{N}\mathbf{e}_N\mathbf{e}_N^T$, where \mathbf{e}_N is a vector of length N with 1's and \mathbf{I}_N is an identity matrix of size N .

II) Under this transformation, \mathbf{W}^{MM} is positive semidefinite. Thus, we decompose \mathbf{W}^{MM} into its eigenbasis, i.e. $\mathbf{W}^{MM} = \mathbf{V}\mathbf{\Lambda}\mathbf{V}^T$, where $\mathbf{V} = (v_1, \dots, v_N)$ contains the eigenvectors v_i and $\mathbf{\Lambda} = \text{diag}(\lambda_1, \dots, \lambda_N)$ is a diagonal matrix of eigenvalues $\lambda_1 \geq \dots \geq \lambda_d \geq \lambda_{d+1} = 0 = \dots = \lambda_N$. Note that the eigenvalues are nonnegative, since \mathbf{W}^{MM} is positive semidefinite.

III) Calculate the $N \times d$ matrix $\mathbf{Y}_d^{MM} = \mathbf{V}_d(\mathbf{\Lambda}_d)^{1/2}$, with $\mathbf{V}_d = (v_1, \dots, v_d)$ and $\mathbf{\Lambda}_d = \text{diag}(\lambda_1, \dots, \lambda_d)$.

Here, d shows the dimensionality of the Minimax vectors, i.e. the number of Minimax features. The Minimax dimensions are ordered according to the respective eigenvalues and thereby we might choose only the first most representative ones, instead of taking all.

Embedding of Collective Minimax Pairwise Matrices

We extend our generic framework to the cases that multiple pairwise Minimax matrices are available, instead of a single matrix. Then, the goal would be to find an embedding of the objects into a new space wherein their pairwise squared Euclidean distances are related to the collective Minimax distances over different Minimax matrices. Such a scenario might be interesting in several situations:

- 1) There might exist different type of relations between the objects, where each renders a separate graph. Then, we compute several pairwise Minimax distances, each for a specific relation.
- 2) Minimax distances might fail when for example few noise objects connect two compact classes. Then, the inter-class Minimax distances become very small, even if the objects from the two classes are connected via only few outliers. To solve this issue, similar to model averaging, one could use the higher order, i.e. the second, third, ...




Figure 1: Two different representation of the same objects. The difference is only in the position of the k^{th} object. Summing up the pairwise Minimax distances of these two datasets does not lead to an *ultrametric*.

Minimax distances, e.g., the second smallest maximal gap. Then, there will be multiple pairwise Minimax matrices each representing the k^{th} Minimax distance.

3) In many real-world applications, we encounter high-dimensional data, the patterns might be hidden in some unknown subspace instead of the whole space, such that they are disturbed in the high-dimensional space due to the curse of dimensionality. Minimax distances rely on the existence of well-connected paths, whereas such paths might be very sparse or fluctuated in high dimensions. Thereby, similar to ensemble methods, it is natural to seek for connectivity paths and thus for Minimax distances in some subspaces of the original space. However, investigating all the possible subspaces is computationally intractable as the respective cardinality scales exponentially with the number of dimensions. Hence, we propose an approximate approach based on computing Minimax distances for each dimension, which leads to having multiple Minimax matrices.

In all the aforementioned cases, we need to deal with (let say M) different matrices of Minimax distances computed for the same set of objects. Then, the next step is to investigate the existence of an embedding that represents the pairwise collective Minimax distances. For this purpose, first via Theorem 4 we investigate if the sum of $M > 1$ Minimax matrices satisfies the *ultrametric* properties.

Theorem 4. Given $M > 1$ pairwise Minimax matrices $\mathbf{D}^{MM}(m), m \in \{1, \dots, M\}$ for the same set of objects \mathbf{O} , then, the accumulative Minimax matrix $\mathbf{D}^{aMM} = \mathbf{D}^{MM}(1) + \dots + \mathbf{D}^{MM}(m)$ does not necessarily constitute an *ultrametric*.

Proof. We investigate the *ultrametric* conditions for \mathbf{D}^{aMM} (using the results of the analysis in Theorem 3):

1. $\forall i, j : \mathbf{D}_{ij}^{aMM} = 0$, if and only if $i = j$. We investigate each of the conditions. i) If $i = j$, then $\mathbf{D}_{ij}^{aMM} = 0$: Since we have $\mathbf{D}_{ii}^{MM}(1) = \dots = \mathbf{D}_{ii}^{MM}(M) = 0$, then $\mathbf{D}_{ii}^{aMM} = \sum_{m=1}^M \mathbf{D}_{ii}^{MM}(m) = 0$. ii) If $\mathbf{D}_{ij}^{aMM} = 0$, then $i = j$: According to our assumption, for $i \neq j$ we have $\mathbf{D}_{ij} > 0$ and thus $\mathbf{D}_{ij}^{MM} > 0$. Therefore, $\mathbf{D}_{ij}^{aMM} > 0$ if $i \neq j$, i.e. $\mathbf{D}_{ij}^{aMM} = 0$ implies that $i = j$.
2. $\forall i, j : \mathbf{D}_{ij}^{aMM} \geq 0$. We have: $\forall 1 \leq m \leq M, \mathbf{D}_{ij}^{MM}(m) \geq 0$. Thus, $\mathbf{D}_{ij}^{aMM} = \sum_{m=1}^M \mathbf{D}_{ij}^{MM}(m) \geq 0$.
3. $\forall i, j : \mathbf{D}_{ij}^{aMM} = \mathbf{D}_{ji}^{aMM}$. We have: $\forall 1 \leq m \leq M, \mathbf{D}_{ij}^{MM}(m) = \mathbf{D}_{ji}^{MM}(m)$. Thus, $\sum_{m=1}^M \mathbf{D}_{ij}^{MM}(m) = \sum_{m=1}^M \mathbf{D}_{ji}^{MM}(m)$, i.e. $\mathbf{D}_{ij}^{aMM} = \mathbf{D}_{ji}^{aMM}$.
4. $\forall i, j, k : \mathbf{D}_{ij}^{aMM} \leq \max(\mathbf{D}_{ik}^{aMM}, \mathbf{D}_{kj}^{aMM})$. $\forall 1 \leq m \leq M$, we have $\mathbf{D}_{ij}^{MM}(m) \leq \max(\mathbf{D}_{ik}^{MM}(m), \mathbf{D}_{kj}^{MM}(m))$. Then, $\sum_{m=1}^M \mathbf{D}_{ij}^{MM}(m) \leq \sum_{m=1}^M \max(\mathbf{D}_{ik}^{MM}(m), \mathbf{D}_{kj}^{MM}(m))$. However, we need to show that $\sum_{m=1}^M \mathbf{D}_{ij}^{MM}(m) \leq \max(\sum_{m=1}^M \mathbf{D}_{ik}^{MM}(m), \sum_{m=1}^M \mathbf{D}_{kj}^{MM}(m))$. Thus, if we can approximate $\max(\sum_{m=1}^M \mathbf{D}_{ik}^{MM}(m), \sum_{m=1}^M \mathbf{D}_{kj}^{MM}(m))$ by $\sum_{m=1}^M \max(\mathbf{D}_{ik}^{MM}(m), \mathbf{D}_{kj}^{MM}(m))$, then, this condition is satisfied too and thereby \mathbf{D}^{aMM} induces an *ultrametric*. However, in general this approximation is not valid and one can find cases where $\mathbf{D}_{ij}^{aMM} > \max(\mathbf{D}_{ik}^{aMM}, \mathbf{D}_{kj}^{aMM})$. Here, we show an example. Let fix $M = 2$ and consider the datasets in Figure 1. The two datasets represent the same set of objects. They differ only in the position of the k^{th} object and the other objects are fixed among the two datasets. In both datasets, the Minimax distance between i and i is equal to a , i.e. $\sum_{m=1}^M \mathbf{D}_{ij}^{MM}(m) = 2a$. On the other hand, we have $\sum_{m=1}^M \mathbf{D}_{ik}^{MM}(m) = b + a$, and similarly $\sum_{m=1}^M \mathbf{D}_{kj}^{MM}(m) = a + b$. Thus, $\sum_{m=1}^M \mathbf{D}_{ij}^{MM}(m) = 2a > \max(\sum_{m=1}^M \mathbf{D}_{ik}^{MM}(m), \sum_{m=1}^M \mathbf{D}_{kj}^{MM}(m)) = a + b$, i.e., \mathbf{D}^{aMM} does not induce an *ultrametric*. \square

Theorem 4 indicates that the accumulative Minimax matrix \mathbf{D}^{aMM} does not always yield an *ultrametric*. Thus, the application of the aforementioned embedding to \mathbf{D}^{aMM} is not straightforward. However, we do not necessarily need the *ultrametric* property to compute an embedding. Theorem 5 suggests that after computing $\mathbf{D}^{MM}(m), m \in \{1, \dots, M\}$, first we center each of them via Eq. 2 and then sum them up. The resultant matrix \mathbf{W}^{cMM} is embeddable.

Theorem 5. For a set of objects \mathbf{O} , we are given M pairwise Minimax matrices $\mathbf{D}^{MM}(m), m \in \{1, \dots, M\}$ and the respective centered matrices $\mathbf{W}^{MM}(m) = -\frac{1}{2}\mathbf{A}\mathbf{D}^{MM}(m)\mathbf{A}$. Then, the collective matrix $\mathbf{W}^{cMM} = \sum_{m=1}^M \mathbf{W}^{MM}(m)$ induces an \mathcal{L}_2^2 embedding.

Proof. According to Theorem 3, each $\mathbf{D}^{MM}(m)$ yields an \mathcal{L}_2^2 embedding, which implies that $\mathbf{W}^{MM}(m)$ is positive semidefinite [23, 28]. On the other hand, sum of multiple positive semidefinite matrices (i.e. \mathbf{W}^{cMM}) is a positive semidefinite matrix too [11]. Thus, the eigenvalues of \mathbf{W}^{cMM} are non-negative and it induces an \mathcal{L}_2^2 embedding. \square

Thereby, instead of summing the $\mathbf{D}^{MM}(m)$ matrices, we sum up the $\mathbf{W}^{MM}(m)$'s and then perform eigenvalue decomposition, to compute an embedding wherein the pairwise squared Euclidean distances correspond to the collective pairwise Minimax distances.

Efficient calculation of dimension-specific Minimax distances. In this paper, we particularly study the use of collective Minimax embedding for high-dimensional data (called the *dimension-specific* variant). The dimension-specific variant requires computing pairwise Minimax distances for each dimension, which can be computationally expensive. However, in this setting, the objects stay in an one-dimensional space. A main property of one-dimensional data is that sorting them immediately gives a minimum spanning tree. We, then, compute the pairwise distances for each pair of consecutive objects in the sorted list to obtain the edge weights of the minimum spanning tree. Finally, we compute the pairwise Minimax distances from the minimum spanning tree.

Experiments

We experimentally study the performance of Minimax distance measures on a variety of synthetic and real-world datasets and illustrate how the use of Minimax distances as an intermediate step improves the results. In each dataset, each object is represented by a vector. We compute the pairwise squared Euclidean distances between the vectors to construct the base distance matrix \mathbf{D} . We use Logistic Regression (LogReg) and Support Vector Machines (SVM) as the baseline methods and investigate how performing these methods on the vectors induced from Minimax distances improves the accuracy of prediction. With SVM, we examine three different kernels: i. linear (lin), ii. radial basis function (rbf), and iii. sigmoid (sig), and choose the best result. With Minimax distances, we only use the linear kernel, since we assume that Minimax distances must be able to capture the correct classes, such that they can be then discriminated via a linear separator.

Experiments with synthetic data

We first perform our experiments on two synthetic datasets, called: i) DS1 [2], and ii) DS2 [24], which are shown in Figure 2. The goal is to demonstrate the superior ability of Minimax distances to capture the correct class-specific structures, particularly when the classes have different types (DS2), compared to kernel methods. Table 1 shows the accuracy scores for different methods. The standard SVM is performed with three different kernels (lin, rbf and sig), and the best choice which is the rbf kernel is shown. As mentioned, with Minimax distances, we only use the linear kernel. We observe that performing classification on Minimax vectors yields the best results, since it enables the method to better identify the correct classes. The datasets differ in the type and consistency of the classes. DS1 contains very similar classes which are Gaussian. But DS2 consists of classes which differ in shape and type. Therefore, for DS1 we are able to find an optimal kernel (rbf, since the classes are Gaussian) with a *global* form and parametrization, which fits with the data and thus yields very good results. However, in the case of DS2, since classes have different shapes, then a single kernel *is not* able to capture correctly all of them. For this dataset, LogReg and SVM with Minimax vectors perform better, since they enable to adapt to the class-specific structures. Note that in the case of DS1, using Minimax vectors is equally good to using the optimal rbf kernel. Remember that, to Minimax vectors, we apply only SVM with a linear kernel. Figures 2(c) and 2(d) show the accuracy and eigenvalues w.r.t. different dimensionality of Minimax vectors. As mentioned earlier, the dimensions of Minimax vectors are sorted according to the respective eigenvalues, since a larger eigenvalue indicates a higher importance. By choosing only few dimensions, the accuracy attains its maximal value. We will elaborate in more detail on this further on.

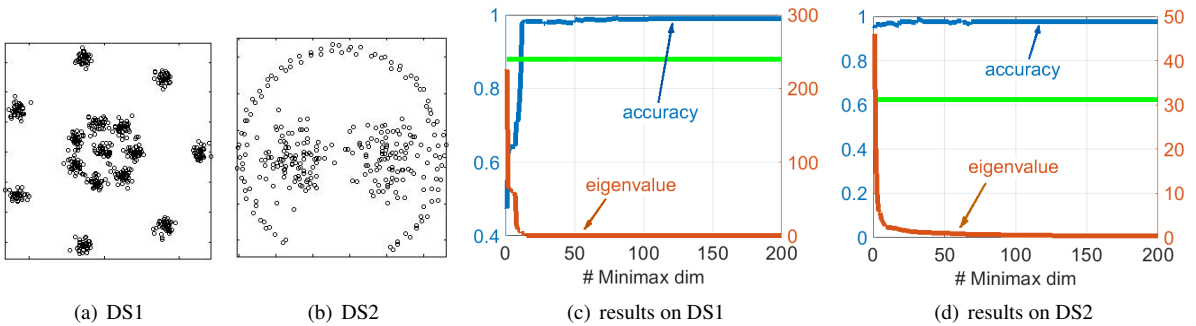


Figure 2: Illustration of DS1, DS2 and the accuracy. The accuracy scores (shown for LogReg-MM) are stable w.r.t. the dimensionality of the Minimax vectors (Figures 2(c) and 2(d)). The straight green line shows the accuracy for the base LogReg.

Table 1: Accuracy of different methods on synthetic datasets. Minimax measure particularly improves the results when the classes in the dataset have different shapes and types (e.g. DS2).

dataset	standard				Minimax	
	SVM-lin	SVM-rbf	SVM-sig	LogReg	SVM-lin	LogReg
DS1	0.5749	0.9924	0.4260	0.8066	0.9917	0.9918
DS2	0.5654	0.9295	0.3294	0.6252	0.9950	0.9983

Table 2: Accuracy scores of different methods on UCI datasets, when 60% of the data is used for training. Using Minimax vectors improves the results.

data	standard				Minimax		dim.spec. Minimax	
	SVM-lin	SVM-rbf	SVM-sig	LogReg	SVM-lin	LogReg	SVM-lin	LogReg
<i>Balance Scale</i>	0.8709	0.8974	0.4468	0.8687	0.6187	0.6086	0.9211	0.9739
<i>Banknote Authentication</i>	0.9876	1.0000	0.5577	0.9872	0.9989	1.0000	0.8847	0.9827
<i>Cloud</i>	0.9988	0.5788	0.5349	0.9988	1.0000	1.0000	1.0000	1.0000
<i>Contraceptive Method</i>	0.5190	0.5533	0.4250	0.5107	0.5647	0.5747	0.5392	0.5389
<i>Glass Identification</i>	0.5924	0.6012	0.3371	0.6053	0.5971	0.6671	0.4918	0.6347
<i>Haberman Survival</i>	0.6893	0.7230	0.7344	0.7426	0.7434	0.7377	0.7418	0.7352
<i>Hayes Roth</i>	0.6058	0.7750	0.3596	0.5365	0.7038	0.7115	0.8635	0.8558
<i>Ionosphere</i>	0.8779	0.9300	0.6536	0.8621	0.9457	0.9450	0.8843	0.9336
<i>Lung Cancer</i>	0.6917	0.7500	0.7500	0.6917	0.7750	0.7500	0.8333	0.8333
<i>Perfume</i>	0.7783	0.9318	0.1498	0.6933	0.9865	0.9870	0.9798	0.9830
<i>Skin Segmentation</i>	0.9287	0.9693	0.7635	0.8980	0.9994	0.9994	0.9906	0.9919
<i>User Knowledge</i>	0.7835	0.7233	0.3019	0.8612	0.5893	0.6757	0.6010	0.8592

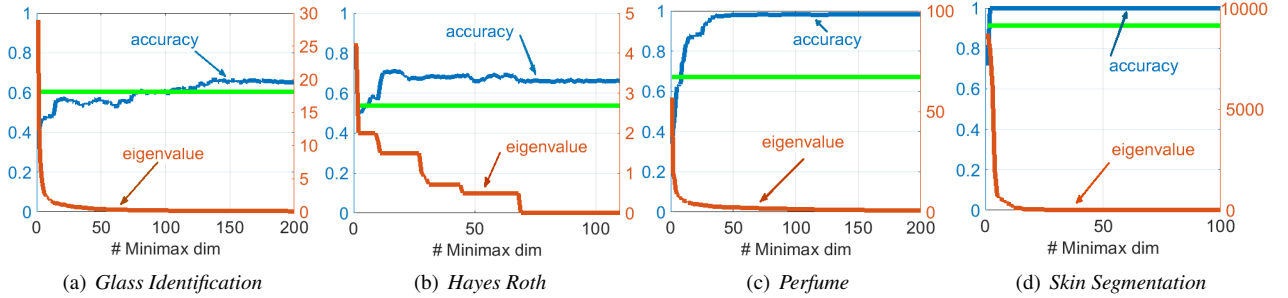


Figure 3: Accuracy score of LogReg-MM applied to different datasets when we choose different number of dimensions of Minimax vectors. The straight green lines show the base LogReg result.

Experiments on classification of UCI data

We perform our real-world experiments on twelve datasets from different domains, selected from the UCI repository [17]: (1) *Balance Scale*: contains 625 observations modeling 3 types of psychological experiments. (2) *Banknote Authentication*: includes 1372 images taken from genuine and forged banknote-like specimens (number of classes is 2). (3) *Cloud*: consists of 1024 10-dimensional vectors, each dimension representing a specific parameter. (4) *Contraceptive Method*: contains information of 1473 women, where the three classes are about the pregnancy status. (5) *Glass Identification*: contains 6 types (classes) of glass w.r.t the oxide content. The number of instances is 214. (6) *Haberman Survival*: contains the survival of 306 patients who had surgery for breast cancer. The number of classes is 2. (7) *Hayes Roth*: is about a study on human subjects which contains 160 instances and 3 classes. (8) *Ionosphere*: includes 351 34-dimensional instances collected from radars and organized into 2 classes. (9) *Lung Cancer*: describes 3 types of pathological lung cancer, including 32 instances each with 56 dimensions. (10) *Perfume*: consists of odors of 20 different perfumes (classes), where the data is collected via OMX-GR sensor. There are in total 560 measurements. (11) *Skin Segmentation*: the original dataset contains 245,057 instances generated using skin textures from face images of different people. However, to make the classification task more difficult, we pick only the first 1,000 instances of each class (to decrease the number of objects per class). The target variable is skin or non-skin sample, i.e. the number of classes is 2. (12) *User Knowledge*: describes 403 students' knowledge level (4 classes) about the subject of Electrical DC Machines.

Accuracy scores. Table 2 shows the results for different methods applied to the datasets, when 60% of the objects are used for training. We have repeated the random split of the data for 20 times and report the average results. The scores and the ranking of different methods are very consistent among different splits, such that the standard deviations are low (i.e., maximally about 0.016). We observe that often performing the classification methods on Minimax vectors improves the classification accuracy. In only very few cases the standard setup outperforms (slightly). In the rest, either the Minimax vectors or the dimension-specific variant of Minimax vectors yield a better performance. In particular, the Minimax variant is more appropriate for low dimensional data, whereas the dimension-specific Minimax variant outperforms on high-dimensional data. We elaborate more on the choice between them in the supplementary material.

Model order selection. Choosing the appropriate number of dimensions for Minimax vectors (i.e. their dimensionality) constitutes a model order selection problem. We study in detail how the dimensionality of the Minimax vectors affects the results. Figure 3 shows the accuracy scores for Minimax-LogReg applied to four of the datasets w.r.t. different number of dimensions (the other datasets behave similarly). The dimensions are ordered according to their importance (informativeness). Choosing a very small number of dimensions might be insufficient since we might lose some informative dimensions, which yields underfitting. By increasing the dimensionality, the method extracts more sufficient classes in the data, thus the accuracy improves. We note that this phase occurs for a very wide range of choices of dimensions. However, by increasing the number of dimensions even more, we might include non-informative or noisy features, where then the accuracy stays constant or decreases slightly, due to overfitting. However, an interesting advantage of this approach is that the overfitting dimensions (if there exists any) have a very small eigenvalue, thus their impact is negligible. This analysis leads to a simple and effective model order selection criteria: Fix a small threshold and pick the dimensions whose respective eigenvalues are larger than the threshold. The exact value of this threshold may not play a critical role (or can be estimated via a validation set). Table 3 shows the results when only 10% of the objects are used for training. For this setting, we observe a consistent performance with the setting where 60% of data is used for training, i.e. the use of Minimax vectors (either the standard variant or the dimension-specific one) improves the accuracy scores. Such a consistency is observed for other ratios of train and test sets too.

Table 3: Accuracy of different methods when only 10% of the data is used for training, where using Minimax distances often improves the results.

data	standard				Minimax		dim.spec. Minimax	
	SVM-lin	SVM-rbf	SVM-sig	LogReg	SVM-lin	LogReg	SVM-lin	LogReg
<i>Balance Scale</i>	0.8459	0.8477	0.4566	0.8694	0.5114	0.6021	0.8270	0.7879
<i>Banknote Authentication</i>	0.9859	0.9843	0.5305	0.9870	0.9895	0.9916	0.6632	0.9060
<i>Cloud</i>	0.9607	0.5207	0.5069	0.9849	1.0000	1.0000	1.0000	1.0000
<i>Contraceptive Method</i>	0.4746	0.5078	0.4082	0.4871	0.4761	0.5206	0.4714	0.4655
<i>Glass Identification</i>	0.3417	0.4677	0.3385	0.3958	0.4365	0.4844	0.4100	0.5000
<i>Haberman Survival</i>	0.7011	0.7275	0.7347	0.7311	0.7369	0.7362	0.7336	0.7176
<i>Hayes Roth</i>	0.4258	0.4593	0.3352	0.4775	0.5186	0.5758	0.5958	0.6636
<i>Ionosphere</i>	0.8033	0.7692	0.6256	0.7943	0.9043	0.9097	0.8000	0.8786
<i>Lung Cancer</i>	0.7045	0.7227	0.7136	0.7205	0.7159	0.6750	0.7386	0.7500
<i>Perfume</i>	0.6937	0.5732	0.1053	0.5129	0.8787	0.8775	0.8236	0.8481
<i>Skin Segmentation</i>	0.9161	0.9294	0.6203	0.9166	0.9983	0.9983	0.9855	0.9861
<i>User Knowledge</i>	0.5179	0.3772	0.3129	0.7200	0.3759	0.5315	0.3681	0.7638

Model selection. According to our experimental results, very often, either the standard Minimax classification or the dimension-specific variant outperform the base setup. In a supervised setting, the correct choice between these two Minimax variants can be made via measuring the prediction ability, e.g. the accuracy score. However, this approach might not be applicable for unsupervised learning, e.g. clustering, where the ground truth is not given. We investigate a simple heuristics which can be employed in any arbitrary setting. When we perform eigen decomposition of the centered matrix (\mathbf{W}^{MM} or \mathbf{W}^{cMM}), we normalize the eigenvalues by the largest of them such that the largest eigenvalue equals 1. Then, the variant that yields a shaper decay in eigenvalues is supposed to be potentially a better model. A sharper decay of the eigenvalues indicates a tighter confinement to a low dimensional subspace, i.e. lower complexity in data representation. This possibly yields a better learning, and thereby a higher accuracy score. In our experiments, on *Cloud*, *Glass Identification*, *Haberman Survival*, *Perfume* and *Skin Segmentation* either the accuracy scores are not significantly distinguishable or there is no consistent ranking of the two different variants such that it is difficult to decide which one is better. For these datasets the eigenspectra are very similar as shown for example for *Cloud* dataset in Figure 4(a). Among the remaining datasets, our heuristics works properly on *Balance Scale*, *Contraceptive Method*, *Hayes Roth*, *Lung Cancer* and *User Knowledge* datasets, where two sample eigenspectra are shown in Figures 4(b) and 4(c). Finally, our heuristics fails only on the two datasets *Banknote Authentication* and

Ionosphere. However, for these datasets the accuracy scores as well as the decays are rather similar, as shown for example for *Banknote Authentication* in Figure 4(d).

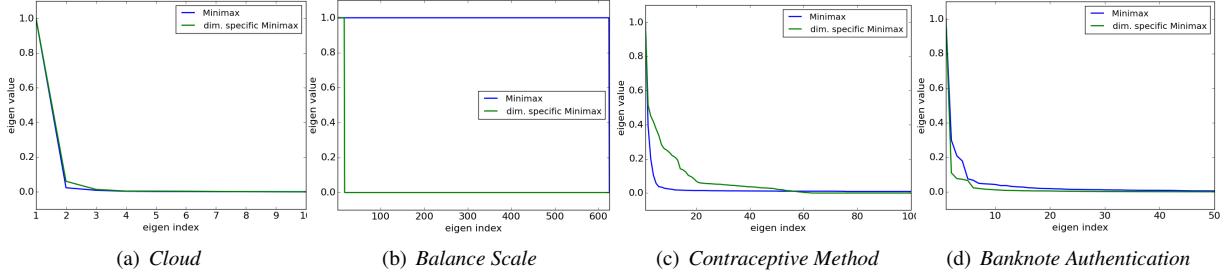


Figure 4: Eigenspectra for different example datasets. A better Minimax variant often yields a sharper eigenspectrum.

Experiments on clustering of document scannings

Finally, we study the impact of performing Minimax distances on clustering of scannings of documents collocated by a large document processing corporation. The dataset contains the vectors of 675 documents each represented in a 4096 dimensional space. This dataset contains 56 clusters which some of the clusters have only one single document. We call this dataset *dataset 1*. Then, by removing the clusters with only one or two documents, we obtain *dataset 2* which includes 634 documents and 34 clusters. Finally, we obtain *dataset 3* which contains the clusters that have at least 5 documents. This datasets consists of 592 documents and 21 clusters. We compute the pairwise distances of pairs of documents according to squared Euclidean distance. The goal is to demonstrate the applicability of Gaussian Mixture Models (GMM) to Minimax distances, as well as to show if the use of Minimax distances improves the results.

We apply dimension-specific Minimax distances to different subspaces of the original data. For this purpose, we define the parameter b to be the number of dimensions of the subspace. Then, we randomly partition the original features (dimensions) such that the dimensionality of each subset equals b (the last subset might have less dimensions than b). Note that different subsets have the same number of documents which equals to the number of documents of the original data. For each subset, we compute the pairwise Minimax distances and obtain multiple Minimax matrices. Thus, we apply the collective Minimax embedding to compute an embedding in a new space. Finally, we apply GMM to the Minimax vectors. We use adjusted Rand score [13] and adjusted Mutual Information [25] to evaluate the performance of different methods. Rand score computes the similarity between the estimated and the true clusterings. Mutual Information measures the mutual information between the two solutions. Note that we compute the adjusted version of these criteria, such that they yield zero for random clustering. Table 4 shows the results on the three datasets. The number at the front of different dimension specific (DimMM) variants indicates b . We observe: i) Computing Minimax distances enables to better capture the underlying structures, thus yields improving the results. ii) The dimension-specific variant improves the clusters even further via extracting appropriate structures in different subspaces. iii) However, the first improvement, i.e., the use or not use of Minimax distances, has a more significant impact than the choice between the standard or the dimension-specific variants. Finally, note that DimMM is equivalent to the standard Minimax if $b = 4096$.

Conclusion

We developed a framework to apply Minimax distances to any learning algorithm that works on numerical data. We first compute the pairwise Minimax distances via obtaining a minimum panning tree. Then, we compute an embedding of the objects into a new vector space, such that their pairwise Minimax distance in the original space equals to their squared Euclidean distance in the new space. This embedding provides to apply any numerical learning method or compute a kernel. We, then, extended our approach to the cases wherein there are multiple pairwise Minimax matrices. We showed that even though the sum of the Minimax matrices does not necessarily yield an *ultrametric*, but we can first sum the centered matrices and then perform the embedding via eigenvalue decomposition. Finally, we investigated our framework on several standard and real-world datasets and showed the superior performance of the our methods in different contexts.

Table 4: Performance of basic K -means (*base*), the standard Minimax (*Minimax*), and Minimax distances at subspaces (*DimMM*) in the clustering task.

	dataset 1		dataset 2		dataset 3	
method	Rand score	Mutual Info.	Rand score	Mutual Info.	Rand score	Mutual Info.
base	0.2539	0.5914	0.3191	0.6478	0.4268	0.7195
Minimax	0.3033	0.6263	0.3995	0.6943	0.4611	0.7407
DimMM050	0.3605 \pm 0.016	0.6489 \pm 0.015	0.4306 \pm 0.016	0.7052 \pm 0.018	0.4556 \pm 0.014	0.7294 \pm 0.018
DimMM075	0.3767 \pm 0.013	0.6431 \pm 0.019	0.4238 \pm 0.014	0.7003 \pm 0.019	0.5254 \pm 0.015	0.7587 \pm 0.018
DimMM100	0.3728 \pm 0.014	0.6451 \pm 0.018	0.4126 \pm 0.011	0.6996 \pm 0.012	0.5002 \pm 0.013	0.7577 \pm 0.016
DimMM125	0.3538 \pm 0.015	0.6470 \pm 0.015	0.4167 \pm 0.017	0.6985 \pm 0.019	0.4731 \pm 0.015	0.7448 \pm 0.019
DimMM150	0.3431 \pm 0.012	0.6418 \pm 0.016	0.3932 \pm 0.013	0.6960 \pm 0.014	0.4917 \pm 0.012	0.7530 \pm 0.014
DimMM175	0.3484 \pm 0.017	0.6459 \pm 0.016	0.3766 \pm 0.018	0.6896 \pm 0.019	0.4512 \pm 0.018	0.7375 \pm 0.017
DimMM200	0.3351 \pm 0.015	0.6374 \pm 0.018	0.4023 \pm 0.011	0.6948 \pm 0.011	0.4607 \pm 0.014	0.7429 \pm 0.016
DimMM250	0.3322 \pm 0.012	0.6413 \pm 0.016	0.3809 \pm 0.013	0.6866 \pm 0.0114	0.5034 \pm 0.011	0.7530 \pm 0.012
DimMM300	0.3243 \pm 0.012	0.6376 \pm 0.015	0.3942 \pm 0.014	0.6954 \pm 0.017	0.4800 \pm 0.016	0.7469 \pm 0.015
DimMM350	0.3332 \pm 0.016	0.6419 \pm 0.018	0.3831 \pm 0.012	0.6798 \pm 0.013	0.4660 \pm 0.011	0.7452 \pm 0.011
DimMM400	0.3385 \pm 0.013	0.6406 \pm 0.013	0.4089 \pm 0.014	0.6944 \pm 0.015	0.4680 \pm 0.013	0.7429 \pm 0.012
DimMM500	0.3272 \pm 0.015	0.6378 \pm 0.017	0.4008 \pm 0.016	0.6929 \pm 0.019	0.4653 \pm 0.016	0.7470 \pm 0.017

References

- [1] Alfred V. Aho and John E. Hopcroft. *The Design and Analysis of Computer Algorithms*. Addison-Wesley Longman Publishing Co., Inc., Boston, MA, USA, 1st edition, 1974.
- [2] Hong Chang and Dit-Yan Yeung. Robust path-based spectral clustering. *Pattern Recogn.*, 41(1):191–203, 2008.
- [3] Pavel Chebotarev. A class of graph-geodetic distances generalizing the shortest-path and the resistance distances. *Discrete Appl. Math.*, 159(5):295–302, 2011.
- [4] Morteza Haghir Chehreghani. K-nearest neighbor search and outlier detection via minimax distances. In *Siam International Conference on Data Mining*. Siam, 2016.
- [5] Thomas H. Cormen, Clifford Stein, Ronald L. Rivest, and Charles E. Leiserson. *Introduction to Algorithms*. McGraw-Hill Higher Education, 2nd edition, 2001.
- [6] Michel Deza and Monique Laurent. Applications of cut polyhedra. Technical Report BS-R9221, Centrum voor Wiskunde en Informatica (CWI). Amsterdam (NL), 1992.
- [7] Bernd Fischer and Joachim M. Buhmann. Path-based clustering for grouping of smooth curves and texture segmentation. *IEEE Trans. Pattern Anal. Mach. Intell.*, 25(4):513–518, 2003.
- [8] François Fouss, Kevin Francoisse, Luh Yen, Alain Pirotte, and Marco Saerens. An experimental investigation of kernels on graphs for collaborative recommendation and semisupervised classification. *Neural Networks*, 31:5372, 2012.
- [9] Francois Fouss, Alain Pirotte, Jean-Michel Renders, and Marco Saerens. Random-walk computation of similarities between nodes of a graph with application to collaborative recommendation. *IEEE Trans. on Knowl. and Data Eng.*, 19(3):355–369, 2007.
- [10] Thomas Hofmann, Bernhard Scholkopf, and Alexander J. Smola. A review of kernel methods in machine learning, 2006.
- [11] Roger A. Horn and Charles R. Johnson, editors. *Matrix Analysis*. Cambridge University Press, 1990.
- [12] T.C. Hu. The maximum capacity route problem. *Operations Research*, 9:898–900, 1961.
- [13] L. Hubert and P. Arabie. Comparing partitions. *Journal of classification*, 2(1):193–218, 1985.
- [14] Kye-Hyeon Kim and Seungjin Choi. Neighbor search with global geometry: a minimax message passing algorithm. In *ICML*, pages 401–408, 2007.
- [15] Kye-Hyeon Kim and Seungjin Choi. Walking on minimax paths for k-nn search. In *AAAI*, 2013.

- [16] F. R. Kschischang, B. J. Frey, and H. A. Loeliger. Factor graphs and the sum-product algorithm. *IEEE Trans. Inf. Theor.*, 47(2):498–519, 2006.
- [17] M. Lichman. UCI machine learning repository, 2013.
- [18] Ulrike Luxburg. A tutorial on spectral clustering. *Statistics and Computing*, 17(4):395–416, 2007.
- [19] Boaz Nadler and Meirav Galun. Fundamental limitations of spectral clustering. In *Advanced in Neural Information Processing Systems 19*, pages 1017–1024, 2007.
- [20] Robert C. Prim. Shortest connection networks and some generalizations. *The Bell Systems Technical Journal*, 36(6):1389–1401, 1957.
- [21] John Shawe-Taylor and Nello Cristianini. *Kernel Methods for Pattern Analysis*. Cambridge University Press, 2004.
- [22] Joshua B. Tenenbaum, Vin de Silva, and John C. Langford. A global geometric framework for nonlinear dimensionality reduction. *Science*, 290(5500):2319, 2000.
- [23] W.S. Torgerson. *Theory and methods of scaling*. Wiley, 1958.
- [24] C. J. Veenman, M.J.T. Reinders, and E. Backer. A maximum variance cluster algorithm. *IEEE Trans. Pattern Anal. Mach. Intell.*, 24, 2002.
- [25] Nguyen Xuan Vinh, Julien Epps, and James Bailey. Information theoretic measures for clusterings comparison: Variants, properties, normalization and correction for chance. *J. Mach. Learn. Res.*, 11:2837–2854, 2010.
- [26] Kilian Q. Weinberger and Lawrence K. Saul. Distance metric learning for large margin nearest neighbor classification. *J. Mach. Learn. Res.*, 10:207–244, 2009.
- [27] Luh Yen, Marco Saerens, Amin Mantrach, and Masashi Shimbo. A family of dissimilarity measures between nodes generalizing both the shortest-path and the commute-time distances. In *KDD*, pages 785–793, 2008.
- [28] Gale Young and A. Householder. Discussion of a set of points in terms of their mutual distances. 3(1):19–22, 1938.
- [29] Reza Zadeh and Shai Ben-David. A uniqueness theorem for clustering. In *UAI*, pages 639–646, 2009.