

# The Step Decay Schedule: A Near Optimal, Geometrically Decaying Learning Rate Procedure

Rong Ge<sup>1</sup>, Sham M. Kakade<sup>2</sup>, Rahul Kidambi<sup>2</sup>, and Praneeth Netrapalli<sup>3</sup>

<sup>1</sup>Duke University, Durham, NC, USA, [rongge@cs.duke.edu](mailto:rongge@cs.duke.edu)

<sup>2</sup>University of Washington, Seattle, WA, USA, [sham@cs.washington.edu](mailto:sham@cs.washington.edu), [rkidambi@uw.edu](mailto:rkidambi@uw.edu)

<sup>3</sup>Microsoft Research, Bangalore, India [praneeth@microsoft.com](mailto:praneeth@microsoft.com).

## Abstract

There is a stark disparity between the step size schedules used in practical large scale machine learning and those that are considered optimal by the theory of stochastic approximation. In theory, most results utilize polynomially decaying learning rate schedules, while, in practice, the “Step Decay” schedule is among the most popular schedules, where the learning rate is cut every *constant* number of epochs (i.e. this is a *geometrically* decaying schedule).

This work examines this schedule for the stochastic optimization problem of streaming least squares regression (both in the non-strongly convex and strongly convex case), where we show that a sharp theoretical characterization of an optimal learning rate schedule is far more nuanced than suggested by previous work. We focus specifically on the rate that is achievable when using the final iterate of stochastic gradient descent, as is commonly done in practice. Our main result provably shows that a properly tuned geometrically decaying learning rate schedule provides an exponential improvement (in terms of the condition number) over *any* polynomially decaying learning rate schedule. We also provide experimental support for wider applicability of these results, including for training modern deep neural networks.

## 1 Introduction

Large scale machine learning and deep learning rely almost exclusively on stochastic optimization methods, primarily SGD (Robbins and Monro, 1951) and variants. Such methods are heavily tuned to the problem at hand (often with parallelized hyper-parameter searches (Li et al., 2017)). There are two predominant approaches in stochastic optimization: those methods which decay learning rate schedules to achieve the best performance (Krizhevsky et al., 2012; Sutskever et al., 2013; Kidambi et al., 2018) and those which rely on various forms of approximate preconditioning (Duchi et al., 2011; Tieleman and Hinton, 2012; Kingma and Ba, 2014) to obtain reasonably accurate results on classes of problem instances (often) with minimal hyper-parameter tuning. This work examines the former class of methods, where our goal is to present a more refined characterization of optimal learning rate schedules, through both sharp theoretical analysis (on the special case of convex quadratics) and empirical studies.

In this work, we will restrict our attention to only the SGD algorithm where we are concerned with the behavior of the final iterate (i.e. the last point when we choose to terminate the algorithm). While the majority of (minimax optimal) theoretical results for SGD focus on iterate averaging techniques (e.g. Polyak and Juditsky (1992)), practical implementations of SGD predominantly return the final iterate of the SGD procedure. Thus, it is of importance (both from theoretical and practical perspectives) to quantify what is achievable with the final iterate of an SGD procedure.

In theory, it is known that final iterate (Robbins and Monro, 1951) of SGD will (asymptotically) converge to the (local) minimizer only if the learning rates are not summable but are square summable (the former condition being one so that the initial conditions are forgotten and the latter condition being one so that the error due to the noise goes to zero) (Kushner and Clark, 1978; Kushner and Yin, 2003). In particular, much of the theoretically studied learning schedules are of the form  $\eta_t = \frac{a}{b+t^\alpha}$  for some  $a, b \geq 0$  and  $1/2 < \alpha \leq 1$  (Robbins and Monro, 1951; Polyak

<b>Algorithm 1: Step Decay scheme</b>	
<b>Input:</b> Initial vector $\mathbf{w}$ , starting learning rate $\eta_0$ , number of steps $T$	
<b>Output:</b> $\mathbf{w}$	
1	<b>for</b> $\ell \leftarrow 1$ <b>to</b> $\log T$ <b>do</b>
2	$\eta_\ell \leftarrow \eta_0 / 2^\ell$
3	<b>for</b> $t \leftarrow 1$ <b>to</b> $T / \log T$ <b>do</b>
4	$\mathbf{w} \leftarrow \mathbf{w} - \eta_\ell \widehat{\nabla} f(\mathbf{w})$
5	<b>end</b>
6	<b>end</b>

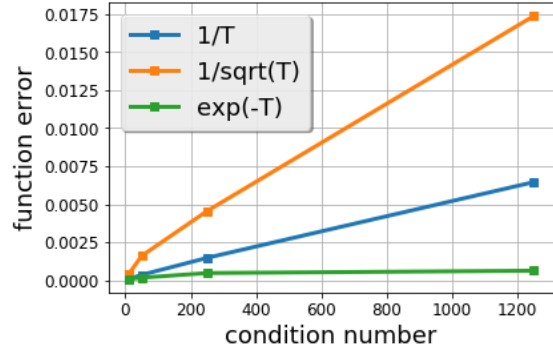


Figure 1: (Left) The Step Decay scheme for stochastic gradient descent. Note that the algorithm requires just two parameters - the starting learning rate  $\eta_0$  and the number of iterations  $T$ .

(Right) Plot of function value error (in log scale) of the final iterate vs. condition number  $\kappa$  for polynomially decaying i.e., equation(6), equation(7) and the smoothed geometrically decaying (i.e. exponentially decaying) step-sizes equation(8) for the 2-d quadratic problem (equation 2), which also captures the behavior of a 2-d linear regression problem. The condition number  $\kappa$  is varied as  $\{10, 50, 250, 1250\}$ . Exhaustive grid search is performed for all stepsize parameters ( $\eta_0$  and  $b$  in equation 6, 7, 8). Initial error of the algorithm is  $\mathcal{O}(d\sigma^2)$  and the algorithm is run for a total of  $25 \times \kappa_{\max} = 25 \times 1250$  steps and averaged over 10 random seeds. Observe that the final iterate’s error grows linearly as a function of the condition number  $\kappa$  for the polynomially decaying stepsize schemes, whereas, the error grows only logarithmically in  $\kappa$  for the smoothed geometric stepsize scheme. For details, refer to section E.1 in Appendix E.

and Juditsky, 1992) – we refer to these schedules as polynomial decay schemes; such polynomial decay schemes are convergent due to that they are not summable but are square summable. Furthermore, it is known that such polynomial decay schemes can yield near-minimax optimal rates (up to log factors) on the final iterate for certain classes of non-smooth stochastic convex optimization problems (Shamir and Zhang, 2012), with/without strong convexity.

In practice, a widely used stepsize schedule involves cutting the learning rate (by a constant factor) every constant number of epochs; such schemes are referred to as “Step Decay” schedules<sup>1</sup>. Clearly, such a scheme is *geometrically* decaying the learning rate, and, therefore, it is a non-convergent scheme (from the stochastic approximation perspective). However, in practice, the schedule at which the rate is (geometrically) cut is tuned<sup>2</sup> to obtain good performance when the algorithm is terminated (Krizhevsky et al., 2012; He et al., 2016b), as opposed to one that obtains the best rates in the limit of a large number of updates. Such schemes are widely used to the extent that these are available as a standard option in popular deep learning libraries such as PyTorch<sup>3</sup>, TensorFlow<sup>4</sup>.

**Our contributions:** This work establishes near optimality of the step-decay schedule (Algorithm 6) on the *final* iterate of an SGD procedure (with a *known* time horizon). In particular, the variance on the final iterate of a step-decay schedule is shown to offer an *exponential* improvement over that of standard polynomially decaying step size schemes standard in the theory of stochastic approximation (Kushner and Yin, 2003). Figure 1 illustrates that this difference is evident (empirically) even when optimizing a two-dimensional convex quadratic. Table 1 provides a summary.

Our main contributions are as follows:

- *Sub-optimality of polynomially decaying learning rate schemes:* For the case of optimizing strongly convex quadratics, this work shows that the final iterate of a polynomially decaying stepsize scheme (i.e. with  $\eta_t \propto 1/t^\alpha$ , with  $\alpha \in [0.5, 1]$ ) is off the statistical minimax rate by a factor of the *condition number* of the problem. For the non-strongly convex case of optimizing quadratics, any polynomially decaying stepsize scheme can achieve a rate no better than  $d\sigma^2/\sqrt{T}$  (up to log factors), while the statistical minimax rate is  $d\sigma^2/T$ . We would like to make a note here that our main theorem 2, for the non-strongly convex case of quadratics, offers a rate on the

<sup>1</sup>Towards Data Science: Stepsize schedules

<sup>2</sup><http://cs231n.github.io/neural-networks-3/#baby>

<sup>3</sup>PyTorch Learning Rate Scheduler: Reduce on plateau

<sup>4</sup>[https://www.tensorflow.org/api\\_docs/python/tf/train/exponential\\_decay](https://www.tensorflow.org/api_docs/python/tf/train/exponential_decay)

	Assumptions	Minimax rate	Rate w/ Final iterate using best poly-decay	Rate w/ Final iterate using Step Decay
General convex functions	$\mathbb{E} \left[ \left\  \widehat{\nabla} f \right\ ^2 \right] \leq G^2$ $\text{Diam}(\text{ConstraintSet}) \leq D$	$\frac{GD}{\sqrt{T}}$	$O \left( \frac{GD}{\sqrt{T}} \cdot \log T \right)$ (Shamir and Zhang, 2012)	–
Non-strongly convex quadratics	(1)	$\frac{\sigma^2 d}{T}$	$\Omega \left( \frac{\sigma^2 d}{T} \cdot \frac{\sqrt{T}}{\log T} \right)$ (This work - Theorem 1)	$\mathcal{O} \left( \frac{\sigma^2 d}{T} \cdot \log T \right)$ (This work - Theorem 2)
General strongly convex functions	$\mathbb{E} \left[ \left\  \widehat{\nabla} f \right\ ^2 \right] \leq G^2$ $\nabla^2 f \succeq \mu \mathbf{I}$	$\frac{G^2}{\mu T}$	$O \left( \frac{G^2}{\mu T} \cdot \log T \right)$ (Shamir and Zhang, 2012)	–
Strongly convex quadratics	(1) $\nabla^2 f \succeq \mu \mathbf{I}$	$\frac{\sigma^2 d}{T}$	$\Omega \left( \frac{\sigma^2 d}{T} \cdot \kappa \right)$ (This work - Theorem 1)	$\mathcal{O} \left( \frac{\sigma^2 d}{T} \cdot \log T \right)$ (This work - Theorem 2)

Table 1: Comparison of sub-optimality for *final* iterate of SGD (i.e.,  $\mathbb{E}[f(\mathbf{w}_T)] - \min_{\mathbf{w}} f(\mathbf{w})$ ) for different settings. The minimax rate refers to the best possible worst case rate with access to stochastic gradients (typically achieved with iterate averaging methods (Polyak and Juditsky, 1992; Ghadimi and Lan, 2012)); the **red** shows the multiplicative factor increase (over the minimax rate) using the final iterate, under two different learning rate decay schedules. Polynomial decay rates are of the form  $\frac{a}{b+t^\alpha}$  (for appropriately chosen  $a, b, \alpha \in [0.5, 1]$ ). For the general cases above, the polynomial decay schemes achieve near optimal rates on the final iterate. Here  $\widehat{\nabla} f$  denotes the stochastic gradient,  $\nabla f = \mathbb{E}[\widehat{\nabla} f]$  denotes the gradient and  $\nabla^2 f$  denotes the Hessian of the function  $f$ . For quadratics, we assume

$$\mathbb{E} \left[ \widehat{\nabla} f(\mathbf{w}^*) \widehat{\nabla} f(\mathbf{w}^*)^\top \right] \preceq \sigma^2 \nabla^2 f(\mathbf{w}^*). \quad (1)$$

This assumption is satisfied by multiplicative noise that is introduced when employing sampled stochastic gradients and features in several recent efforts (Bach and Moulines, 2013; Jain et al., 2016, 2017b). While the polynomial decay schemes are nearly minimax optimal for general (strongly) convex functions, they are notably suboptimal for convex quadratics. The geometrically decaying Step Decay schedule provides marked improvements over any polynomial decay scheme for convex quadratics. For simplicity of presentation, the results for quadratics do not show dependence on initial error. See Theorems 1 and 2 for precise statements (and Nemirovsky and Yudin (1983); Ghadimi and Lan (2012); Shamir and Zhang (2012) for precise statements of the general case).

initial error (i.e., the bias term) that is off the best known rate (Bach and Moulines, 2013) (that employs iterate averaging) by a dimension factor.

- *Near-optimality of the step-decay scheme:* Given a fixed end time  $T$ , the step-decay scheme (algorithm 6) presents a final iterate that is off the statistical minimax rate by just a  $\log(T)$  factor for optimizing both strongly convex and non-strongly convex case of quadratics<sup>5</sup>, thus indicating vast improvements over polynomially decaying stepsize schedules. Algorithm 6 is rather straightforward and employs the knowledge of just an initial learning rate and number of iterations for its implementation.
- *SGD has to query bad points (or iterates) infinitely often:* For the case of optimizing strongly convex quadratics, this work shows that any stochastic gradient procedure (in a lim sup sense) *must* query sub-optimal iterates (off by nearly a condition number) infinitely often.

Table 1 summarizes this paper’s results. Note that the sub-optimality of standard polynomially decaying stepsizes for classes of smooth and strongly convex optimization doesn’t contradict the (minimax) optimality results in stochastic approximation (Polyak and Juditsky, 1992). Iterate averaging coupled with polynomially decaying learning rates clearly does achieve minimax optimal statistical rates in the limit (Ruppert, 1988; Polyak and Juditsky, 1992). In fact, recent results for the special case of quadratics indicate that a constant learning rate coupled with iterate averaging achieves anytime minimax optimal statistical rates (as opposed to results that work with the knowledge of the time

<sup>5</sup>This dependence can be improved to log of the condition number of the problem (for the strongly convex case) using a more refined stepsize decay scheme.

horizon) (Bach and Moulines, 2013; Jain et al., 2016, 2017b). However, as mentioned previously, this work deals with the behavior of the *final iterate* (i.e. without iterate averaging) of a stochastic gradient procedure, which is clearly of relevance to practice.

Extending results on the performance of Step Decay schemes to more general convex optimization problems, beyond stochastic optimization of quadratics, is an important future direction.

**Related work:** Stochastic Gradient Descent (SGD) and the problem of stochastic approximation was introduced in the work of Robbins and Monro (1951). This work elaborates on stepsize schemes satisfied by asymptotically convergent stochastic gradient methods: we refer to these schemes as “convergent” stepsize sequences. The asymptotic statistical optimality of SGD equipped with larger stepsize sequences and iterate averaging was shown in Ruppert (1988); Polyak and Juditsky (1992). In terms of oracle models and notions of optimality, there exists two lines of thought, as elaborated below. See also Jain et al. (2017b) for a detailed discussion in this regard.

One line of thought considers the goal of matching the excess risk of the statistically optimal estimator (Anbar, 1971; Kushner and Clark, 1978; Polyak and Juditsky, 1992) on every problem instance. Several recent works (Bach and Moulines, 2013; Frostig et al., 2015; Dieuleveut et al., 2016; Jain et al., 2016, 2017b) present non-asymptotic results work in this oracle model, in conjunction with iterate averaging, and achieve minimax rates (on a per-problem basis) (Lehmann and Casella, 1998; Kushner and Clark, 1978). This paper studies the final iterate of SGD and understands its behavior with both the standard polynomially decaying stepsizes and the step decay schedule under this oracle model.

The other line of thought designs algorithms under worst case assumptions such as bounded noise, with the goal to match lower bounds provided in Nemirovsky and Yudin (1983); Raginsky and Rakhlin (2011); Agarwal et al. (2012). Working in this oracle model, various asymptotic properties of convergent learning rate schemes in stochastic approximation literature have been studied in great detail (Kushner and Clark, 1978; Ljung et al., 1992; Bharath and Borkar, 1999; Kushner and Yin, 2003; Lai, 2003), for broad function classes. Using iterate averaged SGD, efforts of Lacoste-Julien et al. (2012); Rakhlin et al. (2012); Ghadimi and Lan (2012, 2013); Bubeck (2014); Dieuleveut et al. (2016) achieve (near-)minimax rates for various problem classes. The work of Shamir and Zhang (2012) is closest in spirit to our work (despite working with a different oracle model), and presents near minimax rates (up to log factors) using the *final* iterate of an SGD procedure for non-smooth stochastic optimization with/without strong convexity assumptions. Note that the work of Harvey et al. (2018) established a lower bound indicating that the final iterate of an SGD method suffers an extra logarithmic dependence on the time  $T$  (under specific classes of polynomially decaying stepsizes, and when the end time  $T$  is not known), as established by the work of Shamir and Zhang (2012) over the minimax rate (Nemirovsky and Yudin, 1983; Raginsky and Rakhlin, 2011; Agarwal et al., 2012) in the context of SGD with “standard” polynomially decaying stepsizes when optimizing non-smooth objectives.

**Paper organization:** Section 2 describes notation and problem setup. Section 3 presents our results on the sub-optimality of polynomial decay schemes and the near optimality of the step decay scheme. Section 3.3 presents results on the anytime behavior of SGD (i.e. the asymptotic/infinite horizon case). Section 4 presents experimental results and Section 5 presents conclusions.

## 2 Problem Setup

**Notation:** We present the setup and associated notation in this section. We represent scalars with normal font  $a, b, L$  etc., vectors with boldface lowercase characters  $\mathbf{a}, \mathbf{b}$  etc. and matrices with boldface uppercase characters  $\mathbf{A}, \mathbf{B}$  etc. We represent positive semidefinite (PSD) ordering between two matrices using  $\succeq$ . The symbol  $\gtrsim$  represents that the direction of inequality holds for some universal constant.

Our theoretical results focus on the stochastic approximation problem of (streaming) least squares regression and this involves minimizing the following expected square loss objective:

$$\min_{\mathbf{w} \in \mathbb{R}^d} f(\mathbf{w}) \text{ where } f(\mathbf{w}) \stackrel{\text{def}}{=} \frac{1}{2} \mathbb{E}_{(\mathbf{x}, y) \sim \mathcal{D}} [(y - \mathbf{w}^\top \mathbf{x})^2]. \quad (2)$$

Note that the hessian of the problem  $\mathbf{H} \stackrel{\text{def}}{=} \nabla^2 f(\mathbf{w}) = \mathbb{E} [\mathbf{x}\mathbf{x}^\top]$ . In this paper, we are provided access to stochastic gradients that involves sampling a fresh example input-output pair  $(\mathbf{x}_t, y_t) \sim \mathcal{D}$  and using this to compute an unbiased estimator of the gradient of the objective  $f(\mathbf{w})$ . This stochastic gradient  $\widehat{\nabla} f(\mathbf{w}_t)$ , evaluated at some iterate  $\mathbf{w}_t$  is represented as:

$$\widehat{\nabla} f(\mathbf{w}_t) = -(y_t - \langle \mathbf{w}_t, \mathbf{x}_t \rangle) \cdot \mathbf{x}_t. \quad (3)$$

Our goal in this paper is to consider the stochastic gradient descent method (Robbins and Monro, 1951), wherein, given an initial iterate  $\mathbf{w}_0$  and step size sequence  $\eta_t$ , we perform the following update:

$$\mathbf{w}_t = \mathbf{w}_{t-1} - \eta_t \widehat{\nabla} f(\mathbf{w}_{t-1}),$$

With regards to examples  $(\mathbf{x}, y)$  drawn from the underlying distribution  $\mathcal{D}$ , the input  $\mathbf{x}$  and the output  $y$  are related to each other as:

$$y = \langle \mathbf{w}^*, \mathbf{x} \rangle + \epsilon,$$

where,  $\epsilon$  is the noise on the example pair  $(\mathbf{x}, y) \sim \mathcal{D}$  and  $\mathbf{w}^*$  is a minimizer of the objective  $f(\mathbf{w})$ . We assume that this noise  $\epsilon = y - \langle \mathbf{w}^*, \mathbf{x} \rangle \ \forall (\mathbf{x}, y) \sim \mathcal{D}$  satisfies the following condition:

$$\Sigma \stackrel{\text{def}}{=} \mathbb{E} [\widehat{\nabla} f(\mathbf{w}^*) \widehat{\nabla} f(\mathbf{w}^*)^\top] = \mathbb{E}_{(\mathbf{x}, y) \sim \mathcal{D}} [(y - \langle \mathbf{w}^*, \mathbf{x} \rangle)^2 \mathbf{x}\mathbf{x}^\top] \preceq \sigma^2 \mathbf{H}. \quad (4)$$

Next, we assume that covariates  $\mathbf{x}$  within the samples  $(\mathbf{x}, y) \sim \mathcal{D}$  satisfy the following fourth moment inequality:

$$\mathbb{E} [\|\mathbf{x}\|^2 \mathbf{x}\mathbf{x}^\top] \preceq R^2 \mathbf{H} \quad (5)$$

This assumption is satisfied, for instance, when the norm of the covariates  $\sup \|\mathbf{x}\|^2 < R^2$ , but holds true even in more general situations (i.e. this assumption is more general than a bounded norm assumption).

Finally, note that both the conditions 4 and 5 are fairly general and used in several recent works (Bach and Moulines, 2013; Jain et al., 2016, 2017b) that present a sharp analysis of SGD (and its variants) for the streaming least squares regression problem. Next, we denote by

$$\mu \stackrel{\text{def}}{=} \lambda_{\min}(\mathbf{H}), \quad L \stackrel{\text{def}}{=} \lambda_{\max}(\mathbf{H}), \quad \text{and} \quad \kappa \stackrel{\text{def}}{=} \frac{R^2}{\mu}$$

the smallest eigenvalue, largest eigenvalue and condition number of  $\mathbf{H}$  respectively.  $\mu > 0$  in the strongly convex case but not necessarily so in the non-strongly convex case (in section 3, the non-strongly convex quadratic objective is referred to as the “smooth” case).

Let  $\mathbf{w}^* \in \arg \min_{\mathbf{w} \in \mathbb{R}^d} f(\mathbf{w})$ . The excess risk of an iterate  $\mathbf{w}$  is given by  $f(\mathbf{w}) - f(\mathbf{w}^*)$ . It is well known that given  $t$  accesses to the stochastic gradient oracle in equation 3, any algorithm that uses these stochastic gradients and outputs  $\widehat{\mathbf{w}}_t$  has sub-optimality that is lower bounded by  $\frac{\sigma^2 d}{t}$ . More concretely, we have that (Van der Vaart, 2000)

$$\lim_{t \rightarrow \infty} \frac{\mathbb{E} [f(\widehat{\mathbf{w}}_t)] - f(\mathbf{w}^*)}{\sigma^2 d/t} \geq 1.$$

There exists schemes that achieve this rate of  $(1 + o(1)) \frac{\sigma^2 d}{t}$  e.g., constant step size SGD with averaging (Ruppert, 1988; Polyak and Juditsky, 1992; Bach and Moulines, 2013). This rate of  $\sigma^2 d/t$  is called the statistical minimax rate.

### 3 Main results

In this section, we will present the main results of this paper. We begin with the sub-optimality of polynomially decaying stepsizes 3.1, the (surprising) near-optimal behavior of the step-decay schedule 3.2, followed by the fundamental limitation that plagues SGD in making it query points with highly sub-optimal function values infinitely often.

### 3.1 Suboptimality of polynomial decay schemes

This paper begins by showing that there exist problem instances where traditional polynomial decay schemes that are presented by the theory of stochastic approximation [Robbins and Monro \(1951\)](#); [Polyak and Juditsky \(1992\)](#) i.e., those of the form  $\frac{a}{b+t^\alpha}$ , for any choice of  $a, b > 0$  and  $\alpha \in [0.5, 1]$  are significantly suboptimal (by a factor of the condition number of the problem) compared to the statistical minimax rate ([Kushner and Clark, 1978](#)).

**Theorem 1.** *Under assumptions 4, 5, there exists a class of problem instances where the following lower bounds hold on the final iterate of a Stochastic Gradient procedure with polynomially decaying stepsizes when given access to the oracle as written in equation 3.*

**Strongly convex case:** Suppose  $\mu > 0$ . For any condition number  $\kappa$ , there exists a problem instance with initial suboptimality  $f(\mathbf{w}_0) - f(\mathbf{w}^*) \leq \sigma^2 d$  such that, for any  $T \geq \kappa^{\frac{4}{3}}$ , and for all  $a, b \geq 0$  and  $0.5 \leq \alpha \leq 1$ , and for the learning rate scheme  $\eta_t = \frac{a}{b+t^\alpha}$ , we have

$$\mathbb{E}[f(\mathbf{w}_T)] - f(\mathbf{w}^*) \geq \exp\left(-\frac{T}{\kappa \log T}\right) (f(\mathbf{w}_0) - f(\mathbf{w}^*)) + \frac{\sigma^2 d}{64} \cdot \frac{\kappa}{T}.$$

**Smooth case:** For any fixed  $T > 1$ , there exists a problem instance such that, for all  $a, b \geq 0$  and  $0.5 \leq \alpha \leq 1$ , and for the learning rate scheme  $\eta_t = \frac{a}{b+t^\alpha}$ , we have

$$\mathbb{E}[f(\mathbf{w}_T)] - f(\mathbf{w}^*) \geq \left(R^2 \cdot \|\mathbf{w}_0 - \mathbf{w}^*\|^2 + \sigma^2 d\right) \cdot \frac{1}{\sqrt{T} \log T}.$$

In both the cases above, the statistical minimax rate is  $\frac{\sigma^2 d}{T}$ . In the strongly convex case, we have a suboptimality factor of  $\Omega(\kappa)$  and in the smooth case, we have a suboptimality factor of  $\Omega\left(\frac{\sqrt{T}}{\log T}\right)$ .

### 3.2 Near optimality of Step Decay schemes

This section presents results on the Step Decay schedules. In particular, given the knowledge of an end time  $T$  when the algorithm is terminated, the step decay learning rate schedule (Algorithm 6) offers significant improvements over standard polynomially decaying stepsize schemes, and obtains near minimax rates (off by only a  $\log(T)$  factor).

**Theorem 2.** *Suppose we are given access to the stochastic gradient oracle 3 satisfying assumptions 4 and 5. Running Algorithm 6 with an initial stepsize of  $\eta_1 = 1/(2R^2)$  allows the algorithm to achieve the following excess risk guarantees.*

- **Strongly convex case:** Suppose  $\mu > 0$ . We have:

$$\mathbb{E}[f(\mathbf{w}_T)] - f(\mathbf{w}^*) \leq 2 \cdot \exp\left(-\frac{T}{2\kappa \log T \log \kappa}\right) (f(\mathbf{w}_0) - f(\mathbf{w}^*)) + 4\sigma^2 d \cdot \frac{\log T}{T}.$$

- **Smooth case:** We have:

$$\mathbb{E}[f(\mathbf{w}_T)] - f(\mathbf{w}^*) \leq 2 \cdot \left(R^2 d \cdot \|\mathbf{w}_0 - \mathbf{w}^*\|^2 + 2\sigma^2 d\right) \cdot \frac{\log T}{T}$$

We would like to make a note that, while the above theorem presents significant improvements over standard polynomial decay (or constant learning rate schemes ([Polyak and Juditsky, 1992](#); [Bach and Moulines, 2013](#); [Défossez and Bach, 2015](#); [Jain et al., 2016](#))) with iterate averaging, the result presents a worse rate on the initial error (by a dimension factor) in the smooth case, compared to the best known result ([Bach and Moulines, 2013](#)), which relies heavily on iterate averaging to remove this factor. It is an open question with regards to whether this factor can actually be improved or not. The above result shows that the Step Decay scheme significantly improves over polynomial decay schemes, which are plagued by a polynomial dependence of a condition number  $\kappa$  on the variance of the final iterate. Furthermore, note that Algorithm 6 just requires access to  $R^2$  (just as standard SGD for least squares ([Bach and](#)



(Moulines, 2013; Jain et al., 2016)) and the knowledge of the end time  $T$  and doesn't require access to the strong convexity parameter, in contrast to standard results for the strongly convex setting (for e.g. Rakhlin et al. (2012); Shamir and Zhang (2012); Lacoste-Julien et al. (2012); Bubeck (2014)), which achieve  $O(1/\mu T)$  rates given access to the strong convexity parameter  $\mu$  (which is often harder to obtain in practice), and, more often, using iterate averaging. These results are off from statistical minimax rates achieved using iterate averaging (Kushner and Clark, 1978; Polyak and Juditsky, 1992) by only a  $\log T$  factor. Note that this  $\log T$  factor can be improved to a  $\log \kappa$  factor for the strongly convex quadratic case by using an additional polynomial decay scheme in the beginning before switching to the Step Decay scheme.

**Proposition 3.** *Suppose we are given access to the stochastic gradient oracle 3 satisfying assumptions 4 and 5. Let  $\mu > 0$  and let  $\kappa \geq 2$ . For any problem and fixed time horizon  $T/\log T > 5\kappa$ , there exists a learning rate scheme that achieves*

$$\mathbb{E}[f(\mathbf{w}_T)] - f(\mathbf{w}^*) \leq 2 \exp(-T/(6\kappa \log \kappa)) \cdot (f(\mathbf{w}_0) - f(\mathbf{w}^*)) + 100 \log_2 \kappa \cdot \frac{\sigma^2 d}{T}.$$

Note that to in order to have improved the dependence on the variance from  $\log(T)$  (in theorem 2) to  $\log(\kappa)$  (in proposition 3), we do require access to the strong convexity parameter  $\mu = \lambda_{\min}(\mathbf{H})$  in addition to  $R^2$  and knowledge of the end time  $T$ . However, this is indeed the case even for standard analyses for the strongly convex setting, say, Rakhlin et al. (2012); Shamir and Zhang (2012); Lacoste-Julien et al. (2012); Bubeck (2014).

As a final remark, recall that our results in this section (on step decay schemes) assumed the knowledge of a fixed time horizon. In contrast, most results SGD's averaged iterate obtain anytime (i.e., limiting/infinite horizon) guarantees. Can we hope to achieve such guarantees with the final iterate?

### 3.3 SGD queries bad points infinitely often

Our main result in this section shows that obtaining near statistical minimax rates with the *final* iterate is not possible without knowledge of the time horizon  $T$ . More concretely, we show the following limitation of SGD for the strongly convex quadratic case: for any learning rate sequence (be it polynomially decaying or step-decay), SGD *requires* to query a point with sub-optimality at least  $\Omega(\kappa/\log \kappa) \cdot \sigma^2 d/T$  for infinitely many time steps  $T$ .

**Theorem 4.** *Suppose we are given access to a stochastic gradient oracle 3 satisfying assumptions 4, 5. There exists a universal constant  $C > 0$ , and a problem instance, such that for SGD algorithm with any  $\eta_t \leq 1/2\kappa$  for all  $t^6$ , we have*

$$\limsup_{T \rightarrow \infty} \frac{\mathbb{E}[f(\mathbf{w}_T)] - f(\mathbf{w}^*)}{(\sigma^2 d/T)} \geq C \frac{\kappa}{\log(\kappa + 1)}.$$

The bad points guaranteed to exist by Theorem 4 are not rare. One can in fact show that such points occur at least once in  $\mathcal{O}\left(\frac{\kappa}{\log \kappa}\right)$  iterations. This claim is formalized in Theorem 16 in appendix D.

## 4 Experimental Results

We present experimental validation on the suitability of the Step-decay schedule (or more precisely, its continuous counterpart, which is the exponentially decaying schedule), and compare its with the polynomially decaying stepsizes schedules. In particular, we consider the use of:

$$\eta_t = \frac{\eta_0}{1 + b \cdot t} \quad (6) \quad \eta_t = \frac{\eta_0}{1 + b\sqrt{t}} \quad (7) \quad \eta_t = \eta_0 \cdot \exp(-b \cdot t). \quad (8)$$

Where, we perform a systematic grid search on the parameters  $\eta_0$  and  $b$ . In the section below, we consider a real world non-convex optimization problem of training a residual network on the cifar-10 dataset, with an aim to illustrate the practical implications of the results described in the paper. Complete details of the setup are given in Appendix E.

<sup>6</sup>Learning rate more than  $2/\kappa$  will make the algorithm diverge.

## 4.1 Non-Convex Optimization: Training a Residual Net on cifar-10

Consider the task of training a 44-layer deep residual network (He et al., 2016b) with pre-activation blocks (He et al., 2016a) (dubbed preresnet-44) for cifar-10 classification problem. The code for implementing the network can be found here <sup>7</sup>. For all experiments, we use Nesterov’s Accelerated gradient method (Nesterov, 1983) implemented in pytorch <sup>8</sup> with a momentum set to 0.9 and batchsize set to 128, 100 training epochs,  $\ell_2$  regularization set to 0.0005.

Our experiments are based on grid searching for the best learning rate decay scheme on the parametric family of learning rate schemes described above 6,7,8; all grid searches are performed on a separate validation set (obtained by setting aside one-tenth of the training dataset) and with models trained on the remaining 45000 samples. For presenting the final numbers in the plots/tables, we employ the best hyperparameters from the validation stage and train it on the entire 50,000 samples and average results run with 10 different random seeds. The parameters for grid searches and other details are presented in Appendix E. Furthermore, we always extend the grid so that the best performing grid search parameter lies in the interior of our grid search.

**Comparison between different schemes:** Figure 2 and Table 2 present a comparison of the performance of the three schemes (6)-(8). They demonstrate that the exponential scheme outperforms the polynomial step-size schemes.

Decay Scheme	Train Function Value	Test 0/1 error
$O(1/t)$ (equation 6)	$0.0713 \pm 0.015$	$10.20 \pm 0.7\%$
$O(1/\sqrt{t})$ (equation 7)	$0.1119 \pm 0.036$	$11.6 \pm 0.67\%$
$\exp(-t)$ (equation 8)	<b><math>0.0053 \pm 0.0015</math></b>	<b><math>7.58 \pm 0.21\%</math></b>

Table 2: Comparing Train Cross-Entropy and Test 0/1 Error of various learning rate decay schemes for the classification task on cifar-10 using a 44-layer residual net with pre-activations.

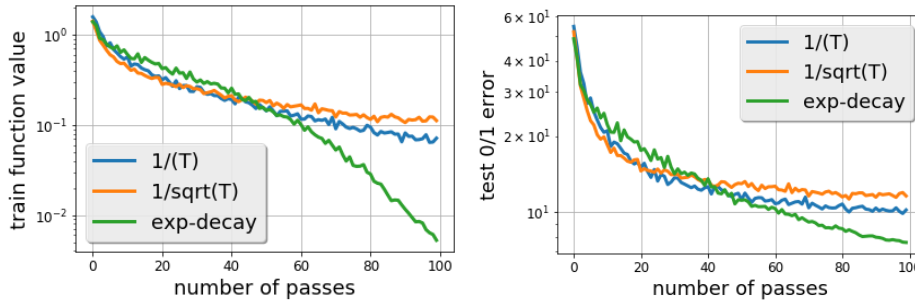


Figure 2: Plot of the training function value (left) and test 0/1— error (right) comparing the three decay schemes (two polynomial) 6, 7, (and one exponential) 8 scheme for the cifar-10 classification problem with a 44-layer residual net with pre-activation blocks.

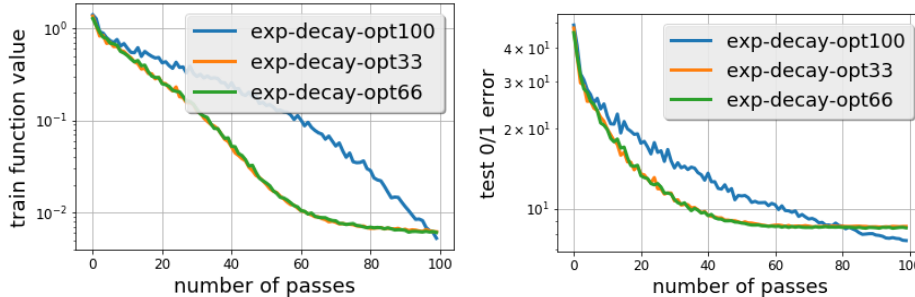


Figure 3: Plot of the training function value (left) and test 0/1— error (right) comparing exponential decay scheme (equation 8), with parameters optimized for 33, 66 and 100 epochs on the classification problem of cifar-10 with a 44-layer residual net with pre-activation blocks.

<sup>7</sup><https://github.com/D-X-Y/ResNeXt-DenseNet>

<sup>8</sup><https://github.com/pytorch>



**Hyperparameter selection using truncated runs:** Figure 3 and Tables 3 and 4 present a comparison of the performance of three exponential decay schemes each of which has the best performance at 33, 66 and 100 epochs respectively. The key point to note is that best performing hyperparameters at 33 and 66 epochs are not the best performing at 100 epochs (which is made stark from the perspective of the validation error). This demonstrates that hyper parameter selection using truncated runs, (for e.g., in hyperband (Li et al., 2017)) might necessitate rethinking.

Decay Scheme	Train FVal @33	Train FVal @66	Train FVal @100
$\exp(-t)$ [optimized for 33 epochs] (eqn 8)	<b><math>0.098 \pm 0.006</math></b>	<b><math>0.0086 \pm 0.002</math></b>	<b><math>0.0062 \pm 0.0015</math></b>
$\exp(-t)$ [optimized for 66 epochs] (eqn 8)	<b><math>0.107 \pm 0.012</math></b>	<b><math>0.0088 \pm 0.0014</math></b>	<b><math>0.0061 \pm 0.0011</math></b>
$\exp(-t)$ [optimized for 100 epochs] (eqn 8)	$0.3 \pm 0.06$	$0.071 \pm 0.017$	<b><math>0.0053 \pm 0.0016</math></b>

Table 3: Comparing training (softmax) function value of models obtained by optimizing the exponential decay scheme with end times of 33/66/100 epochs for the classification task on cifar-10 dataset using a 44-layer residual net.

Decay Scheme	Test 0/1 @33	Test 0/1 @66	Test 0/1 @100
$\exp(-t)$ [optimized for 33 epochs] (eqn 8)	<b><math>10.36 \pm 0.235\%</math></b>	<b><math>8.6 \pm 0.26\%</math></b>	$8.57 \pm 0.25\%$
$\exp(-t)$ [optimized for 66 epochs] (eqn 8)	<b><math>10.51 \pm 0.45\%</math></b>	<b><math>8.51 \pm 0.13\%</math></b>	$8.46 \pm 0.19\%$
$\exp(-t)$ [optimized for 100 epochs] (eqn 8)	$14.42 \pm 1.47\%$	$9.8 \pm 0.66\%$	<b><math>7.58 \pm 0.21\%</math></b>

Table 4: Comparing test 0/1 error of models obtained by optimizing the exponential decay scheme with end times of 33/66/100 epochs for the classification task on cifar-10 dataset using a 44-layer residual net.

## 5 Conclusions and Discussion

The main contribution of this work shows that the issue of learning rate scheduling is far more nuanced than suggested by prior theoretical results, where we do not even need to move to non-convex optimization to show that the starkly different schemes (compared to traditional polynomially decaying stepsizes) can be far more effective than the standard polynomially decaying rates considered in theory. This is important from a practical perspective in that the Step Decay schedule is widely used in practical SGD implementations for both convex and non-convex optimization.

**Is quadratic loss minimization special?** One may ask if there is something particularly special about why the minimax rates are different for quadratic loss minimization as opposed to more general convex (and non-convex) optimization problems? Ideally, we would hope that our theoretical results can be formalized in more general cases: this would serve as an exciting direction for future research. Interestingly, Allen-Zhu (2018) shows marked improvements for making gradient norm small (as opposed to function values, as considered in this paper), when working with stochastic gradients, for general function classes, with factors that appear similar to ones obtained in this work.

**Acknowledgements:** Sham Kakade acknowledges funding from the Washington Research Foundation for Innovation in Data-intensive Discovery, and the NSF Award 1740551, and the ONR award N00014-18-1-2247.

## References

- A. Agarwal, P. L. Bartlett, P. Ravikumar, and M. J. Wainwright. Information-theoretic lower bounds on the oracle complexity of stochastic convex optimization. *IEEE Transactions on Information Theory*, 2012.
- Z. Allen-Zhu. How to make the gradients small stochastically. *CoRR*, abs/1801.02982, 2018.
- D. Anbar. *On Optimal Estimation Methods Using Stochastic Approximation Procedures*. University of California, 1971. URL <http://books.google.com/books?id=MmpHJwAACAAJ>.
- F. R. Bach and E. Moulines. Non-strongly-convex smooth stochastic approximation with convergence rate  $O(1/n)$ . In *NIPS 26*, 2013.
- B. Bharath and V. S. Borkar. Stochastic approximation algorithms: overview and recent trends. *Sādhanā*, 1999.
- S. Bubeck. Theory of convex optimization for machine learning. *CoRR*, abs/1405.4980, 2014.
- A. Défossez and F. R. Bach. Averaged least-mean-squares: Bias-variance trade-offs and optimal sampling distributions. In *Artificial Intelligence and Statistics (AISTATS)*, 2015.
- A. Dieuleveut, N. Flammarion, and F. R. Bach. Harder, better, faster, stronger convergence rates for least-squares regression. *CoRR*, abs/1602.05419, 2016.
- J. C. Duchi, E. Hazan, and Y. Singer. Adaptive subgradient methods for online learning and stochastic optimization. *Journal of Machine Learning Research*, 12:2121–2159, 2011.
- R. Frostig, R. Ge, S. M. Kakade, and A. Sidford. Competing with the empirical risk minimizer in a single pass. In *COLT*, 2015.
- S. Ghadimi and G. Lan. Optimal stochastic approximation algorithms for strongly convex stochastic composite optimization i: A generic algorithmic framework. *SIAM Journal on Optimization*, 2012.
- S. Ghadimi and G. Lan. Optimal stochastic approximation algorithms for strongly convex stochastic composite optimization, ii: shrinking procedures and optimal algorithms. *SIAM Journal on Optimization*, 2013.
- N. J. A. Harvey, C. Liaw, Y. Plan, and S. Randhawa. Tight analyses for non-smooth stochastic gradient descent. *CoRR*, 2018. URL <http://arxiv.org/abs/1812.05217>.
- K. He, X. Zhang, S. Ren, and J. Sun. Identity mappings in deep residual networks. In *ECCV (4)*, Lecture Notes in Computer Science, pages 630–645. Springer, 2016a.
- K. He, X. Zhang, S. Ren, and J. Sun. Deep residual learning for image recognition. In *CVPR*, pages 770–778, 2016b.
- P. Jain, S. M. Kakade, R. Kidambi, P. Netrapalli, and A. Sidford. Parallelizing stochastic approximation through mini-batching and tail-averaging. *arXiv preprint arXiv:1610.03774*, 2016.
- P. Jain, S. M. Kakade, R. Kidambi, P. Netrapalli, V. K. Pillutla, and A. Sidford. A markov chain theory approach to characterizing the minimax optimality of stochastic gradient descent (for least squares). *CoRR*, 2017a. URL <http://arxiv.org/abs/1710.09430>.
- P. Jain, S. M. Kakade, R. Kidambi, P. Netrapalli, and A. Sidford. Accelerating stochastic gradient descent. *arXiv preprint arXiv:1704.08227*, 2017b.
- R. Kidambi, P. Netrapalli, P. Jain, and S. M. Kakade. On the insufficiency of existing momentum schemes for stochastic optimization. *CoRR*, 2018.
- D. P. Kingma and J. Ba. Adam: A method for stochastic optimization. *CoRR*, abs/1412.6980, 2014.

- A. Krizhevsky, I. Sutskever, and G. E. Hinton. Imagenet classification with deep convolutional neural networks. In *NIPS*, 2012.
- H. J. Kushner and D. S. Clark. *Stochastic Approximation Methods for Constrained and Unconstrained Systems*. Springer-Verlag, 1978.
- H. J. Kushner and G. Yin. Stochastic approximation and recursive algorithms and applications. *Springer-Verlag*, 2003.
- S. Lacoste-Julien, M. W. Schmidt, and F. R. Bach. A simpler approach to obtaining an  $o(1/t)$  convergence rate for the projected stochastic subgradient method. *CoRR*, 2012. URL <http://arxiv.org/abs/1212.2002>.
- T. L. Lai. Stochastic approximation: invited paper, 2003.
- E. L. Lehmann and G. Casella. *Theory of Point Estimation*. Springer Texts in Statistics. Springer, 1998. ISBN 9780387985022.
- L. Li, K. Jamieson, G. DeSalvo, A. Rostamizadeh, and A. Talwalkar. Hyperband: A novel bandit-based approach to hyperparameter optimization. *The Journal of Machine Learning Research*, 18(1):6765–6816, 2017.
- L. Ljung, G. Pflug, and H. Walk. *Stochastic Approximation and Optimization of Random Systems*. Birkhauser Verlag, Basel, Switzerland, Switzerland, 1992. ISBN 3-7643-2733-2.
- A. S. Nemirovsky and D. B. Yudin. *Problem Complexity and Method Efficiency in Optimization*. John Wiley, 1983.
- Y. E. Nesterov. A method for unconstrained convex minimization problem with the rate of convergence  $O(1/k^2)$ . *Doklady AN SSSR*, 269, 1983.
- B. T. Polyak and A. B. Juditsky. Acceleration of stochastic approximation by averaging. *SIAM Journal on Control and Optimization*, volume 30, 1992.
- M. Raginsky and A. Rakhlin. Information-based complexity, feedback and dynamics in convex programming. *IEEE Transactions on Information Theory*, 2011.
- A. Rakhlin, O. Shamir, and K. Sridharan. Making gradient descent optimal for strongly convex stochastic optimization. In *ICML*, 2012.
- H. Robbins and S. Monro. A stochastic approximation method. *The Annals of Mathematical Statistics*, vol. 22, 1951.
- D. Ruppert. Efficient estimations from a slowly convergent robbins-monro process. *Tech. Report, ORIE, Cornell University*, 1988.
- O. Shamir and T. Zhang. Stochastic gradient descent for non-smooth optimization: Convergence results and optimal averaging schemes. *CoRR*, abs/1212.1824, 2012.
- I. Sutskever, J. Martens, G. Dahl, and G. Hinton. On the importance of initialization and momentum in deep learning. In *International conference on machine learning*, pages 1139–1147, 2013.
- T. Tieleman and G. Hinton. Lecture 6.5-rmsprop: Divide the gradient by a running average of its recent magnitude. *COURSERA: Neural networks for machine learning*, 2012.
- A. W. Van der Vaart. *Asymptotic statistics*, volume 3. Cambridge university press, 2000.

## A Preliminaries

Before presenting the lemmas establishing the behavior of SGD under various learning rate schemes, we introduce some notation. We recount that the SGD update rule denoted through:

$$\mathbf{w}_t = \mathbf{w}_{t-1} - \eta_t \widehat{\nabla} f(\mathbf{w}_{t-1})$$

We then write out the expression for the stochastic gradient  $\widehat{\nabla} f(\mathbf{w}_{t-1})$ .

$$\widehat{\nabla} f(\mathbf{w}_{t-1}) = \mathbf{x}_t \mathbf{x}_t^\top (\mathbf{w}_{t-1} - \mathbf{w}^*) - \epsilon_t \mathbf{x}_t,$$

where, given the stochastic gradient corresponding to an example  $(\mathbf{x}_t, y_t) \sim \mathcal{D}$ , with  $y_t = \langle \mathbf{w}^*, \mathbf{x}_t \rangle + \epsilon_t$ , the above stochastic gradient expression naturally follows. Now, in order to analyze the contraction properties of the SGD update rule, we require the following notation:

$$P_t = \mathbf{I} - \eta_t \mathbf{x}_t \mathbf{x}_t^\top.$$

**Lemma 5.** [For e.g. Appendix A.2.2 from [Jain et al. \(2016\)](#)] **Bias-Variance tradeoff:** Running SGD for  $T$ -steps starting from  $\mathbf{w}_0$  and a stepsize sequence  $\{\eta_t\}_{t=1}^T$  presents a final iterate  $\mathbf{w}_T$  whose excess risk is upper-bounded as:

$$\begin{aligned} \langle \mathbf{H}, \mathbb{E}[(\mathbf{w}_T - \mathbf{w}^*) \otimes (\mathbf{w}_T - \mathbf{w}^*)] \rangle &\leq 2 \cdot \left( \langle \mathbf{H}, \mathbb{E}[P_T \cdots P_1 (\mathbf{w}_0 - \mathbf{w}^*) \otimes (\mathbf{w}_0 - \mathbf{w}^*) P_1 \cdots P_T] \rangle \right. \\ &\quad \left. + \left\langle \mathbf{H}, \sum_{\tau=1}^T \eta_\tau^2 \cdot \mathbb{E}[P_T \cdots P_{\tau+1} n_\tau \otimes n_\tau P_{\tau+1} \cdots P_T] \right\rangle \right), \end{aligned}$$

where,  $P_t = \mathbf{I} - \eta_t \cdot \mathbf{x}_t \mathbf{x}_t^\top$  and  $n_t = \epsilon_t x_t$ . Note that  $\mathbb{E}[n_t | \mathcal{F}_{t-1}] = 0$  and  $\mathbb{E}[n_t \otimes n_t | \mathcal{F}_{t-1}] \preceq \sigma^2 \mathbf{H}$ , where,  $\mathcal{F}_{t-1}$  is the filtration formed by all samples  $(\mathbf{x}_1, y_1) \cdots (\mathbf{x}_{t-1}, y_{t-1})$  until time  $t$ .

*Proof.* One can view the contribution of the above two terms as ones stemming from SGD's updates, which can be written as:

$$\begin{aligned} \mathbf{w}_t &= \mathbf{w}_{t-1} - \eta_t \widehat{\nabla} f(\mathbf{w}_{t-1}) \\ \mathbf{w}_t - \mathbf{w}^* &= (\mathbf{I} - \eta_t \mathbf{x}_t \mathbf{x}_t^\top) (\mathbf{w}_{t-1} - \mathbf{w}^*) + \eta_t n_t \\ \mathbf{w}_t - \mathbf{w}^* &= P_t \cdots P_1 (\mathbf{w}_0 - \mathbf{w}^*) + \sum_{\tau=1}^T P_t \cdots P_{\tau+1} \eta_\tau n_\tau \end{aligned}$$

From the above equation, the result of the lemma follows straightforwardly. Now, clearly, if the noise  $\epsilon$  and the inputs  $\mathbf{x}$  are independent of each other, and if the noise is zero mean i.e.  $\mathbb{E}[\epsilon] = 0$ , the above inequality holds with equality (without the factor of two). This is true more generally iff

$$\mathbb{E}[\epsilon \mathbf{x}^{(i)} \mathbf{x}^{(j)} \mathbf{x}^{(k)}] = 0.$$

For more details, refer to ([Défossez and Bach, 2015](#)).

Now, in order to bound the total error, note that the original stochastic process associated with SGD's updates can be decoupled into two (simpler) processes, one being the noiseless process (which corresponds to reducing the dependence on the initial error, and is termed "bias"), i.e., where, the recurrence evolves as:

$$\mathbf{w}_t^{\text{bias}} - \mathbf{w}^* = P_t (\mathbf{w}_{t-1}^{\text{bias}} - \mathbf{w}^*) \tag{9}$$

The second recursion corresponds to the dependence on the noise (termed as variance), wherein, the process is initiated at the solution, i.e.  $\mathbf{w}_0^{\text{var}} = \mathbf{w}^*$  and is driven by the noise  $n_t$ . The update for this process corresponds to:

$$\mathbf{w}_t^{\text{var}} - \mathbf{w}^* = P_t (\mathbf{w}_{t-1}^{\text{var}} - \mathbf{w}^*) + \eta_t n_t, \quad \text{with } \mathbf{w}_0^{\text{var}} = \mathbf{w}^* \tag{10}$$

$$= \sum_{\tau=1}^t P_t \cdots P_{\tau+1} \cdot (\eta_\tau n_\tau).$$

We represent by  $B_t$  the covariance of the  $t^{\text{th}}$  iterate of the bias process, i.e.,

$$\begin{aligned} B_t &= \mathbb{E} \left[ (\mathbf{w}_t^{\text{bias}} - \mathbf{w}^*) (\mathbf{w}_t^{\text{bias}} - \mathbf{w}^*)^\top \right] \\ &= \mathbb{E} [P_t B_{t-1} P_t^\top] = \mathbb{E} [P_t \cdots P_1 B_0 P_1 \cdots P_t] \end{aligned}$$

The quantity that routinely shows up when bounding SGD's convergence behavior is the covariance of the variance error, i.e.  $V_t := \mathbb{E}[(\mathbf{w}_t^{\text{var}} - \mathbf{w}^*) \otimes \mathbf{w}_t^{\text{var}} - \mathbf{w}^*]$ . This implies the following (simplified) expression for  $V_t$ :

$$\begin{aligned} V_t &= \mathbb{E}[(\mathbf{w}_t^{\text{var}} - \mathbf{w}^*) \otimes (\mathbf{w}_t^{\text{var}} - \mathbf{w}^*)] \\ &= \mathbb{E} \left[ \left( \sum_{\tau=1}^t P_t \cdots P_{\tau+1} \cdot (\eta_\tau n_\tau) \right) \otimes \left( \sum_{\tau'=1}^t P_t \cdots P_{\tau'+1} \cdot (\eta_{\tau'} n_{\tau'}) \right) \right] \\ &= \sum_{\tau, \tau'} \mathbb{E} [P_t \cdots P_{\tau+1} (\eta_\tau n_\tau) \otimes (\eta_{\tau'} n_{\tau'}) P_{\tau'+1} \cdots P_t] \\ &= \sum_{\tau=1}^t \eta_\tau^2 \mathbb{E} [P_t \cdots P_{\tau+1} n_\tau \otimes n_\tau P_{\tau+1} \cdots P_t] \end{aligned}$$

Firstly, note that this naturally implies that the sequence of covariances  $V_\tau$ ,  $\tau = 1, \dots, T$  initialized at (say), the solution, i.e.,  $V_0 = 0$  naturally grows to its steady state covariance, i.e.,

$$V_1 \preceq V_2 \preceq \cdots \preceq V_\infty.$$

See lemma 3 of [Jain et al. \(2017a\)](#) for more details. Furthermore, what naturally follows in relating  $V_t$  to  $V_{t-1}$  is:

$$V_t \preceq \mathbb{E} [P_t V_{t-1} P_t^\top] + \eta_t^2 \sigma^2 \mathbf{H}. \quad (11)$$

□

**Lemma 6** (Lemma 5 of [Jain et al. \(2017a\)](#)). *Running SGD with a (constant) stepsize sequence  $\eta < 1/R^2$  achieves the following steady-state covariance:*

$$V_\infty \preceq \frac{\eta \sigma^2}{1 - \eta R^2} \mathbf{I}.$$

**Lemma 7.** *Suppose  $\eta = 1/2R^2$ , and  $V_0 = \frac{\eta \sigma^2}{1 - \eta R^2} \mathbf{I} = 2\eta \sigma^2 \mathbf{I}$ . For any sequence of learning rates  $\eta_t \leq \eta = 1/2R^2 \forall t \in \{1, \dots, t\}$ , then,*

$$V_t \preceq 2\eta \sigma^2 \mathbf{I} \quad \forall \quad t.$$

*Proof.* We will prove the lemma using an inductive argument. The base case, i.e.  $t = 0$  follows from the problem statement. Note also that for SGD,  $V_0 = 0$  implying the statement naturally follows. If, say,  $V_t$  satisfies the equation above, from equation 11, we have the following covariance for  $V_{t+1}$ :

$$\begin{aligned} V_{t+1} &\preceq \mathbb{E} [P_t V_t P_t^\top] + \eta_t^2 \sigma^2 \mathbf{H} \\ &= \mathbb{E} [(\mathbf{I} - \eta_t \mathbf{x}_t \mathbf{x}_t^\top) V_t (\mathbf{I} - \eta_t \mathbf{x}_t \mathbf{x}_t^\top)] + \eta_t^2 \sigma^2 \mathbf{H} \\ &\preceq 2\eta \sigma^2 \mathbb{E} [(\mathbf{I} - \eta_t \mathbf{x}_t \mathbf{x}_t^\top) (\mathbf{I} - \eta_t \mathbf{x}_t \mathbf{x}_t^\top)] + \eta_t^2 \sigma^2 \mathbf{H} \\ &\preceq 2\eta \sigma^2 \mathbf{I} - 4\eta_t \eta \sigma^2 \mathbf{H} + 2\eta_t^2 \eta \sigma^2 R^2 \mathbf{H} + \eta_t^2 \sigma^2 \mathbf{H} \\ &\preceq 2\eta \sigma^2 \mathbf{I} - 2\eta_t \eta \sigma^2 \mathbf{H} + \eta_t^2 \sigma^2 \mathbf{H} \end{aligned}$$

$$\begin{aligned}
&= 2\eta\sigma^2\mathbf{I} + \eta_t \cdot (\eta_t - 2\eta)\sigma^2\mathbf{H} \\
&\preceq 2\eta\sigma^2\mathbf{I},
\end{aligned}$$

from which the lemma follows.  $\square$

**Lemma 8. (Reduction from Multiplicative noise oracle)** *Let  $V_t$  be the (expected) covariance of the variance error. Then, the recursion that connects  $V_{t+1}$  to  $V_t$  can be expressed as:*

$$V_{t+1} \preceq (\mathbf{I} - \eta_t\mathbf{H})V_t(\mathbf{I} - \eta_t\mathbf{H}) + 2\eta_t^2\sigma^2\mathbf{H}$$

*Proof.* From equation 11, we already know that the evolution of the co-variance of the variance error follows:

$$\begin{aligned}
V_{t+1} &\preceq \mathbb{E}[P_t V_t P_t^\top] + \eta_t^2 \sigma^2 \mathbf{H} \\
&\preceq \mathbb{E}[(\mathbf{I} - \eta_t \mathbf{H}) V_t (\mathbf{I} - \eta_t \mathbf{H})] + \eta_t^2 \mathbb{E}[\mathbf{x}_t \mathbf{x}_t^\top V_t \mathbf{x}_t \mathbf{x}_t^\top] + \eta_t^2 \sigma^2 \mathbf{H} \\
&\preceq (\mathbf{I} - \eta_t \mathbf{H}) V_t (\mathbf{I} - \eta_t \mathbf{H}) + \eta_t^2 \|V_t\|_2 R^2 \mathbf{H} + \eta_t^2 \sigma^2 \mathbf{H} \\
&= (\mathbf{I} - \eta_t \mathbf{H}) V_t (\mathbf{I} - \eta_t \mathbf{H}) + \eta_t^2 \cdot 2\eta\sigma^2 R^2 \mathbf{H} + \eta_t^2 \sigma^2 \mathbf{H} \\
&\preceq (\mathbf{I} - \eta_t \mathbf{H}) V_t (\mathbf{I} - \eta_t \mathbf{H}) + 2\eta_t^2 \sigma^2 \mathbf{H}.
\end{aligned}$$

Where the steps follow from lemma 7, and owing from the fact that  $\eta_t \leq \eta = 1/2R^2 \ \forall \ t$ .  $\square$

**Note:** Basically, one could analyze an auxiliary process driven by noise with variance off by a factor of two and convert the analysis into one involving exact (deterministic) gradients.

**Lemma 9. [Bias decay - strongly convex case]** *Let the minimal eigenvalue of the Hessian  $\mu = \lambda_{\min}(\mathbf{H}) > 0$ . Consider the bias recursion as in equation 9 with the stepsize set as  $\eta = 1/(2R^2)$ . Then,*

$$\mathbb{E}[\|\mathbf{w}_t^{\text{bias}} - \mathbf{w}^*\|_2^2] \leq (1 - 1/(2\kappa))\mathbb{E}[\|\mathbf{w}_{t-1}^{\text{bias}} - \mathbf{w}^*\|_2^2]$$

*Proof.* The proof follows through straight forward computations:

$$\begin{aligned}
\mathbb{E}[\|\mathbf{w}_t^{\text{bias}} - \mathbf{w}^*\|_2^2] &\leq \mathbb{E}[\|\mathbf{w}_{t-1}^{\text{bias}} - \mathbf{w}^*\|_2^2] - 2\eta\mathbb{E}[\|\mathbf{w}_{t-1}^{\text{bias}} - \mathbf{w}^*\|_{\mathbf{H}}^2] + \eta^2 R^2 \mathbb{E}[\|\mathbf{w}_{t-1}^{\text{bias}} - \mathbf{w}^*\|_{\mathbf{H}}^2] \\
&= \mathbb{E}[\|\mathbf{w}_{t-1}^{\text{bias}} - \mathbf{w}^*\|_2^2] - \eta\mathbb{E}[\|\mathbf{w}_{t-1}^{\text{bias}} - \mathbf{w}^*\|_{\mathbf{H}}^2] \\
&\leq (1 - \eta\mu)\mathbb{E}[\|\mathbf{w}_{t-1}^{\text{bias}} - \mathbf{w}^*\|_2^2],
\end{aligned}$$

where, the first line follows from the fact that  $\mathbb{E}[\|\mathbf{x}_t\|_2^2 \mathbf{x}_t \mathbf{x}_t^\top] \preceq R^2 \mathbf{H}$  and the result follows through the definition of  $\kappa$ .  $\square$

**Lemma 10. [Reduction of the bias recursion with multiplicative noise to one resembling the variance recursion]** *Consider the bias recursion that evolves as*

$$B_t = \mathbb{E}[(\mathbf{w}_t - \mathbf{w}^*)(\mathbf{w}_t - \mathbf{w}^*)^\top] = \mathbb{E}[(\mathbf{I} - \gamma_t \mathbf{x}_t \mathbf{x}_t^\top) B_{t-1} (\mathbf{I} - \gamma_t \mathbf{x}_t \mathbf{x}_t^\top)] \quad \text{with } B_0 = (\mathbf{w}_0 - \mathbf{w}^*)(\mathbf{w}_0 - \mathbf{w}^*)^\top.$$

*Then, the following recursion holds  $\forall \gamma_t \leq 1/R^2$ :*

$$B_t \preceq (\mathbf{I} - \gamma_t \mathbf{H}) B_{t-1} (\mathbf{I} - \gamma_t \mathbf{H}) + \gamma_t^2 R^2 \|\mathbf{w}_0 - \mathbf{w}^*\|^2 \mathbf{H}.$$

*Proof.* The result follows owing to the following computations:

$$\begin{aligned}
B_t &= \mathbb{E}[(\mathbf{w}_t - \mathbf{w}^*)(\mathbf{w}_t - \mathbf{w}^*)^\top] \\
&= \mathbb{E}[(\mathbf{I} - \gamma_t \mathbf{x}_t \mathbf{x}_t^\top) B_{t-1} (\mathbf{I} - \gamma_t \mathbf{x}_t \mathbf{x}_t^\top)]
\end{aligned}$$



$$\begin{aligned}
&\preceq (\mathbf{I} - \gamma_t \mathbf{H}) B_{t-1} (\mathbf{I} - \gamma_t \mathbf{H}) + \gamma_t^2 \mathbb{E} [(\mathbf{x}_t^\top B_{t-1} \mathbf{x}_t) \mathbf{x}_t \mathbf{x}_t^\top] \\
&\preceq (\mathbf{I} - \gamma_t \mathbf{H}) B_{t-1} (\mathbf{I} - \gamma_t \mathbf{H}) + \gamma_t^2 \mathbb{E} [\|B_{t-1}\|_2] R^2 \mathbf{H} \\
&\preceq (\mathbf{I} - \gamma_t \mathbf{H}) B_{t-1} (\mathbf{I} - \gamma_t \mathbf{H}) + \gamma_t^2 \mathbb{E} [\|\mathbf{w}_{t-1} - \mathbf{w}^*\|_2^2] R^2 \mathbf{H} \\
&\preceq (\mathbf{I} - \gamma_t \mathbf{H}) B_{t-1} (\mathbf{I} - \gamma_t \mathbf{H}) + \gamma_t^2 \mathbb{E} [\|\mathbf{w}_0 - \mathbf{w}^*\|_2^2] R^2 \mathbf{H},
\end{aligned}$$

with the last inequality holding true if the squared distance to the optimum doesn't grow as a part of the recursion. We prove that this indeed is the case below:

$$\begin{aligned}
\mathbb{E} [\|\mathbf{w}_{t-1} - \mathbf{w}^*\|_2^2] &= \mathbb{E} [\|\mathbf{w}_{t-2} - \gamma_{t-1} \mathbf{x}_{t-1} \mathbf{x}_{t-1}^\top - \mathbf{w}^*\|_2^2] \\
&\leq \mathbb{E} [\|\mathbf{w}_{t-2} - \mathbf{w}^*\|_2^2] - 2\gamma_{t-1} \mathbb{E} [\|\mathbf{w}_{t-2} - \mathbf{w}^*\|_{\mathbf{H}}^2] + \gamma_{t-1}^2 R^2 \mathbb{E} [\|\mathbf{w}_{t-2} - \mathbf{w}^*\|_{\mathbf{H}}^2] \\
&\leq \mathbb{E} [\|\mathbf{w}_{t-2} - \mathbf{w}^*\|_2^2] - \gamma_{t-1} \mathbb{E} [\|\mathbf{w}_{t-2} - \mathbf{w}^*\|_{\mathbf{H}}^2] \\
&\leq \mathbb{E} [\|\mathbf{w}_{t-2} - \mathbf{w}^*\|_2^2].
\end{aligned}$$

Recursively applying the above argument yields the desired result.  $\square$

**Note:** This result implies that the bias error (in the smooth non-strongly convex case of the least squares regression with multiplicative noise) can be bounded by employing a similar lemma as that of the variance, where one can look at the quantity  $R^2 \cdot \|\mathbf{w}_0 - \mathbf{w}^*\|_2^2$  as the analog of the variance  $\sigma^2$  that drives the process.

**Lemma 11.** *[Lower bounds on the additive noise oracle imply ones for the multiplicative noise oracle] Under the assumption that the covariance of noise  $\Sigma = \sigma^2 \mathbf{H}$ , the following statement holds. Let  $V_t$  be the (expected) covariance of the variance error. Then, the recursion that connects  $V_{t+1}$  to  $V_t$  can be expressed as:*

$$V_{t+1} = \mathbb{E} [(\mathbf{I} - \eta_t \mathbf{x}_t \mathbf{x}_t^\top) V_t (\mathbf{I} - \eta_t \mathbf{x}_t \mathbf{x}_t^\top)] + \eta_t^2 \sigma^2 \mathbf{H}$$

Then,

$$V_{t+1} \succeq (\mathbf{I} - \eta_t \mathbf{H}) V_t (\mathbf{I} - \eta_t \mathbf{H}) + \eta_t^2 \sigma^2 \mathbf{H}$$

*Proof.* Let us consider firstly, the setting of (bounded) additive noise. Here, we have:

$$\hat{\nabla} f(\mathbf{w}_t) = \mathbf{H}(\mathbf{w}_t - \mathbf{w}^*) + \zeta_t, \text{ with } \mathbb{E} [\zeta_t | \mathbf{w}_t] = 0, \text{ and } \mathbb{E} [\zeta_t \zeta_t^\top | \mathbf{w}_t] = \sigma^2 \mathbf{H}.$$

Then, updates leading upto time  $t+1$  can be written as:

$$\mathbf{w}_{t+1} - \mathbf{w}^* = \prod_{\tau=1}^{t+1} (\mathbf{I} - \eta_\tau \mathbf{H}) (\mathbf{w}_0 - \mathbf{w}^*) + \sum_{\tau'=1}^{t+1} \eta_{\tau'} \prod_{\tau=\tau'+1}^{t+1} (\mathbf{I} - \eta_\tau \mathbf{H}) \zeta_{\tau'}$$

This implies the covariance of the variance error is:

$$\begin{aligned}
\tilde{V}_{t+1} &= \mathbb{E} \left[ \left( \sum_{\tau'=1}^{t+1} \eta_{\tau'} \prod_{\tau=\tau'+1}^{t+1} (\mathbf{I} - \eta_\tau \mathbf{H}) \zeta_{\tau'} \right) \otimes \left( \sum_{\tau''=1}^{t+1} \eta_{\tau''} \prod_{\tau=\tau''+1}^{t+1} (\mathbf{I} - \eta_\tau \mathbf{H}) \zeta_{\tau''} \right) \right] \\
&= \sum_{\tau'=1}^{t+1} \eta_{\tau'}^2 \mathbb{E} \left[ \prod_{\tau=\tau'+1}^{t+1} (\mathbf{I} - \eta_\tau \mathbf{H}) \zeta_{\tau'} \otimes \zeta_{\tau'} \prod_{\tau=\tau'+1}^{\tau'+1} (\mathbf{I} - \eta_\tau \mathbf{H}) \right] \\
&= (\mathbf{I} - \eta_{t+1} \mathbf{H}) V_t (\mathbf{I} - \eta_{t+1} \mathbf{H}) + \eta_{t+1}^2 \sigma^2 \mathbf{H}.
\end{aligned}$$

Now, let us consider the statement of the lemma:

$$V_{t+1} = \mathbb{E} [(\mathbf{I} - \eta_{t+1} \mathbf{x}_{t+1} \mathbf{x}_{t+1}^\top) V_t (\mathbf{I} - \eta_{t+1} \mathbf{x}_{t+1} \mathbf{x}_{t+1}^\top)] + \eta_{t+1}^2 \sigma^2 \mathbf{H}$$

$$\begin{aligned}
&= (\mathbf{I} - \eta_{t+1}\mathbf{H})V_t(\mathbf{I} - \eta_{t+1}\mathbf{H}) + \eta_{t+1}^2 \mathbb{E} [(\mathbf{x}_{t+1}\mathbf{x}_{t+1}^\top - \mathbf{H})V_t(\mathbf{x}_{t+1}\mathbf{x}_{t+1}^\top - \mathbf{H})] + \eta_{t+1}^2 \sigma^2 \mathbf{H} \\
&\succeq (\mathbf{I} - \eta_{t+1}\mathbf{H})V_t(\mathbf{I} - \eta_{t+1}\mathbf{H}) + \eta_t^2 \sigma^2 \mathbf{H}.
\end{aligned}$$

Unrolling the above argument and straightforward induction, we see that  $V_{t+1} \succeq \tilde{V}_{t+1}$ , implying that the process driven by the multiplicative noise oracle can be lower bounded (in a PSD sense) by one that employs deterministic gradients with additive noise.  $\square$

## B Proofs of results in Section 3.1

**Theorem 12.** Consider the additive noise oracle setting, where, we have access to stochastic gradients satisfying:

$$\widehat{\nabla} f(\mathbf{w}) = \nabla f(\mathbf{w}) + \zeta = \mathbf{H}(\mathbf{w} - \mathbf{w}^*) + \zeta,$$

where,

$$\mathbb{E}[\zeta|\mathbf{w}] = 0, \text{ and, } \mathbb{E}[\zeta\zeta^\top|\mathbf{w}] = \sigma^2 \mathbf{H}$$

The following lower bounds hold on the final iterate of a Stochastic Gradient procedure with access to the above stochastic gradients when using polynomially decaying stepsizes.

**Strongly convex case:** Suppose  $\mu > 0$ . For any condition number  $\kappa$ , there exists a problem instance with initial suboptimality  $f(\mathbf{w}_0) - f(\mathbf{w}^*) \leq \sigma^2 d$  such that, for any  $T \geq \kappa^{\frac{4}{3}}$ , and for all  $a, b \geq 0$  and  $0.5 \leq \alpha \leq 1$ , and for the learning rate scheme  $\eta_t = \frac{a}{b+t^\alpha}$ , we have

$$\mathbb{E}[f(\mathbf{w}_T)] - f(\mathbf{w}^*) \geq \exp\left(-\frac{T}{\kappa \log T}\right) (f(\mathbf{w}_0) - f(\mathbf{w}^*)) + \frac{\sigma^2 d}{64} \cdot \frac{\kappa}{T}.$$

**Smooth case:** For any fixed  $T > 1$ , there exists a problem instance such that, for all  $a, b \geq 0$  and  $0.5 \leq \alpha \leq 1$ , and for the learning rate scheme  $\eta_t = \frac{a}{b+t^\alpha}$ , we have

$$\mathbb{E}[f(\mathbf{w}_T)] - f(\mathbf{w}^*) \geq \left(L \cdot \|\mathbf{w}_0 - \mathbf{w}^*\|^2 + \sigma^2 d\right) \cdot \frac{1}{\sqrt{T} \log T}.$$

*Proof. Strongly convex case:* The problem instance is simple. Consider the case where the inputs are such that in every example  $\mathbf{x}$ , there is only one co-ordinate that is non-zero. Furthermore, let each co-ordinate be Gaussian with mean zero and variance for the first  $d/2$  co-ordinates be  $d\kappa/3$  whereas the rest be 1. This implies  $\mathbf{H} =$

$$\begin{bmatrix} d\kappa/3 & & & \\ & \ddots & & \\ & & 1 & \\ & & & \ddots \end{bmatrix}, \text{ where the first } \frac{d}{2} \text{ diagonal entries are equal to } \kappa/3 \text{ and the remaining } \frac{d}{2} \text{ diagonal entries are}$$

equal to 1 and all the off diagonal entries are equal to zero. Furthermore, consider the noise to be additive (and independent of  $\mathbf{x}$ ) with mean zero. Finally, let us denote by  $v_t^{(i)} \stackrel{\text{def}}{=} \mathbb{E} \left[ \left( \mathbf{w}_t^{(i)} - (\mathbf{w}^*)^{(i)} \right)^2 \right]$  the variance in the  $i^{\text{th}}$  direction at time step  $t$ . Let the initialization be such that  $v_0^{(i)} = 3\sigma^2/\kappa$  for  $i = 1, 2, \dots, d/2$  and  $v_0^{(i)} = \sigma^2$  for  $i = d/2 + 1, \dots, d$ . This means that the variances for all directions with eigenvalue  $\kappa$  remain equal as  $t$  progresses and similarly for all directions with eigenvalue 1. We have

$$\begin{aligned}
v_T^{(1)} &\stackrel{\text{def}}{=} \mathbb{E} \left[ \left( \mathbf{w}_T^{(1)} - (\mathbf{w}^*)^{(1)} \right)^2 \right] = \prod_{j=1}^T (1 - \eta_j \kappa/3)^2 v_0^{(1)} + \kappa \sigma^2/3 \sum_{j=1}^T \eta_j^2 \prod_{i=j+1}^T (1 - \eta_i \kappa/3)^2 \text{ and} \\
v_T^{(d)} &\stackrel{\text{def}}{=} \mathbb{E} \left[ \left( \mathbf{w}_T^{(d)} - (\mathbf{w}^*)^{(d)} \right)^2 \right] = \prod_{j=1}^T (1 - \eta_j)^2 v_0^{(d)} + \sigma^2 \sum_{j=1}^T \eta_j^2 \prod_{i=j+1}^T (1 - \eta_i)^2.
\end{aligned}$$

We consider a recursion for  $v_t^{(i)}$  with eigenvalue  $\lambda_i$  ( $\kappa$  or 1). By the design of the algorithm, we know

$$v_{t+1}^{(i)} = (1 - \eta_t \lambda_i)^2 v_t^{(i)} + \lambda_i \sigma^2 \eta_t^2.$$

Let  $s(\eta, \lambda) = \frac{\lambda \sigma^2 \eta^2}{1 - (1 - \eta \lambda)^2}$  be the solution to the stationary point equation  $x = (1 - \eta \lambda)^2 + \lambda \sigma^2 \eta^2$ . Intuitively if we keep using the same learning rate  $\eta$ , then  $v_t^{(i)}$  is going to converge to  $s(\eta, \lambda_i)$ . Also note that  $s(\eta, \lambda) \approx \sigma^2 \eta / 2$  when  $\eta \lambda \ll 1$ .

We first prove the following claim showing that eventually the variance in direction  $i$  is going to be at least  $s(\eta_T, \lambda_i)$ .

**Claim 1.** Suppose  $s(\eta_t, \lambda_i) \leq v_0^{(i)}$ , then  $v_t^{(i)} \geq s(\eta_t, \lambda_i)$ .

*Proof.* We can rewrite the recursion as

$$v_{t+1}^{(i)} - s(\eta_t, \lambda_i) = (1 - \eta_t \lambda_i)^2 (v_t^{(i)} - s(\eta_t, \lambda_i)).$$

In this form, it is easy to see that the iteration is a contraction towards  $s(\eta_t, \lambda_i)$ . Further,  $v_{t+1}^{(i)} - s(\eta_t, \lambda_i)$  and  $v_t^{(i)} - s(\eta_t, \lambda_i)$  have the same sign. In particular, let  $t_0$  be the first time such that  $s(\eta_t, \lambda_i) \leq v_0^{(i)}$  (note that  $\eta_t$  is monotone and so is  $s(\eta_t, \lambda_i)$ ), it is easy to see that  $v_t^{(i)} \geq v_0^{(i)}$  when  $t \leq t_0$ . Therefore we know  $v_{t_0}^{(i)} \geq s(\eta_{t_0}, \lambda_i)$ , by the recursion this implies  $v_{t_0+1}^{(i)} \geq s(\eta_{t_0}, \lambda_i) \geq s(\eta_{t_0+1}, \lambda_i)$ . The claim then follows from a simple induction.  $\square$

If  $s(\eta_T, \lambda_i) \geq v_0^{(i)}$  for  $i = 1$  or  $i = d$  then the error is at least  $\sigma^2 d / 2 \geq \kappa \sigma^2 d / T$  and we are done. Therefore we must have  $s(\eta_T, \kappa) \leq v_0^{(1)} = 3\sigma^2 / \kappa$ , and by Claim 1 we know  $v_T^{(1)} \geq s(\eta_T, \kappa) \geq \sigma^2 \eta_T / 2$ . The function value is at least

$$\mathbb{E}[f(\mathbf{w}_T)] - f(\mathbf{w}^*) \geq \frac{d}{2} \cdot \kappa \cdot v_T^{(1)} \geq \frac{d \kappa \sigma^2 \eta_T}{12}.$$

To make sure  $\mathbb{E}[f(\mathbf{w}_T)] - f(\mathbf{w}^*) \leq \frac{d \kappa \sigma^2}{64T}$  we must have  $\eta_T \leq \frac{1}{6T}$ . Next we will show that when this happens,  $v_T^{(d)}$  must be large so the function value is still large.

We will consider two cases, in the first case,  $b \geq T^\alpha$ . Since  $\frac{1}{16T} \geq \eta_T = \frac{a}{b+T^\alpha} \geq \frac{a}{2b}$ , we have  $\frac{a}{b} \leq \frac{1}{8T}$ . Therefore  $v_T^{(d)} \geq (1 - \frac{a}{b})^{2T} v_0^{(d)} \geq \sigma^2 / 2$ , so the function value is at least  $\mathbb{E}[f(\mathbf{w}_t)] \geq \frac{d}{2} \cdot v_T^{(d)} \geq \frac{d \sigma^2}{4} \geq \frac{\kappa d \sigma^2}{T}$ , and we are done.

In the second case,  $b < T^\alpha$ . Since  $\frac{1}{16T} \geq \eta_T = \frac{a}{b+T^\alpha} \geq \frac{a}{2T^\alpha}$ , we have  $a \leq \frac{1}{8} T^{\alpha-1}$ . The sum of learning rates satisfy

$$\sum_{i=1}^T \eta_i \leq \sum_{i=1}^T \frac{a}{i^\alpha} \leq \sum_{i=1}^T \frac{1}{8} i^{-1} \leq 0.125 \log T.$$

Here the second inequality uses the fact that  $T^{\alpha-1} i^{-\alpha} \leq i^{-1}$  when  $i \leq T$ . Similarly, we also know  $\sum_{i=1}^T \eta_i^2 \leq \sum_{i=1}^T (0.125)^2 i^{-2} \leq \pi^2 / 384$ . Using the approximation  $(1 - u)^2 \geq \exp(-2u - 4u^2)$  for  $u < 1/4$ , we get  $v_T^{(d)} \geq \exp(-2 \sum_{i=1}^T \eta_i - 4 \sum_{i=1}^T \eta_i^2) v_0^{(d)} \geq \sigma^2 / 5 T^{\frac{1}{4}}$ , so the function value is at least  $\mathbb{E}[f(\mathbf{w}_t)] \geq \frac{d}{2} \cdot v_T^{(d)} \geq \frac{d \sigma^2}{10 T^{\frac{1}{4}}} \geq \frac{\kappa d \sigma^2}{32 T}$ .

This concludes the second case and proves the strongly convex part of the theorem.

**Smooth case:** The proof of this part is quite similar to that of the strongly convex case above but with a subtle change in the initialization. In order to make this clear, we will do the proof from scratch with out borrowing anything

from the previous argument. Let  $\mathbf{H} = \begin{bmatrix} 1 & & & \\ & \ddots & & \\ & & \frac{d}{\kappa} & \\ & & & \ddots \end{bmatrix}$ , where the first  $\frac{d}{2}$  diagonal entries are equal to 1 and the

remaining  $\frac{d}{2}$  diagonal entries are equal to  $\frac{d}{\kappa}$  and all the off diagonal entries are equal to zero. We will use  $\kappa = \frac{1}{\sqrt{T}}$ . Let us denote by  $v_t^{(i)} \stackrel{\text{def}}{=} \mathbb{E} \left[ \left( \mathbf{w}_t^{(i)} - (\mathbf{w}^*)^{(i)} \right)^2 \right]$  the variance in the  $i^{\text{th}}$  direction at time step  $t$ . Let the initialization be

such that  $v_0^{(i)} = \sigma^2/\kappa$  for  $i = 1, 2, \dots, d/2$  and  $v_0^{(i)} = \sigma^2$  for  $i = d/2 + 1, \dots, d$ . This means that the variances for all directions with eigenvalue  $\kappa$  remain equal as  $t$  progresses and similarly for all directions with eigenvalue 1. We have

$$v_T^{(1)} \stackrel{\text{def}}{=} \mathbb{E} \left[ \left( \mathbf{w}_T^{(1)} - (\mathbf{w}^*)^{(1)} \right)^2 \right] = \prod_{j=1}^T (1 - \eta_j \kappa/3)^2 v_0^{(1)} + \kappa \sigma^2/3 \sum_{j=1}^T \eta_j^2 \prod_{i=j+1}^T (1 - \eta_i \kappa/3)^2 \text{ and}$$

$$v_T^{(d)} \stackrel{\text{def}}{=} \mathbb{E} \left[ \left( \mathbf{w}_T^{(d)} - (\mathbf{w}^*)^{(d)} \right)^2 \right] = \prod_{j=1}^T (1 - \eta_j)^2 v_0^{(d)} + \sigma^2 \sum_{j=1}^T \eta_j^2 \prod_{i=j+1}^T (1 - \eta_i)^2.$$

We consider a recursion for  $v_t^{(i)}$  with eigenvalue  $\lambda_i$  (1 or  $\frac{1}{\kappa}$ ). By the design of the algorithm, we know

$$v_{t+1}^{(i)} = (1 - \eta_t \lambda_i)^2 v_t^{(i)} + \lambda_i \sigma^2 \eta_t^2.$$

Let  $s(\eta, \lambda) = \frac{\lambda \sigma^2 \eta^2}{1 - (1 - \eta \lambda)^2}$  be the solution to the stationary point equation  $x = (1 - \eta \lambda)^2 + \lambda \sigma^2 \eta^2$ . Intuitively if we keep using the same learning rate  $\eta$ , then  $v_t^{(i)}$  is going to converge to  $s(\eta, \lambda_i)$ . Also note that  $s(\eta, \lambda) \approx \sigma^2 \eta/2$  when  $\eta \lambda \ll 1$ .

If  $s(\eta_T, \lambda_i) \geq v_0^{(i)}$  for  $i = 1$  or  $i = d$  then the error is at least  $\sigma^2 d/2\kappa \geq \kappa \sigma^2 d/T$  and we are done. Therefore we must have  $s(\eta_T, \kappa) \leq v_0^{(1)} = 3\sigma^2/\kappa$ , and by Claim 1 we know  $v_T^{(1)} \geq s(\eta_T, \kappa) \geq \sigma^2 \eta_T/2$ . The function value is at least

$$\mathbb{E}[f(\mathbf{w}_T)] - f(\mathbf{w}^*) \geq \frac{d}{2} \cdot v_T^{(1)} \geq \frac{d \sigma^2 \eta_T}{4}.$$

To make sure  $\mathbb{E}[f(\mathbf{w}_T)] - f(\mathbf{w}^*) \leq \frac{d \kappa \sigma^2}{64 T \log T}$  we must have  $\eta_T \leq \frac{\kappa}{16 T \log T}$ . Next we will show that when this happens,  $v_T^{(d)}$  must be large so the function value is still large.

We will consider two cases, in the first case,  $b \geq T^\alpha$ . Since  $\frac{\kappa}{16 T \log T} \geq \eta_T = \frac{a}{b + T^\alpha} \geq \frac{a}{2b}$ , we have  $\frac{a}{b} \leq \frac{\kappa}{8 T \log T}$ . Therefore  $v_T^{(d)} \geq (1 - \frac{a}{b})^{2T} v_0^{(d)} \geq \sigma^2/2$ , so the function value is at least  $\mathbb{E}[f(\mathbf{w}_t)] - f(\mathbf{w}^*) \geq \frac{d}{2} \cdot \frac{1}{\kappa} \cdot v_T^{(d)} \geq \frac{d \sigma^2}{4 \kappa} \geq \frac{\kappa d \sigma^2}{T}$ , and we are done.

In the second case,  $b < T^\alpha$ . Since  $\frac{\kappa}{16 T \log T} \geq \eta_T = \frac{a}{b + T^\alpha} \geq \frac{a}{2 T^\alpha}$ , we have  $a \leq \frac{1}{8 \log T} \kappa T^{\alpha-1}$ . The sum of learning rates satisfy

$$\sum_{i=1}^T \eta_i \leq \sum_{i=1}^T \frac{a}{i^\alpha} \leq \sum_{i=1}^T \frac{1}{8 \log T} \kappa i^{-1} \leq 0.125 \kappa.$$

Here the second inequality uses the fact that  $T^{\alpha-1} i^{-\alpha} \leq i^{-1}$ . Similarly, we also know

$$\sum_{i=1}^T \eta_i^2 \leq \sum_{i=1}^T (0.125 \kappa / \log T)^2 i^{-2} \leq \pi^2 \kappa^2 / 384.$$

Using the approximation  $(1-u)^2 \geq \exp(-2u-4u^2)$  for  $u < 1/4$ , we get  $v_T^{(d)} \geq \exp(-2 \sum_{i=1}^T \frac{\eta_i}{\kappa} - 4 \sum_{i=1}^T \frac{\eta_i^2}{\kappa^2}) v_0^{(d)} \geq \sigma^2/5$ , so the function value is at least  $\mathbb{E}[f(\mathbf{w}_t)] \geq \frac{d}{2} \cdot \frac{1}{\kappa} \cdot v_T^{(d)} \geq \frac{d \sigma^2}{10 \kappa} \geq \frac{d \sigma^2}{10 \sqrt{T}}$ . This concludes the second case and proves the strongly convex part of the theorem. Since  $\|\mathbf{H}\| \cdot \|\mathbf{w}_0 - \mathbf{w}^*\|^2 = d \sigma^2$ , we have

$$\mathbb{E}[f(\mathbf{w}_T)] - f(\mathbf{w}^*) \geq \sigma^2 d \cdot \min \left( \frac{\kappa}{T \log T}, \frac{1}{10 \sqrt{T}} \right) \geq \left( L \cdot \|\mathbf{w}_0 - \mathbf{w}^*\|^2 + \sigma^2 d \right) \cdot \frac{1}{\sqrt{T} \log T}.$$

This proves the theorem.  $\square$

*Proof of Theorem 1.* The proof of theorem 1 follows straightforwardly when combining the result of lemma 11 and theorem 12.  $\square$

## C Proofs of results in Section 3.2

**Theorem 13.** Consider the additive noise oracle setting, where, we have access to stochastic gradients satisfying:

$$\widehat{\nabla} f(\mathbf{w}) = \nabla f(\mathbf{w}) + \zeta = \mathbf{H}(\mathbf{w} - \mathbf{w}^*) + \zeta,$$

where,

$$\mathbb{E}[\zeta|\mathbf{w}] = 0, \text{ and, } \mathbb{E}[\zeta\zeta^\top|\mathbf{w}] \preceq \hat{\sigma}^2 \mathbf{H}$$

Running Algorithm 6 with an initial stepsize of  $\eta_1 = 1/R^2$ , starting from the solution, i.e.  $\mathbf{w}_0 = \mathbf{w}^*$  allows the algorithm to obtain the following dependence on the variance error:

$$\mathbb{E}[f(\mathbf{w}_T^{\text{var}})] - f(\mathbf{w}^*) \leq 2 \frac{d\hat{\sigma}^2 \log T}{T}$$

*Proof.* The learning rate scheme is as follows. Divide the total time horizon  $T$  into  $\log T$  phases, each of length  $\frac{T}{\log T}$ . In the  $\ell^{\text{th}}$  phase, the learning rate is set to be  $\frac{1}{2^\ell R^2}$ . The variance in the  $k^{\text{th}}$  coordinate can be bounded as

$$\begin{aligned} v_T^{(k)} &\leq \prod_{j=1}^T \left(1 - \eta_j \lambda^{(k)}\right)^2 v_0^{(k)} + \lambda^{(k)} \hat{\sigma}^2 \sum_{j=1}^T \eta_j^2 \prod_{i=j+1}^T \left(1 - \eta_i \lambda^{(k)}\right)^2 \\ &\leq \exp\left(-2 \sum_{j=1}^T \eta_j \lambda^{(k)}\right) v_0^{(k)} \\ &\quad + \lambda^{(k)} \hat{\sigma}^2 \sum_{\ell=1}^{\log T} \frac{1}{2^{2\ell} (R^2)^2} \sum_{j=1}^{T/\log T} \left(1 - \frac{\lambda^{(k)}}{2^\ell (R^2)}\right)^{2j} \cdot \prod_{u=\ell+1}^{\log T} \left(1 - \frac{\lambda^{(k)}}{2^u R^2}\right)^{T/\log T} \\ &\leq \exp\left(-\frac{2\lambda^{(k)}}{R^2} \cdot \frac{T}{\log T}\right) v_0^{(k)} + \lambda^{(k)} \hat{\sigma}^2 \sum_{\ell=1}^{\log T} \frac{1}{2^{2\ell} (R^2)^2} \cdot \frac{2^\ell R^2}{\lambda^{(k)}} \cdot \prod_{u=\ell+1}^{\log T} \exp\left(-\frac{\lambda^{(k)} T}{2^u R^2 \log T}\right) \\ &\leq \exp\left(-\frac{2\lambda^{(k)}}{R^2} \cdot \frac{T}{\log T}\right) v_0^{(k)} + \sum_{\ell=1}^{\log T} \frac{\hat{\sigma}^2}{2^\ell R^2} \prod_{u=\ell+1}^{\log T} \exp\left(-\frac{\lambda^{(k)} T}{2^u R^2 \log T}\right). \end{aligned} \quad (12)$$

Let  $\ell^* \stackrel{\text{def}}{=} \max\left(0, \lfloor \log\left(\frac{\lambda^{(k)}}{R^2} \cdot \frac{T}{\log T}\right) \rfloor\right)$ . We now split the summation in the second term in (12) into two parts and bound each of them below.

$$\begin{aligned} \sum_{\ell=1}^{\ell^*} \frac{\hat{\sigma}^2}{2^\ell R^2} \prod_{u=\ell+1}^{\log T} \exp\left(-\frac{\lambda^{(k)} T}{2^u R^2 \log T}\right) &\leq \sum_{\ell=1}^{\ell^*} \frac{\hat{\sigma}^2}{2^\ell R^2} \prod_{u=\ell+1}^{\ell^*} \exp\left(-\frac{\lambda^{(k)} T}{2^u R^2 \log T}\right) \\ &\leq \sum_{\ell=1}^{\ell^*} \frac{\hat{\sigma}^2}{2^\ell R^2} \prod_{u=\ell+1}^{\ell^*} \exp\left(-2^{\ell^* - u}\right) \leq \sum_{\ell=1}^{\ell^*} \frac{\hat{\sigma}^2}{2^\ell R^2} \exp\left(-2^{\ell^* - \ell}\right) \\ &\leq \frac{\hat{\sigma}^2}{2^{\ell^*} R^2} \sum_{\ell=1}^{\ell^*} 2^{\ell^* - \ell} \exp\left(-2^{\ell^* - \ell}\right) \leq \frac{\hat{\sigma}^2}{2^{\ell^*} R^2} \leq \frac{\hat{\sigma}^2}{\lambda^{(k)}} \cdot \frac{\log T}{T}. \end{aligned} \quad (13)$$

For the second part, we have

$$\sum_{\ell=\ell^*+1}^{\log T} \frac{\hat{\sigma}^2}{2^\ell R^2} \prod_{u=\ell+1}^{\log T} \exp\left(-\frac{\lambda^{(k)} T}{2^u R^2 \log T}\right) \leq \sum_{\ell=\ell^*+1}^{\log T} \frac{\hat{\sigma}^2}{2^\ell R^2} \leq \sum_{\ell=\ell^*+1}^{\log T} \frac{\hat{\sigma}^2}{2^{\ell^*} R^2} \leq \frac{\hat{\sigma}^2}{\lambda^{(k)}} \cdot \frac{\log T}{T}. \quad (14)$$

Plugging (13) and (14) into (12), we obtain

$$v_T^{(k)} \leq \exp\left(-\frac{2\lambda^{(k)}}{R^2} \cdot \frac{T}{\log T}\right) v_0^{(k)} + \frac{2\hat{\sigma}^2}{\lambda^{(k)}} \cdot \frac{\log T}{T}.$$

The function suboptimality can now be bounded as

$$\begin{aligned} \mathbb{E}[f(\mathbf{w}_T^{\text{var}})] - f(\mathbf{w}^*) &= \sum_{k=1}^d \lambda^{(k)} \cdot v_T^{(k)} \\ &\leq \sum_{k=1}^d \lambda^{(k)} \left( \exp\left(-\frac{2\lambda^{(k)}}{R^2} \cdot \frac{T}{\log T}\right) v_0^{(k)} + \frac{2\hat{\sigma}^2}{\lambda^{(k)}} \cdot \frac{\log T}{T} \right). \end{aligned}$$

$$\mathbb{E}[f(\mathbf{w}_T^{\text{var}})] - f(\mathbf{w}^*) \leq \sum_{k=1}^d \left( \frac{L \log T}{T} v_0^{(k)} + 2\hat{\sigma}^2 \cdot \frac{\log T}{T} \right) = 2(\hat{\sigma}^2 d) \frac{\log T}{T}.$$

□

**Proof of Theorem 2. Smooth case:** The result follows by instantiating  $\hat{\sigma}^2$  in theorem 13 with  $2\sigma^2$  (lemma 8) and  $R^2 \|\mathbf{w}_0 - \mathbf{w}^*\|_2^2$  (lemma 10) and using the lemma 5 to obtain the result.

**Strongly convex case:** As with the smooth case, the result relies on instantiating theorem 13 with  $2\sigma^2$  (lemma 8) and using lemma 9 and then appealing to lemma 5. □

**Proposition 14.** Consider the additive noise oracle setting, where, we have access to stochastic gradients satisfying:

$$\widehat{\nabla} f(\mathbf{w}) = \nabla f(\mathbf{w}) + \zeta = \mathbf{H}(\mathbf{w} - \mathbf{w}^*) + \zeta,$$

where,

$$\mathbb{E}[\zeta|\mathbf{w}] = 0, \text{ and, } \mathbb{E}[\zeta\zeta^\top|\mathbf{w}] \leq \sigma^2 \mathbf{H}$$

There exists a stepsize scheme with which, by starting at the solution (i.e.  $\mathbf{w}_0 = \mathbf{w}^*$ ) the algorithm obtains the following dependence on the variance error, under the assumption that  $\mu > 0$  and  $\kappa \geq 2$ .

$$\mathbb{E}[f(\mathbf{w}_T^{\text{var}})] - f(\mathbf{w}^*) \leq 50 \log_2 \kappa \cdot \frac{\sigma^2 d}{T}.$$

*Proof.* The learning rate scheme is as follows.

We first break  $T$  into three equal sized parts. Let  $A = T/3$  and  $B = 2T/3$ . In the first  $T/3$  steps, we use a constant learning rate of  $1/R^2$ . Note that at the end of this phase, (since  $T > \kappa$ ) the dependence on the initial error decays geometrically. In the second  $T/3$  steps, we use a polynomial decay learning rate  $\eta_{A+t} = \frac{1}{\mu(\kappa+t/2)}$ . In the third  $T/3$  steps, we break the steps into  $\log_2(\kappa)$  equal sized phases. In the  $\ell^{\text{th}}$  phase, the learning rate to be used is  $\frac{5 \log_2 \kappa}{2^\ell \cdot \mu \cdot T}$ . Note that the learning rate in the first phase depends on strong convexity and that in the last phase depends on smoothness (since the last phase has  $\ell = \log \kappa$ ).

Recall the variance in the  $k^{\text{th}}$  coordinate can be upper bounded by

$$\begin{aligned} v_T^{(k)} &\stackrel{\text{def}}{=} \mathbb{E} \left[ \left( \mathbf{w}_T^{(k)} - (\mathbf{w}^*)^{(1)} \right)^2 \right] \leq \prod_{j=1}^T \left( 1 - \eta_j \lambda^{(k)} \right)^2 v_0^{(1)} + \lambda^{(k)} \sigma^2 \sum_{j=1}^T \eta_j^2 \prod_{i=j+1}^T \left( 1 - \eta_i \lambda^{(k)} \right)^2 \\ &\leq \exp \left( -2 \sum_{j=1}^T \eta_j \lambda^{(k)} \right) v_0^{(1)} + \lambda^{(k)} \sigma^2 \sum_{j=1}^T \eta_j^2 \exp \left( -2 \sum_{i=j+1}^T \eta_i \lambda^{(k)} \right). \end{aligned}$$



We will show that for every  $k$ , we have

$$v_T^{(k)} \leq \frac{v_0^{(k)}}{T^3} + \frac{50 \log_2 \kappa}{\lambda^{(k)} T} \cdot \sigma^2, \quad (15)$$

which directly implies the theorem.

We will consider the first  $T/3$  steps. The guarantee that we will prove for these iterations is: for any  $t \leq A$ ,  $v_t^{(k)} \leq (1 - \lambda^{(k)}/R^2)^{2t} v_0^{(k)} + \frac{\sigma^2}{R^2}$ .

This can be proved easily by induction. Clearly this is true when  $t = 0$ . Suppose it is true for  $t - 1$ , let's consider step  $t$ . By recursion of  $v_t^{(k)}$  we know

$$\begin{aligned} v_t^{(k)} &= (1 - \lambda^{(k)}/R^2)^2 v_{t-1}^{(k)} + \lambda^{(k)} \sigma^2 / (R^2)^2 \\ &\leq (1 - \lambda^{(k)}/R^2)^{2t} v_0^{(k)} + \frac{\sigma^2}{R^2} \left( (1 - \lambda^{(k)}/R^2)^2 + \lambda^{(k)}/R^2 \right) \\ &\leq (1 - \lambda^{(k)}/R^2)^{2t} v_0^{(k)} + \frac{\sigma^2}{R^2}. \end{aligned}$$

Here the second step uses induction hypothesis and the third step uses the fact that  $(1 - x)^2 + x \leq 1$  when  $x \in [0, 1]$ . In particular, since  $(1 - \lambda^{(k)}/R^2)^{2T/3} \leq (1 - 1/\kappa)^{2T/3} \leq (1 - 1/\kappa)^{3\kappa \log T} = 1/T^3$ , we know at the end of the first phase,  $v_A^{(k)} \leq v_0^{(k)}/T^3 + \frac{\sigma^2}{R^2}$ .

In the second  $T/3$  steps, the guarantee would be: for any  $t \leq T/3$ ,  $v_{A+t}^{(k)} \leq v_0^{(k)}/T^3 + 2\eta_{A+t}\sigma^2$ .

We will again prove this by induction. The base case ( $t = 0$ ) follows immediately from the guarantee for the first part. Suppose this is true for  $A + t - 1$ , let us consider  $A + t$ , again by recursion we know

$$\begin{aligned} v_{A+t}^{(k)} &= (1 - \lambda^{(k)}\eta_{A+t-1})^2 v_{A+t-1}^{(k)} + \lambda^{(k)} \sigma^2 \eta_{A+t-1}^2 \\ &\leq v_0^{(k)}/T^3 + 2\eta_{A+t-1}\sigma^2 \left( (1 - \lambda^{(k)}\eta_{A+t-1})^2 + \frac{1}{2}\lambda^{(k)}\eta_{A+t-1} \right) \\ &\leq v_0^{(k)}/T^3 + 2\eta_{A+t-1}\sigma^2 (1 - \frac{1}{2}\mu\eta_{A+t-1}) \leq v_0^{(k)}/T^3 + 2\eta_{A+t}\sigma^2. \end{aligned}$$

Here the last line uses the fact that  $2\eta_{A+t-1}(1 - \frac{1}{2}\mu\eta_{A+t-1}) \leq 2\eta_{A+t}\sigma^2$ , which is easy to verify by our choice of  $\eta$ . Therefore, at the end of the second part, we have  $v_B^{(k)} \leq v_0^{(k)}/T^3 + \frac{2\sigma^2}{\mu(\kappa+T/6)}$ .

Finally we will analyze the third part. Let  $\hat{T} = T/3 \log_2 \kappa$ , we will consider the variance  $v_{B+\ell\hat{T}}^{(k)}$  at the end of each phase. We will make the following claim by induction:

**Claim 2.** Suppose  $2^\ell \cdot \mu \leq \lambda^{(k)}$ , then

$$v_{B+\ell\hat{T}}^{(k)} \leq v_B^{(k)} \exp(-3\ell) + 2\hat{T}\eta_\ell^2 \lambda^{(k)} \sigma^2.$$

*Proof.* We will prove this by induction. When  $\ell = 0$ , clearly we have  $v_B^{(k)} \leq v_B^{(k)}$  so the claim is true. Suppose the claim is true for  $\ell - 1$ , we will consider what happens after the algorithm uses  $\eta_\ell$  for  $\hat{T}$  steps. By the recursion of the variance we have

$$v_{\ell\hat{T}}^{(k)} \leq v_{(\ell-1)\hat{T}}^{(k)} \cdot \exp(-2\eta_\ell \cdot \lambda^{(k)}\hat{T}) + \hat{T}\eta_\ell^2 \lambda^{(k)} \sigma^2.$$

Since  $2^\ell \cdot \mu \leq \lambda^{(k)}$ , we know  $\exp(-2\eta_\ell \cdot \lambda^{(k)}\hat{T}) \leq \exp(-3)$ . Therefore by induction hypothesis we have

$$v_{B+\ell\hat{T}}^{(k)} \leq v_B^{(k)} \exp(-3\ell) + \exp(-3) \cdot 2\hat{T}\eta_{\ell-1}^2 \lambda^{(k)} + \hat{T}\eta_\ell^2 \lambda^{(k)} \leq v_B^{(k)} \exp(-3\ell) + 2\hat{T}\eta_\ell^2 \lambda^{(k)}.$$

This finishes the induction. □

By Claim 2, Let  $\ell^*$  denote the number satisfying  $2^{\ell^*} \cdot \mu \leq \lambda^{(k)} < 2^{\ell^*+1} \cdot \mu$ , by this choice we know  $\mu/\lambda^{(k)} \geq \frac{1}{2} \exp(-3\ell^*)$  we have

$$\begin{aligned} v_T^{(k)} &\leq v_{B+\ell^*\hat{T}}^{(k)} \leq v_B^{(k)} \exp(-3\ell^*) + 2\hat{T}\eta_{\ell^*}^2 \lambda^{(k)} \sigma^2 \\ &\leq \frac{v_0^{(k)}}{T^3} + \frac{24\sigma^2}{\lambda^{(k)}T} + \frac{50 \log_2 \kappa}{3\lambda^{(k)}T} \cdot \sigma^2. \\ &\leq \frac{v_0^{(k)}}{T^3} + \frac{50 \log_2 \kappa}{\lambda^{(k)}T} \cdot \sigma^2. \end{aligned}$$

Therefore, the function value is bounded by  $\mathbb{E}[f(\mathbf{w}_T^{\text{var}})] - f(\mathbf{w}^*) = \sum_{i=1}^d \lambda^{(i)} v_T^{(i)} \leq \frac{50 \log_2 \kappa}{T} \cdot \sigma^2 d$ .  $\square$

*Proof of proposition 3.* The proof of the proposition works similar to the proof of the strongly convex case of theorem 2, wherein, we combine the result of proposition 14 with lemma 9 and lemma 5 to obtain the result.  $\square$

## D Proofs of results in Section 3.3

All of our counter-examples in this section are going to be the same simple function. Let the inputs  $x$  be such that only a single co-ordinate be active on each example. We refer to this case as the “discrete” case. Furthermore, let each co-ordinate be a Gaussian with mean 0 and variance for the first  $d/2$  directions being  $d\kappa/3$  and the final  $d/2$  directions being 1. Furthermore, consider the noise to be additive (and independent of  $\mathbf{x}$ ) with mean zero.

Intuitively, we will show that in order to have a small error in the first eigendirection (with eigenvalue  $\kappa$ ), one need to set a small learning rate  $\eta_t$  which would be too small to achieve a small error in the second eigendirection (with eigenvalue 1). As a useful tool, we will decompose the variance in the two directions corresponding to  $\kappa$  eigenvalue and 1 eigenvalue respectively as follows:

$$\begin{aligned} v_T^{(1)} &\stackrel{\text{def}}{=} \mathbb{E} \left[ \left( \mathbf{w}_T^{(1)} - (\mathbf{w}^*)^{(1)} \right)^2 \right] = \prod_{j=1}^T (1 - \eta_j \kappa)^2 v_0^{(1)} + \kappa \sigma^2 \sum_{j=1}^T \eta_j^2 \prod_{i=j+1}^T (1 - \eta_i \kappa)^2 \\ &\geq \exp \left( -2 \sum_{j=1}^T \eta_j \kappa \right) v_0^{(1)} + \kappa \sigma^2 \sum_{j=1}^T \eta_j^2 \exp \left( -2 \sum_{i=j+1}^T \eta_i \kappa \right) \text{ and} \end{aligned} \quad (16)$$

$$\begin{aligned} v_T^{(2)} &\stackrel{\text{def}}{=} \mathbb{E} \left[ \left( \mathbf{w}_T^{(2)} - (\mathbf{w}^*)^{(2)} \right)^2 \right] = \prod_{j=1}^T (1 - \eta_j)^2 v_0^{(2)} + \sigma^2 \sum_{j=1}^T \eta_j^2 \prod_{i=j+1}^T (1 - \eta_i)^2 \\ &\geq \exp \left( -2 \sum_{j=1}^T \eta_j \right) v_0^{(2)} + \sigma^2 \sum_{j=1}^T \eta_j^2 \exp \left( -2 \sum_{i=j+1}^T \eta_i \right). \end{aligned} \quad (17)$$

**Theorem 15.** Consider the additive noise oracle setting, where, we have access to stochastic gradients satisfying:

$$\widehat{\nabla} f(\mathbf{w}) = \nabla f(\mathbf{w}) + \zeta = \mathbf{H}(\mathbf{w} - \mathbf{w}^*) + \zeta,$$

where,

$$\mathbb{E}[\zeta|\mathbf{w}] = 0, \text{ and, } \mathbb{E}[\zeta\zeta^\top|\mathbf{w}] = \sigma^2 \mathbf{H}$$

There exists a universal constant  $C > 0$ , and a problem instance, such that for SGD algorithm with any  $\eta_t \leq 1/2\kappa$  for all  $t^9$ , we have

$$\limsup_{T \rightarrow \infty} \frac{\mathbb{E}[f(\mathbf{w}_T)] - f(\mathbf{w}^*)}{(\sigma^2 d/T)} \geq C \frac{\kappa}{\log(\kappa + 1)}.$$

<sup>9</sup>Learning rate more than  $2/\kappa$  will make the algorithm diverge.

*Proof.* Fix  $\tau = \kappa/C \log(\kappa + 1)$  where  $C$  is a universal constant that we choose later. We need to exhibit that the lim sup is larger than  $\tau$ . For simplicity we will also round  $\kappa$  up to the nearest integer.

Let  $T$  be a given number. Our goal is to exhibit a  $\tilde{T} > T$  such that  $\frac{f(\mathbf{w}_{\tilde{T}}) - f(\mathbf{w}^*)}{(\sigma^2/\tilde{T})} \geq \tau$ . Given the step size sequence  $\eta_t$ , consider the sequence of numbers  $T_0 = T, T_1, \dots, T_\kappa$  such that  $T_i$  is the first number that

$$\frac{1}{\kappa} \leq \sum_{t=T_{i-1}+1}^{T_i} \eta_t \leq \frac{3}{\kappa}.$$

Note that such a number always exists because all the step sizes are at most  $2/\kappa$ . We will also let  $\Delta_i$  be  $T_i - T_{i-1}$ . Firstly, from (16) and (17), we see that  $\sum_t \eta_t = \infty$ . Otherwise, the bias will never decay to zero. If  $f(\mathbf{w}_{T_{i-1}+\Delta_i}) - f(\mathbf{w}^*) > \frac{\tau\sigma^2 d}{T_{i-1}+\Delta_i}$  for some  $i = 1, \dots, \kappa$ , we are done. If not, we obtain the following relations:

$$\begin{aligned} \frac{\sigma^2}{\Delta_1} &\leq \sigma^2 \sum_{t=1}^{\Delta_1} \eta_{T_0+t}^2 \leq \frac{\exp(3)}{\kappa} \cdot \mathbb{E} \left[ \left( \mathbf{w}_{T_0+\Delta_1}^{(1)} - (\mathbf{w}^*)^{(1)} \right)^2 \right] \leq \exp(3) (f(\mathbf{w}_{T_0+\Delta_1}) - f(\mathbf{w}^*)) \leq \frac{\exp(3)\tau\sigma^2}{T_0 + \Delta_1} \\ \Rightarrow T_0 &\leq (\exp(3)\tau - 1) \Delta_1. \end{aligned}$$

Here the second inequality is based on (16). We will use  $C_1$  to denote  $\exp(3)$ . Similarly, we have

$$\begin{aligned} \frac{\sigma^2}{\Delta_2} &\leq \sigma^2 \sum_{t=1}^{\Delta_2} \eta_{T_1+t}^2 \leq \frac{C_1}{\kappa} \mathbb{E} \left[ \left( \mathbf{w}_{T_1+\Delta_2}^{(1)} - (\mathbf{w}^*)^{(1)} \right)^2 \right] \leq C_1 (f(\mathbf{w}_{T_1+\Delta_2}) - f(\mathbf{w}^*)) \leq \frac{C_1\tau\sigma^2}{T_1 + \Delta_2} \\ \Rightarrow T_1 &\leq (C_1\tau - 1) \Delta_2 \quad \Rightarrow \quad T_0 \leq \frac{(C_1\tau - 1)^2}{C_1\tau} \Delta_2. \end{aligned}$$

Repeating this argument, we can show that

$$T = T_0 \leq \frac{(C_1\tau - 1)^i}{(C_1\tau)^{i-1}} \Delta_i \quad \text{and} \quad T_i \leq \frac{(C_1\tau - 1)^{j-i}}{(C_1\tau)^{j-i-1}} \Delta_j \quad \forall i < j.$$

We will use  $i = 1$  in particular, which specializes to

$$T_1 \leq \frac{(C_1\tau - 1)^{j-1}}{(C_1\tau)^{j-2}} \Delta_j \quad \forall j \geq 2.$$

Using the above inequality, we can lower bound the sum of  $\Delta_j$  as

$$\begin{aligned} \sum_{j=2}^{\kappa} \Delta_j &\geq T_1 \cdot \sum_{j=2}^{\kappa} \frac{(C_1\tau)^{j-2}}{(C_1\tau - 1)^{j-1}} \geq T_1 \cdot \frac{1}{C_1\tau} \cdot \sum_{j=2}^{\kappa} \left( 1 + \frac{1}{C_1\tau} \right)^{j-2} \\ &\geq T_1 \cdot \frac{1}{C_1\tau} \cdot \exp(\kappa/(C_1\tau)). \end{aligned} \tag{18}$$

This means that

$$\begin{aligned} \mathbb{E}[f(\mathbf{w}_{T_i})] - f(\mathbf{w}^*) &\geq \frac{d}{2} \cdot \mathbb{E} \left[ \left( \mathbf{w}_{T_i}^{(2)} - (\mathbf{w}^*)^{(2)} \right)^2 \right] \geq \exp(-6)\sigma^2 d \cdot \sum_{i=1}^{\Delta_1} \eta_{T+i}^2 \\ &\geq \frac{\exp(-6)\sigma^2 d}{\Delta_1} \geq \frac{\exp(-6)\sigma^2 d}{T_1} \geq \frac{\exp(\kappa/(C_1\tau) - 3)}{C_1\tau} \cdot \frac{\sigma^2 d}{\sum_{j=2}^{\kappa} \Delta_j}, \end{aligned}$$

where we used (18) in the last step. Rearranging, we obtain

$$\frac{\mathbb{E}[f(\mathbf{w}_{T_\kappa})] - f(\mathbf{w}^*)}{(\sigma^2 d/T_\kappa)} \geq \frac{\exp(\kappa/(C_1\tau) - 3)}{C_1\tau}.$$

If we choose a large enough  $C$  (e.g.,  $3C_1$ ), the right hand side is at least  $\frac{\exp((C/C_1)\log(\kappa+1)-3)}{\kappa} \geq \kappa$ . □

*Proof of theorem 4.* Theorem 4 follows as a straightforward consequence of Theorem 15 and lemma 11.  $\square$

**Theorem 16.** *There exists universal constants  $C_1, C_2 > 0$  such that for any  $\tau \leq \frac{\kappa}{CC_1 \log(\kappa+1)}$  where  $C$  is the constant in Theorem 4, for any SGD algorithm and any number of iteration  $T > 0$  there exists a  $T' \geq T$  such that for any  $\tilde{T} \in [T', (1 + 1/C_2\tau)T']$  we have  $\frac{\mathbb{E}[f(\mathbf{w}_{\tilde{T}})] - f(\mathbf{w}^*)}{(\sigma^2 d/\tilde{T})} \geq \tau$ .*

**Theorem 17.** *Consider the additive noise oracle setting, where, we have access to stochastic gradients satisfying:*

$$\widehat{\nabla} f(\mathbf{w}) = \nabla f(\mathbf{w}) + \zeta = \mathbf{H}(\mathbf{w} - \mathbf{w}^*) + \zeta,$$

where,

$$\mathbb{E}[\zeta|\mathbf{w}] = 0, \text{ and, } \mathbb{E}[\zeta\zeta^\top|\mathbf{w}] = \sigma^2 \mathbf{H}$$

*There exists universal constants  $C_1, C_2 > 0$  such that for any  $\tau \leq \frac{\kappa}{CC_1 \log(\kappa+1)}$  where  $C$  is the constant in Theorem 4, for any SGD algorithm and any number of iteration  $T > 0$  there exists a  $T' \geq T$  such that for any  $\tilde{T} \in [T', (1 + 1/C_2\tau)T']$  we have  $\frac{\mathbb{E}[f(\mathbf{w}_{\tilde{T}})] - f(\mathbf{w}^*)}{(\sigma^2 d/\tilde{T})} \geq \tau$ .*

To prove Theorem 17, we rely on the following key lemma, which says if a query point  $\mathbf{w}_T$  is bad (in the sense that it has expected value more than  $10\tau\sigma^2 d/T$ ), then it takes at least  $\Omega(T/\tau)$  steps to bring the error back down.

**Lemma 18.** *There exists universal constants  $C_1, C_2 > 0$  such that for any  $\tau \leq \frac{\kappa}{CC_1 \log(\kappa+1)}$  where  $C$  is the constant in Theorem 4, suppose at step  $T$ , the query point  $\mathbf{w}_T$  satisfies  $f(\mathbf{w}_T) - f(\mathbf{w}^*) \geq C_1\tau\sigma^2 d/T$ , then for all  $\tilde{T} \in [T, (1 + \frac{1}{C_2\tau})T]$  we have  $\mathbb{E}[f(\mathbf{w}_{\tilde{T}})] - f(\mathbf{w}^*) \geq \tau\sigma^2 d/T \geq \tau\sigma^2 d/\tilde{T}$ .*

*Proof of Lemma 18.* Since  $f(\mathbf{w}_T) - f(\mathbf{w}^*) \geq C_1\tau\sigma^2 d/T$  and  $f(\mathbf{w}_T) = \frac{d}{2} \left( \kappa \left( \mathbf{w}_T^{(1)} - (\mathbf{w}^*)^{(1)} \right)^2 + \left( \mathbf{w}_T^{(2)} - (\mathbf{w}^*)^{(2)} \right)^2 \right)$ , we know either  $\left( \mathbf{w}_T^{(1)} - (\mathbf{w}^*)^{(1)} \right)^2 \geq C_1\tau\sigma^2/2\kappa T$  or  $\left( \mathbf{w}_T^{(2)} - (\mathbf{w}^*)^{(2)} \right)^2 \geq C_1\tau\sigma^2/2T$ . Either way, we have a coordinate  $i$  with eigenvalue  $\lambda_i$  ( $\kappa$  or 1) such that  $\left( \mathbf{w}_T^{(i)} - (\mathbf{w}^*)^{(i)} \right)^2 \geq C_1\tau\sigma^2/(2T\lambda_i)$ .

Similar as before, choose  $\Delta$  to be the first point such that

$$\eta_{T+1} + \eta_{T+2} + \dots + \eta_{T+\Delta} \in [1/\lambda_i, 3/\lambda_i].$$

First, by (16) or (17), we know for any  $T \leq \tilde{T} \leq T + \Delta$ ,  $\mathbb{E} \left[ \left( \mathbf{w}_{\tilde{T}}^{(i)} - (\mathbf{w}^*)^{(i)} \right)^2 \right] \geq \exp(-6)C_1\tau\sigma^2/(2\lambda_i T)$  just by the first term. When we choose  $C_1$  to be large enough the contribution to function value by this direction alone is larger than  $\tau\sigma^2/T$ . Therefore every query in  $[T, T + \Delta]$  is still bad.

We will consider two cases based on the value of  $S^2 := \sum_{\tilde{T}=T+1}^{T+\Delta} \eta_{\tilde{T}}^2$ .

If  $S^2 \leq C_2\tau/(\lambda_i^2 T)$  (where  $C_2$  is a large enough universal constant chosen later), then by Cauchy-Schwartz we know

$$S^2 \cdot \Delta \geq \left( \sum_{\tilde{T}=T+1}^{T+\Delta} \eta_{\tilde{T}} \right)^2 \geq 1/\lambda_i^2.$$

Therefore  $\Delta \geq T/C_2\tau$ , and we are done.

If  $S^2 > C_2\tau/(\lambda_i^2 T)$ , by Equation (16) and (17) we know

$$\mathbb{E} \left[ \left( \mathbf{w}_{T+\Delta}^{(i)} - (\mathbf{w}^*)^{(i)} \right)^2 \right] \geq \sigma^2 \sum_{\tilde{T}=T+1}^{T+\Delta} \eta_{\tilde{T}}^2 \exp \left( -2\lambda_i \sum_{j=\tilde{T}+1}^{T+\Delta} \eta_j \right)$$

$$\geq \exp(-6)\sigma^2 \sum_{\tilde{T}=T+1}^{T+\Delta} \eta_{\tilde{T}}^2 \geq \exp(-6) \cdot C_2 \tau \sigma^2 / (\lambda_i^2 T).$$

Here the first inequality just uses the second term in Equation (16) or (17), the second inequality is because  $\sum_{j=\tilde{T}+1}^{T+\Delta} \eta_j \leq \sum_{j=T+1}^{T+\Delta} \eta_j \leq 3/\lambda_i$  and the last inequality is just based on the value of  $S^2$ . In this case as we can see as long as  $C_2$  is large enough,  $T + \Delta$  is also a point with  $\mathbb{E}[f(\mathbf{w}_{T+\Delta})] - f(\mathbf{w}^*) \geq \lambda_i \mathbb{E} \left[ \left( \mathbf{w}_{T+\Delta}^{(i)} - (\mathbf{w}^*)^{(i)} \right)^2 \right] \geq C_1 \tau \sigma^2 / (T + \Delta)$ , so we can repeat the argument there. Eventually we either stop because we hit case 1:  $S^2 \leq C_2 \tau / \lambda_i^2 T$  or the case 2  $S^2 > C_2 \tau / \lambda_i^2 T$  happened more than  $T/C_2 \tau$  times. In either case we know for any  $\tilde{T} \in [T, (1 + 1/C_2)T]$   $\mathbb{E}[f(\mathbf{w}_{\tilde{T}})] - f(\mathbf{w}^*) \geq \tau \sigma^2 / T \geq \tau \sigma^2 / \tilde{T}$  as the lemma claimed.  $\square$

*Proof of Theorem 17.* Theorem 17 is an immediate corollary of Theorem 15 and Lemma 18.  $\square$

*Proof of Theorem 16.* Theorem 16 is an immediate corollary of Theorem 17 and lemma 11  $\square$

## E Details of experimental setup

### E.1 Synthetic 2-d Quadratic Experiments

As mentioned in the main paper, we consider four condition numbers namely  $\kappa \in \{10, 50, 250, 1250\}$ . We run all experiments for a total of  $25 \times \kappa_{\max} = 25 \times 1250$  iterations. The two eigenvalues of the Hessian are  $\kappa$  and 1 respectively, and noise level is  $\sigma^2 = 1$  and we average our results with ten random seeds. All our grid search results are conducted on a  $8 \times 8$  grid of learning rates  $\times$  decay factor and whenever a best run lands at the edge of the grid, the grid is extended so that we have the best run in the interior of the grid search.

For the  $O(1/t)$  learning rate, we search for decay parameter over 8—points log-spaced between  $\{1/(500\kappa), 500000/\kappa\}$ . The starting learning rate is searched over 8 points logarithmically spaced between  $\{0.005/\kappa, 50000.0/\kappa\}$ .

For the  $O(1/\sqrt{t})$  learning rate, the decay parameter is searched over 8 logarithmically spaced points between  $\{1/(100\kappa), 1000000/\kappa\}$ . The starting learning rate is searched between  $\{1/50000, 100\}$  with 8 logarithmically spaced points.

For the exponential learning rate schemes, the decay parameter is searched between  $\{1/(8000 * \kappa), 100/\kappa\}$ . The learning rate is searched between  $\{1/100000, 0.5\}$ .

### E.2 Non-Convex experiments on cifar-10 dataset with a 44-layer residual net

As mentioned in the main paper, for all the experiments, we use the Nesterov’s Accelerated gradient method (Nesterov, 1983) implemented in pytorch<sup>10</sup> with a momentum set to 0.9 and batchsize set to 128, total number of training epochs set to 100,  $\ell_2$  regularization set to 0.0005.

With regards to learning rates, we consider 10—values geometrically spaced as  $\{1, 0.6, \dots, 0.01\}$ . To set the decay factor for any of the schemes such as 6, 7, and 8, we use the following rule. Suppose we have a desired learning rate that we wish to use towards the end of the optimization (say, something that is 100 times lower than the starting learning rate, which is a reasonable estimate of what is typically employed in practice), this can be used to obtain a decay factor for the corresponding decay scheme. In our case, we found it advantageous to use an additively spaced grid for the learning rate  $\gamma_t$ , i.e., one which is searched over a range  $\{0.0001, 0.0002, \dots, 0.0009, 0.001, \dots, 0.009\}$  at the 80<sup>th</sup> epoch, and cap off the minimum possible learning rate to be used to be 0.0001 to ensure that there is progress made by the optimization routine. For any of the experiments that yield the best performing gridsearch parameter that falls at the edge of the grid, we extend the grid to ensure that the finally chosen hyperparameter lies in the interior of the grid. All our gridsearches are run such that we separate a tenth of the training dataset as a validation set and train on the remaining 9/10<sup>th</sup> dataset. Once the best grid search parameter is chosen, we train on the entire training dataset and evaluate on the test dataset and present the result of the final model (instead of choosing the best possible model found during the course of optimization).

<sup>10</sup><https://github.com/pytorch>