

Mean-variance portfolio selection under Volterra Heston model

Bingyan Han * Hoi Ying Wong[†]

April 30, 2019

Abstract

Motivated by empirical evidence for rough volatility models, this paper investigates the continuous-time mean-variance (MV) portfolio selection under Volterra Heston model. Due to the non-Markovian and non-semimartingale nature of the model, classic stochastic optimal control frameworks are not directly applicable to the associated optimization problem. By constructing an auxiliary stochastic process, we obtain the optimal investment strategy that depends on the solution to a Riccati-Volterra equation. The MV efficient frontier is shown to maintain a quadratic curve. Numerical studies show that both roughness and volatility of volatility affect the optimal strategy materially.

Keywords: Mean-variance portfolio, Volterra Heston model, Riccati–Volterra equations, rough volatility.

Mathematics Subject Classification: 93E20, 60G22, 49N90, 60H10.

1 Introduction

Recently, there is a growing interest in studying rough volatility models (Gatheral et al., 2018; El Euch and Rosenbaum, 2019; Guennoun et al., 2018). The terminology “rough” can be roughly thought of as the level of Hölder regularity. Typically, a rough diffusion model has trajectories that are rougher than the paths of a standard Brownian motion. Therefore, rough volatility models are stochastic volatility models that the volatility process is rough.

Rough volatility models offer a much better empirical fit to the stylized facts of financial data. An investigation in the time series of realized volatility¹ from high frequency data

*Department of Statistics, The Chinese University of Hong Kong, Hong Kong, byhan@link.cuhk.edu.hk

[†]Department of Statistics, The Chinese University of Hong Kong, Hong Kong, hywong@cuhk.edu.hk

¹See, for example, Oxford-Man Institute’s realized library at <https://realized.oxford-man.ox.ac.uk/data>

obtains the Hurst parameter H close to 0.1, which is much smaller than 0.5 for the standard Brownian motion. The Hurst parameter is used to reflect the memoryness of a time series and associated with the roughness of the limiting fractional Brownian motion. The smaller the H , the rougher the time series model. Therefore, the empirical finding suggests a rougher realized path of volatility than that of the standard Brownian motion. Meanwhile, the simulated paths under small Hurst parameter look close to the realized ones.

Rough volatility models also better capture the term structure of implied volatility surface, especially for the explosion of at-the-money (ATM) skew when maturity goes to zero. More precisely, let $\sigma_{BS}(k, \tau)$ be the implied volatility of an option where k is log-moneyness and τ is time to expiration. The ATM skew at maturity τ is defined by

$$\phi(\tau) \triangleq \left. \frac{\partial \sigma_{BS}(k, \tau)}{\partial k} \right|_{k=0}. \quad (1.1)$$

Empirical evidence shows that ATM skew explodes when $\tau \downarrow 0$. However, conventional volatility models such as the Heston model generates a constant ATM skew for a small τ . [Fukasawa \(2011\)](#) shows that if the volatility is modeled by a fractional Brownian motion with Hurst parameter H , then ATM skew has an approximation property,

$$\phi(\tau) \approx \tau^{H-1/2}, \text{ when } \tau \downarrow 0. \quad (1.2)$$

An application of rough volatility models fits the explosion remarkably well, with only one extra Hurst parameter.

Volatility has a long memory property. This stylized fact has received many attentions and debates. [Gatheral et al. \(2018\)](#) try to resolve this long-standing question from the view of rough volatility and provides an asymptotic behavior of the autocorrelation function of volatility. We refer readers to [Gatheral et al. \(2018\)](#) for the details of the analysis.

With the success in capturing empirical properties, many works provide elegant theoretical foundations. [Fukasawa \(2011\)](#) offers an expansion formula for implied volatility with martingale expansion theory. Fractional Brownian motion is considered as a special case in [Fukasawa \(2011, Section 3.3\)](#). [El Euch and Rosenbaum \(2019\)](#) introduce the rough Heston model, which is a scaling limit of proper Hawkes processes. The characteristic function is derived in closed form, up to the solution of a fractional Riccati equation. Along with this line of research, [El Euch et al. \(2018\)](#) show a similar link between Hawkes processes and (rough) Heston models. [El Euch and Rosenbaum \(2018\)](#) render a hedging strategy for options under rough Heston model. [Abi Jaber et al. \(2017\)](#) propose affine Volterra processes that embrace the rough Heston model as a special case. The explicit exponential-affine representations of Fourier-Laplace functional is derived using Riccati-Volterra equations. [Keller-Ressel et al. \(2018\)](#) present applications of affine Volterra processes in finance. Besides, [Guennoun et al. \(2018\)](#) coin an alternative definition of a rough version of the Heston model and derive some asymptotic results.

While the rough volatility literature focuses on option pricing, only a few of them considers portfolio optimization under rough volatility models. To the best of our knowledge,

Fouque and Hu (2018a), Fouque and Hu (2018b), Bäuerle and Desmettre (2018) are the only related results in this direction so far. All of them focus on utility maximization. The remarkable success of rough volatility models motivates us to consider mean-variance (MV) portfolio selection under a rough stochastic environment. Mean-variance criterion in portfolio selection is pioneered by Markowitz’s seminal work. And there are extensive extensions to relax the model assumptions and consider more complicated stochastic financial markets. We do not try to give a complete literature review here. Zhou and Li (2000), Lim and Zhou (2002), Lim (2004), and Shen (2015) are works in continuous-time setting which are more relevant to the problem in this paper than others.

1.1 Major contributions

We formulate the mean-variance (MV) portfolio selection under Volterra Heston model in a reasonable and rigorous manner. As mentioned in Abi Jaber et al. (2017) and Keller-Ressel et al. (2018), Volterra Heston model (2.6)-(2.7) has a unique in law weak solution, but the path-wise uniqueness is still an open question. This enforces us to consider the MV problem under a general filtration \mathbb{F} which satisfies usual conditions but may not be the augmented filtration generated by the Brownian motion. A similar general setting is considered in Jeanblanc et al. (2012). Let us emphasize that we always fix the probability basis and Brownian motions for the problem in Section 3. Therefore, our formulation is still referred to as a *strong formulation*, because the filtered probability space and Brownian motions are not parts of the control.

Under such a problem formulation, we construct an auxiliary stochastic process M_t to make the completing the square procedure in solving the MV portfolio selection possible in Section 4. We prove several properties of M_t in Theorem 4.1, which is one of the main results in this paper. Like the case in El Euch and Rosenbaum (2019), El Euch and Rosenbaum (2018) and Abi Jaber et al. (2017), the main difficulty is the non-Markovian and non-semimartingale structure in Volterra Heston model (2.6)-(2.7). Inspired by the exponential-affine formulas in Abi Jaber et al. (2017) and El Euch and Rosenbaum (2019), the process M_t is constructed upon the forward variance under a proper alternative measure. The explicit solution for the optimal investment strategy is obtained in Theorem 4.2.

Under the rough Heston model, we investigate the relationship between the Hurst parameter, or equivalently the $\alpha = H + 1/2$ in our notation, and the optimal investment strategy u^* . Recently, Glasserman and He (2019) study a trading strategy that leverages the information of roughness. Their strategy earns excess returns, which are not explained by the standard factor models like the CAPM model and Fama-French model. They propose to long the roughest stocks and short the smoothest stocks. We examine this trading signal under the MV setting. Our result suggests that the effect of roughness on investment strategy is opposite under different volatility of volatility. We then discuss the effect of α on the efficient frontier.

The rest of the paper is organized as follows. Section 2 presents the Volterra Heston

model and some useful properties. We discuss a related Riccati-Volterra equation. We then formulate the MV portfolio selection problem in Section 3 and solve it explicitly in Section 4. Numerical illustrations are given in Section 5. Section 6 concludes. Existence and uniqueness of the solution to Riccati-Volterra equations are summarized in Appendix A.

2 The Volterra Heston model

We always work under a given complete probability space $(\Omega, \mathcal{F}, \mathbb{P})$, with a filtration $\mathbb{F} = \{\mathcal{F}_t\}_{0 \leq t \leq T}$ satisfying the usual conditions, supporting a two-dimensional Brownian motion $W = (W_1, W_2)$. The \mathbb{F} is not necessarily the augmented filtration generated by W and so it can be a strictly larger filtration. It is a crucial difference between this work and previous ones like [Lim and Zhou \(2002\)](#), [Lim \(2004\)](#), and [Shen \(2015\)](#). In the literature, [Jeanblanc et al. \(2012\)](#) also consider the MV hedging problem under a general filtration. The reason to consider such a mathematical setting is that the stochastic Volterra equation (2.6)-(2.7) only has a unique in law weak solution but its strong uniqueness is left as an open question. Recall that for stochastic differential equations, X is referred to as a strong solution if it is adapted to the augmented filtration generated by W , and a weak solution otherwise. For weak solutions, the driving Brownian motion W is also a part of the solution. See Chapter IX in [Revuz and Yor \(1999\)](#) for more details. Therefore, \mathbb{F} cannot be simply chosen as the augmented filtration generated by W . Extra information may be needed in constructing solution to (2.6)-(2.7).

To proceed, we introduce a kernel $K(\cdot) \in L_{loc}^2(\mathbb{R}_+, \mathbb{R})$ where $\mathbb{R}_+ = \{x \in \mathbb{R} | x \geq 0\}$, and assume the following standing assumption through out the paper, in line with [Abi Jaber et al. \(2017\)](#) and [Keller-Ressel et al. \(2018\)](#). A function f is called completely monotone if it is infinitely differentiable and $(-1)^k f^{(k)}(t) \geq 0$ for all $t > 0$, and $k = 0, 1, \dots$

Assumption 2.1. *K is strictly positive and completely monotone. There is $\gamma \in (0, 2]$ such that $\int_0^h K(t)^2 dt = O(h^\gamma)$ and $\int_0^T (K(t+h) - K(t))^2 dt = O(h^\gamma)$ for every $T < \infty$.*

The convolutions $K * L$ and $L * K$ for a measurable kernel K on \mathbb{R}_+ and a measure L on \mathbb{R}_+ of locally bounded variation are defined by

$$(K * L)(t) = \int_{[0,t]} K(t-s)L(ds), \quad (L * K)(t) = \int_{[0,t]} L(ds)K(t-s) \quad (2.1)$$

for $t > 0$ under proper conditions. The integral is extended to $t = 0$ by right-continuity if possible. If F is a function on \mathbb{R}_+ , let

$$(K * F)(t) = \int_0^t K(t-s)F(s)ds. \quad (2.2)$$

Let W be a 1-dimensional continuous local martingale. The convolution between K and W is defined as

$$(K * dW)_t = \int_0^t K(t-s)dW_s. \quad (2.3)$$

A measure L on \mathbb{R}_+ is called *resolvent of the first kind* to K , if

$$K * L = L * K \equiv \text{id}. \quad (2.4)$$

Kernel R is called the *resolvent*, or *resolvent of the second kind*, to K if

$$K * R = R * K = K - R. \quad (2.5)$$

Further properties of these definitions can be found in [Gripenberg et al. \(1990\)](#) and [Abi Jaber et al. \(2017\)](#). Definitions in higher dimensions and in matrix form are possible. However, it suffices for us to consider the scalar case. Commonly used kernels are summarized in Table 1, which is also available at [Abi Jaber et al. \(2017\)](#).

	$K(t)$	$R(t)$	$L(dt)$
Constant	c	ce^{-ct}	$c^{-1}\delta_0(dt)$
Fractional (Power-law)	$c \frac{t^{\alpha-1}}{\Gamma(\alpha)}$	$ct^{\alpha-1}E_{\alpha,\alpha}(-ct^\alpha)$	$c^{-1} \frac{t^{-\alpha}}{\Gamma(1-\alpha)}dt$
Exponential	$ce^{-\beta t}$	$ce^{-\beta t}e^{-ct}$	$c^{-1}(\delta_0(dt) + \beta dt)$

Table 1: Examples of kernels K and their resolvents R and L of the second and first kind. $E_{\alpha,\beta}(z) = \sum_{n=0}^{\infty} \frac{z^n}{\Gamma(\alpha n + \beta)}$ is the Mittag-Leffler function. See Appendix A1 in [El Euch and Rosenbaum \(2019\)](#) for its properties. The constant $c \neq 0$.

The variance within the Volterra Heston model is defined as

$$V_t = V_0 + \kappa \int_0^t K(t-s)(\phi - V_s) ds + \int_0^t K(t-s)\sigma\sqrt{V_s}dB_s, \quad (2.6)$$

where $dB_s = \rho dW_{1s} + \sqrt{1-\rho^2}dW_{2s}$ and $V_0, \kappa, \phi, \sigma$ are positive constants. The correlation ρ between stock price and variance is also constant. [Gatheral et al. \(2018\)](#) documented that the general overall shape of the implied volatility surface does not change significantly. This indicates that it is still acceptable to consider a variance process whose parameters are independent of stock price and time. Rough Heston model in [El Euch and Rosenbaum \(2019\)](#) and [El Euch and Rosenbaum \(2018\)](#) is a special case of (2.6) with $K(t) = \frac{t^{\alpha-1}}{\Gamma(\alpha)}$. Other definition of Heston model in rough version exists, see [Guennoun et al. \(2018\)](#).

Bäuerle and Desmettre (2018) consider the power utility maximization under the model in Guennoun et al. (2018) with correlation $\rho = 0$.

Following Abi Jaber et al. (2017) as well as Kraft (2005), Zeng and Taksar (2013), and Shen and Zeng (2015), we assume the risky asset (stock) price S_t follows

$$dS_t = S_t(r_t + \theta V_t)dt + S_t\sqrt{V_t}dW_{1t}, \quad S_0 > 0, \quad (2.7)$$

with a deterministic bounded risk-free rate $r_t > 0$ and constant $\theta \neq 0$. Then the market price of risk, or risk premium, is given by $\theta\sqrt{V_t}$. The risk-free rate $r_t > 0$ is the rate of return of a risk-free asset available in the market.

We need the existence and uniqueness result from Theorem 7.1 in Abi Jaber et al. (2017) and restate it as follows.

Theorem 2.2. (Theorem 7.1 in Abi Jaber et al. (2017)) Under Assumption 2.1, the stochastic Volterra equation (2.6)-(2.7) has a unique in law $\mathbb{R}_+ \times \mathbb{R}_+$ -valued continuous weak solution for any initial condition $(S_0, V_0) \in \mathbb{R}_+ \times \mathbb{R}_+$.

Remark 2.3. For weak solutions, it is free to construct the Brownian motion as needed. It is also unknown whether pathwise uniqueness holds for (2.6)-(2.7). However, the MV objective only depends on the mathematical expectation on the distribution of the processes. In the sequel, we will only work with a version of the solution to (2.6)-(2.7) and fix the solution (S, V, W_1, W_2) , since other solutions have the same law.

The following standing Assumption enables us to apply the Girsanov theorem and verify the admissibility of optimal strategy.

Assumption 2.4. $\mathbb{E}\left[\exp\left(a\int_0^T V_s ds\right)\right] < \infty$ for a large enough constant $a > 0$.

To verify Assumption 2.4 holds under reasonable conditions, we consider a Riccati-Volterra equation (2.8) for $g(a, t)$ as follows,

$$g(a, t) = \int_0^t K(t-s)[a - \kappa g(a, s) + \frac{\sigma^2}{2}g^2(a, s)]ds, \quad g(a, 0) = 0. \quad (2.8)$$

Existence and uniqueness of the solution to (2.8) are given in Lemmas A.2 and A.3.

Theorem 2.5. Suppose the Riccati-Volterra equation (2.8) has a unique continuous solution on $[0, T]$, then

$$\mathbb{E}\left[\exp\left(a\int_0^T V_s ds\right)\right] = \exp\left[\kappa\phi\int_0^T g(a, s)ds + V_0\int_0^T [a - \kappa g(a, s) + \frac{\sigma^2}{2}g^2(a, s)]ds\right] < \infty. \quad (2.9)$$

Moreover, if the resolvent of the first kind to K exists and denote it as L , then

$$\mathbb{E}\left[\exp\left(a\int_0^T V_s ds\right)\right] = \exp\left[\kappa\phi\int_0^T g(a, s)ds + V_0\int_0^T g(a, T-s)L(ds)\right]. \quad (2.10)$$

Proof. By Theorem 4.3 in [Abi Jaber et al. \(2017\)](#),

$$a \int_0^T V_s ds = Y_0 - \frac{\sigma^2}{2} \int_0^T g^2(a, T-s) V_s ds + \sigma \int_0^T g(a, T-s) \sqrt{V_s} dB_s, \quad (2.11)$$

with

$$Y_0 = \kappa \phi \int_0^T g(a, s) ds + V_0 \int_0^T [a - \kappa g(a, s) + \frac{\sigma^2}{2} g^2(a, s)] ds. \quad (2.12)$$

Since $g(a, \cdot)$ is continuous on $[0, T]$ and therefore bounded, $\exp(-\frac{\sigma^2}{2} \int_0^t g^2(a, T-s) V_s ds + \sigma \int_0^t g(a, T-s) \sqrt{V_s} dB_s)$ is a martingale by Lemma 7.3 in [Abi Jaber et al. \(2017\)](#). Therefore,

$$\mathbb{E} \left[\exp \left(a \int_0^T V_s ds \right) \right] = \exp(Y_0) = \exp \left[\kappa \phi \int_0^T g(a, s) ds + V_0 \int_0^T [a - \kappa g(a, s) + \frac{\sigma^2}{2} g^2(a, s)] ds \right]. \quad (2.13)$$

Note that $K * L = \text{id}$ implies

$$\int_0^T [a - \kappa g(a, s) + \frac{\sigma^2}{2} g^2(a, s)] ds = \int_0^T g(a, T-s) L(ds). \quad (2.14)$$

The result follows. \square

Theorem 2.5 recovers the same expression for $\mathbb{E} \left[\exp \left(a \int_0^T V_s ds \right) \right]$ in [El Euch and Rosenbaum \(2018, Theorem 3.2\)](#). We stress that the proof circumvents the usage of Hawkes processes. In addition, we want to mention [Gerhold et al. \(2018\)](#) about the moment explosions in rough Heston model as a related reference.

3 Mean-variance portfolio selection

Let $u_t \triangleq \sqrt{V_t} \pi_t$ be the investment strategy, where π_t is the amount of wealth invested in the stock. Then wealth process X_t satisfies

$$dX_t = (r_t X_t + \theta \sqrt{V_t} u_t) dt + u_t dW_{1t}, \quad X_0 = x_0 > 0. \quad (3.1)$$

Definition 3.1. An investment strategy $u(\cdot)$ is said to be admissible if

- (1). $u(\cdot)$ is \mathbb{F} -adapted;
- (2). $\mathbb{E} \left[\left(\int_0^T |\sqrt{V_t} u_t| dt \right)^2 \right] < \infty$ and $\mathbb{E} \left[\int_0^T |u_t|^2 dt \right] < \infty$;
- (3). the wealth process (3.1) has a unique solution in the sense of [Yong and Zhou \(1999, Chapter 1, Definition 6.15\)](#), with \mathbb{P} -a.s. continuous paths.

The set of all admissible investment strategies is denoted as \mathcal{U} .

Remark 3.2. In Condition (1), \mathbb{F} is possibly strictly larger than the Brownian filtration of $W = (W_1, W_2)$. It means extra information besides W can be used to construct an admissible strategy. In general, u can rely on a local \mathbb{P} -martingale which is strongly \mathbb{P} -orthogonal to W . See hedging strategy (3.6) in [Jeanblanc et al. \(2012, Theorem 3.1\)](#) for such examples. However, we find optimal strategy u^* only depends on variance V and Brownian motion W in [Theorem 4.2](#).

Remark 3.3. Again, we emphasize that the underlying probability space and Brownian motions are not parts of our control. Therefore, our formulation should still be referred to as strong formulation. Readers may refer to [Yong and Zhou \(1999\), Chapter 2, Section 4](#) for discussions on the difference between strong and weak formulations for stochastic control problems.

The MV portfolio selection in continuous-time is the following problem².

$$\begin{cases} \min_{u(\cdot) \in \mathcal{U}} J(x_0; u(\cdot)) = \mathbb{E}[(X_T - c)^2], \\ \text{subject to } \mathbb{E}[X_T] = c, \\ (X(\cdot), u(\cdot)) \text{ satisfy (3.1)}. \end{cases} \quad (3.2)$$

The constant c is the target wealth level at the terminal time T . We assume $c \geq x_0 e^{\int_0^T r_s ds}$ following [Lim and Zhou \(2002\)](#), [Lim \(2004\)](#) and [Shen \(2015\)](#). Otherwise, a trivial strategy that puts all the wealth into the risk-free asset, can dominate any other admissible strategy. The MV problem is said to be feasible for $c \geq x_0 e^{\int_0^T r_s ds}$ if there exists a $u(\cdot) \in \mathcal{U}$ which satisfies $\mathbb{E}[X_T] = c$. Note that $r_t > 0$ is deterministic and $\mathbb{E}[\int_0^T V_t dt] > 0$. It is then clear that the feasibility of our problem is guaranteed for any $c \geq x_0 e^{\int_0^T r_s ds}$ by a slight modification to the proof in [Lim \(2004, Proposition 6.1\)](#).

Problem (3.2) has a constraint. It is well-known that it is equivalent to the following max-min problem, by [Luenberger \(1968\)](#).

$$\begin{cases} \max_{\eta \in \mathbb{R}} \min_{u(\cdot) \in \mathcal{U}} J(x_0; u(\cdot)) = \mathbb{E}[(X_T - (c - \eta))^2] - \eta^2, \\ (X(\cdot), u(\cdot)) \text{ satisfy (3.1)}. \end{cases} \quad (3.3)$$

Let $\zeta = c - \eta$ and consider the inner Problem (3.4) of (3.3) first.

$$\begin{cases} \min_{u(\cdot) \in \mathcal{U}} J(x_0; u(\cdot)) = \mathbb{E}[(X_T - \zeta)^2] - \eta^2, \\ (X(\cdot), u(\cdot)) \text{ satisfy (3.1)}. \end{cases} \quad (3.4)$$

²There are several equivalent formulations.

4 Optimal investment strategy

To solve Problem (3.4), we introduce a new probability measure $\tilde{\mathbb{P}}$ together with $\tilde{W}_{1t} \triangleq W_{1t} + 2\theta \int_0^t \sqrt{V_s} ds$ as the new Brownian motion by Girsanov theorem and Assumption 2.4. Under $\tilde{\mathbb{P}}$,

$$V_t = V_0 + \int_0^t K(t-s)(\kappa\phi - \lambda V_s) ds + \int_0^t K(t-s)\sigma\sqrt{V_s} d\tilde{B}_s, \quad (4.1)$$

with $\lambda = \kappa + 2\theta\rho\sigma$ and $d\tilde{B}_s = \rho d\tilde{W}_{1s} + \sqrt{1 - \rho^2} dW_{2s}$.

Denote $\tilde{\mathbb{E}}[\cdot]$ and $\tilde{\mathbb{E}}[\cdot|\mathcal{F}_t]$ as the $\tilde{\mathbb{P}}$ -expectation and conditional $\tilde{\mathbb{P}}$ -expectation, respectively. The forward variance under $\tilde{\mathbb{P}}$ is the conditional $\tilde{\mathbb{P}}$ -expected variance, that is, $\tilde{\mathbb{E}}[V_s|\mathcal{F}_t] \triangleq \xi_t(s)$. Keller-Ressel et al. (2018, Proposition 3.2) proves the following identity by an application of Abi Jaber et al. (2017, Lemma 4.2).

$$\xi_t(s) = \tilde{\mathbb{E}}[V_s|\mathcal{F}_t] = \xi_0(s) + \int_0^t \frac{1}{\lambda} R_\lambda(s-u)\sigma\sqrt{V_u} d\tilde{B}_u, \quad (4.2)$$

where

$$\xi_0(s) = \left(1 - \int_0^s R_\lambda(u) du\right) V_0 + \frac{\kappa\phi}{\lambda} \int_0^s R_\lambda(u) du, \quad (4.3)$$

and R_λ is the resolvent of λK such that

$$\lambda K * R_\lambda = R_\lambda * (\lambda K) = \lambda K - R_\lambda. \quad (4.4)$$

If $\lambda = 0$, interpret $R_\lambda/\lambda = K$ and $R_\lambda = 0$.

Consider the stochastic process,

$$M_t = 2 \exp \left[\int_t^T (2r_s - \theta^2 \xi_t(s) + \frac{(1 - 2\rho^2)\sigma^2}{2} \psi^2(T-s)\xi_t(s)) ds \right], \quad (4.5)$$

where

$$\psi(t) = \int_0^t K(t-s) \left[\frac{(1 - 2\rho^2)\sigma^2}{2} \psi^2(s) - \lambda\psi(s) - \theta^2 \right] ds, \quad \psi(0) = 0. \quad (4.6)$$

Existence and uniqueness of the solution to (4.6) are given in Lemma A.4.

M is a crucial process that enables us to apply the completing the square technique in Theorem 4.2, like Lim and Zhou (2002), Lim (2004), and Shen (2015). Heuristically speaking, non-Markovian and non-semimartingale characteristics in Volterra Heston model are overcome by considering M . We have the following result about M .

Theorem 4.1. *Assume (4.6) has a unique continuous solution on $[0, T]$, then M satisfies the following properties:*

- (1). M_t is essentially bounded and $0 < M_t < 2e^{2\int_t^T r_s ds}$, \mathbb{P} -a.s., a.e. $t \in [0, T)$. $M_T = 2$;

(2). Apply Itô's lemma to M on t , then

$$dM_t = [-2r_t + \theta^2 V_t] M_t dt + [2\theta \sqrt{V_t} U_{1t} + \frac{U_{1t}^2}{M_t}] dt + U_{1t} dW_{1t} + U_{2t} dW_{2t}, \quad (4.7)$$

where

$$U_{1t} = \rho \sigma M_t \sqrt{V_t} \psi(T-t), \quad (4.8)$$

$$U_{2t} = \sqrt{1-\rho^2} \sigma M_t \sqrt{V_t} \psi(T-t). \quad (4.9)$$

(3).

$$M_0 = 2 \exp \left[\int_0^T 2r_s ds + \kappa \phi \int_0^T \psi(s) ds + V_0 \int_0^T \left[\frac{(1-2\rho^2)\sigma^2}{2} \psi^2(s) - \lambda \psi(s) - \theta^2 \right] ds \right]. \quad (4.10)$$

Furthermore, for fractional kernel $K(t) = \frac{t^{\alpha-1}}{\Gamma(\alpha)}$, denote the fractional integral as $I^\alpha \psi(t) = K * \psi(t)$. Then

$$M_0 = 2 \exp \left[\int_0^T 2r_s ds + \kappa \phi I^1 \psi(T) + V_0 I^{1-\alpha} \psi(T) \right]. \quad (4.11)$$

(4). $\mathbb{E} \left[\left(\int_0^T U_{ii}^2 dt \right)^{p/2} \right] < \infty$ for $p \geq 1$, $i = 1, 2$.

Proof. Property (1).

It is straightforward to see $M_t > 0$ in (4.5). As for the upper bound, if $1 - 2\rho^2 = 0$, note forward variance $\xi_t(s) > 0$ since it is conditional expectation of variance V , then $M_t < 2e^{2 \int_t^T r_s ds}$. If $1 - 2\rho^2 \neq 0$, we claim

$$M_t^{1-2\rho^2} = 2^{1-2\rho^2} \exp \left[2(1-2\rho^2) \int_t^T r_s ds \right] \tilde{\mathbb{E}} \left[\exp \left(-\theta^2(1-2\rho^2) \int_t^T V_s ds \right) \middle| \mathcal{F}_t \right]. \quad (4.12)$$

It is equivalent to show

$$\begin{aligned} & \tilde{\mathbb{E}} \left[\exp \left(-\theta^2(1-2\rho^2) \int_t^T V_s ds \right) \middle| \mathcal{F}_t \right] \\ &= \exp \left[\int_t^T \left(-(1-2\rho^2)\theta^2 \xi_t(s) + \frac{(1-2\rho^2)^2 \sigma^2}{2} \psi^2(T-s) \xi_t(s) \right) ds \right]. \end{aligned} \quad (4.13)$$

Denote $\tilde{\psi} = (1-2\rho^2)\psi$. Then $\tilde{\psi}$ satisfies

$$\tilde{\psi} = K * \left(\frac{\sigma^2}{2} \tilde{\psi}^2 - \lambda \tilde{\psi} - (1-2\rho^2)\theta^2 \right). \quad (4.14)$$

Therefore, (4.13) holds by [Abi Jaber et al. \(2017, Theorem 4.3\)](#) applying to $\tilde{\psi}$. The martingale assumption in this Theorem 4.3 is verified by Lemma 7.3 in [Abi Jaber et al. \(2017\)](#).

If $1 - 2\rho^2 > 0$, then $\tilde{\mathbb{E}}\left[\exp\left(-\theta^2(1 - 2\rho^2)\int_t^T V_s ds\right)\middle|\mathcal{F}_t\right] < 1$, which implies $M_t < 2e^{2\int_t^T r_s ds}$. $1 - 2\rho^2 < 0$ can be discussed similarly. Property (1) is proved.

Property (2).

Denote $M_t = 2e^{Z_t}$ in (4.5) with proper Z_t . From (4.2), apply Itô's lemma to $\xi_t(s)$ on time t and get

$$d\xi_t(s) = \frac{1}{\lambda}R_\lambda(s-t)\sigma\sqrt{V_t}d\tilde{B}_t. \quad (4.15)$$

Then

$$\begin{aligned} dZ_t &= \left[-2r_t + \theta^2 V_t - \frac{(1-2\rho^2)\sigma^2}{2}\psi^2(T-t)V_t\right]dt \\ &\quad - \theta^2 \int_t^T \frac{1}{\lambda}R_\lambda(s-t)\sigma\sqrt{V_t}d\tilde{B}_t ds + \frac{(1-2\rho^2)\sigma^2}{2} \int_t^T \psi^2(T-s)\frac{1}{\lambda}R_\lambda(s-t)\sigma\sqrt{V_t}d\tilde{B}_t ds \\ &= \left[-2r_t + \theta^2 V_t - \frac{(1-2\rho^2)\sigma^2}{2}\psi^2(T-t)V_t\right]dt \\ &\quad - \theta^2 \int_t^T \sigma\frac{1}{\lambda}R_\lambda(s-t)ds\sqrt{V_t}d\tilde{B}_t + \frac{(1-2\rho^2)\sigma^2}{2} \int_t^T \sigma\psi^2(T-s)\frac{1}{\lambda}R_\lambda(s-t)ds\sqrt{V_t}d\tilde{B}_t. \end{aligned}$$

The second equality is guaranteed by the stochastic Fubini theorem, see [Veraar \(2012\)](#).

For notation simplicity, denote

$$U_{1t} = \sigma\rho M_t\sqrt{V_t} \int_t^T \left[\frac{(1-2\rho^2)\sigma^2}{2}\psi^2(T-s) - \theta^2\right]\frac{1}{\lambda}R_\lambda(s-t)ds, \quad (4.16)$$

$$U_{2t} = \sigma\sqrt{1-\rho^2}M_t\sqrt{V_t} \int_t^T \left[\frac{(1-2\rho^2)\sigma^2}{2}\psi^2(T-s) - \theta^2\right]\frac{1}{\lambda}R_\lambda(s-t)ds. \quad (4.17)$$

To match (4.16)-(4.17) with (4.8) - (4.9), we show

$$\int_t^T \left[\frac{(1-2\rho^2)\sigma^2}{2}\psi^2(T-s) - \theta^2\right]\frac{1}{\lambda}R_\lambda(s-t)ds = \psi(T-t). \quad (4.18)$$

Since

$$\begin{aligned} &\int_t^T \left[\frac{(1-2\rho^2)\sigma^2}{2}\psi^2(T-s) - \theta^2\right]\frac{1}{\lambda}R_\lambda(s-t)ds \\ &= \int_0^{T-t} \left[\frac{(1-2\rho^2)\sigma^2}{2}\psi^2(T-t-s) - \theta^2\right]\frac{1}{\lambda}R_\lambda(s)ds \\ &= \left[\frac{(1-2\rho^2)\sigma^2}{2}\psi^2 - \theta^2\right] * \frac{1}{\lambda}R_\lambda(T-t), \end{aligned}$$

then

$$\begin{aligned}
& \int_t^T \left[\frac{(1-2\rho^2)\sigma^2}{2} \psi^2(T-s) - \theta^2 \right] \frac{1}{\lambda} R_\lambda(s-t) ds - \psi(T-t) \\
&= \left[\frac{(1-2\rho^2)\sigma^2}{2} \psi^2 - \theta^2 \right] * \frac{1}{\lambda} R_\lambda(T-t) - K * \left[\frac{(1-2\rho^2)\sigma^2}{2} \psi^2 - \lambda\psi - \theta^2 \right] (T-t) \\
&= \left[\frac{(1-2\rho^2)\sigma^2}{2} \psi^2 - \theta^2 \right] * \left[\frac{1}{\lambda} R_\lambda - K \right] (T-t) + \lambda K * \psi(T-t) \\
&= -R_\lambda * K * \left[\frac{(1-2\rho^2)\sigma^2}{2} \psi^2 - \theta^2 \right] (T-t) + \lambda K * \psi(T-t).
\end{aligned}$$

Use (4.6), we have

$$R_\lambda * \psi = R_\lambda * K * \left[\frac{(1-2\rho^2)\sigma^2}{2} \psi^2 - \lambda\psi - \theta^2 \right]. \quad (4.19)$$

Consequently,

$$\begin{aligned}
& -R_\lambda * K * \left[\frac{(1-2\rho^2)\sigma^2}{2} \psi^2 - \theta^2 \right] (T-t) + \lambda K * \psi(T-t) \\
&= [\lambda K - R_\lambda - \lambda K * R_\lambda] * \psi(T-t) = 0.
\end{aligned}$$

Therefore,

$$\begin{aligned}
dM_t &= M_t dZ_t + \frac{1}{2} M_t dZ_t dZ_t \\
&= M_t \left[-2r_t + \theta^2 V_t - \frac{(1-2\rho^2)\sigma^2}{2} \psi^2(T-t) V_t \right] dt + \frac{U_{1t}^2 + U_{2t}^2}{2M_t} dt \\
&\quad + U_{1t} d\tilde{W}_{1t} + U_{2t} dW_{2t} \\
&= \left[-2r_t + \theta^2 V_t \right] M_t dt + \left[2\theta \sqrt{V_t} U_{1t} + \frac{U_{1t}^2}{M_t} \right] dt + U_{1t} dW_{1t} + U_{2t} dW_{2t}.
\end{aligned}$$

Property (3).

Proof of the property of Y_t in [Abi Jaber et al. \(2017, Theorem 4.3\)](#) indicates

$$\begin{aligned}
& \int_0^T \left[-\theta^2 \xi_0(s) + \frac{(1-2\rho^2)\sigma^2}{2} \psi^2(T-s) \xi_0(s) \right] ds \\
&= \int_0^T \left[-\theta^2 V_0 + (\kappa\phi - \lambda V_0) \psi(s) + \frac{(1-2\rho^2)\sigma^2}{2} \psi^2(s) V_0 \right] ds.
\end{aligned}$$

With integration by parts, it can be shown that, under fractional kernel,

$$\int_0^T \left[-\theta^2 - \lambda\psi(s) + \frac{(1-2\rho^2)\sigma^2}{2} \psi^2(s) \right] ds = I^{1-\alpha} \psi(T). \quad (4.20)$$

We get the desired result.

Property (4).

Since $\psi(t)$ is continuous on $[0, T]$ and M_t is essentially bounded, by Assumption 2.4,

$$\mathbb{E}\left[\left(\int_0^T U_{it}^2 dt\right)^{p/2}\right] \leq C\mathbb{E}\left[\left(\int_0^T V_t dt\right)^{p/2}\right] \leq C\mathbb{E}\left[\exp\left(a\int_0^T V_t dt\right)\right] < \infty.$$

□

We are now ready to derive the optimal strategy and efficient frontier.

Theorem 4.2. *The optimal investment strategy for Problem (3.2) is*

$$u^*(t) = (\theta + \rho\sigma\psi(T-t))\sqrt{V_t}(\zeta^* e^{-\int_t^T r_s ds} - X_t^*), \quad (4.21)$$

where X_t^* is the optimal wealth process under u^* and $\zeta^* = c - \eta^*$ with

$$\eta^* = \frac{e^{-\int_0^T r_s ds} M_0 x_0 - e^{-\int_0^T 2r_s ds} M_0 c}{2 - e^{-\int_0^T 2r_s ds} M_0}. \quad (4.22)$$

Furthermore,

$$\text{Var}[X_T^*] = \frac{M_0}{2 - e^{-\int_0^T 2r_s ds} M_0} (ce^{-\int_0^T r_s ds} - x_0)^2. \quad (4.23)$$

Proof. First, we consider the inner problem (3.4) with an arbitrary $\zeta \in \mathbb{R}$. Denote $h_t = \zeta e^{-\int_t^T r_s ds}$. By Itô's lemma with property of M and completing the square, for any admissible strategy u ,

$$\begin{aligned} & d\frac{1}{2}M_t(X_t - h_t)^2 \\ &= \frac{1}{2}\left[(X_t - h_t)^2 M_t \theta^2 V_t + 2(X_t - h_t)^2 \theta \sqrt{V_t} U_{1t} + (X_t - h_t)^2 \frac{U_{1t}^2}{M_t} + 2M_t(X_t - h_t)\theta \sqrt{V_t} u_t \right. \\ &\quad \left. + 2(X_t - h_t)u_t U_{1t} + M_t u_t^2\right] dt \\ &\quad + \frac{1}{2}\left[(X_t - h_t)^2 U_{1t} + 2M_t(X_t - h_t)u_t\right] dW_{1t} + \frac{1}{2}(X_t - h_t)^2 U_{2t} dW_{2t} \\ &= \frac{1}{2}M_t \left[u_t + \left(\theta \sqrt{V_t} + \frac{U_{1t}}{M_t}\right)(X_t - h_t)\right]^2 dt \\ &\quad + \frac{1}{2}\left[(X_t - h_t)^2 U_{1t} + 2M_t(X_t - h_t)u_t\right] dW_{1t} + \frac{1}{2}(X_t - h_t)^2 U_{2t} dW_{2t}. \end{aligned}$$

Since M_t, h_t are bounded, $\mathbb{E}\left[\int_0^T U_{it}^2 dt\right] < \infty$ for $i = 1, 2$, u_t is admissible, and X_t has \mathbb{P} -a.s. continuous paths, then stochastic integrals

$$\int_0^t [(X_s - h_s)^2 U_{1s} + 2M_s(X_s - h_s)u_s] dW_{1s}, \quad \int_0^t (X_s - h_s)^2 U_{2s} dW_{2s}$$

are (\mathbb{F}, \mathbb{P}) -local martingales. There is an increasing localizing sequence of stopping times $\{\tau_k\}_{k=1,2,\dots}$ such that $\tau_k \uparrow T$ when $k \rightarrow \infty$. The local martingales stopped by $\{\tau_k\}_{k=1,2,\dots}$ are true martingales. Consequently,

$$\frac{1}{2}\mathbb{E}[M_{\tau_k}(X_{\tau_k} - h_{\tau_k})^2] = \frac{1}{2}M_0(x_0 - h_0)^2 + \frac{1}{2}\mathbb{E}\left[\int_0^{\tau_k} M_t\left(u_t + \left(\theta\sqrt{V_t} + \frac{U_{1t}}{M_t}\right)(X_t - h_t)\right)^2 dt\right]. \quad (4.24)$$

From (3.1), by Doob's maximal inequality and admissibility of $u(\cdot)$,

$$\mathbb{E}[X_{\tau_k}^2] \leq C\left[x_0^2 + \mathbb{E}\left[\left(\int_0^T |u_t\sqrt{V_t}|dt\right)^2\right] + \mathbb{E}\left[\int_0^T u_t^2 dt\right]\right] < \infty. \quad (4.25)$$

Then $M_{\tau_k}(X_{\tau_k} - h_{\tau_k})^2$ is dominated by a non-negative integrable random variable for all k . Sending k to infinity, by the dominated convergence theorem and the monotone convergence theorem, we derive

$$\mathbb{E}[(X_T - \zeta)^2] = \frac{1}{2}M_0(x_0 - h_0)^2 + \frac{1}{2}\mathbb{E}\left[\int_0^T M_t\left(u_t + \left(\theta\sqrt{V_t} + \frac{U_{1t}}{M_t}\right)(X_t - h_t)\right)^2 dt\right]. \quad (4.26)$$

Therefore, the cost functional $\mathbb{E}[(X_T - \zeta)^2]$ is minimized when

$$u_t = -\left(\theta\sqrt{V_t} + \frac{U_{1t}}{M_t}\right)(X_t - h_t). \quad (4.27)$$

Then $\mathbb{E}[(X_T - \zeta)^2] = \frac{1}{2}M_0(x_0 - h_0)^2$. To solve the outer maximization problem in (3.3), consider

$$J(x_0; u(\cdot)) = \frac{1}{2}M_0\left[x_0 - (c - \eta)e^{-\int_0^T r_s ds}\right]^2 - \eta^2. \quad (4.28)$$

The first and second order derivative are

$$\begin{aligned} \frac{\partial J}{\partial \eta} &= M_0\left[x_0 - (c - \eta)e^{-\int_0^T r_s ds}\right]e^{-\int_0^T r_s ds} - 2\eta, \\ \frac{\partial^2 J}{\partial \eta^2} &= M_0e^{-2\int_0^T r_s ds} - 2 < 0. \end{aligned}$$

Then the optimal value for η is given by (4.22), solved from $\frac{\partial J}{\partial \eta} = 0$. $\text{Var}[X_T^*]$ is obtained by direct simplification of $J(x_0; u(\cdot))$ with η^* . \square

It remains to verify the admissibility of u^* and the integrability of X^* . Theorem 4.3 is in the same spirit of Lim and Zhou (2002), Lim (2004) and Shen (2015).

Theorem 4.3. $u^*(\cdot)$ in (4.21) is admissible and X^* under $u^*(\cdot)$ satisfies

$$\mathbb{E}\left[\sup_{t \in [0, T]} |X_t^*|^p\right] < \infty, \quad (4.29)$$

for $p \geq 1$. Moreover,

$$\zeta^*e^{-\int_t^T r_s ds} - X_t^* \geq 0, \quad \mathbb{P} - \text{a.s., a.e. } t \in [0, T]. \quad (4.30)$$

Proof. Denote $A_t \triangleq \theta + \rho\sigma\psi(T-t)$. The wealth process under u^* is given by

$$\begin{cases} dX_t^* &= [r_t X_t^* + \theta A_t V_t (\zeta^* e^{-\int_t^T r_s ds} - X_t^*)] dt + A_t \sqrt{V_t} (\zeta^* e^{-\int_t^T r_s ds} - X_t^*) dW_{1t}, \\ X_0^* &= x_0. \end{cases} \quad (4.31)$$

To give a solution to X^* , define Y_t satisfying

$$\begin{cases} dY_t &= -r_t Y_t dt - \theta \sqrt{V_t} Y_t dW_{1t} + Y_t \sqrt{1 - \rho^2} \sigma \psi(T-t) \sqrt{V_t} dW_{2t}, \\ Y_0 &= M_0 (\zeta^* e^{-\int_0^T r_s ds} - x_0). \end{cases} \quad (4.32)$$

The unique solution of Y_t is given by

$$\begin{aligned} Y_t = Y_0 \exp &\left[-\frac{1}{2} \int_0^t (2r_s + \theta^2 V_s + (1 - \rho^2) \sigma^2 \psi^2(T-s) V_s) ds - \int_0^t \theta \sqrt{V_s} dW_{1s} \right. \\ &\left. + \int_0^t \sqrt{1 - \rho^2} \sigma \psi(T-s) \sqrt{V_s} dW_{2s} \right]. \end{aligned}$$

Itô's lemma yields

$$X_t^* = \zeta^* e^{-\int_t^T r_s ds} - \frac{Y_t}{M_t} \quad (4.33)$$

is the unique solution of wealth process. Indeed,

$$d \frac{Y_t}{M_t} = \left[r_t \frac{Y_t}{M_t} - \theta A_t V_t \frac{Y_t}{M_t} \right] dt - A_t \sqrt{V_t} \frac{Y_t}{M_t} dW_{1t}. \quad (4.34)$$

Furthermore, $\frac{Y_t}{M_t} = \frac{Y_0}{M_0} \Phi(t)$, where

$$\Phi(t) \triangleq \exp \left[\int_0^t \left[r_s - \left(\theta A_s + \frac{A_s^2}{2} \right) V_s \right] ds - \int_0^t A_s \sqrt{V_s} dW_{1s} \right].$$

Since $Y_t/M_t \geq 0$, (4.30) follows from (4.33).

For (4.29), note that by Doob's maximal inequality and Assumption 2.4,

$$\begin{aligned} &\mathbb{E} \left[\sup_{t \in [0, T]} |\Phi(t)|^p \right] \\ &\leq C \mathbb{E} \left[\sup_{t \in [0, T]} \left| e^{-\int_0^t \theta A_s V_s ds} \right|^{2p} \right] + C \mathbb{E} \left[\sup_{t \in [0, T]} \left| \exp \left(-\int_0^t \frac{A_s^2}{2} V_s ds - \int_0^t A_s \sqrt{V_s} dW_{1s} \right) \right|^{2p} \right] \\ &\leq C \mathbb{E} \left[e^{2p \int_0^T |\theta A_s| V_s ds} \right] + C \mathbb{E} \left[\exp \left(-\int_0^T p A_s^2 V_s ds - \int_0^T 2p A_s \sqrt{V_s} dW_{1s} \right) \right]. \end{aligned}$$

The first term is finite by Assumption 2.4. The second term is also finite. In fact, by Hölder's inequality and Assumption 2.4,

$$\begin{aligned} & \mathbb{E} \left[\exp \left(- \int_0^T p A_s^2 V_s ds - \int_0^T 2p A_s \sqrt{V_s} dW_{1s} \right) \right] \\ & \leq \left\{ \mathbb{E} \left[e^{(8p^2-2p) \int_0^T A_s^2 V_s ds} \right] \right\}^{1/2} \left\{ \mathbb{E} \left[\exp \left(- 8p^2 \int_0^T A_s^2 V_s ds - 4p \int_0^T A_s \sqrt{V_s} dW_{1s} \right) \right] \right\}^{1/2} \\ & < \infty. \end{aligned}$$

$\mathbb{E} \left[\sup_{t \in [0, T]} |X_t^*|^p \right] < \infty$ is proved. As for admissibility of u^* , u^* is \mathbb{F} -adapted at first. For integrability, we have

$$\begin{aligned} & \mathbb{E} \left[\left(\int_0^T |\sqrt{V_t} u_t^*| dt \right)^2 \right] \leq C \mathbb{E} \left[\left(\int_0^T |A_t V_t \Phi(t)| dt \right)^2 \right] \\ & \leq C \mathbb{E} \left[\sup_{t \in [0, T]} \Phi^2(t) \left(\int_0^T V_t dt \right)^2 \right] \leq C \mathbb{E} \left[\sup_{t \in [0, T]} \Phi^4(t) \right] + C \mathbb{E} \left[\left(\int_0^T V_t dt \right)^4 \right] \\ & \leq C \mathbb{E} \left[\sup_{t \in [0, T]} \Phi^4(t) \right] + C \mathbb{E} \left[\exp \left(a \int_0^T V_t dt \right) \right] < \infty, \end{aligned}$$

and

$$\begin{aligned} & \mathbb{E} \left[\int_0^T |u_t^*|^2 dt \right] \leq C \mathbb{E} \left[\int_0^T A_t^2 V_t \Phi^2(t) dt \right] \\ & \leq C \mathbb{E} \left[\sup_{t \in [0, T]} \Phi^2(t) \int_0^T V_t dt \right] \leq C \mathbb{E} \left[\sup_{t \in [0, T]} \Phi^4(t) \right] + C \mathbb{E} \left[\left(\int_0^T V_t dt \right)^2 \right] \\ & \leq C \mathbb{E} \left[\sup_{t \in [0, T]} \Phi^4(t) \right] + C \mathbb{E} \left[\exp \left(a \int_0^T V_t dt \right) \right] < \infty. \end{aligned}$$

□

If we let kernel $K = \text{id}$, then the Volterra Heston model (2.6) reduces to the classical Heston (1993) model. Our results in Theorem 4.2 and Theorem 4.3 indicate that u^* in (4.21) is optimal even under a general filtration \mathbb{F} . It extends the result in Shen and Zeng (2015) where the filtration is chosen as the Brownian filtration.

5 Numerical studies

In this section, we restrict ourself to the case with $K(t) = \frac{t^{\alpha-1}}{\Gamma(\alpha)}$ for the rough Heston model in El Euch and Rosenbaum (2019). We will examine the effect of α on the optimal investment strategy and efficient frontier.

The first step is to solve Riccati-Volterra equation (4.6) numerically. We follow El Euch and Rosenbaum (2019) to employ the fractional Adams method in Diethelm et al. (2002) and Diethelm et al. (2004). The convergence of this numerical method is given in Li and Tao (2009). Readers may refer to El Euch and Rosenbaum (2019, Section 5.1) for more details about the procedure.

In Figure 1, ψ decreases when α becomes smaller under certain specific parameters, close to the calibration result in El Euch and Rosenbaum (2019) with one extra risk premium parameter θ . Figure 1 also confirms the claim that $\psi \leq 0$ when $1 - 2\rho^2 > 0$.

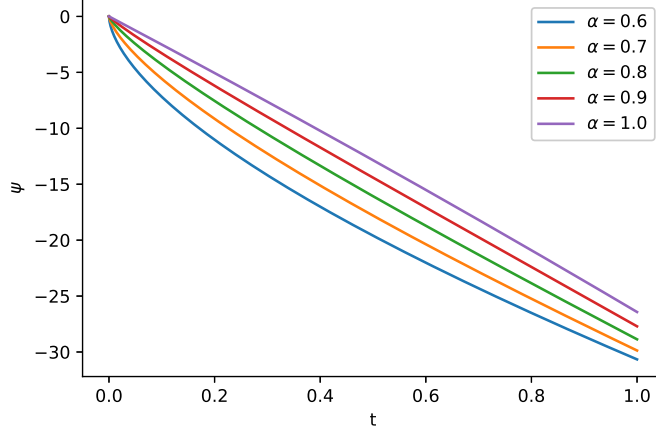


Figure 1: Plot of ψ under different α . Other parameters are as follows. Volatility of volatility $\sigma = 0.03$, mean-reversion speed $\kappa = 0.1$, risk premium parameter $\theta = 5$, correlation $\rho = -0.7$, and time horizon $T = 1$.

Figures 2a and 2b show the optimal investment strategy u^* . We make use of the open-source Python package **differint**³ to calculate fractional integrals $I^{1-\alpha}$ and I^1 in (4.11). Interestingly, the effect of α on u^* is influenced by σ significantly. It can be explained using (4.21). Since correlation ρ between stock and volatility is usually negative due to the leverage effect in equity market, $\theta + \rho\sigma\psi(T-t)$ will increase if α decreases, based on Figure 1. On the other hand, $\zeta^*e^{-\int_t^T r_s ds} - X_t^* \geq 0$ by Theorem 4.3. Note

$$\zeta^* = c - \eta^* = \frac{2c - e^{-\int_0^T r_s ds} M_0 x_0}{2 - e^{-\int_0^T 2r_s ds} M_0}. \quad (5.1)$$

One can expect M_0 in (4.11) is an increasing function on α since ψ is negative. Then ζ^* will be smaller if α is smaller, under proper parameters. Therefore, $\zeta^*e^{-\int_t^T r_s ds} - X_t^*$ and $\theta + \rho\sigma\psi(T-t)$ move towards different directions when α is decreasing. If σ is small,

³Available at <https://github.com/differint/differint>

$\zeta^* e^{-\int_t^T r_s ds} - X_t^*$ will dominate $\theta + \rho\sigma\psi(T-t)$ and it is the case in Figure 2a, where u^* is decreasing when α becomes smaller. If σ is relatively large, $\theta + \rho\sigma\psi(T-t)$ will dominate $\zeta^* e^{-\int_t^T r_s ds} - X_t^*$. Figure 2b shows this situation. u^* increases when α becomes smaller. We emphasize that the analysis above holds under the parameter setting detailed in figure descriptions. The relationship between u^* and α is complicated and often affected by other parameters. Conclusion may vary if different parameter values are chosen.

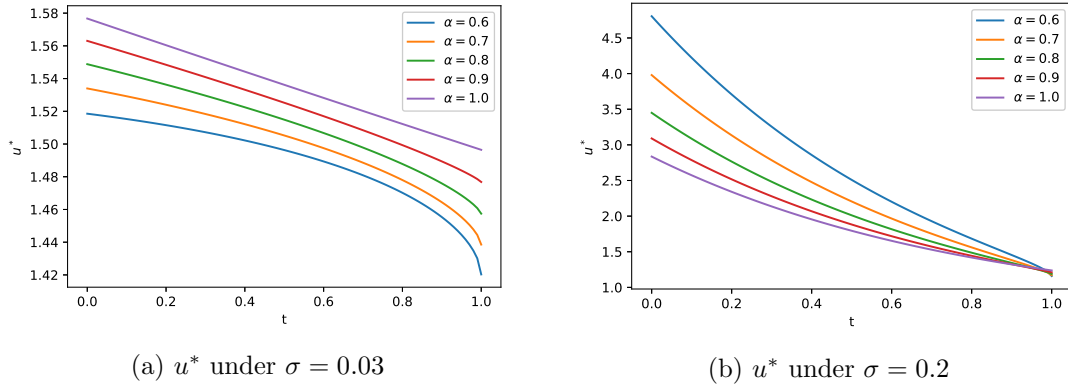


Figure 2: Optimal strategy u^* with $\alpha = 0.6, 0.7, 0.8, 0.9, 1.0$. In both subplots, we set initial wealth $x_0 = 1$, risk-free rate $r = 0.03$, initial variance $V_0 = 0.04$, long-term mean level $\phi = 0.3$, and expected terminal wealth $c = 1 + x_0 e^{rT}$. For simplicity, we set $V_t = 0.05$ and $X_t^* = 1$ for all time $t \in [0, T]$. Other parameters are the same as Figure 1, namely, $\kappa = 0.1$, $\theta = 5$, $\rho = -0.7$ and $T = 1$. Figures 2a and 2b only differ in the volatility of volatility σ .

Recently, Glasserman and He (2019) propose to buy the roughest stocks and sell the smoothest stocks. They consider multiple assets and their method is somewhat model-free. Although we consider a single risky asset with a specific model, it is still interesting to compare their results with ours. Note that stock is rougher for a smaller α . Figures 2a and 2b indicate that α is not the only factor that determines the investment amount on stocks. Glasserman and He (2019)'s idea is consistent with Figure 2b where u^* is larger if α is smaller. However, inconsistency occurs in Figure 2a. Indeed, if we use VVIX index as a proxy of volatility of volatility, we find large values of VVIX index in Year 2007, 2008, 2010, 2015 from Figure 3. Strategy in Glasserman and He (2019) performs better in Year 2005, 2007, 2008, 2010, 2014 than other years, shown in Glasserman and He (2019, Figure 3). This consistency suggests that volatility of volatility may be also important when roughness of stocks is considered. It is interesting to test the performance of strategy based on roughness and volatility of volatility together in a future empirical work.

In Figures 4a and 4b, the efficient frontier is shown for different α and expected wealth level c . Their relationship is clear and the variance of the optimal wealth is reduced if

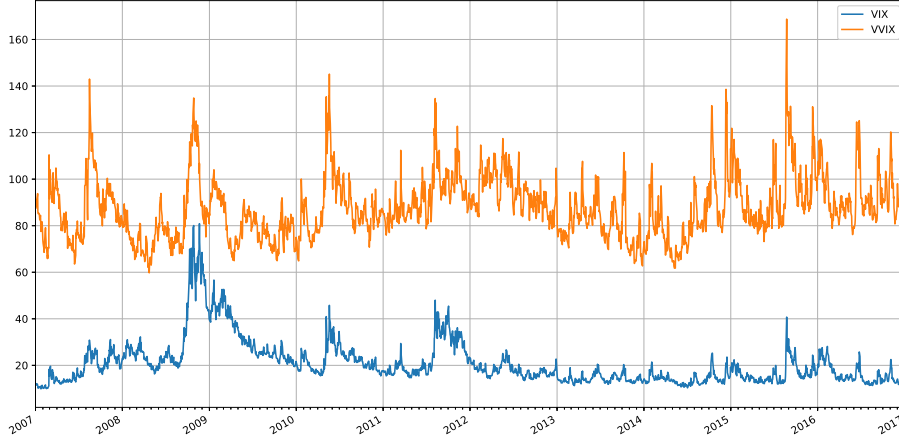
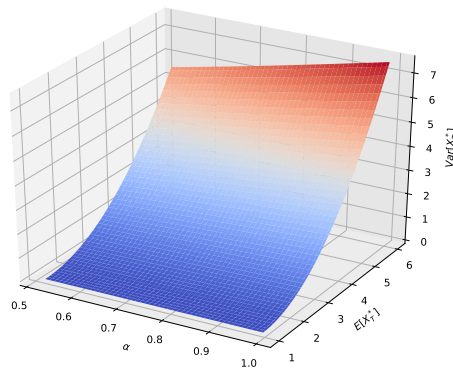
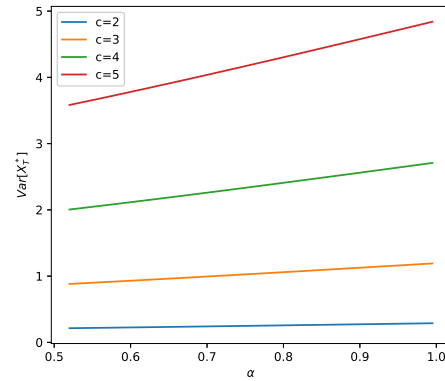


Figure 3: VIX and VVIX time series from Year 2007 (inclusive) to 2017 (exclusive). Data downloaded from Yahoo! Finance.



(a) Efficient frontier



(b) $\text{Var}[X_T^*]$ under different expected value c

Figure 4: Plot of efficient frontier. Roughness parameter $\alpha \in [0.52, 1]$ and expected terminal value $c \in [x_0 e^{rT}, 5 + x_0 e^{rT}]$, with other parameters the same as Figure 2a. We set $\sigma = 0.03$.

α decreases, since M_0 decreases when α decreases and $\text{Var}[X_T^*]$ in (4.23) is an increasing function on M_0 .

6 Conclusion

We revisit the celebrated Markowitz's mean-variance portfolio selection problem under a rough stochastic environment, specifically through the Volterra Heston model. By deriving the optimal strategy and efficient frontier, we further investigate the effect of roughness on

them.

There are many possible directions to generalize our results. Natural considerations are utility maximization and time-inconsistency for MV criterion. In addition to these possibilities, we have already included model ambiguity with rough volatility in our research agenda.

A Solutions of Riccati-Volterra equations

For the existence and uniqueness of the solution to a Riccati-Volterra equation, we first rephrase the following result from the recent monograph Brunner (2017) with more general assumptions. The underlying idea of proof is Picard iteration.

Theorem A.1. *Suppose kernel $K(\cdot)$ is bounded or is the fractional kernel with $\alpha \in (0, 1)$. Let c_0, c_1, c_2 be constant. Then there exists $\delta > 0$ such that*

$$f(t) = \int_0^t K(t-s)[c_0 + c_1 f(s) + c_2 f^2(s)] ds, \quad f(0) = 0, \quad (\text{A.1})$$

has a unique continuous solution f on $[0, \delta]$.

Proof. Note that quadratic function is locally Lipschitz, then according Theorem 3.1.2 and Theorem 3.1.4 in Brunner (2017), the claim holds. \square

However, δ in Theorem A.1 is not explicit. Tighter results exist if more assumptions are imposed.

We investigate $g(a, t)$ in (2.8) first. Based on Gatheral and Keller-Ressel (2018, Theorem A.5), we have

Lemma A.2. *Suppose $\kappa^2 - 2a\sigma^2 > 0$. Then (2.8) has a unique global solution. Moreover,*

$$0 < g(a, t) \leq r_2(t) < w_*, \quad \forall t > 0, \quad (\text{A.2})$$

where $w_* \triangleq \frac{\kappa - \sqrt{\kappa^2 - 2a\sigma^2}}{\sigma^2}$ and $r_2(t) \triangleq Q_2^{-1}(\int_0^t K(s) ds)$, that is, the inverse function of Q_2 , given by

$$Q_2(w) = \int_0^w \frac{du}{a - \kappa u + \frac{\sigma^2}{2} u^2}. \quad (\text{A.3})$$

Proof. To apply the result in Gatheral and Keller-Ressel (2018, Theorem A.5), we define

$$H(w) = a - \kappa w + \frac{\sigma^2}{2} w^2.$$

Then $H(w)$ satisfies Assumption A.1 in Gatheral and Keller-Ressel (2018) with $w_{max} \triangleq \frac{\kappa}{\sigma^2}$ and w_* defined above. The claim follows from Gatheral and Keller-Ressel (2018, Theorem A.5 (c)) with $a(t) \equiv 0$ in their theorem. \square

For the specific fractional kernel $K(t) = \frac{t^{\alpha-1}}{\Gamma(\alpha)}$, [El Euch and Rosenbaum \(2018, Theorem 3.2\)](#) obtains the following tighter results and the proof is based on the scaling limits of Hawkes processes.

Lemma A.3. *If $K(t) = \frac{t^{\alpha-1}}{\Gamma(\alpha)}$, then $g(a, t)$ in (2.8) satisfies*

$$g(a, t) \leq \frac{c}{\sigma^2} \left[\kappa + \frac{t^{-\alpha}}{\Gamma(1-\alpha)} + \sigma \sqrt{a_0(t) - a} \right], \quad (\text{A.4})$$

with $a_0(t) = \frac{1}{2\sigma^2} \left[\kappa + \frac{t^{-\alpha}}{\Gamma(1-\alpha)} \right]^2$ and a constant $c > 0$. In other words, if $a < a_0(T)$, then Assumption 2.4 is satisfied.

Next, we study $\psi(\cdot)$ in (4.6). (4.6) has a unique continuous solution on some interval $[0, \delta]$ if conditions in Theorem A.1 are satisfied. Without Theorem A.1, we also have the following result.

Lemma A.4. (1). *If $1 - 2\rho^2 > 0$, then (4.6) has a unique global solution $\psi \in L_{loc}^2(\mathbb{R}_+, \mathbb{R})$ and $\psi < 0$ for $t > 0$.*

(2). *If $1 - 2\rho^2 = 0$, then (4.6) is linear and has a unique continuous solution on $[0, T]$.*

(3). *If $1 - 2\rho^2 < 0$, further assume $\lambda > 0$ and $\lambda^2 + 2(1 - 2\rho^2)\theta^2\sigma^2 > 0$. Then (4.6) has a unique global solution. Moreover,*

$$\frac{\bar{w}_*}{1 - 2\rho^2} < \frac{\bar{r}_2(t)}{1 - 2\rho^2} \leq \psi(t) < 0, \quad \forall t > 0, \quad (\text{A.5})$$

with $\bar{w}_* = \frac{\lambda - \sqrt{\lambda^2 + 2(1 - 2\rho^2)\theta^2\sigma^2}}{\sigma^2}$ and $\bar{r}_2(t) \triangleq \bar{Q}_2^{-1}(\int_0^t K(s)ds)$ where

$$\bar{Q}_2(w) = \int_0^w \frac{du}{\frac{\sigma^2}{2}u^2 - \lambda u - (1 - 2\rho^2)\theta^2}. \quad (\text{A.6})$$

Proof. Claim in (1) follows from [Abi Jaber et al. \(2017, Theorem 7.1\)](#). Claim in (2) is classical and can be found in [Brunner \(2017, Theorem 1.2.3\)](#). For (3), we consider $\tilde{\psi} = (1 - 2\rho^2)\psi$. Then $\tilde{\psi}$ satisfies

$$\tilde{\psi} = K * \left(\frac{\sigma^2}{2} \tilde{\psi}^2 - \lambda \tilde{\psi} - (1 - 2\rho^2)\theta^2 \right). \quad (\text{A.7})$$

Define

$$H(w) = \frac{\sigma^2}{2} w^2 - \lambda w - (1 - 2\rho^2)\theta^2. \quad (\text{A.8})$$

Then \bar{w}_* is the unique root of $H(w) = 0$ on $(-\infty, \bar{w}_{max}]$ with $\bar{w}_{max} = \frac{\lambda}{\sigma^2}$. $H(w)$ satisfies Assumption A.1 in [Gatheral and Keller-Ressel \(2018\)](#). Therefore, [Gatheral and Keller-Ressel \(2018, Theorem A.5 \(c\)\)](#) with $a(t) \equiv 0$ implies (A.7) has a unique global solution and

$$0 < \tilde{\psi}(t) \leq \bar{r}_2(t) < \bar{w}_*, \quad \forall t > 0. \quad (\text{A.9})$$

Note $\tilde{\psi} = (1 - 2\rho^2)\psi$. We get the result desired. \square

References

- Abi Jaber, E., Larsson, M., & Pulido, S. (2017). Affine Volterra processes. *arXiv preprint arXiv:1708.08796*. Forthcoming in *Annals of Applied Probability*.
- Bäuerle, N., & Desmettre, S. (2018). Portfolio optimization in fractional and rough Heston models. *arXiv preprint arXiv:1809.10716*.
- Brunner, H. (2017). *Volterra integral equations: an introduction to theory and applications* (Vol. 30). Cambridge University Press.
- Diethelm, K., Ford, N. J., & Freed, A. D. (2002). A predictor-corrector approach for the numerical solution of fractional differential equations. *Nonlinear Dynamics*, 29(1-4), 3-22.
- Diethelm, K., Ford, N. J., & Freed, A. D. (2004). Detailed error analysis for a fractional Adams method. *Numerical Algorithms*, 36(1), 31-52.
- El Euch, O., & Rosenbaum, M. (2019). The characteristic function of rough Heston models. *Mathematical Finance*, 29(1), 3-38.
- El Euch, O., & Rosenbaum, M. (2018). Perfect hedging in rough Heston models. *Annals of Applied Probability*, 28(6), 3813-3856.
- El Euch, O., Fukasawa, M., & Rosenbaum, M. (2018). The microstructural foundations of leverage effect and rough volatility. *Finance and Stochastics*, 22(2), 241-280.
- Fouque, J. P., & Hu, R. (2018). Optimal portfolio under fast mean-reverting fractional stochastic environment. *SIAM Journal on Financial Mathematics*, 9(2), 564-601.
- Fouque, J. P., & Hu, R. (2018). Optimal portfolio under fractional stochastic environment. *Mathematical Finance*, 1-38.
- Fukasawa, M. (2011). Asymptotic analysis for stochastic volatility: martingale expansion. *Finance and Stochastics*, 15(4), 635-654.
- Li, C., & Tao, C. (2009). On the fractional Adams method. *Computers and Mathematics with Applications*, 58(8), 1573-1588.
- Lim, A. E., & Zhou, X. Y. (2002). Mean-variance portfolio selection with random parameters in a complete market. *Mathematics of Operations Research*, 27(1), 101-120.
- Lim, A. E. (2004). Quadratic hedging and mean-variance portfolio selection with random parameters in an incomplete market. *Mathematics of Operations Research*, 29(1), 132-161.

- Gatheral, J., Jaisson, T., & Rosenbaum, M. (2018). Volatility is rough. *Quantitative Finance*, 18(6), 933-949.
- Gatheral, J., & Keller-Ressel, M. (2018). Affine forward variance models. *arXiv preprint arXiv:1801.06416*. Forthcoming in *Finance and Stochastics*.
- Gerhold, S., Gerstenecker, C., & Pinter, A. (2018). Moment explosions in the rough Heston model. *arXiv preprint arXiv:1801.09458*.
- Glasserman, P. & He, P. (2019). Buy rough, sell smooth. *Preprint available at SSRN: <https://ssrn.com/abstract=3301669>*
- Gripenberg, G., Londen, S. O., & Staffans, O. (1990). *Volterra integral and functional equations* (Vol. 34). Cambridge University Press.
- Guennoun, H., Jacquier, A., Roome, P., & Shi, F. (2018). Asymptotic behavior of the fractional Heston model. *SIAM Journal on Financial Mathematics*, 9(3), 1017-1045.
- Heston, S. L. (1993). A closed-form solution for options with stochastic volatility with applications to bond and currency options. *Review of Financial Studies*, 6(2), 327-343.
- Jeanblanc, M., Mania, M., Santacrose, M., & Schweizer, M. (2012). Mean-variance hedging via stochastic control and BSDEs for general semimartingales. *Annals of Applied Probability*, 22(6), 2388-2428.
- Keller-Ressel, M., Larsson, M., & Pulido, S. (2018). Affine rough models. *arXiv preprint arXiv:1812.08486*.
- Kraft, H. (2005). Optimal portfolios and Heston's stochastic volatility model: an explicit solution for power utility. *Quantitative Finance*, 5(3), 303-313.
- Luenberger, D. G. (1968). *Optimization by vector space methods*. John Wiley and Sons.
- Revuz, D., & Yor, M. (1999). *Continuous martingales and Brownian motion* (Vol. 293). Springer Science and Business Media.
- Shen, Y. (2015). Mean-variance portfolio selection in a complete market with unbounded random coefficients. *Automatica*, 55, 165-175.
- Shen, Y., & Zeng, Y. (2015). Optimal investment-reinsurance strategy for mean-variance insurers with square-root factor process. *Insurance: Mathematics and Economics*, 62, 118-137.
- Veraar, M. (2012). The stochastic Fubini theorem revisited. *Stochastics*, 84(4), 543-551.
- Yong, J., & Zhou, X. Y. (1999). *Stochastic controls: Hamiltonian systems and HJB equations* (Vol. 43). Springer Science and Business Media.

Zeng, X., & Taksar, M. (2013). A stochastic volatility model and optimal portfolio selection. *Quantitative Finance*, 13(10), 1547-1558.

Zhou, X. Y., & Li, D. (2000). Continuous-time mean-variance portfolio selection: a stochastic LQ framework. *Applied Mathematics and Optimization*, 42(1), 19-33.