

# Associated Quarkonium Hadroproduction at High-Energy Colliders

Nodoka YAMANAKA<sup>1</sup>, Jean-Philippe LANSBERG<sup>1</sup>, Hua-Sheng SHAO<sup>2</sup>, and Yu-Jie ZHANG<sup>3</sup>

<sup>1</sup>*IPNO, CNRS-IN2P3, Univ. Paris-Sud, Université Paris-Saclay, 91406 Orsay Cedex, France*

<sup>2</sup>*Laboratoire de Physique Théorique et Hautes Energies (LPTHE), UMR 7589, Sorbonne Université et CNRS, 4 place Jussieu, 75252 Paris Cedex 05, France*

<sup>3</sup>*Beijing Key Laboratory of Advanced Nuclear Energy Materials and Physics, and School of Physics, Beihang University, Beijing 100191, China*

*E-mail: yamanaka@ipno.in2p3.fr*

(Received April 27, 2019)

Quarkonium production in proton-proton collision is interesting in profiling the partons inside the nucleon. Recently, the impact of double parton scatterings (DPSs) was suggested by experimental data of associated quarkonium production ( $J/\psi + Z$ ,  $J/\psi + W$ , and  $J/\psi + J/\psi$ ) at the LHC and Tevatron, in addition to single parton scatterings (SPSs). In this proceedings contribution, we review the extraction of the effective parameter of the DPS ( $\sigma_{\text{eff}}$ ) through the evaluation of the SPS contributions under quark-hadron duality.

**KEYWORDS:** Nucleon structure, double parton scattering, quarkonia

## 1. Introduction

The prime motivation to study quarkonium production is to unveil novel nonperturbative and perturbative features of QCD [1–4]. In this context, an interesting class of processes is that of the associated quarkonium production, which is being studied to probe double parton scatterings (DPS) [5–7] and even triple parton scatterings [8]. A representative case is di- $J/\psi$  production, which was measured in many experiments (NA3 [9], D0 [10], CMS [11], ATLAS [12], and LHCb [13, 14]), and was studied in many theoretical works [15–18]. Recently, experimental data of associated production with vector bosons were released by the ATLAS Collaboration ( $J/\psi + W$  [19] and  $J/\psi + Z$  [20]). The single parton scattering (SPS) contributions to these processes were theoretically computed in NRQCD [21–26], and the predictions have difficulties in explaining the yields in several regions of the phase space. This proceedings contribution summarizes the results of the calculations of the SPS of  $J/\psi + W$ ,  $J/\psi + Z$ , and  $J/\psi + J/\psi$  [18, 27–29] production in the color evaporation model (CEM) which provides us indirect informations about the DPS.

## 2. The double parton scattering

Let us parametrize the DPS. If we assume two uncorrelated parton scatterings, the DPS cross section can be written as

$$\sigma_{\text{DPS}}(A + B) = \frac{1}{1 + \delta_{AB}} \frac{\sigma(A)\sigma(B)}{\sigma_{\text{eff}}}, \quad (1)$$

with  $\delta_{AB} = 1$  for the case where we have  $A = B$  in the final state, where  $A$  or  $B$  (or both) is a quarkonium.

### 3. The color evaporation model

The CEM is a model to calculate heavy quarkonium production processes based on quark-hadron duality [4, 30–33]. In this model, the quarkonium  $Q$  is produced as a quark-antiquark pair  $Q\bar{Q}$  having its invariant mass below the open-heavy flavor threshold  $2m_{\text{thr.}}$ . The cross section in the model is given by

$$\sigma_Q^{(\text{N})\text{LO}, \text{direct}_{\text{prompt}}} = \mathcal{P}_Q^{(\text{N})\text{LO}, \text{direct}_{\text{prompt}}} \int_{2m_Q}^{2m_{\text{thr.}}} \frac{d\sigma_{Q\bar{Q}}^{(\text{N})\text{LO}}}{dm_{Q\bar{Q}}} dm_{Q\bar{Q}}, \quad (2)$$

where we assume universal parameters  $\mathcal{P}_Q^{(\text{N})\text{LO}, \text{prompt}}$ . For  $J/\psi$ , we have  $\mathcal{P}_{J/\psi}^{(\text{N})\text{LO}, \text{prompt}} = 0.014$  (LO), 0.009 (NLO) [34], obtained from the fit of the single inclusive  $J/\psi$  hadroproduction data. A caveat is that the single-quarkonium production cross section predicted by the model overshoots the experimental data at high transverse momentum  $p_T$  [2, 4, 34]. It is understood that the dominance of the gluon fragmentation in the model yields too hard a  $p_T$  spectrum, which should also apply to the associated quarkonium production with vector bosons, discussed in the next section.

### 4. Analysis of the ATLAS data for $J/\psi + Z$ and $J/\psi + W$ productions in the CEM

Let us now consider the  $J/\psi + Z$  and  $J/\psi + W$  productions. As we mentioned in the previous section, the single quarkonium production in the CEM is dominated by the gluon fragmentation topologies at large  $p_T$ , which also happens for the cases of  $J/\psi + Z$  and  $J/\psi + W$ . Since the CEM predictions overshoot the experimental data at high  $p_T$ , we can set conservative upper limits to the SPS contribution of both these processes. The SPS is evaluated at NLO in  $\alpha_s$  with `MADGRAPH5_AMC@NLO` [35].

**Table I.** Results of the NLO calculations of the  $J/\psi + Z$  and  $J/\psi + W$  production cross sections in the CEM. The experimental data of ATLAS are also shown for comparison with the combined statistical and systematic uncertainties.

	ATLAS	NLO CEM
$J/\psi + Z$	$1.6 \pm 0.4$ pb [20]	$0.19^{+0.05}_{-0.04}$ pb [34]
$J/\psi + W$	$4.5^{+1.9}_{-1.5}$ pb [19]	$0.28 \pm 0.07$ pb [36]

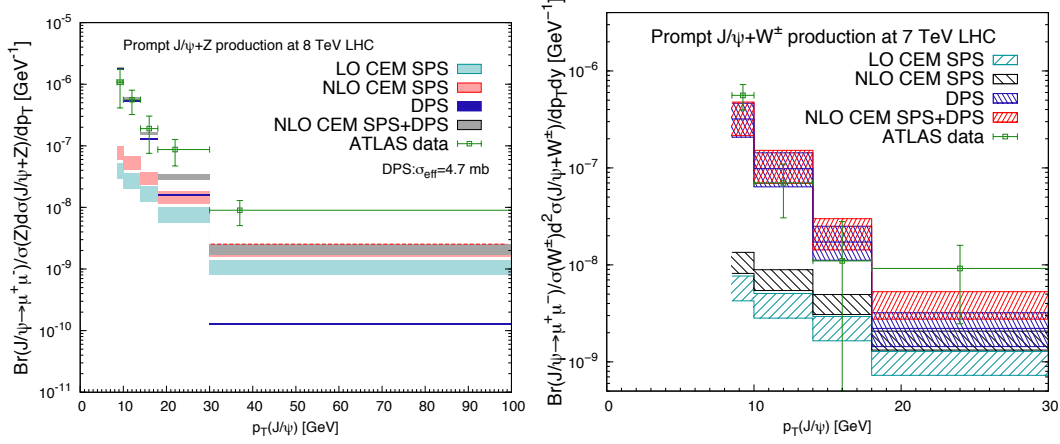
Table I shows the results of the associated  $J/\psi$  productions with vector bosons. We see that the NLO CEM SPS predictions alone are smaller than the ATLAS experimental data (see also Fig. 1).

Let us now fit  $\sigma_{\text{eff}}$  by assuming that the DPS fills the gap between the SPS and the measured total cross section. The result is shown in Fig. 1. We obtain  $\sigma_{\text{eff}} = (4.7^{+2.4}_{-1.5})$  mb [34] ( $J/\psi + Z$ ) and  $\sigma_{\text{eff}} = (6.1^{+3.3}_{-1.9})$  mb [36] ( $J/\psi + W$ ).

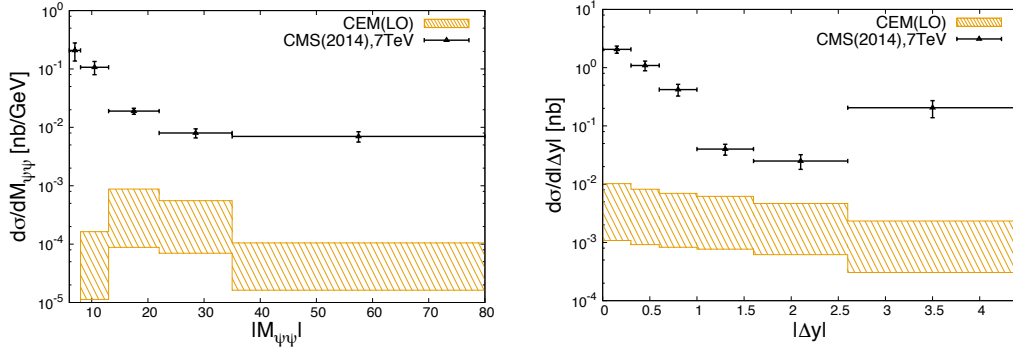
### 5. Analysis of di- $J/\psi$ production in the CEM

Let us now evaluate the di- $J/\psi$  production in the CEM. The regions of the phase space of interest are at the large invariant mass  $M_{\psi\psi}$  and rapidity separation  $\Delta y$ , where the experimental data of CMS and ATLAS are overshooting the color singlet model SPS prediction [11, 12, 18, 27].

By computing the SPS contribution to the di- $J/\psi$  production at LO, we obtain the result of Fig. 2. No particular enhancements at large  $M_{\psi\psi}$  and  $\Delta y$  are seen in the CEM. Our result is suggesting the dominance of the DPS in these regions of the di- $J/\psi$  production. By assuming the dominance of the DPS, the  $\sigma_{\text{eff}}$  value extracted from the CMS [11] ( $\sigma_{\text{eff}} = (8.2 \pm 2.0_{\text{stat}} \pm 2.9_{\text{sys}})$  mb [18]), D0

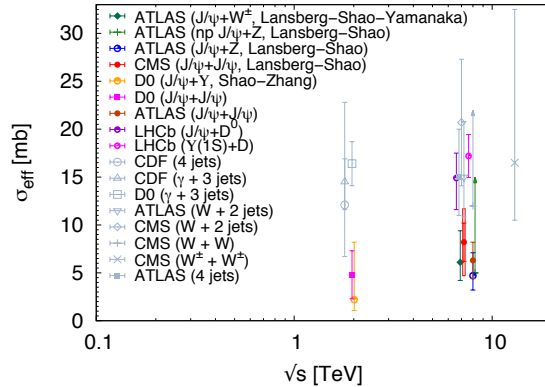


**Fig. 1.** The  $p_T$  distribution of the  $J/\psi$  in the  $J/\psi+Z$  [34] (left panel) and  $J/\psi+W$  [36] (right panel) production cross section in the CEM. The ATLAS experimental data [19, 20] are also displayed for comparison.



**Fig. 2.** The invariant mass (left panel) and  $\Delta y$  (right panel) differential cross sections of di- $J/\psi$  production (CMS setup,  $\sqrt{s} = 7$  TeV).

( $\sigma_{\text{eff}} = (4.8 \pm 0.5_{\text{stat}} \pm 2.5_{\text{sys}})$  mb) [10], and ATLAS Collaborations ( $\sigma_{\text{eff}} = (6.3 \pm 1.6_{\text{stat}} \pm 1.0_{\text{sys}})$  mb) [12] are all consistent with each other, as well as with those of the  $J/\psi + W$  and  $J/\psi + Z$  productions. In Fig. 3, we summarize the extractions of  $\sigma_{\text{eff}}$  from different processes and experimental data.



**Fig. 3.** Summary of several extractions of  $\sigma_{\text{eff}}$ . Quarkonium related extractions are shown in color (see Ref. [36]).

## 6. Conclusion

To summarize, we analyzed the production processes of  $J/\psi + W/Z$  (NLO) and  $J/\psi + J/\psi$  (LO) in the CEM. For the case of  $J/\psi + W/Z$ , it is possible to extract the DPS yield from the experimental data by setting an upper limit on the SPS contribution. We obtained  $\sigma_{\text{eff}} = (4.7^{+2.4}_{-1.5})$  mb ( $J/\psi + Z$ ), and  $\sigma_{\text{eff}} = (6.1^{+3.3}_{-1.9})$  mb ( $J/\psi + W$ ), which emphasizes the importance of the DPS and is compatible with other extractions from other central rapidity quarkonium data. This  $\sigma_{\text{eff}}$  is also in agreement with the enhancement of the di- $J/\psi$  production at large  $\Delta y$  and invariant mass.

## References

- [1] J. P. Lansberg, arXiv:1903.09185 [hep-ph].
- [2] A. Andronic *et al.*, Eur. Phys. J. C **76**, no. 3, 107 (2016) [arXiv:1506.03981 [nucl-ex]].
- [3] N. Brambilla *et al.*, Eur. Phys. J. C **71**, 1534 (2011) [arXiv:1010.5827 [hep-ph]].
- [4] J. P. Lansberg, Int. J. Mod. Phys. A **21**, 3857 (2006) [hep-ph/0602091].
- [5] M. Diehl, T. Kasemets and S. Keane, JHEP **1405**, 118 (2014) [arXiv:1401.1233 [hep-ph]].
- [6] M. Diehl and J. R. Gaunt, Adv. Ser. Direct. High Energy Phys. **29**, 7 (2018) [arXiv:1710.04408 [hep-ph]].
- [7] M. G. A. Buffing, M. Diehl and T. Kasemets, JHEP **1801**, 044 (2018) [arXiv:1708.03528 [hep-ph]].
- [8] H. S. Shao and Y. J. Zhang, arXiv:1902.04949 [hep-ph].
- [9] J. Badier *et al.* [NA3 Collaboration], Phys. Lett. **158B**, 85 (1985).
- [10] V. M. Abazov *et al.* [D0 Collaboration], Phys. Rev. D **90**, 111101 (2014) [arXiv:1406.2380 [hep-ex]].
- [11] V. Khachatryan *et al.* [CMS Collaboration], JHEP **1409**, 094 (2014) [arXiv:1406.0484 [hep-ex]].
- [12] M. Aaboud *et al.* [ATLAS Collaboration], Eur. Phys. J. C **77**, 76 (2017) [arXiv:1612.02950 [hep-ex]].
- [13] R. Aaij *et al.* [LHCb Collaboration], Phys. Lett. B **707**, 52 (2012) [arXiv:1109.0963 [hep-ex]].
- [14] R. Aaij *et al.* [LHCb Collaboration], JHEP **1706**, 047 (2017) Erratum: [JHEP **1710**, 068 (2017)] [arXiv:1612.07451 [hep-ex]].
- [15] C. H. Kom, A. Kulesza and W. J. Stirling, Phys. Rev. Lett. **107**, 082002 (2011) [arXiv:1105.4186 [hep-ph]].
- [16] S. P. Baranov and A. H. Rezaeian, Phys. Rev. D **93**, 114011 (2016) [arXiv:1511.04089 [hep-ph]].
- [17] C. Borschensky and A. Kulesza, Phys. Rev. D **95**, 034029 (2017) [arXiv:1610.00666 [hep-ph]].
- [18] J. P. Lansberg and H. S. Shao, Phys. Lett. B **751**, 479 (2015) [arXiv:1410.8822 [hep-ph]].
- [19] G. Aad *et al.* [ATLAS Collaboration], JHEP **1404**, 172 (2014) [arXiv:1401.2831 [hep-ex]].
- [20] G. Aad *et al.* [ATLAS Collaboration], Eur. Phys. J. C **75**, 229 (2015) [arXiv:1412.6428 [hep-ex]].
- [21] G. Li, M. Song, R. Y. Zhang and W. G. Ma, Phys. Rev. D **83**, 014001 (2011) [arXiv:1012.3798 [hep-ph]].
- [22] M. Song, W. G. Ma, G. Li, R. Y. Zhang and L. Guo, JHEP **1102**, 071 (2011) Erratum: [JHEP **1212**, 010 (2012)] [arXiv:1102.0398 [hep-ph]].
- [23] B. Gong, J. P. Lansberg, C. Lorce and J. Wang, JHEP **1303**, 115 (2013) [arXiv:1210.2430 [hep-ph]].
- [24] J. P. Lansberg and C. Lorce, Phys. Lett. B **726**, 218 (2013) Erratum: [Phys. Lett. B **738**, 529 (2014)] [arXiv:1303.5327 [hep-ph]].
- [25] J. P. Lansberg and H. S. Shao, Nucl. Phys. B **916**, 132 (2017) [arXiv:1611.09303 [hep-ph]].
- [26] H. S. Shao and Y. J. Zhang, Phys. Rev. Lett. **117**, 062001 (2016) [arXiv:1605.03061 [hep-ph]].
- [27] J. P. Lansberg and H. S. Shao, Phys. Rev. Lett. **111**, 122001 (2013) [arXiv:1308.0474 [hep-ph]].
- [28] Z. G. He and B. A. Kniehl, Phys. Rev. Lett. **115**, 022002 (2015) [arXiv:1609.02786 [hep-ph]].
- [29] L. P. Sun, H. Han and K. T. Chao, Phys. Rev. D **94**, 074033 (2016) [arXiv:1404.4042 [hep-ph]].
- [30] H. Fritzsch, Phys. Lett. **67B**, 217 (1977).
- [31] F. Halzen, Phys. Lett. **69B**, 105 (1977).
- [32] J. F. Amundson, O. J. P. Eboli, E. M. Gregores and F. Halzen, Phys. Lett. B **372**, 127 (1996) [hep-ph/9512248].
- [33] J. F. Amundson, O. J. P. Eboli, E. M. Gregores and F. Halzen, Phys. Lett. B **390**, 323 (1997) [hep-ph/9605295].
- [34] J. P. Lansberg and H. S. Shao, JHEP **1610**, 153 (2016) [arXiv:1608.03198 [hep-ph]].
- [35] J. Alwall *et al.*, JHEP **1407**, 079 (2014) [arXiv:1405.0301 [hep-ph]].
- [36] J. P. Lansberg, H. S. Shao and N. Yamanaka, Phys. Lett. B **781**, 485 (2018) [arXiv:1707.04350 [hep-ph]].