

# Are Architectural Smells Independent from Code Smells? An Empirical Study

Francesca Arcelli Fontana<sup>a</sup>, Valentina Lenarduzzi<sup>b</sup>, Riccardo Roveda<sup>c</sup>,  
Davide Taibi<sup>b</sup>

<sup>a</sup>University of Milano-Bicocca, Milan (Italy)

<sup>b</sup>Tampere University, Tampere (Finland)

<sup>c</sup>Alten Italia, Milano, (Italy)

---

## Abstract

*Background.* Architectural smells and code smells are symptoms of bad code or design that can cause different quality problems, such as faults, technical debt, or difficulties with maintenance and evolution. Some studies show that code smells and architectural smells often appear together in the same file. The correlation between code smells and architectural smells, however, is not clear yet; some studies on a limited set of projects have claimed that architectural smells can be derived from code smells, while other studies claim the opposite.

*Objective.* The goal of this work is to understand whether architectural smells are independent from code smells or can be derived from a code smell or from one category of them.

*Method.* We conducted a case study analyzing the correlations among 19 code smells, six categories of code smells, and four architectural smells.

*Results.* The results show that architectural smells are correlated with code smells only in a very low number of occurrences and therefore cannot be derived from code smells.

*Conclusion.* Architectural smells are independent from code smells, and therefore deserve special attention by researchers, who should investigate their actual harmfulness, and practitioners, who should consider whether and when to remove them.

*Keywords:* Code Smells, Architectural Smells, Technical Debt, Empirical Analysis

---

*Email addresses:* francesca.arcelli@unimib.it (Francesca Arcelli Fontana), valentina.lenarduzzi@tuni.fi (Valentina Lenarduzzi), riccardo.roveda@alten.it (Riccardo Roveda), davide.taibi@tuni.fi (Davide Taibi)

---

## 1. Introduction

Architectural smells, as introduced by Garcia et al. [1], are "Architectural decisions that negatively impact system internal quality. Architectural smells may be caused by applying a design solution in an inappropriate context, mixing design fragments that have undesirable emergent behaviors, or applying design abstractions at the wrong level of granularity." Several studies claim that architectural smells lead to architectural erosion and that architectural issues are the greatest source of technical debt [2], [3]. Hence, they have to be considered as one of the primary sources of investigation for mitigating the problem of architecture degradation [3]. The code infected by an architectural smell is a natural candidate for refactoring in order to prevent the occurrence of critical quality issues.

Code smells were introduced by Fowler [4] to describe a code structure that is likely to cause problems and that can be removed through refactoring. They commonly increase the software's defectiveness [5], [6] and change proneness [5], [7] and increase maintenance effort [8], [9]. Unlike architectural smells, they are defined at a lower level of granularity and do not take into account the software architecture of the system under development, commonly focusing on class or method levels.

Several studies have investigated the interrelations between code smells, e.g., whether a code smell leads to another code smell, or whether some code smells tend to go together [10], [11], [12], [13]. Other studies have considered the possible correlations and the impact of code smells on various software qualities such as defects, bugs, changes, and code understandability ([14], [15], [16], [17], [7]).

To the best of our knowledge, only few studies have been published that analyze the correlations between code smells and architectural smells. Among them, one work [18] identified correlations between code smells and architectural smells, while another work [19] claims that they are not correlated. In any case, no extended empirical evaluations have been carried out and no code smell stands out as the best indicator of harmfulness with respect to architecture degradation.

The goal of this work is to understand whether architectural smells can be derived from a code smell, or from one category of code smells (we considered the categories proposed by Mantyla [20]). For this purpose, we designed and conducted a large empirical study on possible correlations existing between four architectural smells, 19 code smells, and six categories

of code smells, analyzing 111 Java projects taken from the Qualitas Corpus Repository [21]. We considered a large set of code smells defined in the literature and four architectural smells based on dependency issues that can have a critical impact on the software quality of a project and its progressive architecture degradation [22].

Hence, this study aims to assess the existence of any correlation between code smells and higher-level architectural smells. We did not consider correlations between defects and code smells, which have already been studied to a large extent in the literature, but only possible correlations between code smells and architectural smells. The results of this work will support researchers and practitioners in understanding whether they should detect both architectural smells and code smells or whether the detection of code smells alone is enough to highlight the same anomalies that could be highlighted by an architectural smell. If we could find some kind of correlation between architectural smells and lower-level code smells, we could mark architecturally problematic parts of software systems for extra attention by using existing code smell detectors. More importantly, this might enable us to solve some of the higher-level problems using smaller refactorings, which would be more desirable for maintainers. The results we obtained do not reveal any significant correlation, suggesting that architectural smells cannot be derived from code smells and practitioners should take extra care to deal with architectural smells. They cannot focus only on the refactoring of code smells, but need to pay particular attention to the more dangerous architectural smells as well. Hence, in most of cases, code smells will infect different classes than those infected by architectural smells, which not only highlights different problems but also different candidate classes for refactoring.

The main contributions of our work can be summarized as follows:

- We investigated whether architectural smells are correlated with code smells or with a specific category of code smells. Other studies have considered correlations with more general architectural problems ([18], [19]).
- We considered a huge number of analyzed projects (111). To the best of our knowledge, previous studies investigated smaller sets of Java projects (see Related Work section).
- Possible correlations between code and architectural issues have not been widely explored. Existing results are contradictory - evidence that this topic deserves careful attention. Hence, through our study we further emphasize how important it is for developers and maintainers

to take into account both code and architectural smells during their refactoring activities.

**Structure of the paper.** This paper is structured as follows: Section 2 describes some related work done by researchers in the last years, while Section 3 describes the background on which our paper is based. In Section 4, we present the case study, where we define the research questions, the metrics, the hypothesis and the study context with our Research Questions as well as the data collection and data analysis procedure. In Section 5, we show the results obtained and discuss them in Section 6. Section 7 focuses on threats to the validity of our study. In Section 8, we draw conclusions and outline some possible future work.

## 2. Related Work

Many studies on code smells can be found in the literature; they consider different aspects such as the relationships among code smells and their impact on different features such as faults [14] [6], maintainability [16] [23], comprehensibility [17], change frequency [7] [24], change size [7] [25], and maintenance effort [9] [8]. Moreover, several commercial and research tools for code smell detection have been developed [26] (e.g., HIST [27], JCodeodor [28], Wekanose [29], JDeodorant [30]). Less work is available on architectural smells. Hence, in this section we will describe some work found in the literature on architectural smell definitions, on code smell correlations, as well as studies considering both code smells and architectural smells.

We need to point out that in the literature, different terms are often used to describe the same concept: e.g., in some cases code smells are also called code anomalies, design flaws, design smells, design disharmonies, or antipatterns. This is the case, for example, for the God Class design disharmony [31], which is similar to the Large Class code smell defined by Fowler [4] or to the Blob antipattern [32]. Cyclic Dependency is called an architectural smell [33], but corresponds to the Tangle antipattern [34] and to the Cyclically-Dependent Modularization design smell [35], or is considered an architectural violation [36].

Our paper focuses particularly on possible correlations existing between code smells and architectural smells.

### 2.1. Code Smell Correlations

Pietrzak and Walter [10] describe several types of inter-smell correlations to support more accurate code smell detection and to better understand the

effects caused by interactions between smells. They found different kinds of correlations among six different code smells by analyzing the Apache Tomcat project.

Arcelli Fontana et al. [37] analyzed 74 projects of the Qualitas Corpus, detecting six smells, some correlations among smells, and possible co-occurrence of smells. They found a high number of correlations among God Class and Data Class, as well as among other code smells that tend to go together, and a high number of co-occurrences of the Brain Method smell with Dispersed Coupling and Message Chains.

Liu et al. [12] propose a detection and resolution sequence for different smells by analyzing certain code smell correlations given by commonly occurring bad smells. They analyzed whether it is better to first identify smell A than smell B, e.g., Large Class versus Feature Envy or versus Primitive Obsession, or Useless Class versus other smells. They considered nine code smells and identified fifteen correlations of this kind.

Yamashita et al. [13] studied possible correlations among smells. They incorporated dependency analysis in order to identify a wider range of inter-smell correlations, and analyzed one industrial and two open-source projects. They found the following correlations: collocated smells among God Class, Feature Envy, and Intensive Coupling, and coupled smells between Data Class and Feature Envy.

Moreover, various authors provide code smell classifications or taxonomies that are useful for capturing possible correlations among smells.

Mäntylä et al. [38] categorized all of Fowler’s code smells except for Incomplete Library Class and Comments smells into five categories: Bloaters, Object Orientation Abusers, Change Preventers, Dispensables, Encapsulators, and Couplers. The study outlines the existence of several correlations among smells belonging to the same category.

Moha et al. [39] propose a taxonomy of smells and describe some correlations among design smells, such as Blob and (many) Data Class, or Blob and (Large Class and Low Cohesion).

Lanza and Marinescu [31] propose a classification of twelve smells, called ”design disharmonies”, into three categories: Identity, Collaboration, and Classification disharmonies. They describe the most common correlations between the disharmonies in a type of diagram called a correlation web. However, these correlations were not empirically validated.

## 2.2. Architectural Smells

In this section, we provide a description of some of the architectural smells (AS) defined in the literature. In most studies, they are actually called

architectural smells, but in a few cases they are called design smells [40] or antipatterns [32].

Garcia et al. [1] define the Connector Envy, Scattered Functionality, Ambiguous Interface, and Extraneous Connector AS. They provide a description of each AS, outlining the quality impact and the trade-offs and providing a generic schematic view of each smell captured in one or more UML diagrams. They assert that architects can manually use such diagrams to inspect their own designs to look for architectural smells.

Macia [41] analyzed different architectural smells related to dependency and interface issues: Ambiguous Interface, Redundant Interface, Overused Interface, Extraneous Connector, Connector Envy, Cyclic Dependency, Scattered Parasitic Functionality, and Component Concern Overload (Component Responsibility Overload).

Mo et al. [42] and Kazman et al. [43] defined five AS, four at the file level and one at the package level, which they call Hotspot Patterns: Unstable Interface, Implicit Cross-Module Dependency, Unhealthy Inheritance Hierarchy, Cross-Module Cycle, and Cross-Package Cycle. These AS were defined in the context of the authors' research on Design Rule Spaces (DRSpaces) [44]. The authors also developed a tool called Hotspot Detector, which is able to detect the five AS mentioned above. The detector takes as input several files produced by another tool called Titan [44]. Currently, Hotspot Detector is being evolved into a new commercial tool.

Marinescu [45] defined three AS: Cyclic Dependency, Stable Abstraction Breaker, and Unstable Dependency. They developed a tool called inFusion, which was able to detect these architectural smells and a large number of code smells. However, this tool is no longer available.

Lippert and Rook [33] defined different AS at different levels by essentially considering dependency and inheritance issues and aspects related to small/large size in terms of number of packages, subsystems, and layers. In particular, they defined AS in dependency graphs, inheritance hierarchies, packages, subsystems, and layers.

Le et al. [46] developed a tool for the detection of some AS and proposed a classification of the AS based on four categories: Interface, Change, Dependency and Concern-based smells.

Suryanarayana et al. [47, 35] adopted an approach for classifying and cataloging a number of recurring structural design smells based on how they violate key object-oriented design principles. Their definition of design smells is similar to the one of architectural smells, but many of their design smells correspond to the code smells of Fowler. They identified the following design smell categories: Abstraction, Encapsulation, Modularization, and

Hierarchy. They developed a tool, called Designite, to detect different design smells in C# projects.

As we can see, different AS definitions have been proposed, but few detection tools are freely available [48].

### *2.3. Code Smells and Architectural Degradation*

There is little knowledge, as outlined by Macia [41], about the extent to which code anomalies are related to architectural degradation. In the following, we report on some studies where the term code anomalies is sometimes used instead of the term code smells and architectural anomalies correspond to architectural smells.

Macia et al. [19] analyzed code anomaly occurrences in 38 versions of five applications using existing detection strategies. The outcome of their evaluation suggests that many of the code anomalies detected were not related to architectural problems. Even worse, over 50% of the anomalies not observed by the employed techniques (false negatives) were found to be correlated with architectural problems.

In another work, Macia et al. [18] studied the correlations between code anomalies and architectural smells in six software projects (40 versions). They considered five architectural smells and nine code smells. They empirically found that each architectural problem represented by each AS is often refined by multiple code anomalies. More than 80% of architectural problems were found to be correlated with code anomalies. They also found 1) that certain types of code smells, such as Long Method or God Class, were consistently correlated with architectural problems; 2) that the highest percentages of code smells that introduce architectural problems occurred for God Class, Long Method, and Inappropriate Intimacy instances, and 3) that the occurrence of both God Class and Divergent Change smells in the same code element was a strong indicator of architectural problems, such as Scattered Functionalities violating the Separation of Concerns design principle. However, the study revealed that no type of code smell stands out as the best indicator of harmfulness with respect to architecture degradation.

Oizumi et al. [49] propose studying and assessing the extent to which code smell agglomerations help developers to locate and prioritize design problems. They propose considering not only the syntactic relations among code smells, but also the semantic relations to find more powerful smell agglomerations in order to identify design problems. Their findings show that 50% of syntactic agglomerations and 80% of semantic agglomerations are related to design problems.

Oizumi et al. [50] analyzed seven projects and demonstrated that agglomerations are better than single anomaly instances to indicate the presence of an architectural problem. They considered six code smells detected using the rules of Lanza-Marinescu [31] and seven architectural smells detected using the rules defined by Macia [41].

Guimaraes et al [51] conducted a controlled experiment utilizing architecture blueprints to prioritize various types of code smells and provide an analysis of whether and to what extent the use of blueprints impacts the time required for revealing architecturally relevant code anomalies.

Unlike the previous studies, we 1) analyzed a total of 111 Java projects, 2) employed two available and validated tools to detect code and architectural smells; 3) analyzed 19 code smells and four architectural smells, and 4) applied different correlation analyses. Moreover, as previous papers did not make it clear, respectively provided not much empirical validation, whether some kind of correlation exists between code smells and architectural smells, our study is intended to provide a further investigation in this direction.

### 3. Background

In this Section, we present the code smells together with their proposed classification and the architectural smells adopted in this work.

#### 3.1. Code Smells

In this work, we consider code smells detected by SonarQube <sup>1</sup> using the "Antipatterns-CodeSmell" plugin <sup>2</sup>. All the code smells, except for Duplicated Code, are detected by the "Antipatterns-CodeSmell" plugin, while Duplicated Code is detected natively by SonarQube. Here is the list of code smells considered in this work:

- *Anti-Singleton (ASG)*: A class that provides mutable class variables exhibiting the properties of global variables [52].
- *Base Class Knows Derived Class (BCKD)*: A class that does not respect the heuristic defined by Riel [53], which says that "Derived classes must have knowledge of their base class by definition, but base classes should not know anything about their derived classes." [54].

---

<sup>1</sup>SonarQube <https://www.sonarqube.org/>

<sup>2</sup>SonarQube <https://github.com/davidetaibi/sonarqube-anti-patterns-code-smells>



- *Base Class Should Be Abstract (BCSA)*: An inheritance tree contains roots that are not abstract - only the leaves should be concrete [55].
- *Blob (BL)*: The majority of the responsibilities are allocated to a single class that monopolizes the processing. A Blob class is characterized by a class diagram composed of a single complex controller class surrounded by simple data classes. [32].
- *Class Data Should Be Private (DsP)*: A class that publicly exposes its variables [56].
- *Complex Class (CC)*: A class with high MC-Cabes cyclomatic complexity [57].
- *Duplicated Code (DC)*: A class or method that contains an identical piece of code of another class or method. Note that we only consider internal project duplication and not cross-project duplication.
- *Functional Decomposition (FD)*: Non-object-oriented design (possibly from legacy) is coded in an object-oriented language and notation [32].
- *Large Class (LC)*: A class with too many lines of code, methods, or variables [4].
- *Lazy Class (LzC)*: "A class that is not doing enough to pay for itself." [4].
- *Long Method (LM)*: A method with too many lines of code [4].
- *Long Parameter List (LPL)*: A method having too many parameters [4].
- *Many Field Attributes But Not Complex (MFnC)*: A class that is not complex but has many public fields [55].
- *Message Chains (MC)*: A chain of methods that ask for an object, which asks for another one, which asks for yet another, and so on [4].
- *Refused Parent Bequest (RPB)*: The subclass uses only a few features of the parent class [4].
- *Spaghetti Code (SC)*: An ad-hoc software structure that makes it difficult to extend and optimize the code [32].

- *Speculative Generality (SG)*: Hooks and special cases in the code that handle things that are not required, but are speculated to be required someday [4].
- *Swiss Army Knife (SAK)*: Over-design of interfaces results in objects with numerous methods that attempt to anticipate every possible need. This leads to designs that are difficult to comprehend, utilize, and debug, as well as to implementation dependencies [32].
- *Tradition Breaker (TB)*: An inherited class provides a large set of new services that are unrelated to those provided by the base class [57].

### 3.2. Categories of Code Smells

The categories of code smells we considered are based on the classification proposed by Mäntylä and Lassenius [20], where the smells are classified according to some of the common concepts shared by the smells within one category. Below, we provide a description of each category and the smells included by the authors that we were able to detect with the Antipatterns-CodeSmell tool, as well as the new smells we included in the categories, if any.

- *The Bloaters (Bloat.)*: Objects that have grown too much and can become hard to manage. This category includes the code smells *Blob*, *Long Method*, *Large Class*, and *Long Parameter List*. We additionally included *Complex Class* and *Swiss Army Knife*.
- *The Dispensables (Disp.)*: Unnecessary code fragments that should be removed. This includes the code smells *Lazy Class*, *Duplicated Code*, and *Speculative Generality*. We also included *Many Field Attributes But Not Complex*.
- *The Encapsulators (Enc.)*: Objects that present high coupling (this category is also called *Couplers*). This category includes the code smell *Message Chain*.
- *The Object-Oriented Abusers (OOA)*: Classes that do not comply with object-oriented design. For example, a Switch Statement, even if applicable in procedural programming, is highly deprecated in object-oriented programming. This category includes the code smells *Anti-Singleton* and *Refused Parent Bequest*. We also included *Base Class Knows Derived Class*, *Base Class Should Be Abstract*, *Class Data Should Be Private*, and *Tradition Breaker*.

- *The Change Preventers*: This category includes smells that hinder further changes in the source code. This category includes a set of code smells such as *Divergent Change*, *Shotgun Surgery*, and *Parallel Inheritance Hierarchies*, which are not detected by the Antipatterns-CodeSmell tool. We also included *Spaghetti Code*.

Moreover, since we believe that some code smells considered in this work could be grouped together, we defined a new category:

- *The Object-Oriented Avoiders*: This category is in contrast to *the Object-Oriented Abusers*, since code smells belonging to this category do not (intentionally or unintentionally) apply any object-oriented practice. We here included the code smell *Functional Decomposition*.

Since three categories (*Change Preventers*, *Encapsulators*, *Object-Oriented Avoiders*) are based on only one code smell, we did not analyze them independently since they will provide the same results as those of the code smells belonging to them. In Table 1, we propose a summary of the new revisited classification of the smells with all the categories we considered and the smells included in each category. In the table, we outline in *italics* the new smells we introduced in the categories of Mäntylä according to our evaluation and the new category we defined.

Table 1: Code Smell Taxonomy

Category Name	Code Smells
The Bloaters	Blob
	Large Class
	Long Method
	Long Parameter List
	<i>Complex Class</i> <i>Swiss Army Knife</i>
The Change Preventers	<i>Spaghetti Code</i>
The Dispensables	Lazy Class
	Speculative Generality
	<i>Many Field Attributes But Not Complex</i> Duplicated Code
The Encapsulators	<i>Message Chain</i>
The Object-Orientation Abusers	Anti-Singleton
	Refused Parent Bequest
	<i>Base Class Knows Derived Class</i> <i>Base Class Should Be Abstract</i>
	<i>Class Data Should Be Private</i> <i>Tradition Breaker</i>
The Object-Orientation Avoiders	<i>Functional Decomposition</i>

### 3.3. Architectural Smells

The architectural smells we considered in our study are those described below, where a subsystem (component) refers to a set of packages and classes identifying an independent unit of the system responsible for a certain functionality:

1. *Unstable Dependency (UD)*: describes a subsystem (component) that depends on other subsystems that are less stable than itself [58]. This may cause a ripple effect of changes in the system [22]. Detected in packages.
2. *Hub-Like Dependency (HD)*: arises when an abstraction has (outgoing and incoming) dependencies on a large number of other abstractions [35]. Detected in classes and packages.
3. *Cyclic Dependency (CD)*: refers to a subsystem (component) that is involved in a chain of relations that break the desirable acyclic nature of a subsystem’s dependency structure. The subsystems involved in a dependency cycle are hard to release, maintain, or reuse in isolation. Detected in classes and packages. The *Cyclic Dependency AS* is detected according to different shapes [59] as described in [60].
4. *Multiple Architectural Smell (MAS)*: identifies a subsystem (component) that is affected by more than one architectural smell and pro-

vides the number of the architectural smells involved.

We decided to consider these AS in the study since they represent relevant problems related to dependency issues: Components with high coupling and a large number of dependencies cost more to maintain and hence can be considered more critical, leading to a progressive architectural degradation [2]. In particular, Cyclic Dependency is one of the most common architectural smells that is dangerous and difficult to remove [61]. Moreover, a tool called Arcan that can detect these smells is available. As outlined in Section 2.2, few tools for AS detection are currently freely available. Other AS impacting different issues will be considered in the future as their automatic detection will become possible.

#### 4. Case Study Design

The goal of our work is to understand whether architectural smells could be derived and obtained from code smells or whether they are independent from them. For this purpose, we conducted a case study to investigate the interdependency between architectural smells and code smells by analyzing 111 open-source Java projects. For the design and conduction of the case study, we followed the guidelines proposed by Runeson [62].

In this section, we will present the goal, the research questions, the metrics, and the hypotheses for the case study. Based on them, we will outline the study context, the data collection, and the data analysis.

##### 4.1. Goal, Research Questions, Metrics, and Hypotheses

We formulated our goal according to the GQM approach [63]  
*Analyze* code smells and architectural smells  
*for the purpose of* evaluating them  
*with respect to* their interdependency  
*from the point of view of* developers  
*in the context of* open-source Java projects.

Based on our goal, we derived the following Research Questions (RQ), Metrics (M), and Hypotheses (H) [63], [64].

**RQ1:** Is the presence of an architectural smell independent from the presence of code smells?

- M1: correlation coefficient between architectural smells and code smells
  - H0: The presence of an architectural smell is independent from the presence of code smells.

- H1: The presence of an architectural smell depends on the presence of code smells.

**RQ1.1:** Is the presence of a Multiple Architectural Smell (MAS) independent from the presence of code smells?

- M1.1: correlation coefficient between Multiple Architectural Smell and code smells.
  - H0: The presence of a Multiple Architectural Smell (MAS) is independent from the presence of code smells.
  - H1: The presence of a Multiple Architectural Smell (MAS) depends on the presence of code smells.

**RQ2:** Is the presence of an architectural smell independent from the presence of a *category* of code smells?

- M2: correlation coefficient between architectural smells and categories of code smells.
  - H0: The presence of an architectural smell is independent from the presence of a *category* of code smells.
  - H1: The presence of an architectural smell depends on the presence of a *category* of code smells.

**RQ2.1:** Is the presence of a Multiple Architectural Smell independent (MAS) from the presence of a *category* of code smells?

- M2.1: correlation coefficient between Multiple Architectural Smell and categories of code smells.
  - H0: The presence of a Multiple Architectural Smell (MAS) is independent from the presence of a *category* of code smells.
  - H1: The presence of a Multiple Architectural Smell (MAS) depends on the presence of a *category* of code smells.

With our RQs, we aim to understand whether a single architectural smell (**RQ1**) or a Multiple Architectural Smell (**RQ1.1**) can be independent from code smells or from a category that groups code smells as described in Section 3.2 (**RQ2** and **RQ2.1**).

#### 4.2. Study Context

We selected projects contained in the Qualitas Corpus collection of software projects [21]. In particular, we used the compiled version of the Qualitas Corpus [65]. 111 Java projects are available and already compiled with more than 18 million LOCs, 16,000 packages, and 200,000 classes analyzed. The data set includes projects from different contexts such as IDEs, SDKs, databases, 3D/graphics/media, diagram/visualization libraries and tools, games, middlewares, parsers/generators/make tools, programming language compilers, testing libraries and tools, and other tools not belonging to the previous categories. Terra et al. [65] provide more information on the context and types of these projects.

#### 4.3. Data Collection

We detected architectural smells in 111 Java projects and code smells in 103 Java projects of the Qualitas Corpus [65], as depicted in Figure 1.

Architectural smells were detected in these projects through the Arcan tool [60], while the analysis of code smells was carried out with SonarQube using the "Antipatterns-CodeSmell" plugin. The results of this step are lists of the architectural smells and code smells present in each analyzed project. The raw data is available in the replication package [66].

##### 4.3.1. Code smell detection data

The SonarQube "Antipatterns-CodeSmell" plugin is a code smell detection tool that integrates DECOR (Defect dEtectioN for CORrection) [55] into SonarQube, detecting the 19 code smells reported in Section 3.1. DECOR can be applied to any object-oriented language; however, the SonarQube plugin is only configured to detect code smells in Java. Moreover, SonarQube also calculates several other static code metrics such as the number of lines of code and cyclomatic complexity, but also reports code violations.

It is important to note that in SonarQube (up to the version 6.5), the term "Code Smells" is used to report coding style violations (also known as Issues in SonarQube), such as brackets closed on the wrong line, or redundant throw declarations. To avoid misunderstandings with coding style violations, the SonarQube "Antipatterns-CodeSmell" plugin tags all the code smells of Section 3.1 as "Antipatterns/CodeSmells". Regarding detection accuracy, we relied on the DECOR detection tool since it ensures 100% recall for the detection of code smells [55]. Moreover, since the definition of code smells is based on several metrics and thresholds, we relied on the

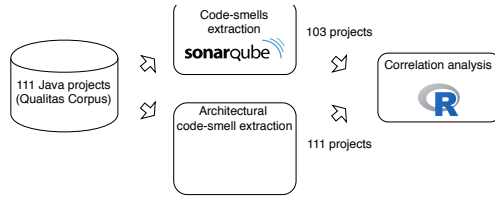


Figure 1: Data Collection Process and Data Analysis

standard metrics proposed by Moha et al. [55] so as to ensure a precision average of 80%.

The detection of code smells in the Qualitas Corpus data set was carried out on a Linux virtual machine with 4 cores and 16GB of RAM. The first 103 projects were analyzed within 35 days. Due to time constraints, we skipped the analysis of the remaining eight projects such as Eclipse and JBoss, which would have taken more than three months. The reason for



this dramatic increase in analysis time is due to the project structure. These eight projects are composed of several sub-projects with sizes similar to the other 103 projects already analyzed. Therefore, in this work we only consider the results of the 103 projects listed in Appendix A.

#### 4.3.2. Architectural smell detection data

The Arcan tool focuses on the identification of architectural smells whose generation was caused by instability issues. By software instability we mean the inability to make changes without impacting the entire project or a large part of it. To accomplish its aim, the tool computes the metrics proposed by Martin [67] and exploits them during the analysis. The detection techniques exploit graph databases to perform graph queries, which allows higher scalability in the detection and management of a large number of different kinds of dependencies.

The detection techniques for AS and the validation of the tool results have been described in previous studies [22], [60]. The results of the tool were validated on ten open-source projects and two industrial projects based on feedback from the developers with a high precision value of 100% and a recall value of 66%. The developers also reported five architectural smells that were false negatives, but these cases were related to external components beyond the scope of the analysis performed by the tool. Moreover, the results of Arcan were evaluated using the feedback of practitioners in four industrial projects [61].

In this study, the detection of the architectural smells was performed on a Windows machine with 4 cores and 24 GB of RAM. The entire Qualitas Corpus data set was analyzed using Arcan within less than 24 hours. The tool is freely available and easy to install and use <sup>3</sup>.

#### 4.4. Data Analysis

In this section, we will describe the procedure we followed to analyze the collected data in order to answer our research questions.

We analyzed the classes infected both by an architectural smell and one or more code smells at the class and package levels.

Architectural smells involve more than one Java class, while the 19 code smells considered in this work involve only one class. Therefore, for each architectural smell, we could have one or more code smells infecting the same set of classes. In the analysis, we only calculated correlations between

---

<sup>3</sup><http://essere.disco.unimib.it/wiki/arcan>

code smells infecting those classes (and packages) that were also infected by architectural smells.

To give an example: *Classes A, B, and C* may be infected by Cyclic Dependency, while *classes A and C* may be infected by God Class and *class D* may be infected by Speculative Generality. In this case, we would calculate the correlation only for the architectural smell Cyclic Dependency and the code smell God Class, since they affect the same set of classes, whereas we would not consider the code smell Speculative Generality, since it infects a class that is not infected by Cyclic Dependency.

Before answering our RQs, we analyzed the distribution of the code smells and the architectural smells in our data set. We performed a descriptive analysis of the collected data, analyzing the number of code smells and architectural smells per project and per package.

We analyzed the frequency of occurrence of the code smells and architectural smells, considering:

- **(CS+AS)**: Classes infected by code smells **AND** architectural smells;
- **(CS)**: Classes infected **only by** code smells;
- **(AS)**: Classes infected **only by** architectural smells;
- **(HC)**: Healthy Classes – classes neither infected by code smells nor by architectural smells.

We analyzed the 103 projects independently, then considered the data of all the projects globally, as though all the classes belonged to one single project. Projects without code smells or architectural smells were not considered for the analysis.

In order to answer our research questions, we applied the following analysis procedure, as summarized in Figure 2. We considered as our *dependent variable* the number of each type of architectural smell infecting the same classes and as *independent variable* the number of code smells infecting the same classes. We investigated the correlation for every pair of (code smell and architectural smell or categories of code smells and architectural smell), since considering all types of smells at the same time might hide possible correlations among smells, making it impossible to discover them.

- For each Architectural Smell
  - *Data-Normality Test*: We tested the data for normality by means of the Shapiro-Wilk test.

- *Correlation Analysis*: We calculated the correlation between code smells or a category of smells (independent variable) and architectural smells or Multiple Architectural Smells (dependent variable).
  - \* If the data were normally distributed, we calculated the Pearson correlation coefficient
  - \* If the data were not normally distributed, we calculated the Kendall rank correlation coefficient.

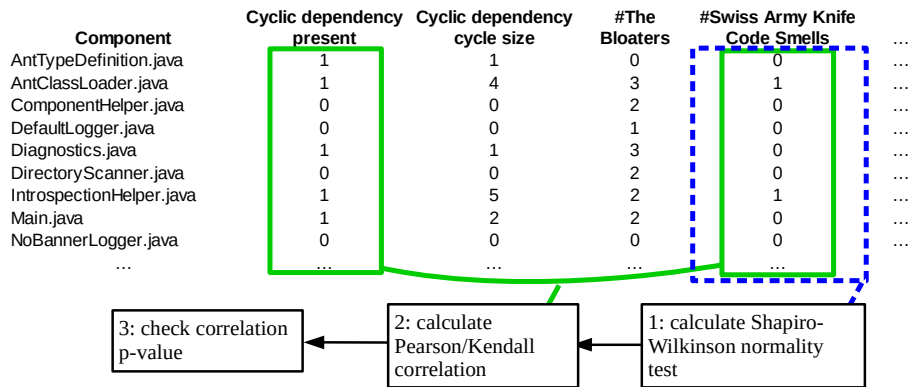


Figure 2: The Data Analysis Process

Correlation is a bi-variate analysis that measures the association strength between two variables and the direction of the relationship. The value of the correlation coefficient varies between +1 and -1, where a value of 1 means a perfect degree of association between the two variables.

Usually, in statistics, different types of correlations are applied. Pearson correlation is the one used most frequently to measure the relationship degree between linearly related variables. Kendall rank correlation is one of the non-parametric tests commonly used to measure the strength of dependency between two variables. We selected Kendall rank correlation because compared with other non-parametric tests, it has less gross error sensitivity (GES), meaning more robustness, and a smaller asymptotic variance (AV), meaning more efficiency [68].

We only show those results with a p-value smaller than 0.05 as a statistical significance threshold. This is customary in Empirical Software Engineering studies [64].

## 5. Results

In this section, we will first describe the data we analyzed and then answer our research questions by reporting the results of the analysis described in Section 4.4.

All the projects contain classes infected by both architectural smells and code smells.

Considering the presence of code smells in the 103 projects, only 15 of the 19 code smells detectable by the SonarQube plugin were found. The 103 projects were not infected by Blob Class, Functional Decomposition, Base Class Knows Derived, and Tradition Breaker. This also impacted the categories of code smells containing code smells not found in the projects, since two categories (Change Preventers and Object Orientation Avoiders) were based on two code smells not detected in the 111 projects. Therefore, only the remaining four categories of code smells are considered in the analysis.

Regarding the architectural smells, Arcan detected them in 102 projects (Jasml contains no architectural smell). Therefore, we considered this set of 102 projects for the analysis. Note that, for the sake of completeness, we also report data for the code smell categories containing only one code smell. However, these categories will not be considered in the next analysis to avoid duplication of the results.

Table 2 shows the number of projects infected by code smells, categories of code smells, and architectural smells (Column #Inf.prj.), while the remaining columns report descriptive statistics. Regarding code smells, Complex Class, Long Method, and Long Parameter List were the most commonly detected ones in the projects (more than 100 projects). Swiss Army Knife, Message Chains, and Large Class were code smells infecting fewer projects (less than 11), while Base class Knows Derived Class, Blob Class, Functional Decomposition, and Tradition Breaker were not present in any of the analyzed projects.

Figure 3 shows the number of classes infected by code smells and architectural smells (CS+AS), classes infected only by code smells (CS), classes infected only by architectural smells (AS), and healthy classes, i.e., classes without any smells (HC) in our data set. Moreover, Figure 4 shows the distribution of the same data per package.

Regarding the architectural smells, all the projects were infected by at least two architectural smells. The analysis revealed that 101 projects were infected by Cyclic Dependency, 100 were infected by Hub-Like Dependency, 95 were infected by Unstable Dependency, and 102 were infected by a Multiple Architectural Smell.

Table A.10 (Appendix A) reports the details on the number of code smells and architectural smells detected in each project.

In Table 3, Table 4, Table 5, and Table 6, we report the results obtained from analyzing the AS-CS pairs, while in Table 7 we present the results for the AS-CS category pairs. These tables report the number of infected projects for each pair (column “*#Inf. Prj.*”), the number of infected projects where the results are statistically significant and their percentage up to the total number of infected projects (column “*#Prj. (p<0.05)*”). Moreover, we also list the projects that reported a Kendall correlation higher than 0.5 (column “*#Prj. (tau<0.5)*”).

As an example (Table 5), the pair composed of the architectural smell *Unstable Dependency* (UD) and the code smell *Base Class Should be Abstract* (BCSA) was detected in 54 projects (column “*#Inf.prj*”), with 30 of them (55% of projects) having a significant statistical correlation with a p-value  $<0.05$  (column “*#Prj. (p-value<0.05)*”). However, only two projects have a correlation higher than 0.5 (column “*#Prj. (tau >0.5)*”) while the remaining ones (28 projects), which are not listed in the table, had a statistically significant result with a low correlation ( $\text{tau} < 0.5$ ). The column “*Project*” indicates the two projects with a correlation higher than 0.5.

We also performed the same analysis (AS-CS pairs and AS-CS category pairs) at the project level, trying to analyze all the classes together as belonged to a single project. The results did not change, as illustrated in Table 8 and Table 9. We report the correlation value (column “*tau*”) and the relative statistical hypothesis testing value (column “*p-value*”).

In Table A.10 (Appendix A), we report the number of architectural smells, categories of code smells, and code smells infecting each analyzed project.

In order to better understand the cases of positive correlations, we manually inspected all the 23 projects where we found pairs with a correlation higher than 0.5 with a p-value lower than 0.05. The result of the manual inspection did not yield any useful feedback. As an example, Anti-Singleton (ASG) is positively correlated with Cyclic Dependency only in the project *xmojo*. Manually inspecting its classes, we confirmed the presence of the four cyclic dependencies, where two cycles included one class per cycle also affected by ASG and one of the four cycles was also affected by a Spaghetti Code smell. The same class affected by Spaghetti Code was also affected by Hub-Like Dependency (HD). Other projects, such as *Checkstyle*, *JParse*, and *Log4J* reported a relatively higher number of AS and CS but their manual examination did not reveal any noticeable information.

Table 2: Projects infected by code smells, a category of code smells, or architectural smells

Name	#Inf. prj.	per Project			
		AVG	Max	Min	StD
<b>Code Smells</b>					
Complex Class	103	147.90	914	1	163.23
Duplicated Code	103	237.28	1830	0	357.67
Long Method	102	178.88	1,251	0	197.58
Long Parameter List	100	94.09	1,197	0	157.51
Anti-Singleton	92	31.96	7.34	0	81.86
Class Data should be Private	90	28.93	3.53	0	50.07
Lazy Class	86	26.96	210	0	43.65
Spaghetti Code	58	2.97	40	0	5.23
Baseclass Abstract	54	3.84	65	0	8.49
Refused Parent Bequest	42	6.38	139	0	19.33
Speculative Generality	36	2.68	35	0	5
Many Field Attr. not Complex	32	0.76	20	0	2.23
Swiss Army Knife	11	1.39	76	0	8.22
Message Chains	8	1.27	62	0	7.19
Large Class	5	0.07	2	0	0.32
Baseclass Knows Derived	0	-	-	-	-
Blob Class	0	-	-	-	-
Functional Decomposition	0	-	-	-	-
Tradition Breaker	0	-	-	-	-
<b>Category of Code Smells</b>					
The Bloaters	103	421.70	3,364	1	496.13
The Dispensables	102	264.24	1,849	0	379.22
The Obj.-Orientation Abusers	92	31.96	734	0	81.86
The Change Preventers	58	2.97	40	0	5.23
The Encapsulators	8	1.27	62	0	7.19
The Obj.-Orientation Avoiders	0	-	-	-	-
<b>Architectural Smells</b>					
Multiple Architectural Smell	102	6,148.02	162,531	0	22,176.7
Cyclic Dependency	101	6,122.24	162,357	0	22,162.1
Hub-Like Dependency	100	21.35	168	0	25.43
Unstable Dependency	95	4.43	15	0	3.16

Table 4: Projects infected by the Hub-like Dependency architectural smell (HD) and code smells (RQ1)

AS	CS	#Inf.prj	Prj. (p-value < 0.05)		Prj. (tau > 0.5)	
			#	%	#	prj. name
HD	ASG	92	80	89	1	jmoney
	BCSA	54	50	92	2	checkstyle, jparse
	CC	102	95	90	0	-
	DC	102	91	89	0	-
	DSP	90	80	89	2	checkstyle, jparse
	LC	5	5	100	0	-
	LM	102	94	94	0	-
	LPL	100	93	93	0	-
	LzC	86	78	91	0	-
	MfNC	32	26	81	1	checkstyle
	MC	8	7	87	0	-
	RBP	42	37	88	1	checkstyle
	SC	58	50	69	1	xmojo
	SG	36	31	86	0	-
	SAK	11	9	82	0	-

Table 3: Projects infected by the Cyclic Dependency architectural smell (CD) and code smells (RQ1)

AS	CS	#Inf.prj	Prj.(p-value<0.05)		Prj.(tau>0.5)	
			#	%	#	prj. name
CD	ASG	92	70	76	1	xmojo
	BCSA	54	45	83	0	-
	CC	102	92	90	1	freecs
	DC	102	87	85	0	-
	DsP	90	60	67	0	-
	LC	5	1	20	0	-
	LM	102	87	85	0	-
	LPL	100	80	80	1	jpase
	LzC	86	28	32	0	-
	MFnC	32	10	31	0	-
	MC	8	7	87	0	-
	RPB	42	26	62	0	-
	SC	58	40	69	1	xmojo
	SG	36	22	61	0	-
SAK	11	6	54	0	-	

Table 5: Projects infected by the Unstable Dependency architectural smell (UD) and code smells (RQ1)

AS	CS	#Inf.prj	Prj.(p-value<0.05)		Prj.(tau>0.5)	
			#	%	#	prj. name
UD	ASG	92	60	65	1	nekohtml
	BCSA	54	30	55	2	log4j, picocontainer
	CC	102	92	90	0	-
	DC	102	84	82	0	-
	DsP	90	63	70	0	-
	LC	5	4	80	0	-
	LM	102	82	80	0	-
	LPL	100	68	68	0	-
	LzC	86	36	42	0	-
	MFnC	32	9	28	0	-
	MC	8	5	62	0	-
	RBP	42	23	55	0	-
	SC	58	30	52	1	oscache
	SG	36	17		2	log4j, picocontainer
SAK	11	8	72	0	-	

Table 6: Projects infected by a Multiple Architectural Smell (MAS) and code smells (RQ1.1)

AS	CS	#Inf.prj	Prj.(p-value<0.05)		Prj.(tau>0.5)	
			#	%	#	prj. name
MAS	ASG	92	66	72	0	-
	BCSA	54	32	60	0	-
	CC	102	90	88	0	-
	DC	102	64	63	0	-
	DsP	90	56	62	0	-
	LC	5	0	0	0	-
	LM	102	83	81	0	-
	LPL	100	80	80	1	jparse
	LzC	86	33	38	0	-
	MFnC	32	7	22	0	-
	MC	8	7	87	0	-
	RBP	42	21	50	0	-
	SC	58	36	62	1	xmojo
SG	36	21	58	0	-	
SAK	11	7	63	0	-	

Table 7: Projects infected by architectural smells (RQ2) or Multiple Architectural Smells (RQ2.1) and by categories of code smells

AS	CS cat.	#Inf.prj	Prj.(p-value<0.05)		Prj.(tau>0.5)	
			#	%	#	prj. name
CD	Bloat.	103	91	88	0	-
	Disp.	102	74	72	0	-
	OOA	98	73	75	0	-
HD	Bloat.	103	95	92	0	-
	Disp.	102	90	88	0	-
	OOA	92	87	94	1	jmoney
UD	Bloat.	102	87	85	0	-
	Disp.	102	68	67	0	-
	OAA	98	69	70	1	nekohtml
MAS	Bloat.	102	88	86	1	jparse
	Disp.	102	68	67	0	-
	OOA	98	66	67	0	-



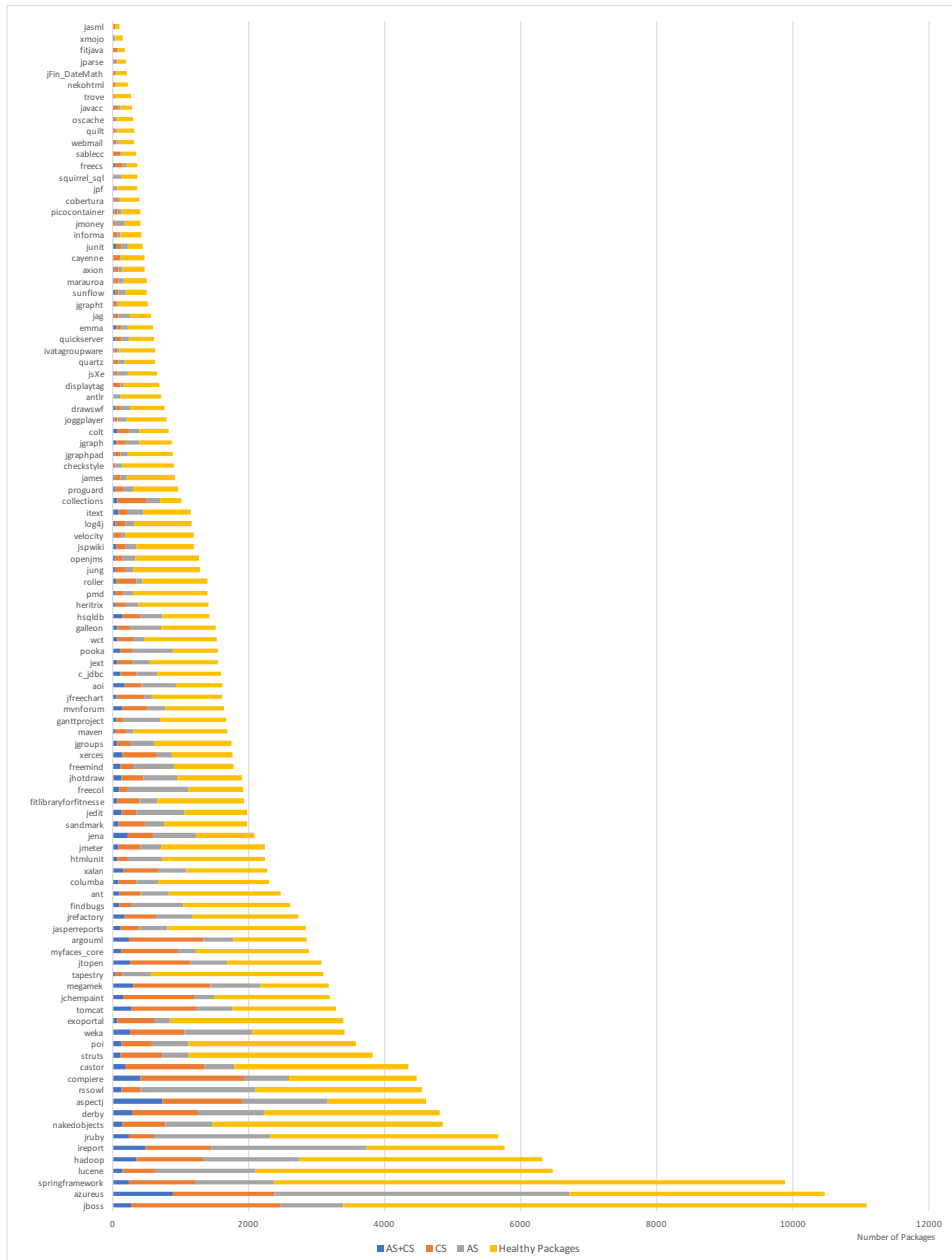


Figure 3: Number of packages infected by code smells or architectural smells

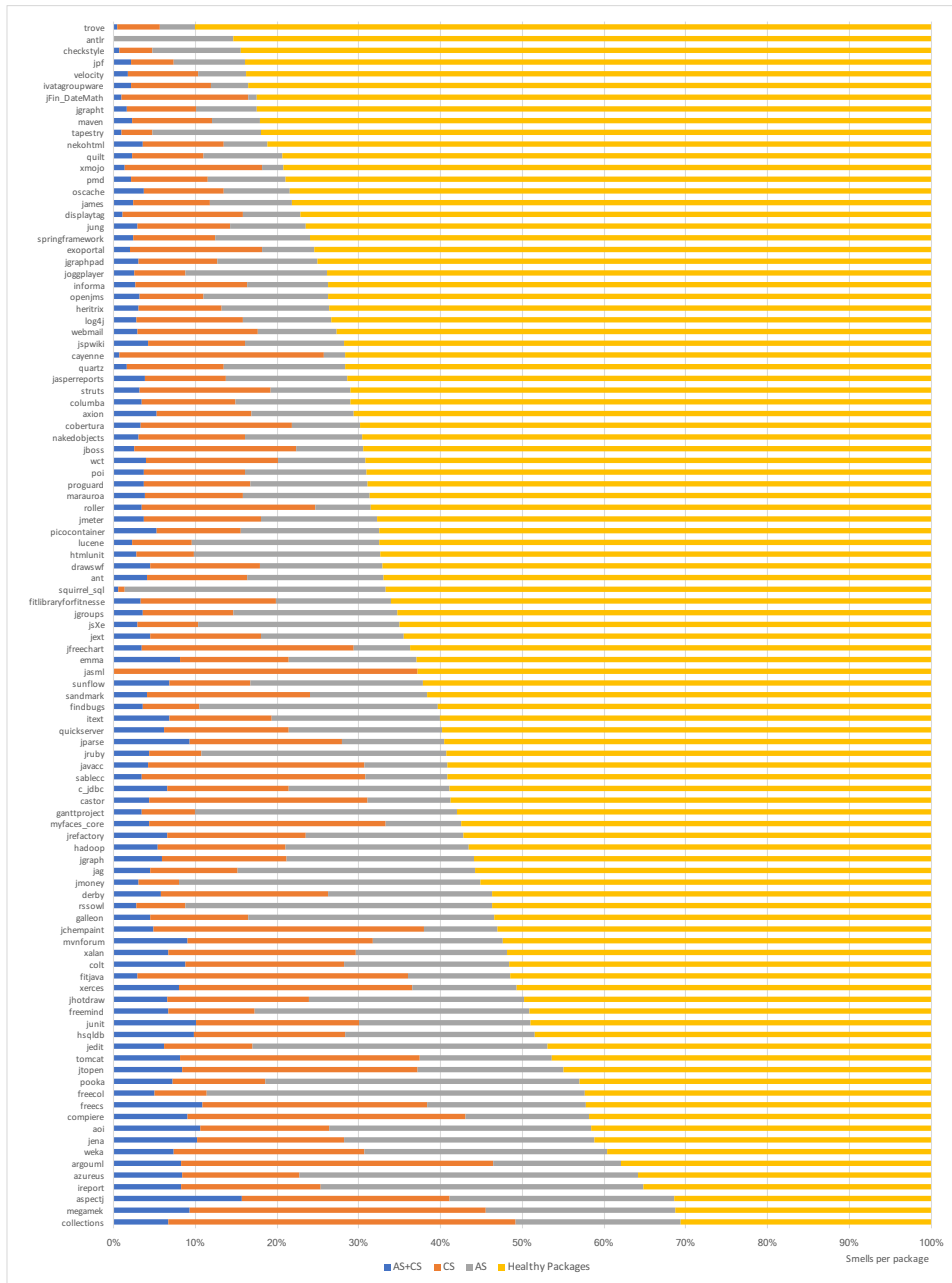


Figure 4: Number of code smells and architectural smells per package

Table 8: Correlation between AS and CS. All projects merged as a single project (RQ1 and RQ1.1)

CS	CD		HD		UD		MAS	
	p-value	tau	p-value	tau	p-value	tau	p-value	tau
ASG	0.03	0.04	0.03	0.32	0.04	0.14	0.00	0.19
BCSA	0.02	0.08	0.02	0.20	0.01	0.13	0.12	0.09
CC	0.01	0.13	0.04	0.31	0.01	0.03	0.00	0.23
DC	0.00	0.02	0.03	0.27	0.00	0.26	0.00	0.16
DsP	0.03	0.06	0.04	0.33	0.03	0.28	0.00	0.15
LC	0.72	0.35	0.03	0.36	0.00	0.08	0.23	0.04
LM	0.01	0.14	0.03	0.27	0.00	0.23	0.92	0.25
LPL	0.03	0.19	0.03	0.21	0.09	0.00	0.05	0.09
LzC	0.07	0.32	0.04	0.27	0.08	0.42	0.00	0.15
MFnC	0.60	0.23	0.04	0.27	0.08	-0.05	0.00	0.14
MC	0.01	0.10	0.04	0.19	0.00	0.12	0.00	0.33
RPB	0.05	0.06	0.04	0.31	0.08	-0.30	0.91	0.01
SC	0.05	0.18	0.03	0.36	0.06	0.18	0.11	0.04
SG	0.25	0.22	0.04	0.19	0.09	0.04	0.01	0.14
SAK	0.06	0.15	0.02	0.20	0.04	0.29	1.11	0.13

Table 9: Correlation between AS and categories of CS. All projects merged as a single project (RQ2 and RQ2.1)

AS	Bloat.		Disp.		OAA		Encap.		Change prev.	
	p-value	tau	p-value	tau	p-value	tau	p-value	tau	p-value	tau
CD	0.02	0.32	0.03	0.17	0.03	0.16	0.64	0.10	0.17	0.11
HD	0.00	0.24	0.00	0.28	0.08	0.03	0.07	0.36	0.75	0.29
UD	0.03	0.12	0.03	0.14	0.05	0.19	0.21	0.05	0.87	0.26
MAS	0.06	0.23	0.11	0.13	0.16	0.17	0.33	0.00	0.28	0.05

## 6. Discussion

In this Section, we will answer our Research Questions (RQs) based on the results obtained and described in Section 5 and derive the main lessons learned of this work.

### 6.1. RQ1: Is the presence of an architectural smell independent from the presence of code smells?

The results for RQ1 are presented in Table 3, Table 4, Table 5, and Table 8. We analyzed 45 combinations (AS-CS pairs composed of three architectural smells and 15 code smells) for each of the 102 projects for a total of 4,590 analyses and for the data of all the projects merged together as a single project.

Regarding the analysis performed separately on 111 projects, we decided not to consider the combinations (CD-LC, CD-MC, CD-SAK), (HD-LC, HD-MC and HD-SAK), and (UD-LC, UD-MC and UD-SAK), due to the low number of infected projects (less than twelve). We found statistically significant results (p-value  $<0.05$ ) for all the other combinations.

However, only 14 combinations in nine projects showed a correlation higher than 0.5. Moreover, the same combination of code smells and architectural smells was found in a maximum of two projects. For the other 40 combinations, we found low correlations ( $\tau < 0.5$ ) in a considerable number of projects (at least 32).

According to our results, the most interesting low correlations we found are related to SC (Spaghetti Code) CS with all the four AS considered, and ASG (Anti-Singleton) CS with three AS (CD, HD and UD).

Considering all the projects merged together, the results did not change and we found for the majority of the cases that the results were not statistically significant.

The results confirm our Hypothesis 0 since, based on the results of the 102 analyzed projects and the analysis of all the projects merged together as a single project, we were unable to identify any dependencies between architectural smells and code smells.

### *6.2. RQ1.1: Is the presence of a Multiple Architectural Smell independent from the presence of code smells?*

The results for RQ1.1 are presented in Table 6 and Table 8. We analyzed 15 combinations (CS-MAS pairs composed of 15 code smells and a Multiple Architectural Smell) for each of the 102 projects (1,530 analyses) and for the data from all the projects merged together as a single project.

Regarding the analysis performed with 111 projects separately, we decided not to consider the combinations (MAS-LC), (MAS-MC), and (MAS-SAK), due to the low number of infected projects (less than twelve). We found statistically significant results (p-value  $<0.05$ ) for the remaining 13 combinations. However, only two combinations in two different projects showed a correlation higher than 0.5. For the other eleven combinations we found low correlations ( $\tau < 0.5$ ) in a considerable number of projects (at least 32).

According to our results, we found that only SC (Spaghetti Code) and LPL (Long Parameter List) have a low correlation with MAS.

Considering all the projects merged together, the results did not change and we found for the majority of the cases that the results were not statistically significant.

The results confirm our Hypothesis 0, since the presence of a Multiple Architectural Smell does not depend on the presence of code smells in the 102 analyzed projects.

*6.3. RQ2: Is the presence of an architectural smell independent from the presence of a category of code smells?*

In order to answer this RQ, we considered the three categories of code smells reported in Section 3.2: *Bloaters* (Bloat.), *Dispensables* (Disp), and *Object Orientation Abusers* (OOA). In this case, we considered all the code smells belonging to the same category as a single code smell.

The results obtained for RQ2 are shown in Table 7 and Table 9. We analyzed nine combinations of AS-CS (pairs composed of three categories of code smells and three architectural smells) for each of the 102 projects (918 analyses) and for the data from all the projects merged together as a single project.

Regarding the analysis performed with 111 projects separately, we found statistically significant results (p-value  $< 0.05$ ) for all the combinations. However, only two combinations with the same category of code smells (OOA) showed a correlation higher than 0.5 in two different projects, as shown in Table 7. For the other seven combinations, we found low correlations (tau  $< 0.5$ ) in a huge number of projects (at least 92). The results are similar to the one reported for the analysis of the non-categorized code smells in (Table 3, Table 4, and Table 5).

According to our results, the most interesting low correlations we found are between the category of Object-Oriented Abuser (OOA) smells and the two HD and UD architectural smells.

Considering all the projects merged together, the results did not change and we found for the majority of the cases that the results were not statistically significant.

We can accept our Hypothesis 0, since the presence of an architectural smell does not depend on the presence of a *category* of code smells. Even though three projects were infected by the same category of code smells, we were unable to consider the results since the sample was too small.

*6.4. RQ2.1: Is the presence of a Multiple Architectural Smell independent from the presence of a category of code smells?*

In order to answer this RQ, we considered the same category of code smells adopted in RQ2. The results obtained for RQ2.1 are shown in Table 7 and Table 9. We analyzed three combinations (CS-AS pairs composed of three categories of code smells and one Multiple Architectural Smell) for

each of the 102 projects (306 analyses) and for the data from all the projects merged together as a single project.

Regarding the analysis performed with 111 projects separately, we found statistically significant results (p-value <0.05) for all the combinations. However, only one combination showed a correlation higher than 0.5, and only in one project. For the other three combinations, we found low correlations (tau <0.5) in a huge number of projects (at least 98).

According to our results, the most interesting low correlations we found are between the category the Bloater category and the MAS architectural smell.

We can accept Hypothesis 0, since the presence of a Multiple Architectural Smell does not depend on the presence of a *category* of code smells.

Considering all the projects merged together, the results did not change and we found for the majority of the cases that the results were not statistically significant. In conclusion we found very low correlations. Correlations in all the projects are very low, and merging the data did not help to increase the number of correlations.

### 6.5. Lessons Learned

*Lesson Learned 1:* An architectural smell or Multiple Architectural Smells do not depend on code smells. As we can see from the analysis, statistically significant results were found in all projects for all cases of ASCS pairs, and for MAS-LPL (Multiple Architectural Smell-Long Parameters List) or MAS-SC (Spaghetti Code). However, some code smells were found to infect projects more frequently than others and therefore the results of the analyses are more reliable for them. Considering all the analyses (4,590 for RQ1 and 1,530 for RQ1.1), 58.8% of them provided statistically significant results and only 0.03% of them showed a correlation higher than 0.5.

Therefore, the main lesson learned from the analysis of these RQs is that architectural smells do not depend on code smells and therefore the refactoring of code smells does not decrease the chances of removing architectural smells. Moreover, the removal of an architectural smell does not imply the removal or reduction of code smells, either. Hence, developers can focus their attention on the refactoring of the more dangerous architectural smells.

*Lesson Learned 2:* An architectural smell or Multiple Architectural Smells do not depend on categories of code smells. In this case, too, 78% of them provided statistically significant results (918 for RQ2 and 306 for RQ 2.1), and only 0.3% of them showed a correlation higher than 0.5.

Even if we considered categories of code smells or some smells together, the results do not change, which confirms the need to analyze and remove smells at both levels, i.e., both code and architectural smells.

Oizumi et al[49] outlined that design problems, structures that violates fundamental design principles, can be located by not considering only syntactical agglomeration of code smells, but also the semantically ones. We have not considered semantically relations, but we considered categories of smells that can be viewed as a kind of semantically agglomeration. According to the categories we found correlations between the category of Object-Oriented Abuser (OOA) smells and the two HD and UD architectural smells and between the Bloater category of smells and the MAS architectural smell. Among the design problems considered in the study of Oizumi et al and our AS, only Cyclic Dependency problem is in common and according to the code smells only Long Method and Long Parameter List is in common, hence the results obtained in the two study are quite different and a next future development is related to consider the detection of other smells, that could be more relevant according to their impact on architectural problems . Moreover, we could remove from the code smells list of Section 3.1 those that could be seen more as design/architectural problems than problems at the code level, such as for example Swiss Army Knife and Spaghetti Code smells. Moreover, in the Oizumi paper the design problems have been identified through the developers feedbacks by creating a ground truth of design problems for the set of considered projects. We detected the architectural problems/smells through the Arcan tool. In conclusion, with respect to the results obtained we can observe that the relation between Spaghetti Code and all the other AS can be an expected relation. In any case all the correlations have been found in few projects.

The independence between issues at the code level detected using the Technical Debt Index provided by SonarQube and those at the architectural level detected using the Architectural Debt Index computed by Arcan has been evaluated in a previous study [69]. Developers have to take care of both possible sources of debt, as removing code debt does not necessarily imply the reduction/removal of architectural debt and vice versa. The results described in this paper are in line with this previous result.

*Lesson Learned 3:* Code smells and architectural smells correlations have to be further investigated as we will outline in future developments. According to the results we found, we could expect to find a correlation between Spaghetti Code and all the AS, as well as Spaghetti Code and Long Parameter List with MAS. We have not find correlations between some code smells and architectural smells previously found in the literature, since the tools

we used were not able to detect some of these smells, such as for example Feature Envy and Divergent Change CS and Scattered Functionality AS. Hence, its difficult to compare our results with previous results of the literature. For example in the work of Oizumi [49] other AS (design problems) have been considered with the exception of Cyclic Dependency. They found that some code anomalies often flock together in order to embody a design problem. They analyzed not only syntactic agglomerations of code anomalies, but also the semantic ones, as possible indicators of design problems. We have not considered in our work these kinds of agglomerations, but we considered some categories of code smells. Moreover, in their work design problems have been identified through the developers feedbacks by creating a ground truth of design problems for the set of considered projects. While we detected the architectural problems/smells through an automated support . Hence, further investigations have to be done and this study can also be used to better design future analysis.

## 7. Threats to Validity

In this Section, we introduce the threats to validity, following the structure suggested by Yin [70], reporting construct validity, internal validity, external validity, and reliability. Moreover, we will also discuss the different tactics adopted to mitigate them.

### 7.1. Construct Validity

*Construct Validity* concerns the identification of the measures adopted for the concepts studied in this work. We used two widely accepted tools to measure code and architectural smells, but we are aware that other tools could have reported different results or could have detected other types of smells. To reduce the threat related to the data analysis technique adopted, we used Kendall rank correlation, since it has less gross error sensitivity enabling a more robust analysis with a smaller asymptotic variance [68].

### 7.2. Internal Validity

Threats to *Internal Validity* concern factors that might have influenced the results obtained. Regarding this threat, the main issue is related to the detection accuracy of the adopted tools. For this purpose, we relied on existing detection tools already adopted in previous research studies. Regarding code smell detection, we relied on the DECOR rules. We would like to point out that the SonarQube "Antipatterns-CodeSmell" plugin adopts the exact rules defined by Moha et al. [39]. We are aware that the results could be



influenced by the presence of false negatives and positives. For this reason, Moha et al. reported a precision higher than 60% for DECOR and a recall of 100% on a selected set of projects. Moreover, in our previous work [71], two authors independently manually validated a subset of smell instances, reporting a mean precision of 78%. The results of the validation analyzed in [71] are also available in its replication package [66].

The evaluation of Arcan’s detection performance in two industrial case studies based on the feedback of the developers is described in [60], where the authors report a precision of 100%, since Arcan found only correct instances of architectural smells, and a recall of 66%. The developers reported five more architectural smells, which were false negatives related to 180 external components outside the tool’s scope of analysis. According to the recall value, some AS can be missed and therefore, we might have failed to detect some correlations. Moreover, the manual validation of the Arcan’s detection results has been done on ten open source projects [22] and a multiple case study on several architectural smells detected by Arcan has been conducted on four industrial projects [61], with the aim to evaluate the negative impact of the architectural smells based on the feedbacks from practitioners. According to this study practitioners appreciated the support of the automatic detection of AS provided by Arcan [61].

Based on the previous assumptions, the presence of possible false positives and false negatives is mitigated also by the large sample of analyzed projects and by the high precision and recall values of the results of the two detection tools.

### 7.3. External Validity

Threats to *External Validity* concern the generalization of the results obtained. We cannot claim that our results fully represent every Java project. In order to mitigate this issue, we considered a large set of projects with different characteristics, in particular a set of 102 well-known Java projects included in the Qualitas Corpus data set. This data set includes projects from different domains, of different sizes, and with different architectures. Hence, this data set is representative and useful for reducing the possibility that the results might not be generalizable. As for the selection of the projects for this study, the adoption of Open Source projects instead of commercial ones, should not have influenced the results of this work. Open source projects are now considered at the same level of quality of closed source projects [72]. Therefore, we hypothesized that commercial projects, in similar domains, would have reported a similar result. We have analyzed

only Java projects, hence we can not generalize our results to projects in different programming languages.

We used two available tools to measure code and architectural smells. Not all of the defined code smells and architectural smells in the literature are detected by these tools. Hence, we cannot claim that our results will hold for any code smell or architectural smell. In order to mitigate this issue, we considered a large number of code smells, but other code smells can be considered in future work, such as for example the Feature Envy smell [4]. The detection of this smell could have a significant impact on the results: when envying classes, or in the case of classes that are being envied and very scattered in a software project, this might actually represent an indicator of a design or architecture-level problem. While for architectural smells, we have considered only four architectural smells, since the availability of tools able to detect several architectural smells<sup>4</sup> is reduced with respect to code smells. Hence, we have to extend this study by considering other architectural smells and, in particular, other smells not focused only on dependency issues. To accomplish this task, we have to extend Arcan with the ability to detect such new architectural smells or use another available tool.

Moreover, to enable the replicability of this work, we provided a complete replication package [66].

#### 7.4. Reliability

Threats to *Reliability* refer to the correctness of the conclusions reached in the study. We applied non-parametric tests and rank-based correlation methods, as software metrics often do not have normal distributions. We used a standard R package to perform all statistical analyses since it allows simple replications and gives good confidence on the quality of the results.

## 8. Conclusion and Future Development

In this work, we conducted a large-scale empirical study investigating the correlations between code smells and architectural smells. We detected code smells and architectural smells in 102 Java projects of the Qualitas Corpus data set [73] by means of two smell detection tools, the SonarQube "Antipatterns-CodeSmells plugin" for code smells and Arcan for architectural smells.

---

<sup>4</sup>at least at the time when we performed this study.

We found empirical evidence on the independence between code smells and architectural smells. Therefore, we can assume that the presence of code smells does not imply the presence of architectural smells and vice versa. This result can be useful for developers, since they cannot focus only on the refactoring of code smells, but also need to pay particular attention to the more dangerous architectural smells. Moreover, this result can stimulate research in this direction to enhance the detection of architectural issues such as architectural smells. Also, it may provide an incentive for studying and providing support for the automated refactoring of AS.

Future work will include the replication of this work considering different projects and their historical evolution. In particular, we would like to consider projects in different categories and evaluate whether the domain of the project might have an impact on this study. We have to extend our study by considering other code and architectural smells. Regarding code smells, we have to consider at least the Feature Envy and Divergent Change smells, not detected by the tool we used. Hence, we could revisit the classification of CS in the different categories according to the new introduced CS. Regarding architectural smells, we have to consider a larger set of smells not focused only on dependency issues, such as those identified, for example, by Macia et al.[18] and Garcia et al.[1]. To accomplish this task, we could extend Arcan to detect these new architectural smells or exploit any other tool available in the future. We are also working on the extension of Arcan to detect architectural smells in microservice architectures [74].

Research interest on architectural smells is increasing, and this will certainly lead to the development of new tools or the extension of the existing ones.

Therefore, we believe there is a need for more empirical investigations in this domain, so as to understand whether (a) the presence of other code smells implies the presence of one or more architectural smells; (b) the independence between architectural smells and code smells is still true when considering other architectural smells not currently detected by Arcan or by other available tools; (c) the results obtained are valid for other projects in different domains.

Moreover, as outlined by Kourosfar et al. [75], to improve the accuracy of bug prediction one should also take the software architecture of the project into consideration. Hence, in the near future we would like to study potential correlations between architectural smells and bugs as well as potential correlations with other issues detected through SonarQube [76].

## References

## References

- [1] J. Garcia, D. Popescu, G. Edwards, N. Medvidovic, Identifying architectural bad smells, in: CSMR 2009, IEEE, Germany, 2009, pp. 255–258.
- [2] N. A. Ernst, S. Bellomo, I. Ozkaya, R. L. Nord, I. Gorton, Measure it? manage it? ignore it? software practitioners and technical debt, in: Proceedings of the 2015 10th Joint Meeting on Foundations of Software Engineering, ESEC/FSE 2015, Bergamo, Italy, August 30 - September 4, 2015, pp. 50–60.
- [3] R. Nord, I. Ozkaya, P. Kruchten, M. Gonzalez-Rojas, In search of a metric for managing architectural technical debt, in: Proceedings of the 2012 Joint Working IEEE/IFIP Conference on Software Architecture (WICSA) and European Conference on Software Architecture (ECSA), IEEE, Helsinki, Finland, 2012, pp. 91–100.
- [4] M. Fowler, K. Back, Refactoring: Improving the Design of Existing Code, Addison-Wesley Longman Publishing Co., Inc., Boston, MA, USA, 1999.
- [5] F. Palomba, G. Bavota, M. D. Penta, F. Fasano, R. Oliveto, A. D. Lucia, On the diffuseness and the impact on maintainability of code smells: a large scale empirical investigation, *Empirical Software Engineering* 23 (2018) 1188–1221.
- [6] T. Hall, M. Zhang, D. Bowes, Y. Sun, Some code smells have a significant but small effect on faults, *ACM Trans. Softw. Eng. Methodol.* 23 (2014) 33:1–33:39.
- [7] S. Olbrich, D. S. Cruzes, V. Basili, N. Zazworka, The evolution and impact of code smells: A case study of two open source systems, in: Proceedings of the 2009 3rd International Symposium on Empirical Software Engineering and Measurement, ESEM '09, IEEE Computer Society, Washington, DC, USA, 2009, pp. 390–400.
- [8] D. I. K. Sjoberg, A. Yamashita, B. Anda, A. Mockus, T. Dyba, Quantifying the effect of code smells on maintenance effort, *IEEE Trans. Softw. Eng.* 39 (2013) 1144–1156.

- [9] A. Lozano, M. Wermellinger, Assessing the effect of clones on changeability, in: IEEE International Conference on Software Maintenance, ICSM '08, IEEE Computer Society, Washington, DC, USA, 2008, pp. 227–236.
- [10] B. Pietrzak, B. Walter, Leveraging code smell detection with inter-smell relations, in: P. Abrahamsson, M. Marchesi, G. Succi (Eds.), Extreme Programming and Agile Processes in Software Engineering, volume 4044 of *Lecture Notes in Computer Science*, Springer Berlin / Heidelberg, 2006, pp. 75–84.
- [11] B. Walter, F. A. Fontana, V. Ferme, Code smells and their collocations: A large-scale experiment on open-source systems, *Journal of Systems and Software* 144 (2018) 1–21.
- [12] H. Liu, Z. Ma, W. Shao, Z. Niu, Schedule of bad smell detection and resolution: A new way to save effort, *IEEE Transactions on Software Engineering* 38 (2012) 220–235.
- [13] A. Yamashita, M. Zanoni, F. Arcelli Fontana, B. Walter, Inter-smell relations in industrial and open source systems: A replication and comparative analysis, in: Proceedings of the 31st International Conference on Software Maintenance and Evolution (ICSME2015), IEEE, Bremen, Germany, 2015, pp. 121–130.
- [14] W. Li, R. Shatnawi, An empirical study of the bad smells and class error probability in the post-release object-oriented system evolution, *J. Syst. Softw.* 80 (2007) 1120–1128.
- [15] F. Palomba, M. Zanoni, F. A. Fontana, A. D. Lucia, R. Oliveto, Toward a smell-aware bug prediction model, *IEEE Trans. Software Eng.* 45 (2019) 194–218.
- [16] I. Deligiannis, M. Shepperd, M. Roumeliotis, I. Stamelos, An empirical investigation of an object-oriented design heuristic for maintainability, *Journal of Systems and Software* 65 (2003) 127 – 139.
- [17] B. D. Bois, S. Demeyer, J. Verelst, T. Mens, M. Temmerman, Does god class decomposition affect comprehensibility?, in: IASTED Conf. on Software Engineering.
- [18] I. Macia, R. Arcoverde, A. Garcia, C. Chavez, A. von Staa, On the relevance of code anomalies for identifying architecture degradation symptoms, in: Proceedings of the 15th European Conference on Software

Maintenance and Reengineering (CSMR 2012), IEEE Computer Society, Szeged, Hungary, 2012, pp. 277–286.

- [19] I. Macia, J. Garcia, D. Popescu, A. Garcia, N. Medvidovic, A. von Staa, Are automatically-detected code anomalies relevant to architectural modularity?: An exploratory analysis of evolving systems, in: Proceedings of the 11th Annual International Conference on Aspect-oriented Software Development (AOSD '12), ACM, Potsdam, Germany, 2012, pp. 167–178.
- [20] M. V. Mäntylä, C. Lassenius, Subjective evaluation of software evolvability using code smells: An empirical study, *Empirical Software Engineering* 11 (2006) 395–431.
- [21] E. Tempero, C. Anslow, J. Dietrich, T. Han, J. Li, M. Lumpe, H. Melton, J. Noble, The qualitas corpus: A curated collection of java code for empirical studies, in: Proc. 17th Asia Pacific Software Engineering Conference (APSEC 2010), IEEE, Sydney, Australia, 2010, pp. 336–345.
- [22] F. Arcelli Fontana, I. Pigazzini, R. Roveda, M. Zanoni, Automatic detection of instability architectural smells, in: Proc. 32nd Intern. Conf. on Software Maintenance and Evolution (ICSME 2016), IEEE, Raleigh, North Carolina, USA, 2016.
- [23] C. J. Kapsner, M. W. Godfrey, "cloning considered harmful" considered harmful: Patterns of cloning in software, *Empirical Softw. Engg.* 13 (2008) 645–692.
- [24] J. Schumacher, N. Zazworka, F. Shull, C. Seaman, M. Shaw, Building empirical support for automated code smell detection, in: Proceedings of the 2010 ACM-IEEE International Symposium on Empirical Software Engineering and Measurement, ESEM '10, ACM, New York, NY, USA, 2010, pp. 8:1–8:10.
- [25] S. Olbrich, D. Cruzes, D. I. K. Sjoberg, Are all code smells harmful? a study of god classes and brain classes in the evolution of three open source systems, in: IEEE International Conference on Software Maintenance (ICSM 2010), p. 10.
- [26] F. Arcelli Fontana, E. Mariani, A. Morniroli, R. Sormani, A. Tonello, An experience report on using code smells detection tools, in: IEEE

- Fourth International Conference on Software Testing, Verification and Validation Workshops, RefTest 2011, IEEE, Berlin, 2011, pp. 450–457.
- [27] F. Palomba, G. Bavota, M. D. Penta, R. Oliveto, D. Poshyvanyk, A. D. Lucia, Mining version histories for detecting code smells, *IEEE Transactions on Software Engineering* 41 (2015) 462–489.
- [28] F. Arcelli Fontana, V. Ferme, M. Zanoni, R. Roveda, Towards a prioritization of code debt: A code smell intensity index, in: *Proc. Seventh International Workshop on Managing Technical Debt (MTD 2015)*, IEEE, Bremen, Germany, 2015, pp. 16–24. In conjunction with ICSME 2015.
- [29] U. Azadi, F. A. Fontana, M. Zanoni, Machine learning based code smell detection through wekanose, in: *Proceedings of the 40th International Conference on Software Engineering: Companion Proceedings, ICSE 2018*, Gothenburg, Sweden, May 27 - June 03, 2018, pp. 288–289.
- [30] M. Fokaefs, N. Tsantalis, A. Chatzigeorgiou, Jdeodorant: Identification and removal of feature envy bad smells, in: *23rd IEEE International Conference on Software Maintenance (ICSM 2007)*, October 2-5, 2007, Paris, France, pp. 519–520.
- [31] M. Lanza, R. Marinescu, *Object-Oriented Metrics in Practice*, Springer, 2006.
- [32] W. Brown, R. C. Malveau, H. W. McCormick III, T. J. Mowbray, *AntiPatterns: Refactoring Software, Architectures, and Projects in Crisis*, John Wiley, 1998.
- [33] M. Lippert, S. Roock, *Refactoring in Large Software Projects: Performing Complex Restructurings Successfully*, Wiley, 2006.
- [34] F. Arcelli Fontana, S. Maggioni, Metrics and antipatterns for software quality evaluation, in: *Proceedings of the 34th IEEE Software Engineering Workshop (SEW 2011)*, IEEE, Limerick, Ireland, 2011, pp. 48–56.
- [35] G. Suryanarayana, G. Samarthyam, T. Sharma, *Refactoring for Software Design Smells*, Morgan Kaufmann, 1 edition, 2015.
- [36] hello2morrow, Sonargraph Product Family, 2015. <https://www.hello2morrow.com/products/sonargraph>.

- [37] F. A. Fontana, V. Ferme, M. Zanoni, Towards assessing software architecture quality by exploiting code smell relations, in: Proceedings of the 2nd IEEE/ACM International Workshop on Software Architecture and Metrics (SAM 2015), Florence, Italy, pp. 1–7.
- [38] M. Mantyla, J. Vanhanen, C. Lassenius, A taxonomy and an initial empirical study of bad smells in code, in: Software Maintenance, 2003. ICSM 2003. Proceedings. International Conference on, pp. 381–384.
- [39] N. Moha, Y.-G. Guéhéneuc, Decor: a tool for the detection of design defects, in: Proc. 22nd IEEE/ACM international conference on Automated software engineering (ASE '07), ACM, Atlanta, Georgia, USA, 2007, pp. 527–528.
- [40] G. Suryanarayana, G. Samarthayam, T. Sharma, Refactoring for Software Design Smells: Managing Technical Debt, Morgan Kaufmann Publishers Inc., San Francisco, CA, USA, 1st edition, 2014.
- [41] I. Macía Bertrán, On the Detection of Architecturally-Relevant Code Anomalies in Software Systems, Ph.D. thesis, PUC-Rio, Departamento de Informática, Rio de Janeiro, 2013.
- [42] R. Mo, Y. Cai, R. Kazman, L. Xiao, Hotspot patterns: The formal definition and automatic detection of architecture smells, in: Proceedings of the 12th Working IEEE/IFIP Conference on Software Architecture (WICSA 2015), IEEE, Montreal, QC, Canada, 2015, pp. 51–60.
- [43] R. Kazman, Y. Cai, R. Mo, Q. Feng, L. Xiao, S. Haziyevev, V. Fedak, A. Shapochka, A case study in locating the architectural roots of technical debt, in: Software Engineering (ICSE), 2015 IEEE/ACM 37th IEEE International Conference on, volume 2, pp. 179–188.
- [44] L. Xiao, Y. Cai, R. Kazman, Titan: A toolset that connects software architecture with quality analysis, in: Proceedings of the 22Nd ACM SIGSOFT International Symposium on Foundations of Software Engineering (FSE 2014), ACM, Hong Kong, China, 2014, pp. 763–766.
- [45] R. Marinescu, Assessing technical debt by identifying design flaws in software systems, IBM Journal of Research and Development 56 (2012) 9:1–9:13.
- [46] D. M. Le, P. Behnamghader, J. Garcia, D. Link, A. Shahbazian, N. Medvidovic, An empirical study of architectural change in open-



- source software systems, in: 2015 IEEE/ACM 12th Working Conference on Mining Software Repositories, pp. 235–245.
- [47] S. Ganesh, T. Sharma, G. Suryanarayana, Towards a principle-based classification of structural design smells, *Journal of Object Technology* 12 (2013) 1:1–29.
- [48] U. Azadi, F. Arcelli Fontana, D. Taibi, Architectural smells detected by tools: a catalogue proposal, in: Proceedings of International Conference on Technical Debt, TechDebt '19.
- [49] W. N. Oizumi, A. F. Garcia, L. da Silva Sousa, B. B. P. Cafeo, Y. Zhao, Code anomalies flock together: exploring code anomaly agglomerations for locating design problems, in: Proceedings of the 38th International Conference on Software Engineering, ICSE 2016, Austin, TX, USA, May 14–22, 2016, pp. 440–451.
- [50] W. Oizumi, A. Garcia, M. Ferreira, A. von Staa, T. Colanzi, When code-anomaly agglomerations represent architectural problems? an exploratory study, in: Software Engineering (SBES), 2014 Brazilian Symposium on, pp. 91–100.
- [51] E. Guimaraes, A. Garcia, Y. Cai, Exploring blueprints on the prioritization of architecturally relevant code anomalies – a controlled experiment, in: 2014 IEEE 38th Annual Computer Software and Applications Conference, pp. 344–353.
- [52] F. Khomh, M. D. Penta, Y.-G. Guéhéneuc, G. Antoniol, An exploratory study of the impact of antipatterns on class change- and fault-proneness, *Empirical Softw. Engg.* 17 (2012) 243–275.
- [53] A. J. Riel, *Object-Oriented Design Heuristics*, Addison-Wesley Longman Publishing Co., Inc., Boston, MA, USA, 1st edition, 1996.
- [54] S. Kpodjedo, F. Ricca, P. Galinier, Y.-G. Guhneuc, G. Antoniol, Design evolution metrics for defect prediction in object oriented systems, *Empirical Software Engineering* 16 (2011) 141–175.
- [55] N. Moha, Y. G. Gueheneuc, L. Duchien, A. F. L. Meur, DECOR: A method for the specification and detection of code and design smells, *IEEE Transactions on Software Engineering* 36 (2010) 20–36.

- [56] S. E. S. Taba, F. Khomh, Y. Zou, A. E. Hassan, M. Nagappan, Predicting bugs using antipatterns, in: Proceedings of the 2013 IEEE International Conference on Software Maintenance, ICSM '13, IEEE Computer Society, Washington, DC, USA, 2013, pp. 270–279.
- [57] R. Marinescu, Detection strategies: Metrics-based rules for detecting design flaws, in: Proceedings of the 20th IEEE International Conference on Software Maintenance, ICSM '04, IEEE Computer Society, Washington, DC, USA, 2004, pp. 350–359.
- [58] R. C. Martin, Agile Software Development: Principles, Patterns, and Practices, Prentice Hall, 2007.
- [59] H. A. Al-Mutawa, J. Dietrich, S. Marsland, C. McCartin, On the shape of circular dependencies in java programs, in: Proc. 23rd Australian Software Engineering Conference (ASWEC 2014), IEEE, Sydney, Australia, 2014, pp. 48–57.
- [60] F. Arcelli Fontana, I. Pigazzini, R. Roveda, D. A. Tamburri, M. Zanoni, E. D. Nitto, Arcan: A tool for architectural smells detection, in: 2017 IEEE International Conference on Software Architecture Workshops, ICSA Workshops 2017, Gothenburg, Sweden, April 5-7, 2017, pp. 282–285.
- [61] A. Martini, F. Arcelli Fontana, A. Biaggi, R. Roveda, Identifying and prioritizing architectural debt through architectural smells: a case study in a large software company, in: Proc. of the European Conf. on Software Architecture (ECSA), Springer, Madrid, Spain, 2018.
- [62] P. Runeson, M. Höst, Guidelines for conducting and reporting case study research in software engineering, Empirical Softw. Engg. 14 (2009) 131–164.
- [63] V. R. Basili, G. Caldiera, H. D. Rombach, The goal question metric approach, Encyclopedia of Software Engineering (1994).
- [64] F. Shull, J. Singer, D. I. Sjøberg, Guide to Advanced Empirical Software Engineering, Springer-Verlag, Berlin, Heidelberg, 2007.
- [65] R. Terra, L. F. Miranda, M. T. Valente, R. S. Bigonha, Qualitas.class Corpus: A compiled version of the Qualitas Corpus, Software Engineering Notes 38 (2013) 1–4.

- [66] D. Taibi, Raw data: Are architectural smells independent from code smells? an empirical study, <https://data.mendeley.com/datasets/tnhk383zvz/>, 2017.
- [67] R. C. Martin, Object oriented design quality metrics: An analysis of dependencies, ROAD 2 (1995).
- [68] C. Croux, C. Dehon, Influence functions of the spearman and kendall correlation measures, *Statistical Methods & Applications* 19 (2010) 497–515.
- [69] R. Roveda, F. Arcelli Fontana, I. Pigazzini, M. Zanoni, Towards an architectural debt index, in: *Proceedings of the Euromicro Conference on Software Engineering and Advanced Applications (SEAA)*, Technical Debt track, IEEE, Prague, Czech Republic, 2018.
- [70] R. K. Yin, *Case Study Research: Design and Methods*, 4th Edition (Applied Social Research Methods, Vol. 5), SAGE Publications, Inc, 4th edition, 2009.
- [71] D. Taibi, A. Janes, V. Lenarduzzi, How developers perceive smells in source code: A replicated study, *Information and Software Technology* 92 (2017) 223 – 235.
- [72] V. Lenarduzzi, , D. Tosi, L. Lavazza, S. Morasca, Why do developers adopt open source software? past, present and future, in: *15th International Conference on Open Source Systems (OSS2019)*.
- [73] R. Terra, L. F. Miranda, M. T. Valente, R. S. Bigonha, *Qualitas.class Corpus: A compiled version of the Qualitas Corpus*, *Software Engineering Notes* 38 (2013) 1–4.
- [74] D. Taibi, V. Lenarduzzi, On the definition of microservice bad smells, *IEEE Software* 35 (2018) 56–62.
- [75] E. Kourosfar, M. Mirakhorli, H. Bagheri, L. Xiao, S. Malek, Y. Cai, A study on the role of software architecture in the evolution and quality of software, in: *Proceedings of the 12th Working Conference on Mining Software Repositories, MSR '15*, IEEE Press, Piscataway, NJ, USA, 2015, pp. 246–257.
- [76] N. Saarimäki, V. Lenarduzzi, D. Taibi, On the diffuseness of code technical debt in open source projects, *International Conference on Technical Debt (TechDebt 2019)* (2019).

## Appendix A. The analyzed projects

Table A.10: Number of Architectural Smells, Category of Code Smells, and Code Smells infecting the analyzed projects

Project	Architectural Smells					Category of Code Smells										Code Smells									
	UD	HI	CD	MAS	Bloat	Disp.	Enc.	OOA	AS	BCSA	DSP	CC	DC	LC	LzC	LM	LPL	MFn	MC	RPB	SC	SG			
aoi	6	7	11110	11123	225	191	42	31	31	0	42	78	188	0	3	108	39	0	0	0	0	3	0		
argouml	3	25	1833	1861	854	1344	62	17	17	3	61	333	1294	0	50	429	89	3	1	0	6	2			
aspectj	8	52	48064	48124	974	1564	353	93	93	5	353	437	1501	0	63	352	183	2	0	6	10	2			
axion	1	5	158	164	85	40	8	3	3	0	8	31	39	0	1	46	7	1	0	0	0	0			
azureus	6	168	162357	162531	1193	704	173	139	139	65	111	428	494	0	210	462	303	0	62	139	19	25			
cj4bc	7	35	1632	1674	365	136	21	54	54	0	21	140	132	0	4	165	60	0	0	0	6	0			
castor	9	58	1510	1577	1511	1017	32	11	11	4	32	511	956	0	61	573	427	0	0	4	4	1			
cayenne	2	1	12	15	1241	552	18	25	25	4	18	479	343	0	209	655	106	1	0	32	0	25			
checkstyle	4	3	253	260	446	50	10	5	5	2	10	186	50	0	0	158	100	2	0	2	0	0			
cobertura	6	4	38	48	78	49	26	3	3	2	26	30	48	0	1	31	17	0	0	0	0	0			
collections	4	5	360	369	241	411	2	2	2	1	2	77	409	0	2	107	57	0	0	0	0	4			
colt	6	9	885	900	85	109	6	22	22	1	6	17	95	0	14	50	18	0	0	2	5	0			
columba	5	60	2294	2359	623	146	24	29	29	0	24	169	134	0	12	253	201	0	0	0	0	0			
complete	9	19	8282	8310	1351	1292	81	734	734	2	81	412	1265	2	27	516	415	6	0	1	5	1			
derby	4	51	9648	9703	1455	739	163	98	98	11	163	542	581	0	158	604	303	6	0	9	16	6			
displaytag	1	5	117	123	197	81	0	2	2	2	0	61	81	0	0	79	57	0	0	1	0	0			
drawswf	2	14	364	380	102	57	7	12	12	10	7	40	55	0	2	53	9	0	0	10	0	1			
emma	3	8	187	198	79	41	19	0	0	0	19	21	39	0	2	28	30	0	0	0	0	3			
expoportal	0	49	370	419	998	269	44	77	77	11	44	263	228	0	41	357	377	1	0	8	7	3			
findbugs	10	13	9111	9134	449	97	14	34	34	0	14	174	72	0	25	202	72	1	0	0	6	0			
ftjava	2	0	32	34	32	77	31	15	15	1	31	9	75	0	2	15	8	0	0	0	0	1			
fitlibraryforfitness	6	38	2436	2480	607	161	75	27	27	11	75	152	102	0	59	229	224	2	0	4	3	0			
freecol	15	20	41088	41123	323	86	6	6	6	0	6	123	81	0	5	159	41	0	0	0	0	0			
freecs	4	6	742	752	78	66	26	13	13	0	26	27	66	0	0	29	21	1	0	0	0	0			
freemind	9	16	4350	4375	181	54	48	27	27	10	11	64	43	0	11	89	28	0	37	34	6	3			
galleon	8	6	1788	1802	153	125	18	20	20	0	18	66	125	0	0	50	37	0	0	0	3	0			
gantproject	5	20	1852	1877	222	51	16	13	13	0	16	79	39	0	12	103	39	1	0	0	3	0			
hadoop	9	48	6865	6922	994	789	46	103	103	11	46	326	753	0	36	550	117	1	0	10	11	6			
heritrix	6	16	996	1018	261	63	20	37	37	0	20	89	61	0	2	138	34	0	0	0	1	0			
hsqldb	9	11	10606	10626	257	193	44	42	42	3	44	112	162	1	31	109	35	0	0	1	8	0			
htmlunit	2	7	10408	10417	357	118	0	0	0	0	0	176	117	0	1	178	3	0	0	0	0	0			

Continued on next page

Table A.10 – continued from previous page

Project	Architectural Smells				Category of Code Smells				Code Smells														
	UD	HL	GD	MAS	Bloat.	Disp.	Enc.	OOA	ASG	BCSA	D&P	CC	DC	LC	L&C	LM	LPL	MFnO	MC	RPB	SG	SG	
informa	3	3	49	55	65	42	0	8	8	4	0	24	42	0	0	31	10	0	0	0	3	0	0
ireport	9	44	14344	14397	893	838	36	39	39	1	36	303	829	2	9	270	318	0	0	0	1	8	0
itext	6	6	3519	3531	215	89	18	17	17	0	18	113	63	1	26	73	28	0	0	0	0	3	0
ivatagroupware	3	20	14	37	105	25	2	1	1	0	2	38	19	0	6	44	23	0	0	0	0	0	0
jag	1	7	422	430	72	29	13	11	11	0	13	19	20	0	9	30	23	0	0	0	0	4	0
james	3	6	100	109	144	67	2	1	1	0	2	56	60	0	7	81	7	0	0	0	1	0	1
jasml	0	0	0	0	21	5	27	3	3	0	27	10	3	0	2	4	5	2	0	0	0	0	0
jasperreports	7	21	1829	1857	820	306	0	3	3	1	0	285	300	0	6	282	253	0	0	0	0	1	0
javacc	4	2	47	53	70	57	38	23	23	2	38	30	54	0	3	28	11	1	0	0	0	9	0
jboss	9	93	2658	2760	3364	1501	305	358	358	17	305	914	1330	0	171	1251	1197	2	0	11	40	3	
jchempaint	5	37	1737	1779	914	823	38	44	44	4	38	386	693	0	130	426	102	0	0	1	8	0	
jedit	8	14	11509	11531	257	138	47	22	22	1	47	104	89	0	49	131	20	2	0	1	0	0	0
jena	6	21	6257	6284	324	117	71	115	115	28	66	134	73	0	44	153	36	1	5	71	13	7	
jext	6	13	1255	1274	277	153	27	16	16	1	27	124	150	0	3	123	29	1	0	1	0	2	0
jFin DateMath	0	2	0	2	48	20	3	3	3	0	3	19	18	0	2	25	4	0	0	0	0	0	0
jfreechart	9	15	245	269	440	331	5	29	29	0	5	134	326	0	5	214	92	0	0	0	0	1	0
jgraph	6	8	908	922	81	67	37	44	44	0	37	26	56	0	11	44	11	0	0	0	0	0	0
jgraphpad	4	4	186	194	166	35	21	32	32	0	21	56	35	0	0	64	46	0	0	1	3	1	0
jgraphpt	1	6	58	65	96	19	8	2	2	0	8	33	16	0	3	58	5	0	0	0	0	0	0
jgroups	4	7	859	870	301	144	13	24	24	1	13	113	135	1	9	169	18	0	0	1	1	0	0
jhotdraw	8	22	827	857	356	274	9	8	8	4	9	140	241	0	33	146	70	0	0	0	0	0	0
jmeter	7	35	4464	4506	498	222	1	0	0	0	1	117	170	0	52	196	185	0	0	0	0	0	0
jmoney	0	3	302	305	34	14	0	4	4	1	0	10	7	0	7	14	10	0	0	0	0	0	0
joggplayer	3	3	212	218	122	18	13	16	16	1	1	13	41	16	0	2	44	37	0	0	0	5	0
jpase	1	1	122	124	41	21	7	3	3	1	1	14	21	0	0	15	12	0	6	0	1	0	0
jpf	1	2	42	45	35	8	0	4	4	0	0	11	7	0	1	19	5	0	0	0	0	0	0
jrefactory	4	37	2901	2942	805	309	33	23	23	29	27	260	309	0	0	310	233	2	6	74	6	5	5
jruby	12	46	147592	147650	636	208	68	45	45	9	68	304	179	0	29	272	58	2	0	4	9	6	6
jspwiki	6	17	1610	1633	317	61	9	26	26	0	9	80	60	0	1	139	98	0	0	0	0	0	0
jsXe	6	7	368	381	72	29	6	2	2	0	6	24	14	0	15	34	12	2	0	0	0	0	1
jopen	1	3	3690	3694	982	748	10	50	50	0	10	461	655	0	93	311	209	1	0	0	0	6	0
jung	2	14	200	216	173	112	6	10	10	0	6	48	112	0	0	92	33	0	0	0	0	2	0

Continued on next page

Table A.10 – continued from previous page

Project	Architectural Smells					Category of Code Smells					Code Smells												
	UD	HL	CD	MAS	Bloat.	Disp.	Enc.	OOA	ASG	BCSA	DSP	CC	DC	LC	LZC	LM	LPL	MFn	MC	RPB	SG	SG	
junit	2	11	183	196	79	49	3	3	3	7	3	15	46	0	3	35	29	0	0	17	1	6	
log4j	3	13	411	427	190	91	3	11	11	2	3	61	89	0	2	107	22	0	0	0	0	2	1
lucene	2	66	3786	3854	608	364	44	26	26	3	44	190	353	0	11	284	134	0	0	0	0	2	4
marauoa	5	12	264	281	94	30	6	0	0	0	6	26	28	0	2	57	11	0	0	0	0	0	0
maven	6	27	691	724	331	99	1	0	0	0	5	1	115	80	0	19	149	67	0	0	5	0	1
megamek	4	20	11532	11556	581	1076	61	24	24	1	61	387	1076	0	0	182	7	5	0	1	6	0	1
mvnforum	3	26	1071	1100	331	294	10	18	18	1	10	118	240	0	54	128	85	0	0	1	2	0	0
myfaces core	7	41	1267	1315	924	1849	5	5	5	5	16	5	294	1830	0	19	299	331	0	0	53	0	35
nakedobjects	2	99	2578	2679	1082	322	44	34	34	34	0	44	398	223	0	99	557	127	0	0	0	2	1
nekohtml	1	2	15	18	13	15	0	1	1	1	0	0	6	6	0	9	7	0	0	0	0	0	0
openjms	2	19	301	322	230	60	0	3	3	3	0	0	64	46	0	14	127	39	0	0	0	0	0
oscache	1	4	45	50	63	8	5	9	9	9	0	5	16	8	0	0	25	22	0	0	0	1	0
picocontainer	1	4	129	134	53	11	0	0	0	0	1	0	21	7	0	4	32	0	0	0	18	0	1
pmd	2	17	310	329	379	77	18	5	5	5	4	18	120	52	0	25	167	92	0	0	2	0	2
poi	13	43	3491	3547	956	306	25	20	20	20	7	25	408	270	0	36	432	113	3	0	0	1	2
pooka	7	8	10070	10085	113	93	64	48	48	48	22	53	29	75	0	18	74	10	0	11	12	5	1
proguard	2	15	287	304	278	34	73	1	1	1	0	73	118	34	0	0	124	35	1	0	0	1	0
quartz	1	8	198	207	93	48	0	0	0	0	0	0	31	44	0	4	45	17	0	0	0	0	0
quickserver	1	6	288	295	89	57	13	9	9	9	0	13	29	57	0	0	38	22	0	0	0	1	0
quilt	0	3	70	73	48	10	7	6	6	6	0	7	8	10	0	0	23	17	0	0	0	0	0
roller	6	23	371	400	402	190	45	54	54	54	0	45	96	189	0	1	165	141	0	0	0	5	0
rssowl	10	51	17009	17070	254	192	37	39	39	39	0	37	95	111	0	81	110	29	20	0	0	2	0
sablecc	1	1	44	46	92	80	11	4	4	4	0	11	25	49	0	31	30	37	0	0	0	3	0
sandmark	2	23	760	785	403	185	76	37	37	37	14	76	149	168	0	17	185	69	0	0	24	2	2
springframework	7	100	3604	3711	2075	815	36	27	27	27	2	36	614	719	0	96	777	683	1	0	1	0	0
squirrelsql	0	2	231	233	19	1	0	0	0	0	0	0	6	0	0	1	12	1	0	0	0	0	0
struts	5	43	1241	1289	790	431	30	30	30	30	4	30	331	397	0	34	433	26	0	0	3	7	1
sunflow	3	7	850	860	94	33	4	0	0	0	0	4	35	33	0	0	37	22	0	0	0	0	0
tapestry	7	29	971	1007	745	49	5	5	5	5	0	5	245	49	0	0	395	105	0	0	0	0	0
tomcat	5	35	1891	1931	612	909	22	68	68	68	3	22	229	795	0	114	263	119	1	0	3	10	1
trove	0	0	17	17	22	8	0	0	0	0	0	0	8	5	0	3	9	5	0	0	0	0	0
velocity	2	14	287	303	172	53	11	4	4	4	0	11	64	52	0	1	92	15	1	0	0	0	0

Continued on next page

Table A.10 – continued from previous page

Project	Architectural Smells					Category of Code Smells					Code Smells											
	UD	HL	CD	MAS	Bloat.	Disp.	Enc.	OOA	ASG	BCSA	D&P	CC	DC	LC	LzC	LM	LPL	MFnO	MG	RPB	SC	SG
wct	4	35	685	724	259	162	8	7	7	0	8	99	126	0	36	141	19	0	0	0	0	0
webmail	4	7	117	128	50	29	2	4	4	1	2	17	27	0	2	29	4	0	0	0	2	0
weka	4	32	5179	5215	654	639	56	85	85	0	56	206	578	0	61	334	114	0	0	0	0	0
xalan	4	21	8027	8052	567	439	33	7	7	10	33	223	313	0	126	228	115	1	0	0	8	1
xerces	2	12	1130	1144	367	439	31	13	13	5	31	116	409	0	30	104	146	1	0	0	0	2
xmojo	0	1	4	5	10	16	3	2	2	0	3	3	14	0	2	6	1	0	0	0	0	1
antlr	4	8	601	613	1	0	0	0	0	0	0	1	0	0	0	0	0	0	0	0	0	0
ant	5	13	2511	2529	551	152	11	3	3	24	8	135	102	0	50	213	203	0	3	74	1	3