

Differentiable Pruning Method for Neural Networks

Jaedeok Kim
Chiyoun Park
Hyun-Joo Jung

AI Center, Samsung Research, Samsung Electronics Co., Korea

JD05.KIM@SAMSUNG.COM
CHIYOUN.PARK@SAMSUNG.COM
HJ34.JUNG@SAMSUNG.COM

Yoonsuck Choe

AI Center, Samsung Research, Samsung Electronics Co., Korea

Department of Computer Science and Engineering, Texas A&M University, USA

CHOE@TAMU.EDU

Abstract

Architecture optimization is a promising technique to find an efficient neural network to meet certain requirements, which is usually a problem of selections. This paper introduces a concept of a trainable gate function and proposes a channel pruning method which finds automatically the optimal combination of channels using a simple gradient descent training procedure. The trainable gate function, which confers a differentiable property to discrete-valued variables, allows us to directly optimize loss functions that include discrete values such as the number of parameters or FLOPs that are generally non-differentiable. Channel pruning can be applied simply by appending trainable gate functions to each intermediate output tensor followed by fine-tuning the overall model, using any gradient-based training methods. Our experiments show that the proposed method can achieve better compression results on various models. For instance, our proposed method compresses ResNet-56 on CIFAR-10 dataset by half in terms of the number of FLOPs without accuracy drop.

1. Introduction

Deep neural network has been widely used in many applications such as image classification, speech recognition, and machine translation. However, in order to increase accuracy of the models, the neural networks are becoming larger and require a huge amount of computation (Simonyan and Zisserman, 2014; He et al., 2016). Because it is often not feasible to load and execute such a large model on an on-device platform such as mobile phones or IoT devices, various compression approaches have been proposed to decrease the model size or the amount of computations (Han et al., 2015; Molchanov et al., 2016; Li et al., 2017; He et al., 2018).

This paper mainly focuses on finding an optimal channel pruning method. It is essential to determine properly how many channels and which channels are pruned from each layer (He et al., 2018). Most of the conventional approaches focus on either finding the level of compression for each layer, or developing appropriate criteria to select the channels that can be pruned without accuracy degradation (Han et al., 2015). However, while such methods address important theoretical and heuristic concepts related to channel pruning, they may not always result in optimal compression for individual models.

In this paper, we propose a pruning method that finds the optimal set of channels automatically using a simple gradient descent training procedure. By defining a family

of trainable gate functions each of which connects a continuous latent parameter to a discrete output, we have addressed an optimal channel pruning as a learning problem on a combination of discrete sets for selecting channels to be retained.

In order to obtain an optimal channel pruning result for an individual model, one needs to compare the performance of the model induced by all combinations of retained channels. While specialized structures or searching algorithms has been proposed for pruning, they have complex structures or their internal parameters need to be set manually (Dai et al., 2018; Luo and Wu, 2018; He et al., 2018). The key problem of channel pruning is that there are discrete choices in the combination of channels, which makes the problem of channel selections non-differentiable. Using trainable gate functions can solve this problem in a simple way, so that a general gradient descent procedure can be applied, end-to-end.

Our main contribution in this paper is introducing a simple but efficient pruning layer with a trainable gate function. By using pruning layers we have achieved competitive results in compressing neural networks with minimal degradation in accuracy.

2. Related Work

Channel pruning is a simple but effective approach for compressing neural networks. The most important factors in channel pruning are to determine (1) how many channels can be pruned per each layer without significant degradation of accuracy and (2) which channels should be pruned within a layer in order to minimize the loss of acquired knowledge.

One main approach selects channels to be pruned by assessing the importance of the channels. Li et al. (Li et al., 2017) measured the relative importance of a channel by calculating the sum of its absolute weights. Although this approach provides rich intuition about neural networks and can be easily adopted to compress a neural network quickly, such methods tend to be sub-optimal for a given task in practice. The problem of finding the best combination of compression ratios can be formulated as a reinforcement learning problem, as proposed in (He et al., 2018; Zhong et al., 2018).

A differentiable approach of channel pruning has been considered in various literature (Louizos et al., 2017; Liu et al., 2017). While a differentiable approach is scalable to a large search space (Liu et al., 2019), existing approaches determine the set of selected channels in a probabilistic way so that they require an additional step to decide whether to prune each channel or not. Luo and Wu (Luo and Wu, 2018) proposed a type of self-attention module with a scaled sigmoid function as an activation function to retain channels from probabilistic decision. However, it is essential to carefully initialize and control the parameters of the attention layers and scaled sigmoid function.

The method we propose here allows us to find the set of channels deterministically by directly optimizing the objective function which confers a differentiable property to discrete-valued variables, thus by-passing the additional step required in probabilistic approaches. The proposed optimization can be performed simply by adding a differentially trainable pruning layer to a target layer and train it using a gradient descent optimization.

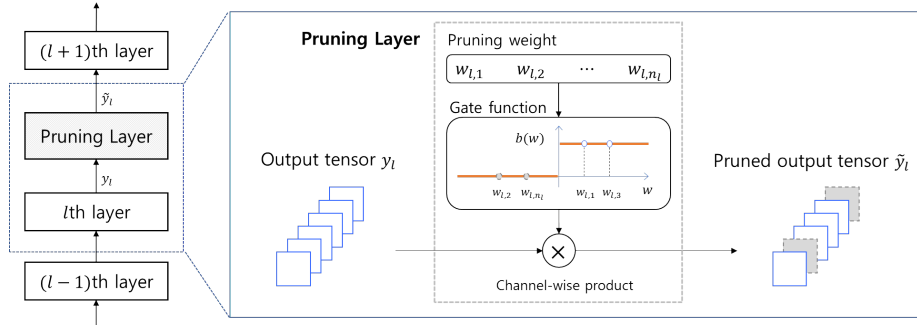


Figure 1: The pruning layer consists of a set of gate functions each of which determines whether to prune or not. Each gate function outputs a value of 0 or 1 which is multiplied to the corresponding filter of the convolution kernel of the target layer.

3. Differentiable Pruning Method

In this section we develop a method to efficiently prune a neural network. To this end, we propose a pruning layer which learns how to prune channels from a layer.

3.1 Design of the Pruning Layer

The overall framework of our proposed pruning layer is illustrated in Figure 1. Channel pruning can be formulated by a function that zeros out certain channels of an output tensor and keeps the rest of the values. We thus design a pruning layer as a set of gate functions whose elements correspond to the output channels of a target layer.

Consider a binary gate function $b: \mathbb{R} \rightarrow \{0, 1\}$ parameterized by a weight value w . The weight is used to learn whether the corresponding channel should be masked by zero or not. In order to prune a target layer we append a pruning layer to its output tensor. Let a pruning layer P_l prune the l th target layer. The l th target layer maps an input tensor x_l to an output tensor $y_l := (y_{l,1}, \dots, y_{l,n_l})$ that has n_l channels using a kernel K_l

$$y_{l,i} = K_{l,i} * x_l.$$

for $i = 1, \dots, n_l$. A fully connected layer uses the multiplication \times instead of a convolution operation $*$, but we here simply uses $*$ to represent both cases.

The pruning layer P_l consists of trainable weights $\mathbf{w}_l := (w_{l,1}, \dots, w_{l,n_l})$ and a gate function b . The pruning layer P_l masks the output tensor y_l of the l th target layer as

$$\tilde{y}_{l,i} = b(w_{l,i})y_{l,i}, \quad (1)$$

where $\tilde{y}_l := (\tilde{y}_{l,1}, \dots, \tilde{y}_{l,n_l})$ is the pruned output tensor by P_l . Since we have $y_{l,i} = K_{l,i} * x_l$, (1) can be rewritten as

$$b(w_{l,i})y_{l,i} = b(w_{l,i})(K_{l,i} * x_l) = (b(w_{l,i})K_{l,i}) * x_l.$$

So multiplying $b(w_{l,i})$ to $y_{l,i}$ is equivalent to masking the i th channel from the kernel K_l , which is exactly the same as conventional channel pruning.

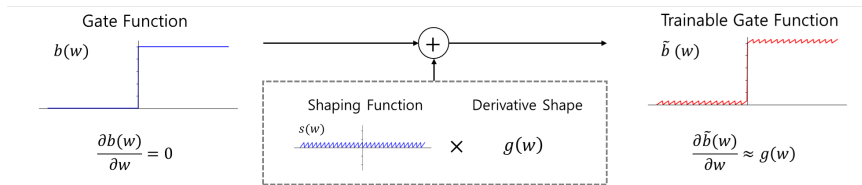


Figure 2: The original gate function has zero derivative as in the left. We add to the original gate function the shaping function $s(w)$ multiplied by a desirable derivative shape $g(w)$. The resulting function is a trainable gate function that has a desirable derivative.

From (1), $b(w_{l,i}) = 0$ yields $\tilde{y}_{l,i} = 0$. So the value of the weight $w_{l,i}$ can control the i th channel of the output tensor y_l . If a step function $b(w) = \mathbf{1}_{[w>0]}$ is used as the gate function in the pruning layer, $w_{l,i} < 0$ implies that the pruning layer zeros out the i th channel from the l th layer. Otherwise, the channel remains identical. Hence, by updating the value of the kernel weights w_l , we can make the pruning layer learn how many and which channel to prune.

3.2 Differentially Trainable Gate Function

It would be intuitively desirable to use a gate function to learn which channels should be pruned or not. However, a gate function $b(\cdot)$ has derivative of zero wherever differentiable and so a gradient descent optimization algorithm is not applicable to the function.

In order to resolve this issue, we consider a new type of a gate function which has non-zero gradient and is differentiable almost everywhere. Motivated by (Hahn and Choi, 2018), we first define a gradient shaping function $s: \mathbb{R} \rightarrow \mathbb{R}$ by

$$s^{(M)}(w) := \frac{Mw - \lfloor Mw \rfloor}{M} \tag{2}$$

where M is a large positive integer and $\lfloor w \rfloor$ is the greatest integer less than or equal to w . Note that this function has near-zero value for all w , and its derivative is always one wherever differentiable. Using (2) we consider a trainable gate defined as the following (see Figure 2).

Definition 1 A function $\tilde{b}^{(M)}: \mathbb{R} \rightarrow \mathbb{R}$ is said to be a trainable gate of a gate function $b: \mathbb{R} \rightarrow \{0, 1\}$ with respect to a derivative shape $g: \mathbb{R} \rightarrow \mathbb{R}$ if

$$\tilde{b}^{(M)}(w; g) := b(w) + s^{(M)}(w)g(w). \tag{3}$$

Proposition 2 For any bounded derivative shape g whose derivative is also bounded, $\tilde{b}^{(M)}(w; g)$ uniformly converges to $b(w)$ as $M \rightarrow \infty$. Moreover, $\tilde{b}^{(M)'}(w; g)$ uniformly converges to $g(w)$. (Proof is given in Appendix A.)

Proposition 2 guarantees that the trainable gate $\tilde{b}^{(M)}(w; g)$ can approximate the original gate function $b(w)$, while its derivative still approximates the desired derivative shape g . It is now possible to control the derivative of the given kernel $b(w)$ as we want and hence a gradient descent optimization is applicable to the trainable gate function $\tilde{b}^{(M)}(w; g)$.

3.3 Compression Ratio Control

The purpose of channel pruning is to reduce neural network size or computational cost. However, simply adding the above pruning layer without any regularization does not ensure that channels are pruned out as much as we need. Unless there is a significant amount of redundancy in the network, having more filters is often advantageous to obtain higher accuracy, so the layer will not be pruned. Taking this issue into account, we add a regularization factor to the loss function that controls the compression ratio of a neural network as desired.

Let r be the target compression ratio defined by the ratio between the number of the remaining parameters and the total number of parameters. Let C_{tot} be the total number of parameters of the neural network. The weight values $\mathbf{w} := (\mathbf{w}_1, \dots, \mathbf{w}_L)$ of pruning layers determine the remaining number of parameters, denoted by $C(\mathbf{w})$. We want to reduce the size of the pruned model by the factor of r , that is, we want it to satisfy $C(\mathbf{w})/C_{tot} \approx r$. Let $\mathcal{L}(\theta, \mathbf{w})$ be the original loss function to be minimized where θ denotes the weights of layers in the neural network except the pruning layers. We add a regularization term to the loss function as follows in order to control the compression ratio.

$$\mathcal{L}(\theta, \mathbf{w}; r) := \mathcal{L}(\theta, \mathbf{w}) + \lambda \|r - C(\mathbf{w})/C_{tot}\|_2 \quad (4)$$

where $\|\cdot\|_2$ denotes the l_2 -norm and λ is a regularization parameter. The added regularization will ensure that the number of channels will be reduced to meet our desired compression ratio.

Note that minimization of the loss function (4) does not only update the weights of pruning layers but also those of the normal layers. A training procedure, therefore, jointly optimizes the selection of the pruned channels while fine-tuning the weights of the pruned model at the same time. Moreover, one can easily extend it to reduce the computational cost, e.g. the number of FLOPs of the neural network, by replacing $C(\mathbf{w})$ and C_{tot} .

4. Experimental Results

In this section, we demonstrate the effectiveness of our proposed pruning method by carrying out image classification benchmark tasks. The implementation details are explained in Appendix B.

Table 1 summarizes the channel pruning results on the CIFAR-10 dataset (Krizhevsky and Hinton, 2009). In the experiments we reproduced the models and trained them from scratch. As a result, the original accuracy of each model may slightly differ from the reported one in the literature. Therefore, for fair comparison, we show the accuracy drop by pruning in the table as well. As shown in the table, our proposed method performs well across various models. For example, in ResNet-56, the number of FLOPs is reduced by half while maintaining the original accuracy, which is better than other pruning methods.

Our proposed method may not achieve the target compression ratio exactly in order to avoid significant performance degradation. For example, from the table, the reduced FLOPs after pruning for VGG-16 with a target to achieve $r_{\text{FLOPs}} = 0.6$ results in FLOPs of 0.66. When a more strict enforcement of the regularization on the size of the model or computation is needed, we can increase the value of the regularization weight λ of the loss function (4).

Table 1: Pruning results on the CIFAR-10 dataset. acc_{ori} , acc_{prn} , and Δ_{acc} denote the original accuracy, the accuracy after pruning, and the accuracy drop, respectively. ρ_{FLOPs} means the number of remaining FLOPs over the total number of FLOPs in each model, where a small value means more pruned.

Model	Method	acc_{ori} (%)	acc_{prn} (%)	Δ_{acc} (%)	ρ_{FLOPs}
VGG-16	(Li et al., 2017)	93.25	93.4	0.15	0.66
	Proposed ($r_{\text{FLOPs}} = 0.6$)	93.49	93.26	-0.23	0.66
Plain-20	(He et al., 2018)	90.5	86.4	-4.1	0.5
	Proposed ($r_{\text{FLOPs}} = 0.5$)	90.18	88.52	-1.66	0.5
ResNet-56	(Li et al., 2017)	93.04	93.06	0.02	0.72
	Proposed ($r_{\text{FLOPs}} = 0.7$)	92.66	92.70	0.04	0.71
	(He et al., 2017)	92.8	91.8	-1.0	0.5
	(He et al., 2018)	92.8	90.2	-2.6	0.5
	Proposed ($r_{\text{FLOPs}} = 0.5$)	92.66	92.36	-0.30	0.52

Table 2: Pruning results on the ImageNet dataset.

Model	Method	acc_{ori} (%)	acc_{prn} (%)	Δ_{acc} (%)	ρ_{FLOPs}
VGG-16	(Molchanov et al., 2016)	89.3@5	87.0	-2.3	0.37
	Proposed ($r_{\text{FLOPs}} = 0.3$)	88.24@5	87.21	-1.03	0.35
	(Luo and Wu, 2018)	71.59@1	68.43	-3.16	0.26
	Proposed ($r_{\text{FLOPs}} = 0.16$)	68.38@1	65.12	-3.26	0.24
MobileNet	(He et al., 2018)	70.6@1	70.2	-0.4	0.5
	Proposed ($r_{\text{FLOPs}} = 0.5$)	69.56@1	68.10	-1.46	0.50

Table 2 shows pruning results on ImageNet dataset (Russakovsky et al., 2015). Our proposed method also works well in terms of accuracy drop. In VGG-16, the accuracy drops 1.03% when only 35% of FLOPs are retained. It is also noticeable that we achieve higher accuracy on the compressed VGG-16 model, even if the accuracy of our initial model was worse.

5. Conclusion

In this paper, we proposed a differentiable pruning method. The introduction of a trainable gate function allowed us to directly optimize the loss function based on the number of parameters or FLOPs which are non-differentiable discrete values. Our proposed method can be easily implemented by appending pruning layers to the target layers, and the pruning layers do not need additional internal parameters that need careful tuning. Despite its simplicity, our experiments show that the proposed method achieves better compression results on various deep learning models. We expect that trainable gates can be applied to other applications where we need to train discrete choices and turn them into differentiable training problems.

References

- François Chollet et al. Keras. <https://keras.io>, 2015.
- Bin Dai, Chen Zhu, Baining Guo, and David Wipf. Compressing neural networks using the variational information bottleneck. In *Proceedings of the 35th International Conference on Machine Learning*, volume 80, pages 1135–1144. PMLR, 10–15 Jul 2018.
- Sangchul Hahn and Heeyoul Choi. Gradient acceleration in activation functions. *arXiv preprint arXiv:1806.09783*, 2018.
- Song Han, Huizi Mao, and William J Dally. Deep compression: Compressing deep neural networks with pruning, trained quantization and huffman coding. *arXiv preprint arXiv:1510.00149*, 2015.
- K. He, X. Zhang, S. Ren, and J. Sun. Deep residual learning for image recognition. In *IEEE Conference on Computer Vision and Pattern Recognition (CVPR)*, pages 770–778, June 2016.
- Yihui He, Xiangyu Zhang, and Jian Sun. Channel pruning for accelerating very deep neural networks. In *IEEE International Conference on Computer Vision (ICCV)*, Oct 2017.
- Yihui He, Ji Lin, Zhijian Liu, Hanrui Wang, Li-Jia Li, and Song Han. Amc: Automl for model compression and acceleration on mobile devices. In *European Conference on Computer Vision (ECCV)*, pages 784–800, September 2018.
- Alex Krizhevsky and Geoffrey Hinton. Learning multiple layers of features from tiny images. Technical report, Citeseer, 2009.
- Hao Li, Asim Kadav, Igor Durdanovic, Hanan Samet, and Hans Peter Graf. Pruning filters for efficient convnets. In *International Conference on Learning Representations (2017)*, 2017.
- Hanxiao Liu, Karen Simonyan, and Yiming Yang. DARTS: differentiable architecture search. 2019.
- Zhuang Liu, Jianguo Li, Zhiqiang Shen, Gao Huang, Shoumeng Yan, and Changshui Zhang. Learning efficient convolutional networks through network slimming. In *IEEE International Conference on Computer Vision (ICCV)*, pages 2755–2763. IEEE, Oct 2017.
- Christos Louizos, Karen Ullrich, and Max Welling. Bayesian compression for deep learning. In *Advances in Neural Information Processing Systems*, pages 3288–3298, 2017.
- Jian-Hao Luo and Jianxin Wu. Autopruner: An end-to-end trainable filter pruning method for efficient deep model inference. *arXiv preprint arXiv:1805.08941*, 2018.
- Pavlo Molchanov, Stephen Tyree, Tero Karras, Timo Aila, and Jan Kautz. Pruning convolutional neural networks for resource efficient inference. *arXiv preprint arXiv:1611.06440*, 2016.

Olga Russakovsky, Jia Deng, Hao Su, Jonathan Krause, Sanjeev Satheesh, Sean Ma, Zhiheng Huang, Andrej Karpathy, Aditya Khosla, Michael Bernstein, Alexander C. Berg, and Li Fei-Fei. Imagenet large scale visual recognition challenge. *International Journal of Computer Vision (IJCV)*, 115(3):211–252, 2015.

Karen Simonyan and Andrew Zisserman. Very deep convolutional networks for large-scale image recognition. *arXiv preprint arXiv:1409.1556*, 2014.

Jing Zhong, Guiguang Ding, Yuchen Guo, Jungong Han, and Bin Wang. Where to prune: Using lstm to guide end-to-end pruning. In *IJCAI*, pages 3205–3211, 2018.

Appendix A. Proof of Proposition 2

Proof By definition (3), it satisfies that for all $w \in \mathbb{R}$

$$|\tilde{b}^{(M)}(w; g) - b(w)| = |s^{(M)}(w)g(w)| \leq \frac{1}{M}|g(w)| \rightarrow 0,$$

as $M \rightarrow \infty$.

Also, $s'(w) = 1$ if $s(w)$ is differentiable at w , which yields for all $w \in \mathbb{R}$

$$\begin{aligned} |\tilde{b}^{(M)}(w; g)'(w) - g(w)| &= |s^{(M)'}(w)g(w) + s^{(M)}(w)g'(w) - g(w)| \\ &= |s^{(M)}(w)g'(w)| \\ &\leq \frac{1}{M}|g'(w)| \rightarrow 0 \end{aligned}$$

as $M \rightarrow \infty$. ■

Appendix B. Implementation Details

We implemented our proposed method and experiments using Keras (Chollet et al., 2015). In all experiments, a step function $b(w) = \mathbf{1}_{w \geq 0}$ is used as the gate function of a pruning layer. In order to shape the derivative of the gate function b , a constant derivative shape $g(w) = 1$ and $M = 10^5$ is used, a simple random weight initialization and $\lambda = 1$ are used for pruning layer unless mentioned otherwise. Only convolution or fully-connected layers are considered in calculating the number of FLOPs of a model since the other type of layers, e.g., batch normalization, requires relatively negligible amount of computation.

CIFAR-10 We trained each model for 100 epochs by using stochastic gradient descent with initial learning rate of 0.01. The value of the learning rate was reduced by 0.1 after 50%, 70%, and 90% training epochs. Usual data augmentation methods (normalization and random cropping) have been applied to the input images for training.

ImageNet We used pre-trained weights for each architecture that was published in Keras (Chollet et al., 2015). Although we found that the accuracy of each model in our experimental setup differs slightly from the reported value, the original pre-trained weights was used in our experiments without modification since we wanted to investigate the performance of our proposed method in terms of the accuracy drop as in the CIFAR-10 experiment. In the ImageNet experiment we use $\lambda = 5$ for regularization.

Appendix C. Further Investigation of Pruning Layer

Behaviors for Different Regularization Targets Figure 3 compares the compression ratio for each layer of the two compressed results of Plain-20. The two models are obtained by regularizing by $r_{\text{params}} = 0.3$ and $r_{\text{FLOPs}} = 0.5$ respectively, and both resulting models have almost the same number of FLOPs of 4.00×10^7 .

We can deduce from the figure that the pruning layers behave differently according to their purposes defined by the regularization term in the loss function (4). Plain-20 has two pooling layers where the feature resolution reduces by half while the number of channels

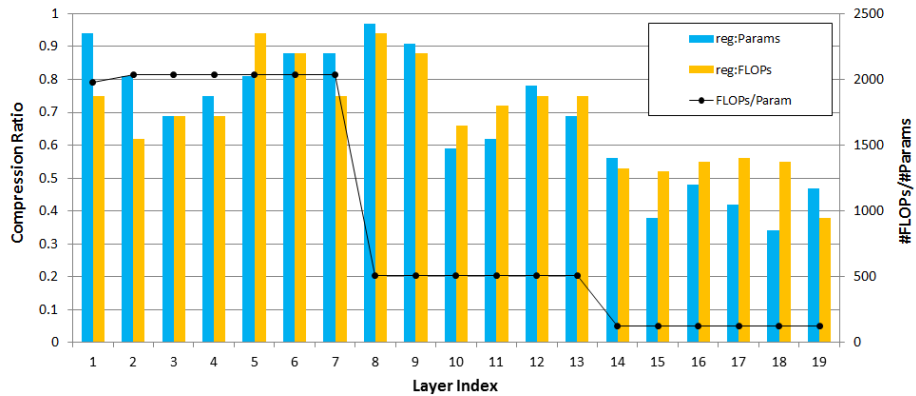


Figure 3: Resulting pruned patterns over all layers of Plain-20 on CIFAR-10 dataset. The x -axis indicates the index of layers. The left y -axis represents the ratio of the remaining number of channels over the total number of channels per layer. The right y -axis represents the required number of FLOPs per parameters, the total number of FLOPs over the total number of parameters of the layer.

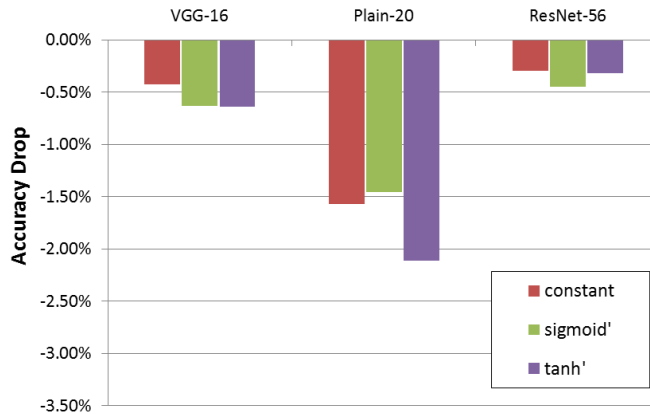


Figure 4: Comparing the effect of gradient shaping in pruning layers. Three different functions have considered as derivative shapes. $\text{sigmoid}'$ denotes the derivative of the sigmoid function $\sigma(w) = 1/(1 + e^{-x})$ and tanh' denotes the derivative of the hyperbolic tangent function. The accuracy drop does not significantly depend on the selection of a derivative shape in our experiments.

doubles. It means that it is intuitively efficient to prune more channels close to the output when we want to optimize the number of parameters, while pruning more channels close to the input is advantageous in reducing FLOPs. We may note from the figure that the pruning layers are also pruning the model in accordance with such an intuition.

Choice of Derivative Shape While in our experiments we used a constant function to shape the derivative within the pruning layers, The proposed method can adopt any derivative shape by changing $g(w)$ in (3). Figure 4 compares the effect of different shaping functions. It shows that the derivative shape g does not affect the result critically, which implies that our proposed method is stable over a choice of $g(w)$. It can be concluded that a simple constant derivative shape $g(w) = 1$ can be adopted without significant loss of accuracy.