

# CONTINUUM LINE-OF-SIGHT PERCOLATION ON POISSON-VORONOI TESSELLATIONS

QUENTIN LE GALL,\* *Orange Labs Networks*

BARTŁOMIEJ BLASZCZYSZYN,\*\* *Inria - École Normale Supérieure*

ÉLIE CALI,\* *Orange Labs Networks*

TAOUFIK EN-NAJJARY,\* *Orange Labs Networks*

## Abstract

In this work, we study a new model for continuum line-of-sight percolation in a random environment driven by the Poisson-Voronoi tessellation in the  $d$ -dimensional Euclidean space. The edges (one-dimensional facets, or simply 1-facets) of this tessellation are the support of a Cox point process, while the vertices (zero-dimensional facets or simply 0-facets) are the support of a Bernoulli point process. Taking the superposition  $Z$  of these two processes, two points of  $Z$  are linked by an edge if and only if they are sufficiently close and located on the same edge (1-facet) of the supporting tessellation. We study the percolation of the random graph arising from this construction and prove that a 0-1 law, a subcritical phase as well as a supercritical phase exist under general assumptions. Our proofs are based on a renormalization argument with some notion of stabilization and asymptotic essential connectedness to investigate continuum percolation for Cox point processes. We also give numerical estimates of the critical parameters of the model in the planar case, where our model is intended to represent telecommunications networks in a random environment with obstructive conditions for signal propagation.

*Keywords:* Percolation, Cox process, Poisson-Voronoi tessellation, Renormalization, Simulation

2010 Mathematics Subject Classification: Primary 60K35;60G55;60D05  
Secondary 68M10;90B15

## 1. Introduction

### 1.1. Background and motivation

Bernoulli bond percolation, introduced in the late fifties by Broadbent and Hammersley [16], is one of the simplest mathematical models featuring phase transition. Since then, this model has been generalized in many different ways, making percolation theory a broader and still very active research topic today.

Since the seminal work [24] of Gilbert, random graphs have been a key mathematical tool for the modelling of telecommunications networks. Good connectivity of the network is then interpreted by percolation of its associated connectivity graph. Over the years, Gilbert's original model has been refined and lots of mathematical models for telecommunications networks are now available in the literature.

\* Postal address: Orange Labs Networks, 44 avenue de la Rpublique 92320 Châtillon, France

\*\* Postal address: Centre de recherches Inria de Paris, 2 rue Simone Iff, 75012 Paris, France

In a recent work [30], a new mathematical model for the so-called *device-to-device* wireless networks in obstructive urban environments was proposed and studied numerically. It is meant to represent direct wireless connections between users (and possibly some relays) taking place in an urban environment, with limited range connections possible only within line-of-sight along the streets<sup>1</sup>. In this paper, we study the percolation of this new model on a more theoretical approach.

More precisely, we model the system of streets as the edges (i.e. one-dimensional facets or simply 1-facets) of the Poisson-Voronoi tessellation (PVT) in the  $d$ -dimensional Euclidean space. These edges (which will also be called streets) form the random support of a Cox point process modelling users of the network, with a constant density  $\lambda$  of users per unit length of street. Moreover, the vertices of the PVT (i.e. zero-dimensional facets, which will also be called crossroads) are the support of a Bernoulli point process modelling relays. These relays are assumed to be conditionally independent of the users given the realization of the PVT and the (conditional) probability of having a relay on a given PVT vertex is denoted by  $p$ . The superposition of these two point processes (users and relays), denoted by  $Z$ , defines the nodes of the connectivity graph denoted by  $\mathcal{G}$ , with edges existing between any two nodes that are located on the *same* edge of the PVT and closer to each other than some threshold distance  $r$  called connectivity range.

This new percolation model can be seen as a superposition of some more basic models. Indeed, the Bernoulli process of the relays alone, with infinite connectivity range ( $r = \infty$ ), corresponds to the *PVT site percolation model* that has already attracted some attention in the literature, see e.g. [6, 36]. On the other hand, taking all relays ( $p = 1$ ) with a finite connectivity range ( $r < \infty$ ) and no users on streets ( $\lambda = 0$ ) corresponds to some PVT bond percolation model with an edge open if its length is smaller than  $r$ , equivalently to the Gilbert graph [24], considered here on the point process of the vertices of the PVT. To the best of our knowledge, this model, which we call *PVT hard-geometric bond percolation*, has not been considered before. Finally, adding users (taking  $\lambda > 0$ ) introduces random, conditionally independent, openings of some arbitrarily long streets, where the opening probability depends (in some particular way) on the street length. This is similar to the classical random-connection model [32, Chapter 6], considered here on the point process of the vertices of the PVT. Again, to the best of our knowledge, this model, which we call *PVT soft-geometric bond percolation*, has not been considered before. Both of these models (PVT hard-geometric and soft-geometric bond percolation) can be seen as random connection models in a line-of-sight environment, given the random support  $S$ .

Our main findings regarding the general connectivity graph  $\mathcal{G}$  can be summarized as follows:

- **0-1 law for the percolation probability of the connectivity graph  $\mathcal{G}$ :** The probability that the connectivity graph  $\mathcal{G}$  percolates is either 0 or 1. This is a consequence of the fact that the superposition  $Z$  of the point processes of users and relays is mixing, and hence ergodic.
- **Critical probability of the Bernoulli relay process:** There exists a minimal value of the parameter of the Bernoulli process  $p^* \in (0, 1)$  under which percolation

---

<sup>1</sup>Such obstructive conditions for signal propagation are sometimes called *urban canyon shadowing*.

of the connectivity graph  $\mathcal{G}$  cannot happen with positive probability, regardless of all other parameters. This is a consequence of the non-triviality of the PVT site percolation threshold. Although, it has been estimated numerically many times in the literature (see e.g. [6, 36]), we were not able to find any proof of this fact in the literature.<sup>2</sup>

- **Critical connectivity range:** For  $p > p^*$ , there exists a critical connectivity range  $r^* = r^*(p)$ , separating the following two connectivity regimes:
  - *permanently supercritical  $\mathcal{G}$ :* For  $r > r^*(p)$  the graph  $\mathcal{G}$  percolates with positive probability for all  $\lambda \geq 0$ .
  - *user critical  $\mathcal{G}$ :* For  $r < r^*(p)$  the graph  $\mathcal{G}$  exhibits a non-trivial phase transition in  $\lambda$ , i.e. it does not percolate for small  $\lambda > 0$  and percolates with positive probability for large enough  $\lambda < \infty$ .

We prove that the critical range  $r^*(p)$ , numerically estimated in [30], is non trivial in the sense that  $0 < r^*(p) < \infty$  for  $p > p^*$  large enough including some  $p < 1$ .

- As a corollary we obtain the existence of a **non-trivial phase transition in the PVT hard-geometric bond percolation model**.

*The rest of this paper is organized as follows:* We begin with recalling some related works in Subsection 1.2. Then, we present in details our network model and introduce convenient notations in Section 2. In Subsection 2.3, we state our theoretical results in more detail. In Subsection 2.4, we present results of numerical simulations of our model in the planar case, so as to illustrate our main mathematical results. Then, we proceed with the proofs of our results in Section 3. Finally, we conclude and give perspectives for future work in Section 4.

## 1.2. Related works

In [24], Gilbert introduced percolation in a continuum setting by considering a planar homogeneous Poisson point process where two points are joined by an edge if and only if they are separated by a distance gap less than a given threshold. This model has at the time been considered to be a good candidate for representing a telecommunications network, with the range of the stations being taken into account as a parameter. The Poisson case has now extensively been studied [32] and Gilbert's model has recently been extended to other types of point processes, among which sub-Poisson [9, 10, 11], Ginibre [23] and Gibbsian [28, 39].

The study of percolation processes living in random environments has only been considered recently and outlined that many standard techniques from Bernoulli or continuum percolation cannot be applied in such cases. As a matter of fact, new tools and techniques had to be introduced. In this regard, the papers from Balister and Bollobás [4] and Bollobás and Riordan [14] on the threshold of Voronoi tiling percolation in the plane are pioneering. Later on, [1, 40] brought additional results

---

<sup>2</sup>The PVT site percolation model should not be confused with the *Voronoi tiling percolation* model, which consists in coloring each *cell* of a PVT in black independently from all other cells with some fixed probability  $p$  and investigating the random tiling of black cells. The percolation of this latter model is studied in [4] and the critical probability in the planar case has been proven to be  $1/2$  in [14].

concerning this model. Other percolation models [42], tessellations [15] and other random graphs [3, 5, 7] have also been considered. A more general study of Bernoulli and first-passage percolation on random tessellations has been conducted in [43, 44].

A natural extension of Gilbert's model in a random environment setting is obtained by considering a Cox point process, i.e. a Poisson point process with a random intensity measure. Percolation of Gilbert's model in such a setting has theoretically been studied for the first time in [26].

In Gilbert's original model, connectivity between two network nodes only depends on their mutual Euclidean distance. This assumption has proven to be quite simplistic for the modelling of real telecommunications networks, where physical phenomena such as interference, fading or shadowing are at stake, making the occurrence of connectivity between two nodes depend on other factors. As a matter of fact, other extensions of Gilbert's work have been considered for a more accurate modelling of telecommunications networks. In particular, percolation of the signal-to-interference-plus-noise ratio (SINR) model on the plane has theoretically been studied in [20]. In the SINR model, a connection between a pair of points does not only depend on their relative distance anymore but also on the positions of all other nodes of the network. SINR percolation for Cox point processes has only been explored very recently [41]. On a more applied perspective, random tessellations have turned out to yield good fits of real street systems, as has been proven in [25]. Percolation thresholds of the Gilbert graph of Cox processes supported by random tessellations have numerically been investigated in [17], yielding other interesting applications for telecommunications networks.

Recently, mathematical models of so-called *line-of-sight* (LOS) networks have been introduced, modelling telecommunications networks in environments with regular obstructions, such as large urban environments or indoor environments. Nodes of the network are then connected when they are sufficiently close and when they have line-of-sight access to one another, in other words if no physical obstacle stands between them. In [22], asymptotically tight results on  $k$ -connectivity of the connectivity graphs arising from such models are studied. Bollobas, Janson and Riordan [13] extended these results by introducing a line-of-sight site percolation model on the discrete square lattice  $\mathbb{Z}^2$  and the two-dimensional  $n$ -torus  $[0 \times n]^2$  and asymptotical results for the critical probability were derived as well. Interesting connections to Gilbert's continuum percolation model were also investigated. However, the study of line-of-sight percolation in a continuum setting with a random environment has not, as far as we know, been studied yet.

It is in light of these recent developments that we introduced in our previous work [30] a new percolation model (originally in the planar case) for Cox processes supported by Poisson-Voronoi tessellations (PVT).

## 2. Model and main results

### 2.1. Connectivity graph

Let  $d \geq 2$ ,  $\lambda_S > 0$  and  $X_S$  be a homogeneous Poisson point process (PPP) in the state space  $\mathbb{R}^d$  with intensity  $\lambda_S \in (0, \infty)$ . Consider the Poisson-Voronoi tessellation (PVT)  $S$  associated with  $X_S$ . In particular,  $S$  is stationary and isotropic. By analogy with a telecommunications network,  $S$  will be called *street system* from now onwards.

Denote by  $E := (e_i)_{i \geq 1}$  the edge-set of  $S$  and by  $V := (v_i)_{i \geq 1}$  the vertex-set of  $S$ . In other words, the elements of  $E$  are the *1-facets* of  $S$  and the elements of  $V$  are the *0-facets* of  $S$ . Furthering the analogy with a telecommunications network, the elements of  $E$  (respectively  $V$ ) will be called *streets* (respectively *crossroads*).

Let  $\Lambda(dx) := \nu_1(S \cap dx)$ , where  $\nu_1$  denotes the 1-dimensional Hausdorff measure of  $\mathbb{R}^d$ . Observe that  $\Lambda$  is a stationary random measure on  $\mathbb{R}^d$  ( $\Lambda(B)$  is the total edge length of  $S$  contained in any Borel set  $B \subset \mathbb{R}^d$ ) with finite non-null intensity  $\gamma := \mathbb{E}[\Lambda[0, 1]^d] \in (0, \infty)$ .<sup>3</sup> Note that  $\gamma$  also be interpreted as the total edge length per unit volume: for this reason, we call  $\gamma$  the *street intensity*.

For  $\lambda > 0$  consider a Cox point process  $X^\lambda$  driven by the random intensity measure  $\lambda\Lambda$ . In other words, conditioned on a given realization of the street system  $S$ ,  $X^\lambda$  is a PPP with mean measure  $\lambda\Lambda$ . In accordance with the telecommunication interpretation of the PVT as a street system, the points of  $X^\lambda$  model locations of users (equipped with mobile devices). In particular, the number of users on a given street  $e \in E$  is a Poisson random variable with mean  $\lambda\nu_1(e)$  and the numbers of users on two disjoint subsets of  $E$  are independent random variables.

We consider yet another point process on the PVT, namely a doubly stochastic Bernoulli point process  $Y$  on the set of crossroads  $V$  with parameter  $p$ : conditioned on  $\Lambda$  (or, equivalently, the PVT  $S$ ) points of  $Y$  are placed on the crossroads  $V$  of  $S$  independently with probability  $p$ . The points of  $Y$  will be called (fixed) relays. We also assume that the processes of users and of relays are conditionally independent given their random support, i.e.  $X^\lambda \perp\!\!\!\perp Y \mid \Lambda$ . We denote  $Z := X^\lambda \cup Y$  the superposition of users and relays.

We consider an undirected *connectivity graph*  $\mathcal{G}$  with the set of vertices given by the points of the point process  $Z$  and the edges  $Z_i \rightsquigarrow Z_j, i \neq j$ , if and only if  $Z_i$  and  $Z_j$  are located on the *same* street and of mutual Euclidean distance less than  $r$ :

$$\forall i \neq j, Z_i \rightsquigarrow Z_j \Leftrightarrow \begin{cases} \exists e \in E, Z_i \in e \text{ and } Z_j \in e \\ \|Z_i - Z_j\| \leq r. \end{cases} \quad (1)$$

Figure 1 illustrates a realisation of our network model and of its connectivity graph in the planar case ( $d = 2$ ).

In this paper, we study the percolation properties of the graph  $\mathcal{G}$ . More precisely, we identify regimes (i.e. sets of model parameters  $p, \lambda, r$ ) where  $\mathcal{G}$  percolates (i.e. has an infinite component) with positive probability.

## 2.2. Dimensionless model parameters

While our original percolation model parameters are  $\gamma, p, \lambda$  and  $r$ , it is customary to introduce the following dimensionless model parameters by proceeding as follows. Such parameters turn out to be way more convenient for numerical simulations, as they are also scale-invariant.

Denote by  $\bar{l}$  the *mean length of the typical street* (that is to say, the mean length of the typical point of the process of 1-facets of  $S$ , see [37]). A general formula for  $\bar{l}$  in any dimension  $d \geq 2$  is available in [33, 35]. In particular, there exists a positive constant  $\kappa := \kappa(d)$  such that  $\bar{l} = \kappa(d)\lambda_S^{-1/d}$ . Now, introduce the following

<sup>3</sup>In the planar case ( $d = 2$ ), it is known that  $\gamma = 2\sqrt{\lambda_S}$  (see [18, Section 9.7.2]). More general formulae for  $\gamma$  in any dimension  $d \geq 2$  can be found in [33, 34, 35].

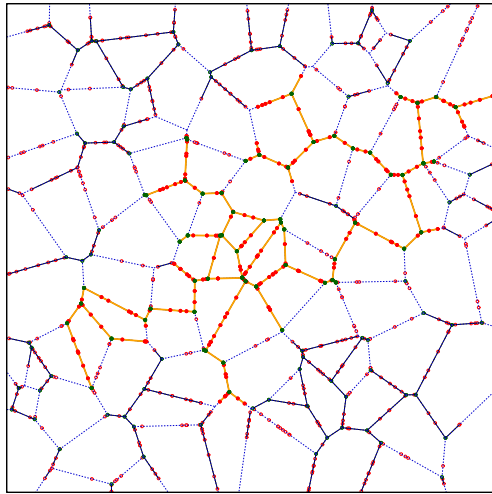


FIGURE 1: Illustration of the connectivity graph  $\mathcal{G}$  in a bounded simulation window of the plane  $\mathbb{R}^2$ . The dashed blue lines illustrate the PVT supporting the Cox point process of users represented by red points. The Bernoulli point process of relays is illustrated by the green points. Finally, edges of the largest connected component of  $\mathcal{G}$  in the simulation window are highlighted in orange, while edges of smaller connected components are highlighted in black. These connected components illustrate the connectivity mechanism given by (1).

dimensionless parameters:

$$U := \lambda \bar{l} \quad \text{and} \quad H := \frac{\bar{l}}{r}. \quad (2)$$

$U$  corresponds to the mean number of users per typical street, while  $H$  is the mean number of hops (of length  $r$ ) required to traverse the typical street. It is easily shown that for all  $d \geq 2$ ,  $\bar{l} = \infty \Leftrightarrow \gamma = 0$  and  $\bar{l} = 0 \Leftrightarrow \gamma = \infty$ . In what follows we will thus denote by  $\mathcal{G}_{p,U,H}$  the connectivity graph  $\mathcal{G}$  as a function of the model parameters  $(p, U, H)$  in the domain  $p \in [0; 1]$ ,  $U \geq 0$ ,  $H \geq 0$ , with  $H = 0$  interpreted as  $r = \infty$  for some  $0 < \gamma < \infty$  and  $U = 0$  interpreted as  $\lambda = 0$  for some  $0 < \gamma < \infty$ . Note that since  $S$  is stationary and isotropic, percolation of the connectivity graph  $\mathcal{G}$  does actually not depend on the parameter  $\gamma$ . If needed, we can thus fix a value  $\gamma$  once and for all (e.g.  $\gamma = 1$ ), so that there is a one-to-one map  $(p, \lambda, r) \mapsto (p, U, H)$  between the original and the dimensionless parameters.

### 2.3. Results

Denote

$$P(p, U, H) := \mathbb{P}(\mathcal{G}_{p,U,H} \text{ percolates})$$

and observe  $P$  is increasing in  $p$  and  $U$  and decreasing in  $H$ .

Our first result is an ergodicity result. More precisely, we have the following:

**Proposition 1.** *The superposition  $Z$  of the point processes of users and relays is mixing, and hence ergodic.*

Since the percolation of the connectivity graph  $\mathcal{G}$  is a translation-invariant event, a straightforward consequence of the previous result is the following 0-1 law:

**Corollary 1.**

$$\forall \gamma > 0, p \in [0, 1], U \geq 0, H \geq 0, \quad P(p, U, H) \in \{0, 1\}.$$

In other words, percolation of the connectivity graph  $\mathcal{G}$  is either an almost sure or almost impossible event.

For given  $p \geq 0, H \geq 0$  consider the following critical value of the mean number of users per street  $U$

$$U_c(p, H) := \inf\{U \geq 0 : P(p, U, H) > 0\}$$

with  $U_c(p, H) := \infty$  if  $P(p, U, H) = 0$  for all  $U \geq 0$ .

We aim at showing that there is a region (i.e. a connected subset) of parameters  $(p, H)$  such that  $0 < U_c(p, H) < \infty$ . This is the region where the percolation of  $\mathcal{G}$  exhibits non-trivial phase transition in the density of users. Existence of this region follows from the following two results.

**Theorem 1.** (Existence of sub-critical intensities of users.) *For large enough  $H \in [0, \infty)$  and small enough  $U > 0$  (with the thresholds for  $H$  and  $U$  not depending on one another) we have  $P(1, U, H) = 0$  and, consequently,  $P(p, U, H) = 0$  for any  $p \in [0, 1]$ .*

**Theorem 2.** (Existence of super-critical intensities of users.) *For any  $H \in [0, \infty)$ , for large enough  $p \in (0, 1)$  and  $U < \infty$  (the thresholds for  $p$  and  $U$  depend on  $H$  but not on one another) we have  $P(p, U, H) > 0$ .*

The proofs are presented in Section 3.

**Remark 1.** There are three and may be up to five different ranges of parameters  $(p, H)$  of interest in our model.

The range of parameters  $(p, H)$  where  $0 < U_c(p, H) < \infty$ , schematically presented in orange on Figure 2, can be seen as the *critical range of  $(p, H)$*  in the sense that it separates the following two ranges of  $(p, H)$ : the *(permanently) sub-critical range* (schematically presented in blue on Figure 2), where  $\mathcal{G}$  does not percolate whatever large the density of users ( $U_c(p, H) = \infty$ ) and the *(permanently) super-critical range* (schematically presented in red on Figure 2), where  $\mathcal{G}$  percolates with positive probability, whatever small the density of users ( $U_c(p, H) = 0$ ). We cannot exclude that this latter range contains a non-empty subset of  $(p, H)$  such that  $\mathcal{G}$  does not percolate without users ( $U = 0$ ) but percolates with positive probability for arbitrarily small density of users, as depicted on Figure 3. Moreover, we do not know whether the permanently sub-critical range contains some  $p > p^*$ , as also depicted on Figure 3. Note that we do not know the exact shapes of the curves separating these ranges except that they are monotonic. Even continuity is not known.

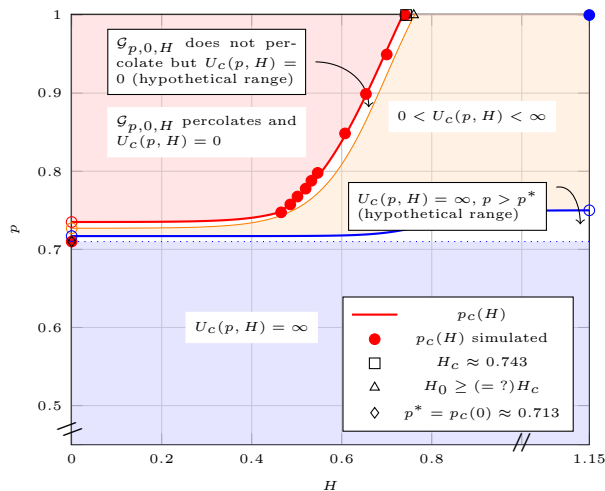
In what follows we discuss some special cases of our percolation model.

**2.3.1. PVT site percolation** Note that for  $H = 0$  ( $r = \infty$  for some  $\gamma > 0$ ),  $P(p, U, 0) =: P_{PVT}(p)$  does not depend on  $U$  and corresponds to the probability of the (i.i.d.) site percolation model on the (dimensionless) planar PVT. Denote the critical parameter of this model by

$$p^* := \inf\{p \in [0, 1] : P_{PVT}(p) > 0\} \quad (3)$$





FIGURE 3: Phase transition diagram of  $\mathcal{G}$  with hypothetical ranges of  $(p, H)$ .

**2.3.3. PVT soft-geometric bond percolation** Considering  $U > 0$  introduces to our model the possibility of opening some long edges, which are not open in the PVT hard-geometric bond percolation. Note that this is equivalent to yet another bond percolation, in which the edges of the PVT are open independently with probabilities depending on their lengths. We call it soft-geometric bond percolation. It seems that such a model has not been studied in the literature either.

**2.3.4.  $\mathcal{G}$  as a superposition of three percolation models** Note that  $\mathcal{G}_{p,U,H}$  is a superposition of the three independent (given the PVT) percolation models: site mode, hard-geometric bond model and soft-geometric bond model. The reason we cannot exclude the hypothetical ranges of  $(p, H)$  such that  $U_c(p, H) = \infty$  for  $p > p^*$  (see Figure 3) is that we do not know whether for all  $p > p^*$  the percolation of  $\mathcal{G}$  can be preserved when lowering the distance threshold of the hard-geometric bond percolation (increasing  $H$ ) by increasing the probabilities of edge opening (increasing  $U$ ) in the soft-geometric percolation model. This is possible only for large enough  $p$  (see Theorem 2).

## 2.4. Numerical observations in the planar case

In what follows, for the sake of visualisation, we briefly recall some numerical findings in the planar case (i.e. setting  $d = 2$ ) obtained in an earlier publication [30], to which we refer the reader for further information regarding the simulation methodology. Note that in the planar case, it is known (see e.g. [37]) that we have

$$\gamma = 2\sqrt{\lambda_S} \quad ; \quad \bar{l} = \frac{2}{3\sqrt{\lambda_S}}$$

and, as a consequence of the two previous formulae, we have  $\kappa(2) = \frac{2}{3}$  and the length of the typical edge writes  $\bar{l} = 4/(3\gamma)$ .

The estimates for the critical values  $p^*$  and  $H_c$  were found close to  $p^* \approx 0.713$  and  $H_c \approx 0.743$ . Recall that  $H_c$  concerns a model which, as far as we know, has not

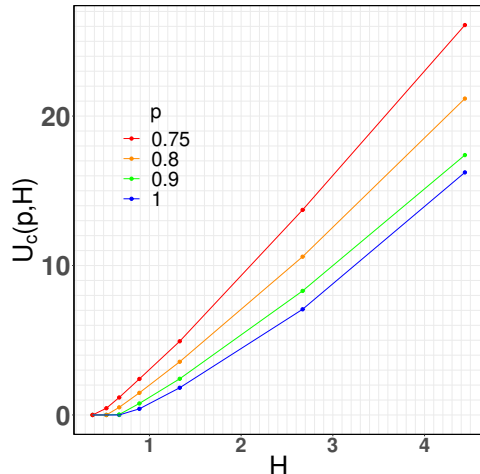


FIGURE 4: Numerical estimations of  $U_c(p, H)$  for some values of  $(p, H)$ .

been studied yet in the literature. Considering the estimate for  $p^*$ , our value only slightly differs from the most recent estimation available in the literature [6]:  $p^* \approx 0.71410 \pm 0.00002$ . While the authors providing this estimate proceeded with Monte-Carlo simulations with periodic boundary conditions and investigated the growth of the largest cluster, we chose a crossing-window method to obtain our estimate of  $p^*$ .

For  $H < H_c$  define

$$p_c(H) := \inf\{p > 0 : P(p, 0, H) > 0\}.$$

This is hence the lower boundary of the strictly super-critical range of  $(p, H)$ . Some estimated values of the function  $p_c(H)$  are presented on Figure 2.

Finally Figure 4 presents some estimated values of  $U_c(p, H)$  for some selected parameters  $(p, H)$  (mainly in the critical range).

### 3. Proofs

#### 3.1. General approach

Theorems 1 to 3 as well as Corollary 2 have been stated in terms of the dimensionless parameters  $(p, U, H)$  introduced in Section 2.2. This allowed us to introduce the different connectivity regimes and their frontiers in a more applied fashion, as illustrated by Figures 2 and 3.

However, when working on the proofs of the aforementioned results, it will be much more convenient to come back to the original parameters  $(\gamma, p, \lambda, r)$ . This is mostly due to the fact that  $H$ , being inversely proportional to  $r$ , is less easy to work with when considering particular events related to connectivity in the network graph. Moreover, recalling that percolation of the connectivity graph  $\mathcal{G}$  does not depend on the parameter  $\gamma$ , we can set  $\gamma = 1$  without loss of generality in what follows. Switching back to the original network parameters  $(\gamma = 1, p, \lambda, r)$ , we will therefore now refer to the connectivity graph as  $\mathcal{G} = \mathcal{G}_{p, \lambda, r}$  and prove the following equivalent formulations of Theorems 1 to 3:

**Reformulation 1.** (Reformulation of Theorem 1.) *For small enough  $r \in (0, \infty]$  and small enough  $\lambda > 0$  (with the thresholds for  $r$  and  $\lambda$  not depending on one another),  $\mathcal{G}_{1,\lambda,r}$  does not percolate and, consequently,  $\mathcal{G}_{p,\lambda,r}$  does not percolate either for any  $p \in [0, 1]$ .*

**Reformulation 2.** (Reformulation of Theorem 2.) *For any  $r \in (0, \infty]$ , for large enough  $p \in (0, 1)$  and  $\lambda < \infty$  (the thresholds for  $p$  and  $\lambda$  depend on  $r$  but not on one another),  $\mathcal{G}_{p,\lambda,r}$  percolates.*

**Reformulation 3.** (Reformulation of Theorem 3.) *For large enough  $p < 1$  and large enough  $r < \infty$  (with the thresholds for  $p$  and  $r$  not depending on one another),  $\mathcal{G}_{p,0,r}$  percolates.*

The general idea of the proofs of the above reformulations will consist in using a renormalization (more precisely, *one-step renormalization* or *coarse-graining argument*) argument. This consists in proceeding as follows:

1. Map the percolation of  $\mathcal{G}$  to a discretized percolation process on a rescaled integer lattice
2. Depending on the needs, relate the percolation (or the absence of percolation) of  $\mathcal{G}$  to the percolation (or absence of percolation) of the discretized process
3. Prove that the discretized process features only short-range dependencies<sup>4</sup>.
4. Apply a result from Liggett, Schonmann and Stacey ([31, Theorem 0.0]) to conclude that the discretized process is dominated by a Bernoulli percolation process and thereby draw conclusions on  $\mathcal{G}$ .

### 3.2. Preparation

We begin with introducing a few notations and definitions that will be useful for the purposes of our developments.

We will use the following convenient notation for the length  $|s|$  of a street segment  $s$  (which is a connected, topologically closed subset of some  $e \in E$ ). For  $A \subset \mathbb{R}^d$  and  $B \subset \mathbb{R}^d$ , we denote as customary the Euclidean distance between  $A$  and  $B$  by:

$$\text{dist}(A, B) := \inf\{\|x - y\|_2, x \in A, y \in B\}.$$

For  $x \in \mathbb{R}^d$ ,  $a > 0$  we denote by  $Q_a(x) := x + [-a/2, a/2]^d$  the  $d$ -dimensional cube of side  $a$  centered at  $x$ . We note that this is exactly the definition of the closed ball  $\mathcal{B}(x, a/2)$  with center  $x$  and radius  $a/2$  for the infinite norm of  $\mathbb{R}^d$ :

$$Q_a(x) = \{y \in \mathbb{R}^d : \|y - x\|_\infty \leq a/2\} = \mathcal{B}(x, a/2).$$

For simplicity, whenever  $a = n \in \mathbb{N} \setminus \{0\}$ , we will write  $Q_n$  to mean  $Q_n(0)$ .

We denote by  $\mathbf{M}$  the space of Borel measures on  $\mathbb{R}^d$ , equipped with the evaluation  $\sigma$ -algebra [29, Section 13.1], which is the smallest  $\sigma$ -algebra making the mappings

---

<sup>4</sup>More precisely, we will refer to the notion of  $k$ -dependence, which will be introduced in due course, see Definition 5.

$\mathbf{M} \ni \Xi \mapsto \Xi(B)$  measurable for all Borel sets  $B \subset \mathbb{R}^d$ . For a (possibly random) Borel measure  $\mu$  on  $\mathbb{R}^d$  and  $A \subset \mathbb{R}^d$ , we denote the restriction of  $\mu$  to  $A$  by  $\mu_A(\cdot) := \mu(A \cap \cdot)$ . We also adapt the definition of the support of a measure as follows: let  $\mu$  be a (possibly random) Borel measure on  $\mathbb{R}^2$ . The *support* of  $\mu$  is the following set:

$$\text{supp}(\mu) := \{x \in \mathbb{R}^d : \forall \epsilon > 0, \mu(Q_\epsilon(x)) > 0\}.$$

We will also need the concepts of *stabilization* and *asymptotic essential connectedness*, both introduced in [26] for investigating spatial dependencies of random measures.

**Definition 1.** [26, Definition 2.3] A random measure  $\Xi$  on  $\mathbb{R}^d$  is called *stabilizing* if there exists a random field of stabilization radii  $R = \{R_x\}_{x \in \mathbb{R}^d}$  defined on the same probability space as  $\Xi$  and  $\Xi$ -measurable, such that:

(1)  $(\Xi, R)$  are jointly stationary,

(2)  $\lim_{n \uparrow \infty} \mathbb{P} \left( \sup_{y \in Q_n \cap \mathbb{Q}^d} R_y < n \right) = 1,$

(3) for all  $n \geq 1$ , the random variables

$$\left\{ f(\Xi_{Q_n(x)}) \mathbb{1} \left\{ \sup_{y \in Q_n(x) \cap \mathbb{Q}^d} R_y < n \right\} \right\}_{x \in \varphi}$$

are independent for all bounded measurable functions

$$f : \mathbf{M} \rightarrow [0, +\infty)$$

and finite  $\varphi \subset \mathbb{R}^d$  such that  $\forall x \in \varphi, \text{dist}(x, \varphi \setminus \{x\}) > 3n$ .

We slightly modify the definition of asymptotic essential connectedness given in [26] for the sake of simplicity and use the following definition:

**Definition 2.** Let  $\Xi$  be a random measure on  $\mathbb{R}^d$ . Then  $\Xi$  is *asymptotically essentially connected* if there exists a random field  $R = \{R_x\}_{x \in \mathbb{R}^d}$  such that  $\Xi$  is stabilizing with  $R$  as in Definition 1 and if for all  $n \geq 1$ , whenever  $\sup_{y \in Q_{2n} \cap \mathbb{Q}^d} R_y < n/2$ , the following assertions are satisfied:

(1)  $\text{supp}(\Xi_{Q_n}) \neq \emptyset$

(2)  $\text{supp}(\Xi_{Q_n})$  is contained in a connected component of  $\text{supp}(\Xi_{Q_{2n}})$

The following result is stated in [26, Example 3.1] for a slightly modified version of Definition 2. It is easy to check that it adapts in our case as follows:

**Proposition 3.** *Let  $\Lambda = \nu_1(S \cap dx)$ , where  $S$  is the PVT generated by an homogeneous stationary Poisson point process. Then  $\Lambda$  is stabilizing and asymptotically essentially connected with the following stabilization field:*

$$\forall x \in \mathbb{R}^d, R_x := \inf\{\|x - X_{S,i}\|_2, X_{S,i} \in X_S\},$$

where  $X_S$  is the PPP generating  $S$ .

For simplicity, for  $x \in \mathbb{R}^d$  and  $n \in \mathbb{N} \setminus \{0\}$  we denote:

$$R(Q_n(x)) := \sup_{y \in Q_n(x) \cap \mathbb{Q}^d} R_y.$$

Finally, we define the openness and closedness of crossroads and street segments (possibly the whole streets themselves) as follows:

**Definition 3.** (*Open/Closed crossroad.*) We say a crossroad  $v \in V$  is *open* if it is an atom of the point process  $Y$ , i.e.  $Y(\{v\}) = 1$ . We say  $v$  is *closed* if it is not open.

**Definition 4.** (*Open/Closed street segment.*) Let  $e \in E$  be a street and let  $s \subseteq e$  be a non-empty street segment. We say  $s$  is *open* if either of the two following set of conditions are satisfied:

1.  $|s| \leq r$

**OR**

2.  $\left\{ \begin{array}{l} |s| > r \\ \forall c \subset s, (|c| = r, c \text{ connected and } c \text{ topologically closed}) \Rightarrow X^\lambda(c) \geq 1 \end{array} \right.$

We say that  $s$  is *closed* if  $s$  is not open.

We are now ready to proceed with the proofs of Theorems 1-3.

### 3.3. Proof of Proposition 1

To prove that  $Z$  is mixing, we will work on the canonical space and it will thus suffice to show that

$$\lim_{\|x\|_2 \rightarrow \infty} \mathbb{P}(A \cap S_x B) = \mathbb{P}(A)\mathbb{P}(B), \quad (5)$$

for all events  $A, B \in \sigma(Z)$  that are measurable with respect to the sigma-algebra  $\sigma(Z)$  generated by  $Z$  and where  $\{S_x\}_{x \in \mathbb{R}^d}$  denotes the natural shift on  $\mathbb{R}^d$ .

Note first that by [19, Lemma 12.3.II] (and as has been done in the proof of [19, Proposition 12.3.VI]), it suffices to check the mixing condition (5) for *local events*, i.e. of the form  $A \in \sigma(Z \cap W_A)$  and  $B \in \sigma(Z \cap W_B)$ , where  $W_A$  and  $W_B$  are compact observation windows in  $\mathbb{R}^d$ . Thus, let  $A$  and  $B$  be such events. We will show that for all  $\epsilon > 0$ , we can find  $x$  with  $\|x\|_2$  sufficiently large so that  $|\mathbb{P}(A \cap S_x B) - \mathbb{P}(A)\mathbb{P}(B)| \leq \epsilon$ .

Take any  $\epsilon > 0$ . By condition (2) in the definition of stabilization (Definition 1), we can find sufficiently large  $n \geq 1$  such that  $\mathbb{P}(R(Q_n) \geq n) \leq \epsilon/3$ . Moreover, such  $n$  can be chosen so as to satisfy  $W_A \subseteq Q_n$  and  $W_B \subseteq Q_n$ . Fix such  $n$ .

Since  $A \in \sigma(Z \cap W_A)$ ,  $A$  only depends on the configuration of  $Z$  inside  $W_A$ . In the same way,  $B$  only depends on the configuration of  $Z$  inside  $W_B$ , and  $S_x B$  only depends on the configuration of  $Z$  inside  $S_x W_B = W_B - x$ . Since  $B \subseteq Q_n$ , we have that  $S_x W_B \subseteq Q_n - x =: Q_n(-x)$ . Take  $x$  with  $\|x\|_2 > 6n\sqrt{2}$ . Then we have  $Q_n \cap Q_n(-x) = \emptyset$  and thus  $W_A \cap S_x W_B = \emptyset$ , so that the events  $A$  and  $S_x B$  depend on the configuration of  $Z$  in disjoint sets. Since the conditional distribution of  $Z$  given the random support  $\Lambda$  is that of a superposition of a Bernoulli process and of a Poisson point process, the events  $A$  and  $S_x B$  are conditionnally independent given  $\Lambda$ . Hence:

$$\mathbb{P}(A \cap S_x B) = \mathbb{E} \left[ \mathbb{E}(\mathbb{1}\{A\} \mathbb{1}\{S_x B\} \mid \Lambda) \right] = \mathbb{E} \left[ \mathbb{E}(\mathbb{1}\{A\} \mid \Lambda) \mathbb{E}(\mathbb{1}\{S_x B\} \mid \Lambda) \right] \quad (6)$$

Now, since  $A \in \sigma(Z \cap W_A)$  with  $W_A \subseteq Q_n$ , we can write  $\mathbb{E}(\mathbb{1}\{A\} \mid \Lambda) = f(\Lambda_{Q_n})$  as a bounded deterministic function of  $\Lambda_{Q_n}$ . In the same way, we can write  $\mathbb{E}(\mathbb{1}\{S_x B\} \mid \Lambda) = g(\Lambda_{Q_n(-x)})$  as a bounded deterministic function of  $\Lambda_{Q_n(-x)}$ . By (6), we thus get:

$$\begin{aligned} \mathbb{P}(A \cap S_x B) &= \mathbb{E} \left[ f(\Lambda_{Q_n}) g(\Lambda_{Q_n(-x)}) \right] \\ &= \mathbb{E} \left[ f(\Lambda_{Q_n}) g(\Lambda_{Q_n(-x)}) \mathbb{1}\{R(Q_n) < n\} \mathbb{1}\{R(Q_n(-x)) < n\} \right] \\ &\quad + \mathbb{E} \left[ f(\Lambda_{Q_n}) g(\Lambda_{Q_n(-x)}) \mathbb{1}\{(R(Q_n) \geq n) \cup (R(Q_n(-x)) \geq n)\} \right] \end{aligned} \quad (7)$$

Let us first deal with the second term appearing in the right-hand side of (7). Using the fact that both  $f$  and  $g$ , being conditional expectations of indicator functions, are upper-bounded by 1, we get:

$$\begin{aligned} &\mathbb{E} \left[ f(\Lambda_{Q_n}) g(\Lambda_{Q_n(-x)}) \mathbb{1}\{(R(Q_n) \geq n) \cup (R(Q_n(-x)) \geq n)\} \right] \\ &\leq \mathbb{P} \left[ (R(Q_n) \geq n) \cup (R(Q_n(-x)) \geq n) \right] \\ &\leq \mathbb{P} [R(Q_n) \geq n] + \mathbb{P} [R(Q_n(-x)) \geq n] \end{aligned} \quad (8)$$

where we have used the union bound in (8). Now, by stationarity of the stabilization field  $\{R_y\}_{y \in \mathbb{R}^d}$ , we get that the right-hand side in (8) is equal to  $2\mathbb{P} [R(Q_n) \geq n]$ . In all, we thus get:

$$\mathbb{E} \left[ f(\Lambda_{Q_n}) g(\Lambda_{Q_n(-x)}) \mathbb{1}\{(R(Q_n) \geq n) \cup (R(Q_n(-x)) \geq n)\} \right] \leq 2\epsilon/3 \quad (9)$$

We now deal with the first term appearing in the right-hand side of (7). Note that since  $\|x\|_2 > 6n\sqrt{2}$ , the set  $\varphi := \{0, -x\} \subset \mathbb{R}^d$  and satisfies  $\forall y \in \varphi, \text{dist}(y, \phi \setminus \{y\}) > 3n$  and so, by the condition (3) in the definition of stabilization, the random variables  $f(\Lambda_{Q_n}) \mathbb{1}\{R(Q_n) < n\}$  and  $g(\Lambda_{Q_n(-x)}) \mathbb{1}\{R(Q_n(-x)) < n\}$  are independent. Thus, the first term appearing in the right-hand side of (7) becomes:

$$\begin{aligned} &\mathbb{E} \left[ f(\Lambda_{Q_n}) g(\Lambda_{Q_n(-x)}) \mathbb{1}\{R(Q_n) < n\} \mathbb{1}\{R(Q_n(-x)) < n\} \right] \\ &= \mathbb{E} \left[ f(\Lambda_{Q_n}) \mathbb{1}\{R(Q_n) < n\} \right] \mathbb{E} \left[ g(\Lambda_{Q_n(-x)}) \mathbb{1}\{R(Q_n(-x)) < n\} \right]. \end{aligned} \quad (10)$$

Now, using the fact that  $f(\Lambda_{Q_n}) =: \mathbb{E}(\mathbb{1}\{A\} \mid \Lambda)$  and noting that the event  $\{R(Q_n) < n\}$  is  $\Lambda$ -measurable, we can put everything back into a single expectation and get:

$$\begin{aligned} \mathbb{E} \left[ f(\Lambda_{Q_n}) \mathbb{1}\{R(Q_n) < n\} \right] &= \mathbb{E} \left[ \mathbb{E}(\mathbb{1}\{A\} \mid \Lambda) \mathbb{1}\{R(Q_n) < n\} \right] \\ &= \mathbb{E} \left[ \mathbb{E}(\mathbb{1}\{A\} \mathbb{1}\{R(Q_n) < n\} \mid \Lambda) \right] \\ &= \mathbb{E} \left[ \mathbb{1}\{A\} \mathbb{1}\{R(Q_n) < n\} \right] \\ &= \mathbb{P}(A \cap \{R(Q_n) < n\}). \end{aligned}$$

In the same way, we get:

$$\mathbb{E} \left[ g(\Lambda_{Q_n(-x)}) \mathbb{1}\{R(Q_n(-x)) < n\} \right] = \mathbb{P}(S_x B \cap \{R(Q_n(-x)) < n\}).$$

Thus, (10) yields:

$$\begin{aligned} & \mathbb{E} [f(\Lambda_{Q_n})g(\Lambda_{Q_n(-x)})\mathbb{1}\{R(Q_n) < n\}\mathbb{1}\{R(Q_n(-x)) < n\}] \\ &= \mathbb{P}(A \cap \{R(Q_n) < n\})\mathbb{P}(S_x B \cap \{R(Q_n(-x)) < n\}) \\ &= \mathbb{P}(A \cap \{R(Q_n) < n\})\mathbb{P} \circ S_x(B \cap \{R(Q_n) < n\}) \\ &= \mathbb{P}(A \cap \{R(Q_n) < n\})\mathbb{P}(B \cap \{R(Q_n) < n\}), \end{aligned}$$

where we have used the stationarity assumption to get the last line. Finally, using the fact that  $\mathbb{P}(R(Q_n) < n) \geq 1 - \epsilon/3$ , we get

$$|\mathbb{P}(A \cap \{R(Q_n) < n\})\mathbb{P}(B \cap \{R(Q_n) < n\}) - \mathbb{P}(A)\mathbb{P}(B)| \leq \epsilon$$

and thus

$$|\mathbb{E} [f(\Lambda_{Q_n})g(\Lambda_{Q_n(-x)})\mathbb{1}\{R(Q_n) < n\}\mathbb{1}\{R(Q_n(-x)) < n\}] - \mathbb{P}(A)\mathbb{P}(B)| \leq \epsilon/3. \quad (11)$$

Using (9), (11) to put everything back together in (7) and using the triangular inequality, we finally get:

$$|\mathbb{P}(A \cap S_x B) - \mathbb{P}(A)\mathbb{P}(B)| \leq 2\epsilon/3 + \epsilon/3 = \epsilon \quad (12)$$

for sufficiently large  $x$ , as required. This concludes the proof of Proposition 1.

**Remark 2.** Note that we actually did not need to use the PVT structure nor the asymptotic essential connectedness of the random support  $S$  here. We only used the fact that  $S$  is a stabilizing random tessellation and the complete independence properties of the point processes of users  $X^\lambda$  and of relays  $Y$  given their random support  $S$ . As a matter of fact, Proposition 1 can be generalized to any stabilizing random tessellation  $S$  in  $\mathbb{R}^d$ .

### 3.4. Proof of Theorem 1

As mentioned earlier, proving Theorem 1 is equivalent to proving Reformulation 1. This in turn is equivalent to showing that  $\mathcal{G}$  does not percolate when  $p = 1$  and  $\lambda, r$  are sufficiently small but positive. We will use a renormalization argument and introduce a discrete site percolation model on the integer lattice  $\mathbb{Z}^d$  constructed in such a way that if it does not percolate, then neither does  $\mathcal{G}$ . Proving the absence of percolation of the integer lattice model will then be done via appealing to its local dependence.

To this end, for  $n \geq 1$ , say a site  $z \in \mathbb{Z}^d$  is *n-good* if the following conditions are satisfied:

1.  $R(Q_n(nz)) < n$
2.  $\forall e \in E$  if  $s_{z,e} := e \cap Q_n(nz) \neq \emptyset$ , then  $s_{z,e}$  is closed.

Say a site  $z \in \mathbb{Z}^d$  is *n-bad* if it is not *n-good*.

Our first claim is the following:

**Lemma 1.** *Percolation of  $\mathcal{G}$  implies percolation of the process of *n-bad* sites.*

*Proof.* Assume  $\mathcal{G}$  percolates and denote by  $\mathcal{C}$  an unbounded (connected) component of  $\mathcal{G}$ . Denote  $\mathcal{Z} = \mathcal{Z}_n := \{z \in \mathbb{Z}^d : \mathcal{C} \cap Q_n(nz) \neq \emptyset\}$ . Since  $\mathcal{C}$  is unbounded we have  $\#(\mathcal{Z}) = \infty$ . Observe for all  $z \in \mathcal{Z}$ ,  $z$  is  $n$ -bad since condition (2) of  $n$ -goodness is not satisfied (there exists an open street segment intersecting  $Q_n(nz)$ ). Also,  $\mathcal{Z}$  is almost surely connected<sup>5</sup> in  $\mathbb{Z}^d$ . This follows from the fact that the probability that some edge  $e \in E$  of the PVT intersects  $\mathbb{Z}^d$  is equal to zero<sup>6</sup>. Hence, the process of  $n$ -bad sites percolates.  $\square$

By Lemma 1, it suffices to prove that the process of  $n$ -bad sites does not percolate (for some  $n$ ) when  $\lambda$  and  $r$  are sufficiently small but positive. This will be done using the fact that it is a 3-dependent percolation model on the integer lattice  $\mathbb{Z}^d$ .

**Definition 5.** Let  $\mathbf{X} = (X_z)_{z \in \mathbb{Z}^d}$  be a discrete random field. Let  $k \geq 1$ . Then  $\mathbf{X}$  is said to be  $k$ -dependent if for all  $q \geq 1$  and all  $\{s_1, \dots, s_q\} \subset \mathbb{Z}^d$  finite with the property that  $\forall i \neq j, \|s_i - s_j\|_\infty > k$ , the random variables  $(X_{s_i})_{1 \leq i \leq q}$  are independent.

As previously stated, we have the following:

**Lemma 2.** For  $z \in \mathbb{Z}^d$ , set  $\zeta_z := \mathbb{1}\{z \text{ is } n\text{-bad}\}$ . Then  $(\zeta_z)_{z \in \mathbb{Z}^d}$  is a 3-dependent random field.

*Proof.* As a starting point, note that  $\forall z \in \mathbb{Z}^d, \zeta_z = 1 - \mathbb{1}\{z \text{ is } n\text{-good}\}$ . It is therefore equivalent to prove that the process of  $n$ -good sites is 3-dependent.

For  $z \in \mathbb{Z}^d$ , set  $\xi_z = \mathbb{1}\{z \text{ is } n\text{-good}\}$ . Let  $\{z_1, \dots, z_q\} \subset \mathbb{Z}^d$  be such that  $\forall i \neq j, \|z_i - z_j\|_\infty > 3$ . We want to show that the random variables  $(\xi_{z_i})_{1 \leq i \leq q}$  are independent. Since we are dealing with indicator functions, this is equivalent to showing that:

$$\mathbb{E} \left( \prod_{i=1}^q \xi_{z_i} \right) = \prod_{i=1}^q \mathbb{E}(\xi_{z_i})$$

Now, we have:

$$\begin{aligned} \mathbb{E} \left( \prod_{i=1}^q \xi_{z_i} \right) &= \mathbb{E} \left[ \mathbb{E} \left( \prod_{i=1}^q \xi_{z_i} \middle| \Lambda \right) \right] \\ &= \mathbb{E} \left[ \mathbb{E} \left( \prod_{i=1}^q \mathbb{1}\{R(Q_n(nz_i)) < n\} \prod_{i=1}^q \mathbb{1}\{\forall e \in E, s_{z_i, e} \text{ is closed}\} \middle| \Lambda \right) \right] \quad (13) \\ &= \mathbb{E} \left[ \prod_{i=1}^q \mathbb{1}\{R(Q_n(nz_i)) < n\} \mathbb{E} \left( \prod_{i=1}^q \mathbb{1}\{\forall e \in E, s_{z_i, e} \text{ is closed}\} \middle| \Lambda \right) \right], \quad (14) \end{aligned}$$

where we have used  $\Lambda$ -measurability of the random variables  $\{R_x\}_{x \in \mathbb{R}^d}$  in (14).

For  $1 \leq i \leq q$ , set  $A_{z_i} := \{\forall e \in E, s_{z_i, e} \text{ is closed}\}$ . According to Definition 4, for a given  $1 \leq i \leq q$ , the event  $A_{z_i}$  only depends on the configuration of the random measure

<sup>5</sup> $z, z' \in \mathbb{Z}^d, z \neq z'$  are connected in  $\mathbb{Z}^d$  if  $\|z - z'\|_1 = 1$ .

<sup>6</sup>This is true for the Voronoi tessellation generated by any stationary point process as a consequence of the fact that such a process does not have points which are equidistant to a given, fixed location, see e.g. [8, Lemma 11.2.3].



$\Lambda$  and of the Cox point process  $X^\lambda$  inside the  $d$ -dimensional cube  $Q_n(nz_i)$ . Therefore, given  $\Lambda$ , the events  $\{A_{z_i} : 1 \leq i \leq q\}$  only depend on  $X^\lambda \cap Q_n(nz_i)$ ,  $1 \leq i \leq q$ . Since we have  $\forall i \neq j, \|z_i - z_j\|_\infty > 3$ , then the  $d$ -dimensional cubes  $Q_n(nz_i)$  are disjoint. Moreover, given  $\Lambda$ ,  $X^\lambda$  has the distribution of a Poisson point process. Thus, by Poisson independence property, the events  $(A_{z_i})_{1 \leq i \leq q}$  are conditionally independent given  $\Lambda$ . Hence (14) yields:

$$\mathbb{E} \left( \prod_{i=1}^q \xi_{z_i} \right) = \mathbb{E} \left[ \prod_{i=1}^q \mathbb{1}\{R(Q_n(nz_i)) < n\} \prod_{i=1}^q \mathbb{E} \left( \mathbb{1}\{\forall e \in E, s_{z_i, e} \text{ is closed}\} \middle| \Lambda \right) \right]. \quad (15)$$

Recall that the restriction of the random measure  $\Lambda$  to the  $d$ -dimensional cube  $Q_n(x)$  is denoted by  $\Lambda_{Q_n(x)}(\cdot) := \Lambda(Q_n(x) \cap \cdot)$  and set  $f(\Lambda_{Q_n(x)}) := \mathbb{E} \left( \mathbb{1}\{\forall e \in E, s_{x, e} \text{ is closed}\} \middle| \Lambda \right)$ .

Then  $f$  is a deterministic, bounded and measurable function of  $\Lambda_{Q_n(x)}$ . Moreover, the set  $\varphi := \{nz_1, \dots, nz_q\} \subset \mathbb{R}^d$  is a finite subset of  $\mathbb{R}^d$  satisfying:

$$\forall i \neq j, \|nz_i - nz_j\|_\infty > 3n.$$

Since the infinite norm is always upper bounded by the Euclidean norm, we have  $\forall i \neq j, \|nz_i - nz_j\|_2 > 3n$ , and so  $\varphi$  satisfies:

$$\forall x \in \varphi, \text{dist}(x, \varphi \setminus \{x\}) > 3n.$$

Hence, by condition (3) in the definition of stabilization (Definition 1), the random variables appearing in the right-hand side of (15) are independent. This yields:

$$\begin{aligned} \mathbb{E} \left( \prod_{i=1}^q \xi_{z_i} \right) &= \prod_{i=1}^q \mathbb{E} \left( \mathbb{1}\{R(Q_n(nz_i)) < n\} \prod_{i=1}^q \mathbb{E} \left( \mathbb{1}\{\forall e \in E, s_{z_i, e} \text{ is closed}\} \middle| \Lambda \right) \right) \\ &= \prod_{i=1}^q \mathbb{E}(\xi_{z_i}) \end{aligned}$$

thus concluding the proof of the lemma.  $\square$

Now we prove that the probability for an arbitrary site, which by stationarity can be chosen to be the origin  $\mathbf{0} \in \mathbb{Z}^d$ , to be  $n$ -bad can be made arbitrarily small when first taking some large enough finite  $n$  and then positive small enough  $\lambda, r$ , as stated in the following Lemma.

**Lemma 3.**

$$\lim_{n \uparrow \infty} \lim_{\lambda, r \downarrow 0} \mathbb{P}(\mathbf{0} \text{ is } n\text{-bad}) = 0.$$

*Proof.* Note that we have:

$$\begin{aligned} \mathbb{P}(\mathbf{0} \text{ is } n\text{-bad}) &= \mathbb{P} \left( \{R(Q_n) \geq n\} \cup \{\exists e \in E : e \cap Q_n \neq \emptyset \text{ and open}\} \right) \\ &\leq \mathbb{P}(R(Q_n) \geq n) + \mathbb{P}(\exists e \in E : e \cap Q_n \neq \emptyset \text{ and open}) \\ &\leq \mathbb{P}(R(Q_n) \geq n) && \text{(a)} \\ &\quad + \mathbb{P}(\exists e \in E : 0 < |e \cap Q_n| \leq r) && \text{(b)} \\ &\quad + \mathbb{P}(\exists e \in E : e \cap Q_n \text{ satisfies cond. (2) in Definition 4}). && \text{(c)} \end{aligned}$$

Take any  $\epsilon > 0$ . By the stabilization property of the PVT (Proposition 3) we have  $\lim_{n \uparrow \infty} \mathbb{P}(R(Q_n) \geq n) = 0$  and so we can fix  $n$  large enough to make the probability in (a) smaller than  $\epsilon/3$ . Then,  $Q_n$  intersects almost surely zero or a finite number of edges  $e \in E$ . Hence the probability in (b) converges to 0 when  $r \rightarrow 0$  and, consequently, we can take  $r$  small enough to make the probability in (b) smaller than  $\epsilon/3$ . Finally, for given  $n$  (and independently of  $r$ ), we can take  $\lambda$  small enough to make the probability in (c) smaller than  $\epsilon/3$ . Indeed, this latter probability is dominated by the probability that  $X^\lambda(Q_n) \geq 1$  and thus converges to 0 when  $\lambda \rightarrow 0$  for any finite  $n$ . This concludes the proof of Lemma 3.  $\square$

By Lemmas 2 and 3, using [31, Theorem 0.0], for large enough  $n < \infty$  and small enough  $r > 0, \lambda > 0$ , the process of  $n$ -bad sites is stochastically dominated from above by an independent site percolation model on the integer lattice where the probability of having an open site is arbitrarily small. Hence this independent site percolation model is sub-critical. Consequently, we can make the process of  $n$ -bad sites non-percolating. By Lemma 1 the same is true for  $\mathcal{G}$ , thus concluding the proof of Theorem 1.

### 3.5. Proof of Theorem 2

We shall prove that for large enough  $p < 1$  the model  $\mathcal{G}$  percolates with positive probability for all  $r > 0$  and large enough  $\lambda < \infty$  (depending on  $r$ ).

As in the proof of Theorem 1, we will use a renormalization argument. To this end, consider the following percolation model on the integer lattice  $\mathbb{Z}^d$ . For  $n \geq 1$ , say a site  $z \in \mathbb{Z}^d$  is  $n$ -good if the following conditions are satisfied:

1.  $R(Q_{6n}(nz)) < 6n$ .
2. There exists a *full* street (not just a street segment!) entirely contained in  $Q_n(nz)$ . By abuse of notation, we denote this by  $E \cap Q_n(nz) \neq \emptyset$ .
3. There exists  $e \in E \cap Q_n(nz)$  such that  $e$  is open, in the sense of Definition 4. In other words, there exists an open street which is fully included in the cube  $Q_n(nz)$ .
4. All crossroads in  $Q_{6n}(nz)$  are open, in the sense of Definition 3.
5. Every two open edges  $e, e' \in E \cap Q_{3n}(nz)$  are connected by a path in  $\mathcal{G} \cap Q_{6n}(nz)$ .

We say a site  $z \in \mathbb{Z}^d$  is  $n$ -bad if it is not  $n$ -good.

The  $n$ -good sites have been defined so as to satisfy the following implication.

**Lemma 4.** *Percolation of the process of  $n$ -good sites implies percolation of the connectivity graph  $\mathcal{G}$ .*

*Proof.* Let  $\mathcal{C}$  be an infinite connected component of  $n$ -good sites. Consider  $z, z' \in \mathcal{C}$  such that  $\|z - z'\|_1 = 1$ . Without loss of generality, assume  $z = (a_1, a_2, \dots, a_d)$  for some  $a_1, a_2, \dots, a_d \in \mathbb{Z}$  and  $z' = (a_1 + 1, a_2, \dots, a_d)$ . By condition (2) in the definition

of  $n$ -goodness, we can find open edges  $e \in E \cap Q_n(nz)$  and  $e' \in E \cap Q_n(nz')$ . Since

$$\begin{aligned} Q_n(nz) &= [na_1 - n/2, na_1 + n/2] \times \dots \times [na_d - n/2, na_d + n/2] \\ Q_n(nz') &= [na_1 + n/2, na_1 + 3n/2] \times [na_2 - n/2, na_2 + n/2] \times \dots \times [na_d - n/2, na_d + n/2], \\ Q_{3n}(nz) &= [na_1 - 3n/2, na_1 + 3n/2] \times \dots \times [na_d - 3n/2, na_d + 3n/2], \\ Q_{6n}(nz) &= [na_1 - 3n, na_1 + 3n] \times \dots \times [na_d - 3n, na_d + 3n], \end{aligned}$$

we have  $Q_n(nz') \subset Q_{3n}(nz)$  and so  $e' \in E \cap Q_n(nz')$  implies  $e' \in E \cap Q_{3n}(nz)$ . Since we also have  $e \in E \cap Q_n(nz) \subset E \cap Q_{3n}(nz)$  and  $e, e'$  are both open, by conditions (4) and (5) in the definition of  $n$ -goodness,  $e$  and  $e'$  are connected by a path  $\mathcal{L}$  in  $\mathcal{G} \cap Q_{6n}(nz)$ . Therefore, the path  $\mathcal{L}$  also connects  $e$  and  $e'$  in  $\mathcal{G}$ , thus giving rise to an infinite connected component in  $\mathcal{G}$ . This concludes the proof of Lemma 4.  $\square$

**Lemma 5.** *For  $z \in \mathbb{Z}^d$ , set  $\xi_z := \mathbb{1}\{z \text{ is } n\text{-good}\}$ . Then  $(\xi_z)_{z \in \mathbb{Z}^d}$  is an 18-dependent random field.*

*Proof.* In the same way as in the proof of Lemma 2, it suffices to prove that for all finite  $\psi = \{z_1, \dots, z_q\} \subset \mathbb{Z}^d$  such that  $\forall i \neq j, \|z_i - z_j\|_\infty > 18$ , we have:

$$\mathbb{E} \left( \prod_{i=1}^q \xi_{z_i} \right) = \prod_{i=1}^q \mathbb{E}(\xi_{z_i}).$$

Denote respectively by  $A_z, B_z, C_z, D_z, F_z$  the events that the conditions (1), (2), (3), (4), (5) in the definition of  $n$ -goodness hold for  $z \in \mathbb{Z}^d$ . We thus have:

$$\forall z \in \mathbb{Z}^d, \xi_z = \mathbb{1}\{A_z\} \mathbb{1}\{B_z\} \mathbb{1}\{C_z\} \mathbb{1}\{D_z\} \mathbb{1}\{F_z\}.$$

Note first that whenever  $z \in \mathbb{Z}^d$ , the indicators  $\mathbb{1}\{A_z\}$  and  $\mathbb{1}\{B_z\}$  are  $\Lambda$ -measurable. Thus, we have :

$$\begin{aligned} \mathbb{E} \left( \prod_{i=1}^q \xi_{z_i} \right) &= \mathbb{E} \left[ \mathbb{E} \left( \prod_{i=1}^q \xi_{z_i} \middle| \Lambda \right) \right] \\ &= \mathbb{E} \left[ \prod_{i=1}^q \mathbb{1}\{A_{z_i}\} \mathbb{1}\{B_{z_i}\} \mathbb{E} \left( \prod_{i=1}^q \mathbb{1}\{C_{z_i} \cap D_{z_i} \cap F_{z_i}\} \middle| \Lambda \right) \right]. \end{aligned}$$

Now, note that conditioned on  $\Lambda$ , for each  $1 \leq i \leq q$ , the event  $C_{z_i} \cap D_{z_i} \cap F_{z_i}$  only depends on the configuration of  $X^\lambda$  and  $Y$  inside of the  $d$ -dimensional cube  $Q_{6n}(nz_i)$ . Since  $\psi$  satisfies  $\forall i \neq j, \|z_i - z_j\|_\infty > 18$ , then we have  $\forall i \neq j, \|nz_i - nz_j\|_\infty > 18n$ . As a matter of fact, the cubes  $\{Q_{6n}(nz_i) : 1 \leq i \leq q\}$  are disjoint, i.e.

$$\forall i \neq j, Q_{6n}(nz_i) \cap Q_{6n}(nz_j) = \emptyset.$$

By the complete independence of Poisson and Bernoulli processes (recall that, given  $\Lambda$ ,  $X^\lambda$  has the distribution of a Poisson point process and  $Y$  the distribution of a Bernoulli

point process), we have

$$\begin{aligned}
\mathbb{E} \left( \prod_{i=1}^q \xi_{z_i} \right) &= \mathbb{E} \left[ \prod_{i=1}^q \mathbb{1}\{A_{z_i}\} \mathbb{1}\{B_{z_i}\} \mathbb{E} \left( \prod_{i=1}^q \mathbb{1}\{C_{z_i} \cap D_{z_i} \cap F_{z_i}\} \middle| \Lambda \right) \right] \\
&= \mathbb{E} \left[ \prod_{i=1}^q \mathbb{1}\{A_{z_i}\} \mathbb{1}\{B_{z_i}\} \prod_{i=1}^q \mathbb{E} \left( \mathbb{1}\{C_{z_i} \cap D_{z_i} \cap F_{z_i}\} \middle| \Lambda \right) \right] \\
&= \mathbb{E} \left[ \prod_{i=1}^q \mathbb{1}\{A_{z_i}\} \prod_{i=1}^q \mathbb{E} \left( \mathbb{1}\{B_{z_i} \cap C_{z_i} \cap D_{z_i} \cap F_{z_i}\} \middle| \Lambda \right) \right] \\
&= \mathbb{E} \left[ \prod_{i=1}^q \mathbb{1}\{R(Q_{6n}(nz_i)) < 6n\} f(\Lambda_{Q_{6n}(nz_i)}) \right], \tag{16}
\end{aligned}$$

where  $f(\Lambda_{Q_{6n}(x)}) := \mathbb{E}(\mathbb{1}\{B_x \cap C_x \cap D_x \cap F_x\} | \Lambda)$ , a bounded measurable deterministic function of  $\Lambda_{Q_{6n}(x)}$ , and where by  $\Lambda$ -measurability of the events  $\{B_{z_i} : 1 \leq i \leq q\}$ , we put their indicators into the conditional expectation given  $\Lambda$ . Now, the set  $\varphi := \{nz_1, \dots, nz_p\} \subset \mathbb{R}^d$  is finite and satisfies:

$$\forall i \neq j, \|nz_i - nz_j\|_\infty > 18n.$$

Since the infinite norm is always upper bounded by the Euclidean norm, we have  $\forall i \neq j, \|nz_i - nz_j\|_2 > 18n$ , and so  $\varphi$  satisfies:

$$\forall x \in \varphi, \text{dist}(x, \varphi \setminus \{x\}) > 18n = 3 \times 6n.$$

We can therefore apply condition (3) in Definition 1 (with  $n$  replaced by  $6n$ ) to get that the random variables appearing in the right-hand side of (16) are independent. Hence:

$$\begin{aligned}
\mathbb{E} \left( \prod_{i=1}^q \xi_{z_i} \right) &= \prod_{i=1}^q \mathbb{E} [\mathbb{1}\{R(Q_{6n}(nz_i)) < 6n\} f(\Lambda_{Q_{6n}(nz_i)})] \\
&= \prod_{i=1}^q \mathbb{E}(\xi_{z_i}),
\end{aligned}$$

which concludes the proof of Lemma 5.  $\square$

**Lemma 6.** *For any  $r > 0$  we have*

$$\lim_{n \uparrow \infty} \lim_{p \uparrow 1, \lambda \uparrow \infty} \mathbb{P}(\mathbf{0} \text{ is } n\text{-good}) = 1.$$

*Proof.* We shall prove that

$$\lim_{n \uparrow \infty} \lim_{p \uparrow 1, \lambda \uparrow \infty} \mathbb{P}(\mathbf{0} \text{ is } n\text{-bad}) = 0.$$

Take any  $\epsilon > 0$ . Denote respectively by  $A, B, C, D, F$  the events that the conditions (1), (2), (3), (4), (5) in the definition of  $n$ -goodness hold for  $z = \mathbf{0}$ . Denote also by  $\tilde{A}$

the event that  $R(Q_{6n}) < n/2$ . Note that  $\tilde{A} \subset A$  and thus we have:

$$\begin{aligned} \mathbb{P}(\mathbf{0} \text{ is } n\text{-bad}) &= \mathbb{P}(A^c \cup B^c \cup C^c \cup D^c \cup F^c) \\ &\leq \mathbb{P}(\tilde{A}^c \cup B^c \cup C^c \cup D^c \cup F^c) \\ &\leq \mathbb{P}(\tilde{A}^c) + \mathbb{P}(B^c) + \mathbb{P}(B \cap C^c) + \mathbb{P}(D^c) + \mathbb{P}(\tilde{A} \cap D \cap F^c). \end{aligned}$$

First, partitioning the cube  $Q_{6n}$  into  $12^d$  subcubes  $(K_i)_{1 \leq i \leq 12^d}$  of side length  $n/2$ , we get:

$$\begin{aligned} \mathbb{P}(\tilde{A}^c) &= \mathbb{P}(R(Q_{6n}) \geq n/2) \\ &= \mathbb{P}\left(\bigcup_{i=1}^{12^d} \{R(K_i) \geq n/2\}\right) \\ &\leq 12^d \mathbb{P}(R(Q_{n/2}) \geq n/2) \quad \text{by stationarity of the } R\text{'s.} \end{aligned}$$

Therefore, by condition (2) of Definition 1, we get  $\lim_{n \uparrow \infty} \mathbb{P}(\tilde{A}^c) = 0$ . Also

$$\mathbb{P}(B^c) = \mathbb{P}(E \cap Q_n = \emptyset)$$

and thus  $\lim_{n \uparrow \infty} \mathbb{P}(B^c) = 0$ . Fix  $n$  large enough such that  $\mathbb{P}(\tilde{A}^c) \leq \epsilon/5$  and  $\mathbb{P}(B^c) \leq \epsilon/5$ . For such  $n$ ,  $Q_n$ ,  $Q_{3n}$  and  $Q_{6n}$  intersect almost surely zero or a finite number of edges and vertices.

Let's now deal with the quantity  $\mathbb{P}(B \cap C^c)$ . We have:

$$\mathbb{P}(B \cap C^c) = \mathbb{P}(E \cap Q_n \neq \emptyset \text{ and } \forall e \in E \cap Q_n : e \text{ is closed}).$$

This latter probability converges to 0 when  $\lambda \rightarrow \infty$  (for fixed  $n$  and  $r > 0$ ). Hence, for large enough  $\lambda < \infty$  (depending on  $n, r$ ) we have  $\mathbb{P}(B \cap C^c) \leq \epsilon/5$ . Similarly,

$$\mathbb{P}(D^c) = \mathbb{P}(\exists v \in V \cap Q_{6n} : v \text{ is closed})$$

converges to 0 when  $p \uparrow 1$  (for fixed  $n$  and  $r > 0$ ), hence, for large enough  $p < 1$ , we have  $\mathbb{P}(D^c) \leq \epsilon/5$ .

Regarding the event  $\tilde{A} \cap D \cap F^c$ , note that under the event  $\tilde{A}$ , we have

$$R(Q_{6n}) < n/2 < 3n/2.$$

Hence, by asymptotic essential connectedness (see Definition 2), we have that  $\text{supp}(\Lambda_{Q_{3n}}) \neq \emptyset$  and, moreover, there exists a connected component  $\Delta$  of  $\text{supp}(\Lambda_{Q_{6n}})$  such that  $\text{supp}(\Lambda_{Q_{3n}}) \subset \Delta \subset \text{supp}(\Lambda_{Q_{6n}})$ . Therefore

$$\tilde{A} \cap D \cap F^c \subset (\exists e \in E \cap Q_{6n} : e \text{ is closed}).$$

Clearly, for fixed  $n, r$  and independently of  $p$ ,

$$\lim_{\lambda \rightarrow \infty} \mathbb{P}(\exists e \in E \cap Q_{6n} : e \text{ is closed}) = 0.$$

Hence, we can find  $\lambda < \infty$  large enough (depending on  $n, r$ ) such that  $\mathbb{P}(\tilde{A} \cap D \cap F^c) \leq \epsilon/5$ . Since  $\epsilon > 0$  was arbitrary, this concludes the proof of Lemma 6.  $\square$

By Lemmas 5 and 6, using [31, Theorem 0.0], the process of  $n$ -good sites is stochastically dominated from below by a supercritical Bernoulli process for large enough  $n < \infty, \lambda < \infty, p < 1$ . Thus, we can make the process of  $n$ -good sites percolating. By Lemma 4, the connectivity graph  $\mathcal{G}$  with these values of  $\lambda, p$  percolates, thus concluding the proof of Theorem 2.

### 3.6. Proof of Proposition 2

We first prove that  $p^* < 1$  as a consequence of Theorem 2. Then, using an adapted path-count argument, very much as in classical i.i.d. percolation on the square grid (see e.g. [32, Theorem 1.1]), we show that  $p^* > 0$ .

$p^* < 1$  By Theorem 2, we can find large enough  $p \in (0, 1)$  such that  $P(p, U, H) > 0$  for any  $H \in [0, \infty)$  and large enough  $U < \infty$  depending on the chosen  $H$ . Choosing  $H = 0$ , we thus obtain the existence of some  $p \in (0, 1)$  such that  $P(p, U, 0) > 0$  for some  $U < \infty$ . Now, as noted in Section 2.3.1, the case  $H = 0$  corresponds to PVT site percolation and the percolation probability  $P(p, U, H) =: P_{PVT}(p)$  does not depend on  $U$ . Thus,  $P_{PVT}(p) > 0$  for some  $p < 1$ , and so  $p^* < 1$ .

$p^* > 0$  It is known that the degree of all vertices (i.e. 0-facets) of a  $d$ -dimensional PVT generated by a homogeneous Poisson point process in  $\mathbb{R}^d$  is almost surely equal to  $d + 1$ , as a consequence of the following facts:

- Such a PVT is almost surely regular and normal (see [37, Proposition PV2]).
- The cells of such a PVT are almost surely polytopes, i.e. convex and bounded polyhedra (see [37, Proposition PV1]).
- Each  $s$ -facet of a Voronoi cell in  $\mathbb{R}^d$  lies on a  $s$ -dimensional hyperplane whose points are equidistant of  $d - s + 1$  atoms of the Poisson point process having generated the PVT (this is a consequence of [37, Property IV3] and [37, Property IV4]).

Moreover,  $S$ , being a regular and normal tessellation, is locally finite. This observation combined with the degree bound allows to use an adapted path-count argument, as follows.

First, denote by  $\tilde{\mathcal{G}}_p =: \mathcal{G}_{p,0,0}$  the random graph arising from the PVT site percolation process with parameter  $p$  and note that percolation of  $\tilde{\mathcal{G}}_p$  is equivalent to the percolation of  $\mathcal{G}_{p,U,0}$  whenever  $p \in [0, 1]$  and  $U \geq 0$  (indeed, the fact that  $H = 0$  makes the percolation independent of the Cox points in our model). Hence:

$$P_{PVT}(p) = \mathbb{P}\left(\tilde{\mathcal{G}}_p \text{ has an infinite connected component}\right). \quad (17)$$

Denote by  $\Phi$  the point process of crossroads (i.e. vertices of the PVT  $S$ ) and denote by  $\mathbb{P}^0$  its Palm probability. Since  $Y$  is a doubly stochastic Bernoulli point process supported by the crossroads, the conditional distribution of  $Y$  given  $S$  is the same under the stationary probability  $\mathbb{P}$  and under the Palm probability  $\mathbb{P}^0$ . As a matter of fact, for every crossroad  $v \in V$ , we have:  $\mathbb{P}^0(Y(\{v\}) > 0 | S) = \mathbb{P}(Y(\{v\}) > 0 | S) = p$ . Moreover, conditionally to the realisation of the PVT  $S$ , the states of distinct crossroads

(i.e. open or closed) remain independent.

Fix some  $n \geq 1$ . A *self-avoiding path*  $\gamma$  of length  $n$  starting from the typical crossroad  $\mathbf{0}$  is a sequence of crossroads  $\mathbf{0} = v_1, \dots, v_n \in V$  with  $v_i \neq v_j$  for  $i \neq j$  and such that  $v_i$  and  $v_{i+1}$  are adjacent in  $S$  whenever  $1 \leq i \leq n-1$ . If the typical crossroad  $\mathbf{0}$  belongs to an infinite connected component in  $\tilde{\mathcal{G}}_p$  (which we denote by  $\mathbf{0} \rightsquigarrow \infty$ ), there must exist such a path with a Bernoulli point present at all crossroads of the path. Denote this event by  $A_n$ .

Then we have:

$$\mathbb{P}^0(\mathbf{0} \rightsquigarrow \infty) \leq \mathbb{P}^0(A_n).$$

Let  $SAP_n$  denote the set of self-avoiding paths of length  $n$  starting from the typical crossroad  $\mathbf{0}$ . By the union bound, we have:

$$\begin{aligned} \mathbb{P}^0(A_n) &\leq \mathbb{E}^0 \left[ \sum_{(v_1, \dots, v_n) = \gamma \in SAP_n} \mathbb{P}^0 \left( \bigcap_{i=1}^n \{Y(\{v_i\}) > 0\} \mid S \right) \right] \\ &= \mathbb{E}^0 \left[ \sum_{(v_1, \dots, v_n) = \gamma \in SAP_n} p^n \right] \\ &= \mathbb{E}^0 [\#(SAP_n) p^n], \end{aligned}$$

where  $\#(SAP_n)$  denotes the cardinal of  $SAP_n$  and where we have used the conditional independence of the states of the vertices as well as the conditional distribution of  $Y$  given  $S$  to get the first equality. Now, using the fact that  $\forall v \in V, \deg v = d+1$  a.s., we get that  $\#(SAP_n) \leq (d+1) \times d^{n-1}$ . Hence:

$$\mathbb{P}^0(\mathbf{0} \rightsquigarrow \infty) \leq (d+1) \times d^{n-1} p^n = \frac{d+1}{d} (dp)^{n-1}.$$

When  $p < 1/d$ , the quantity in the right-hand side converges to 0 as  $n \uparrow \infty$ . Hence, for  $p < 1/d$ , we have  $\mathbb{P}^0(\mathbf{0} \rightsquigarrow \infty) = 0$ .

To conclude that  $\tilde{\mathcal{G}}_p$  does not percolate, we proceed as follows. For a crossroad  $v \in V$ , denote by  $\{v \rightsquigarrow \infty\}$  the event that  $v$  belongs to an infinite connected component of the PVT site percolation graph  $\tilde{\mathcal{G}}_p$ . By Markov's inequality, we have:

$$\begin{aligned} \mathbb{P} \left( \tilde{\mathcal{G}}_p \text{ has an infinite connected component} \right) &= \mathbb{P}(\exists v \in V : v \rightsquigarrow \infty) \\ &\leq \mathbb{E}[\#\{v \in V : v \rightsquigarrow \infty\}], \end{aligned}$$

and so, by (17), we get:

$$P_{PVT}(p) \leq \mathbb{E}[\#\{v \in V : v \rightsquigarrow \infty\}]. \quad (18)$$

Denote by  $\lambda_0$  the intensity of the point process  $\Phi$  of crossroads of  $S$  and fix some  $p < 1/d$ . By the Campbell-Little-Mecke-Matthes theorem (see [2, Theorem 6.1.28]), we have:

$$\begin{aligned}
\mathbb{E}[\#\{v \in V : v \rightsquigarrow \infty\}] &= \mathbb{E}\left[\int_{\mathbb{R}^d} \mathbb{1}\{x \rightsquigarrow \infty\} \Phi(dx)\right] \\
&= \lambda_0 \int_{\mathbb{R}^d} \mathbb{E}^0[\mathbb{1}\{\mathbf{0} \rightsquigarrow \infty\}] dx \\
&= \lambda_0 \int_{\mathbb{R}^d} \mathbb{P}^0(\mathbf{0} \rightsquigarrow \infty) dx \\
&= 0,
\end{aligned}$$

where we have used the fact that  $p < 1/d \Rightarrow \mathbb{P}^0(\mathbf{0} \rightsquigarrow \infty) = 0$  to get the last equality. By (18), we have  $P_{PVT}(p) = 0$  whenever  $p < 1/d$  and thus  $p^* \geq 1/d > 0$ .

### 3.7. Proof of Theorem 3

Proving Theorem 3 amounts to showing that  $\mathcal{G}$  percolates with positive probability when  $\lambda = 0$ ,  $p < 1$  is sufficiently large and  $r < \infty$  is sufficiently large. We thus assume throughout the rest of this subsection that  $\lambda = 0$ ,  $r$  and  $p$  are the varying parameters and we still refer to  $\mathcal{G}$  for the associated connectivity graph.

Say a street  $e \in E$  is *hard-geometric-open* if its length is smaller than the connectivity threshold  $r$ :  $|e| \leq r$ . If not, say  $e$  is *hard-geometric-closed*.

Once again, we will use a renormalization argument. Since the development is very similar to the one exposed in the previous subsection, we only give details on which modifications should be brought to the proof of Theorem 2 to prove Theorem 3.

To this end, we consider now the following percolation model on the integer lattice  $\mathbb{Z}^d$ . For  $n \geq 1$ , say a site  $z \in \mathbb{Z}^d$  is *n-good* if it satisfies the following conditions:

- (1)  $R(Q_{6n}(nz)) < 6n$ .
- (2)  $E \cap Q_n(nz) \neq \emptyset$ , i.e. the cube  $Q_n(nz)$  contains a *full* street.
- ( $\hat{3}$ )  $\exists e \in E \cap Q_n(nz)$  such that  $|e| \leq r$ . In other words, there exists a hard-geometric-open street that is fully included in the cube  $Q_n(nz)$ .
- (4) All crossroads in  $Q_{6n}(nz)$  are open, in the sense of Definition 3.
- ( $\hat{5}$ ) Every two hard-geometric-open streets  $e, e' \in E \cap Q_{3n}(nz)$  (i.e. such that  $|e| \leq r$  and  $|e'| \leq r$ ) are connected by a path in  $\mathcal{G} \cap Q_{6n}(nz)$ .

We say a site  $z \in \mathbb{Z}^d$  is *n-bad* if it is not *n-good*.

Note that this new definition of *n-goodness* is exactly the same as the one given in the proof of Theorem 2 but with conditions (3) and (5) being replaced by ( $\hat{3}$ ) and ( $\hat{5}$ ). In other words, openness is replaced by hard-geometric-openness.

Since we are now dealing with hard-geometric openness and all the other conditions are unchanged, the following is straightforward by adapting the proof of Lemma 4:

**Lemma 7.** *Percolation of the process of n-good sites implies percolation of the connectivity graph  $\mathcal{G}$ .*



In the same way, we get:

**Lemma 8.** *For  $z \in \mathbb{Z}^d$ , set  $\xi_z := \mathbb{1}\{z \text{ is } n\text{-good}\}$ . Then  $(\xi_z)_{z \in \mathbb{Z}^d}$  is an 18-dependent random field.*

*Proof.* It suffices to adapt the proof of Lemma 5 as follows.

Denote respectively by  $A_z, B_z, \hat{C}_z, D_z, \hat{F}_z$  the events that the conditions (1), (2), (3), (4) and (5) in the definition of  $n$ -goodness hold for  $z \in \mathbb{Z}^d$ .

Note first that whenever  $z \in \mathbb{Z}^d$ , the indicators  $\mathbb{1}\{A_z\}$ ,  $\mathbb{1}\{B_z\}$ ,  $\mathbb{1}\{\hat{C}_z\}$  are all  $\Lambda$ -measurable. Doing the exact same calculations as in the proof of Lemma 5, we arrive at dealing with the quantity

$$\mathbb{E} \left( \prod_{i=1}^q \xi'_{z_i} \right) = \mathbb{E} \left[ \prod_{i=1}^q \mathbb{1}\{A_{z_i}\} \mathbb{1}\{B_{z_i}\} \mathbb{1}\{\hat{C}_{z_i}\} \mathbb{E} \left( \prod_{i=1}^q \mathbb{1}\{D_{z_i} \cap \hat{F}_{z_i}\} \middle| \Lambda \right) \right].$$

Now, note that conditioned on  $\Lambda$ , for each  $1 \leq i \leq q$ , the event  $D_{z_i} \cap \hat{F}_{z_i}$  only depends on the configuration of  $Y$  inside of the cube  $Q_{6n}(nz_i)$ . We can thus proceed as in the aforementioned proof by using the complete independence of  $Y$  (recall that, given  $\Lambda$ ,  $Y$  has the distribution of a Bernoulli point process). Finally, it is clear that  $\mathbb{1}\{\hat{C}_z\}$  is a bounded deterministic function of  $\Lambda_{Q_n(nz)}$  and that  $\mathbb{E} \left( \mathbb{1}\{D_z \cap \hat{F}_z\} \middle| \Lambda \right)$  is a bounded deterministic function of  $\Lambda_{Q_{6n}(nz)}$ . This allows to proceed exactly as in the proof of Lemma 5 and conclude.  $\square$

Finally, for the hard-geometric model, we still have:

**Lemma 9.**

$$\lim_{n \uparrow \infty} \lim_{p \uparrow 1, r \uparrow \infty} \mathbb{P}(\mathbf{0} \text{ is } n\text{-good}) = 1$$

*Proof.* Again, we shall prove that:

$$\lim_{n \uparrow \infty} \lim_{p \uparrow 1, r \uparrow \infty} \mathbb{P}(\mathbf{0} \text{ is } n\text{-bad}) = 0.$$

Take any  $\epsilon > 0$ . We adapt the proof of Lemma 6 as follows. Denote respectively by  $A, B, \hat{C}, D, \hat{F}$  the events that the conditions (1), (2), (3), (4) and (5) in the definition of  $n$ -goodness hold for  $z = \mathbf{0}$ . Denote also by  $\tilde{A}$  the event that  $R(Q_{6n}) < n/2$ . As in the aforementioned proof, we have

$$\mathbb{P}(\mathbf{0} \text{ is } n\text{-bad}) \leq \mathbb{P}(\tilde{A}^c) + \mathbb{P}(B^c) + \mathbb{P}(B \cap \hat{C}^c) + \mathbb{P}(D^c) + \mathbb{P}(\tilde{A} \cap D \cap \hat{F}^c)$$

In the above inequality, we deal with the first, second and fourth quantities as before and so we can fix  $n$  large enough such that  $\mathbb{P}(\tilde{A}^c) \leq \epsilon/5$  and  $\mathbb{P}(B^c) \leq \epsilon/5$ . For such  $n$ ,  $Q_n, Q_{3n}$  and  $Q_{6n}$  intersect almost surely zero or finitely many edges and vertices. We can then fix  $p < 1$  large enough such that  $\mathbb{P}(D^c) \leq \epsilon/5$ .

Let's now deal with the quantity  $\mathbb{P}(B \cap \hat{C}^c)$ . We have:

$$\begin{aligned} \mathbb{P}(B \cap \hat{C}^c) &= \mathbb{P}(E \cap Q_n \neq \emptyset \text{ and } \forall e \in E \cap Q_n \ |e| > r) \\ &= \mathbb{E} \left( \mathbb{1}\{E \cap Q_n \neq \emptyset\} \prod_{e \in E \cap Q_n} \mathbb{1}\{|e| > r\} \right). \end{aligned}$$

Note first that on the event  $\{E \cap Q_n \neq \emptyset\}$ , the latter product is non-empty. Moreover, since  $E \cap Q_n$  contains finitely many edges (recall that  $n$  is fixed) and since we have

$$\forall e \in E, \lim_{r \uparrow \infty} \mathbb{1}\{|e| > r\} = 0 \text{ a.s.},$$

by dominated convergence, we have that the latter expectation converges to 0 when  $r \rightarrow \infty$  (for fixed  $n$ ). Therefore,  $\lim_{r \uparrow \infty} \mathbb{P}(B \cap \hat{C}^c) = 0$  (for fixed  $n$ ).

Regarding the event  $\tilde{A} \cap D \cap \hat{F}^c$ , we proceed as before and use asymptotic essential connectedness to get

$$\tilde{A} \cap D \cap \hat{F}^c \subset (\exists e \in E \cap Q_{6n} : e \text{ is hard-geometric-closed}).$$

Clearly, for fixed  $n$ ,

$$\begin{aligned} \lim_{r \rightarrow \infty} \mathbb{P}(\exists e \in E \cap Q_{6n} : e \text{ is hard-geometric-closed}) &= \lim_{r \rightarrow \infty} \mathbb{P}(\exists e \in E \cap Q_{6n} : |e| > r) \\ &= 0. \end{aligned}$$

Hence, we can find  $r < \infty$  large enough (depending on  $n$ ) such that  $\mathbb{P}(B \cap \hat{C}^c) \leq \epsilon/5$  and  $\mathbb{P}(\tilde{A} \cap D \cap \hat{F}^c) \leq \epsilon/5$ . Since  $\epsilon > 0$  was arbitrary, this concludes the proof of Lemma 9.  $\square$

By Lemmas 8 and 9, using [31, Theorem 0.0], the process of  $n$ -good sites is stochastically dominated from below by a supercritical Bernoulli process for large enough  $n < \infty, p < 1, r < \infty$ . Thus, we can make the process of  $n$ -good sites percolating. By Lemma 7, the connectivity graph  $\mathcal{G}$  with these values of  $p$  and  $r$  percolates, thus concluding the proof of Theorem 3.

#### 4. Model extensions and concluding remarks

In this paper, we have introduced and studied a new model for continuum line-of-sight percolation in a random environment. This mathematical model can be seen as a good candidate for the modelling of telecommunications networks in an urban scenario with regular obstructions: the random support (equivalent to the street system of the city) is modelled by a PVT. Users are dropped on the edges of the PVT according to a Cox point process with linear intensity  $\lambda$ . Obstructive connectivity conditions require the presence of an additional Bernoulli point process (representing relays which could either be real users or physical antennas) at the vertices of the PVT (crossroads of the city) to ensure connectivity between adjacent streets. We have proven via renormalisation arguments that a minimal relay proportion  $p > p^*$  is necessary to allow for percolation of the connectivity graph, that a non-trivial subcritical phase exists whenever the connectivity threshold  $r$  is not too large and that a supercritical phase exists for all  $r > 0$ . Moreover, we also performed Monte-Carlo simulations to get numerical estimations of critical parameters of our model and estimate the frontiers between the different connectivity regimes and particular cases of our model (PVT site percolation, PVT hard-geometric bond percolation and PVT soft-geometric bond percolation).

Our line-of site percolation model in a random environment has many possible generalizations. The most obvious one is the *dual tessellation* of the PVT: a *Poisson-Delaunay* tessellation [18, Section 9.2], which is known to be stabilizing and essentially asymptotically connected (see [27, Exercise 3.2.7] and [26, Section 3.1]). More interestingly, one can try to prove these stabilization and asymptotic essential connectedness properties (which are fundamental for our approach) for the *generalized Poisson-Voronoi weighted tessellation* [21], including, as special cases, *Laquerre* and *Johnson-Mehl* tessellations. Note that in this latter paper, a different stabilization property is used to prove expectation and variance asymptotics, as well as central limit theorems for unbiased and asymptotically consistent estimators of geometric statistics of the typical cell. Finally, one may ask whether the Poisson process, which is underlying in all the above models, can be replaced by a more general point process, sufficiently mixing [38] or having a sufficiently fast decay of correlations [12]. These latter properties (mixing property and fast decay of correlations) are originally used or developed for the aforementioned context of the limit theory for the typical cell and it is not clear whether they can be used in our percolation context. Concluding, we believe our model paves the way to the study of a new class of random connection models in a random environment that not only conditions the locations of points but also the connection function. As a natural generalization of the LOS connection function, one can consider connectivity conditions based on two connection radii: one for the nodes of the network being located on the same edge of the random support and another one (typically smaller) for non-line-of-sight (NLOS) connections; i.e. nodes of the network being located on different edges of the random support. This could be of particular interest for more realistic models of telecommunications networks.

### Acknowledgements

This research work has been funded by a CIFRE contract between Orange S.A. and Inria. The first author would like to thank Christian Hirsch for many interesting and valuable discussions on the concepts of stabilization and asymptotic essential connectedness. The authors thank the two anonymous referees, whose remarks allowed to substantially improve the quality of the manuscript.

### References

- [1] AHLBERG, D., GRIFFITHS, S., MORRIS, R. AND TASSION, V. (2016). Quenched Voronoi percolation. *Advances in Mathematics* **286**, 889–911.
- [2] BACCELLI, F., BASZCZYSZYN, B. AND KARRAY, M. (2020). *Random Measures, Point Processes, and Stochastic Geometry*. Available at <https://hal.inria.fr/hal-02460214>.
- [3] BALISTER, P. AND BOLLOBÁS, B. (2013). Percolation in the k-nearest neighbor graph. In *Recent Results in Designs and Graphs: a Tribute to Lucia Gionfriddo*. vol. 28. Quaderni di Matematica. pp. 83–100.
- [4] BALISTER, P., BOLLOBÁS, B. AND QUAS, A. (2005). Percolation in Voronoi tilings. *Random Structures & Algorithms* **26**, 310–318.

- [5] BALISTER, P., SARKAR, A. AND BOLLOBÁS, B. (2008). Percolation, connectivity, coverage and colouring of random geometric graphs. In *Handbook of Large-Scale Random Networks*. Bolyai Society Mathematical Studies 18. Springer pp. 117–142.
- [6] BECKER, A. M. AND ZIFF, R. M. (2009). Percolation thresholds on two-dimensional Voronoi networks and Delaunay triangulations. *Phys. Rev. E* **80**, 041101.
- [7] BERINGER, D., PETE, G., TIMÁR, Á. ET AL. (2017). On percolation, critical probabilities and unimodular random graphs. *Electronic Journal of Probability* **22**, 1–26.
- [8] BŁASZCZYSZYN, B. (2017). *Lecture Notes on Random Geometric Models — Random Graphs, Point Processes and Stochastic Geometry*.
- [9] BŁASZCZYSZYN, B. AND YOGESHWARAN, D. (2010). Connectivity in sub-Poisson Networks. In *2010 48th Annual Allerton Conference on Communication, Control, and Computing*. IEEE. pp. 1466–1473.
- [10] BŁASZCZYSZYN, B. AND YOGESHWARAN, D. (2013). Clustering and percolation of point processes. *Electronic Journal of Probability* **18**, 1–20.
- [11] BŁASZCZYSZYN, B. AND YOGESHWARAN, D. (2015). Clustering comparison of point processes, with applications to random geometric models. In *Stochastic Geometry, Spatial Statistics and Random Fields*. vol. 2120. Springer pp. 31–71.
- [12] BŁASZCZYSZYN, B., YOGESHWARAN, D., YUKICH, J. E. ET AL. (2019). Limit theory for geometric statistics of point processes having fast decay of correlations. *The Annals of Probability* **47**, 835–895.
- [13] BOLLOBÁS, B., JANSON, S. AND RIORDAN, O. (2009). Line-of-sight percolation. *Combinatorics, Probability and Computing* **18**, 83–106.
- [14] BOLLOBÁS, B. AND RIORDAN, O. (2006). The critical probability for random Voronoi percolation in the plane is  $1/2$ . *Prob. Theory Rel. Fields* **136**, 417–468.
- [15] BOLLOBÁS, B. AND RIORDAN, O. (2008). Percolation on random Johnson–Mehl tessellations and related models. *Prob. Theory Rel. Fields* **140**, 319–343.
- [16] BROADBENT, S. R. AND HAMMERSLEY, J. M. (1957). Percolation Processes: I. Crystals and Mazes. In *Proc. Camb. Phil. Soc.*. vol. 53 Cambridge University Press. pp. 629–641.
- [17] CALI, E., GAFUR, N. N., HIRSCH, C., JAHNEL, B., EN-NAJJARY, T. AND PATTERSON, R. I. (2018). Percolation for D2D Networks on Street Systems. In *2018 16th International Symposium on Modeling and Optimization in Mobile, Ad Hoc, and Wireless Networks (WiOpt)*. IEEE. pp. 1–6.
- [18] CHIU, S. N., STOYAN, D., KENDALL, W. S. AND MECKE, J. (2013). *Stochastic Geometry and Its Applications* 3rd edition ed. John Wiley & Sons.

- [19] DALEY, D. J. AND VERE-JONES, D. (2008). *An introduction to the theory of point processes: Volume II: General theory and structure*. Springer Science & Business Media.
- [20] DOUSSE, O., FRANCESCETTI, M., MACRIS, N., MEESTER, R. AND THIRAN, P. (2006). Percolation in the signal to interference ratio graph. *J. Appl. Prob.* **43**, 552–562.
- [21] FLIMMEL, D., PAWLAS, Z. AND YUKICH, J. E. (2019). Limit theory for unbiased and consistent estimators of statistics of random tessellations. *arXiv preprint arXiv:1906.03097*.
- [22] FRIEZE, A., KLEINBERG, J., RAVI, R. AND DEBANY, W. (2009). Line-of-sight networks. *Combinatorics, Probability and Computing* **18**, 145–163.
- [23] GHOSH, S., KRISHNAPUR, M. AND PERES, Y. (2016). Continuum Percolation for Gaussian Zeroes and Ginibre Eigenvalues. *Ann. Prob.* **44**, 3357–3384.
- [24] GILBERT, E. N. (1961). Random Plane Networks. *J. SIAM* **9**, 533–543.
- [25] GLOAGUEN, C., FLEISCHER, F., SCHMIDT, H. AND SCHMIDT, V. (2006). Fitting of stochastic telecommunication network models via distance measures and Monte-Carlo tests. *Telecommunication Systems* **31**, 353–377.
- [26] HIRSCH, C., JAHNEL, B. AND CALI, E. (2019). Continuum percolation for Cox point processes. *Stochastic Processes and their Applications* **129**, 3941–3966.
- [27] JAHNEL, B. AND KÖNIG, W. (2020). *Probabilistic Methods in Telecommunications*. Compact Textbooks in Mathematics. Springer.
- [28] JANSEN, S. (2016). Continuum percolation for Gibbsian point processes with attractive interactions. *Electronic Journal of Probability* **21**, 1–22.
- [29] LAST, G. AND PENROSE, M. (2017). *Lectures on the Poisson Process*. Cambridge University Press, Cambridge, UK.
- [30] LE GALL, Q., BŁASZCZYŹYŹN, B., CALI, E. AND EN-NAJJARY, T. (2019). The Influence of Canyon Shadowing on Device-to-Device Connectivity in Urban Scenario. In *2019 IEEE Wireless Communications and Networking Conference*. IEEE.
- [31] LIGGETT, T. M., SCHONMANN, R. H. AND STACEY, A. M. (1997). Domination by product measures. *Ann. Prob.* **25**, 71–95.
- [32] MEESTER, R. AND ROY, R. (1996). *Continuum Percolation*. Cambridge University Press, Cambridge, UK.
- [33] MØLLER, J. (1989). Random Tessellations in  $\mathbb{R}^d$ . *Advances in Applied Probability* **21**, 37–73.
- [34] MØLLER, J. (2012). *Lectures on Random Voronoi Tessellations* vol. 87. Springer Science & Business Media.

- [35] MUCHE, L. (2005). The Poisson-Voronoi Tessellation: Relationships for Edges. *Advances in Applied Probability* **37**, 279–296.
- [36] NEHER, R. A., MECKE, K. AND WAGNER, H. (2008). Topological estimation of percolation thresholds. *Journal of Statistical Mechanics: Theory and Experiment* **2008**, P01011.
- [37] OKABE, A. ET AL. (1992). *Spatial Tessellations*. Wiley Online Library.
- [38] POINAS, A., DELYON, B., LAVANCIER, F. ET AL. (2019). Mixing properties and central limit theorem for associated point processes. *Bernoulli* **25**, 1724–1754.
- [39] STUCKI, K. (2013). Continuum percolation for Gibbs point processes. *Electronic communications in probability* **18**, 1–10.
- [40] TASSION, V. (2016). Crossing probabilities for Voronoi percolation. *Ann. Prob.* **44**, 3385–3398.
- [41] TÓBIÁS, A. (2020). Signal to interference ratio percolation for Cox point processes. *ALEA Lat. Am. J. Probab. Math. Stat* **17**, 273–308.
- [42] VAHIDI-ASL, M. Q. AND WIERMAN, J. C. (1990). First-passage Percolation on the Voronoi Tessellation and Delaunay Triangulation. In *Random graphs*. vol. 87. pp. 341–359.
- [43] ZIESCHE, S. (2016). Bernoulli Percolation on random Tessellations. *arXiv preprint arXiv:1609.04707*.
- [44] ZIESCHE, S. (2016). First passage percolation in Euclidean space and on random tessellations. *arXiv preprint arXiv:1611.02005*.