

# Optical machine learning with incoherent light and a single-pixel detector

Shuming Jiao <sup>1</sup>, Xiang Li <sup>2</sup>, Zibang Zhang <sup>2</sup>, Yang Gao <sup>1</sup>, Ting Lei <sup>1</sup>, Zhenwei Xie <sup>1</sup>,  
Xiaocong Yuan <sup>1,\*</sup>

<sup>1</sup> Nanophotonics Research Center, Shenzhen University, Shenzhen, Guangdong,  
518060, China

<sup>2</sup> Department of Optoelectronic Engineering, Jinan University, Guangzhou,  
Guangdong, 510632, China

\* xcyuan@szu.edu.cn

## Abstract:

The concept of optical diffractive neural network (DNN) is proposed recently, which is implemented by a cascaded phase mask architecture. Like an optical computer, the system can perform machine learning tasks such as number digit recognition in an all-optical manner. However, the system can only work under coherent light illumination and the precision requirement in practical experiments is quite high. This paper proposes an optical machine learning framework based on single-pixel imaging (MLSPI). The MLSPI system can perform the same linear pattern recognition task as DNN. Furthermore, it can work under incoherent lighting conditions, has lower experimental complexity and being easily programmable.

## 1. Introduction

The research of machine learning and artificial intelligence has received much attention in recent years. A machine learning system is usually realized by digital algorithms on a computer. However, recent works [1-3] demonstrate that machine learning can be implemented physically in all-optical manner with a diffractive neural network (DNN) system. All-optical machine learning systems have some potential advantages over digital ones, such as light-speed computing, parallel processing, and low power consumption [1].

The DNN system [1] consists of several layers of cascaded phase-only masks placed in parallel with certain space separations, which are perpendicular to the light propagation direction. The input light field is sequentially modulated by each different phase mask in the forward free-space propagation. Each layer of phase mask in the system can be analogized to one layer of neurons in a deep neural network system. Consequently, the system exhibits some machine learning capability. Similar to the error back-propagation mechanism in digital deep learning, the phase masks can be

optimized based on training samples. After training, the designed system can perform certain artificial intelligent tasks such as number digit recognition, like an “optical computer”. The current configuration in the work [1] is basically still a linear system even though non-linear operations can be possibly implemented in future works [1,3].

Despite the success, the proposed DNN system [1] has some drawbacks and limitations. One major limitation is that the system is based on optical diffraction and can only work under coherent light illumination (e.g. laser illumination). In addition, the multiple phase masks need to be aligned very precisely in the experimental setup. Consequently, such a system has a relative high complexity in the practical implementation of optical experiments.

In this paper, a single-pixel imaging system is proposed to perform the same linear machine learning task as the DNN system, with advantages of incoherent light illumination and easier experimental realization.

## 2. Proposed optical machine learning with a single-pixel imaging system (MLSPI)

In a conventional optical imaging system, the light field is captured by a pixelated sensor array. However, in single-pixel imaging (SPI), the sensor only contains one single pixel. The object image is sequentially illuminated with varying patterns, shown in Figure 1. At each time the single-pixel detector records the total light intensity of the entire object scene, which is the inner product between the object image and the illumination pattern mathematically. After many illuminations with different patterns, the object image can be computationally reconstructed from the recorded single-pixel intensity sequence and the illumination patterns with various methods. The illumination light source in SPI is usually incoherent such as a LED. The principles, systems, algorithms and applications of SPI have been extensively investigated in many previous works [4, 5].

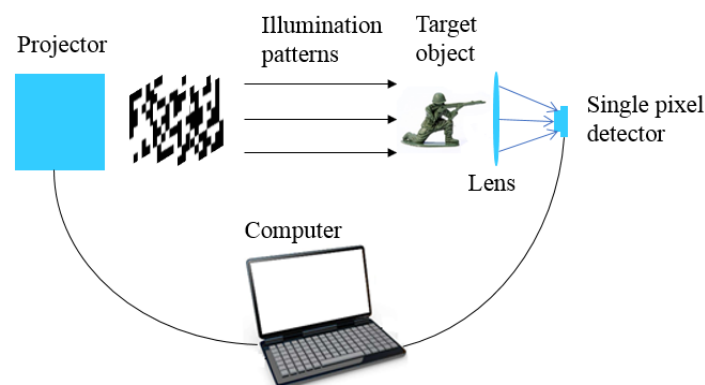


Figure 1 Optical setup of a single-pixel imaging system

A SPI system is not utilized for capturing an object image but for optical machine learning purpose in this paper (MLSPI). It is assumed that the object image  $X$  contains totally  $N$  pixels, denoted by a vector of length  $N$ ,  $X=[x_1, x_2, \dots, x_N]$  ( $x_n$  denotes the intensity value of the  $n$ th pixel). It is assumed that the illumination pattern  $W=[w_1, w_2, \dots, w_N]$  has the same number of  $N$  pixels. The recorded single-pixel intensity value is  $y=w_1x_1+w_2x_2+\dots+w_Nx_N$ . This SPI model coincides with the single-layer perceptron (or linear classifier) model [6,7] in machine learning. If the vector  $W$  is appropriately designed, the value  $y$  can indicate whether  $x$  belongs to one class or another class. The optimal  $W$  can be determined from a large set of labeled training samples. For example, if the classification objective is to determine whether the image  $X$  is a “dog” or a “cat”. A set of different “dog” and “cat” images is prepared. The target output for each “dog” image is set to be  $T=1$  and the target output for each “cat” image is set to be  $T=-1$ . All the images corresponding to different  $X$  and  $T$  values are employed to optimize  $W$  iteratively. Originally all the pixels in  $W$  are set to be random values. For a given  $X$ , the output  $y=WX$ , which is usually not equal to  $T$  (1 or -1). Then  $W$  is updated in the following way:  $w_n'=w_n+r(T-y)x_n$  ( $1 \leq n \leq N$ ), where  $r$  denotes the pre-defined learning rate. All the elements in  $W$  are iteratively updated in this way for each pair of  $X$  and  $T$ . Finally, the adaptively optimized  $W$  may yield outputs close to their target values ( $y$  will be close to either 1 or -1) for most of the inputs  $X$ .

The MLSPI system can not only perform binary classification but also multiple-category classification. For example, if the objective is to recognize 10 different number digits (0,1,2,...,9). Ten different illumination patterns are required and each illumination pattern is a binary classifier for each digit correspondingly. The first classifier is trained to output 1 when the input  $X$  is digit “0” and output -1 if the input  $X$  is not “0”. The second classifier will output 1 when the input  $X$  is digit “1” and output -1 if the input  $X$  is not “1” and so on. Finally ten single-pixel intensity values are recorded and the one with the highest intensity indicates the input image most likely belongs to that corresponding digit number.

### 3. Comparison between two kinds of optical machine learning systems

The MLSPI framework proposed in this paper and the DNN system proposed in the previous work [1] can both perform many linear machine learning tasks, such as digit classification. In a DNN system, the classification result is obtained by comparing the intensities in different sub-regions in the output imaging plane. In a MLSPI system, the classification result is obtained by comparing the intensities in a single-pixel value sequence, shown in Figure 2.

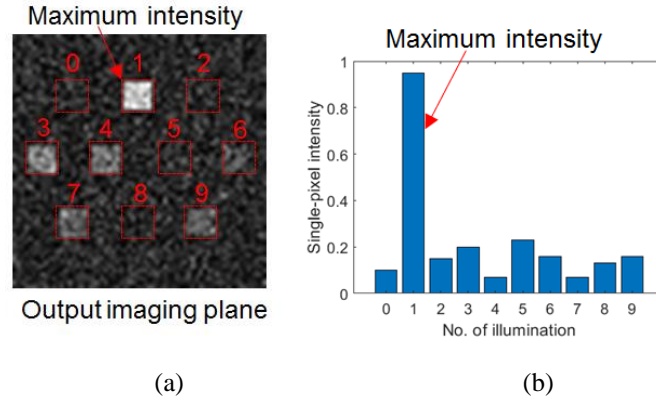


Figure 2 Different ways of determining the classification result from the system output: (a)DNN; (b)MLSPI.

However, there are several differences between these two kinds of optical systems and each one has its pros and cons, shown in Table 1. The proposed MLSPI system in this work has one major advantage that it can work under incoherent light illumination and has a relatively low alignment precision requirement in practical optical experiments. The DNN system can process complex-amplitude input signals containing both amplitude and phase such as orbital angular momentum modes [8,9] while the MLSPI system can only process real-intensity input signals. In addition, the MLSPI system requires multiple recordings, which will reduce the processing speed. The output result in DNN system only needs to be captured once regardless of how many categories to be classified in the task. As a computing device, another key aspect is whether it is programmable. The illumination patterns projected in a MLSPI system can be freely encoded for different machine learning tasks. However, the phase masks in the work [1] are fabricated with 3D printing, which are fixed and non-programmable after fabrication. The phase masks can be possibly implemented in a programmable manner with a spatial light modulator and a mirror [10].

Table 1 Comparison between two kinds of optical machine learning systems

	Optical machine learning with diffractive neural networks (DNN)	Optical machine learning with single-pixel imaging (MLSPI)
Illumination light	Coherent	Incoherent
Number of recordings	One	Multiple
Encoded parameters	Pixels in phase masks	Pixels in illumination patterns
Detectors	Pixelated sensor array	Single-pixel detector
Input format	Both intensity and phase	Real intensity

Display of classification and recognition results	Different sub-regions in the output imaging plane	A sequence of intensity values
Precision requirement in experiment	High	Relatively low
To be programmable	Relatively hard	Easy

#### 4. Results and discussion

In this work, a MLSPI system is implemented for the handwritten digit recognition task. 60000 and 10000 handwritten digit images are taken from the MINST dataset [11] for training and testing respectively. The ten illumination patterns are designed with the training algorithm described in Section 2. It shall be noted that the optimal weighting coefficients contain both positive and negative values. But the projection device can only project illumination patterns with positive pixel values in SPI. In addition, illumination patterns with high-contrast in its pixel values are favorable. As a result, an off-set value needs to be added to the pixel values in the optimized illumination patterns to ensure that every pixel has a positive value. Then the pixel values in the patterns are normalize to  $[0 \ 1]$ . The pixel values below 0.35 are thresholded to 0.3 and the pixel values above 0.5 are thresholded to 0.5. After that, the pixel values are normalized again to  $[0 \ 1]$  and the contrast is significantly enhanced. The designed illumination patterns are shown in Figure 3.




Figure 3 Ten illumination patterns designed for digit number recognition in our MLSPI system: (a) original; (b) after thresholding and normalization

In the simulation, the ten illumination patterns are projected onto each testing digit number image and the single-pixel intensity values are recorded sequentially. The classification result is determined based on the maximum intensity value in the single-pixel intensity sequence. Finally, the overall correct rate in the classification of ten numbers for the 10000 images is 86.59% and most images can be correctly recognized in the simulation. After the patterns are thresholded and normalized, the correct rate is reduced slightly by around 1%. The classification accuracy in our work is not very high compared with state-of-the-art works such as the work [12]. However, the MLSPI system is implemented in an all-optical manner instead of an

optical-digital hybrid system with smart post-processing digital algorithms [12].

An optical experiment is carried out to further verify our proposed scheme. The images of 15 digital numbers randomly chosen from the MINST testing dataset are printed on A4 size papers. The printed images are employed object images in a real SPI experiment and the ten illumination patterns are projected by a TI DLP 4710 digital micromirror device (DMD). The illumination pattern has 28x28 pixels and each pixel corresponds to a block consisting of 6x6 pixels on the DMD array. The single-pixel intensity values are recorded by a Thorlabs PDA100A photodiode detector. Finally, 12 out of 15 numbers are correctly classified and recognized with our proposed MLSPI scheme, shown in Figure 4. The results indicate our proposed system can optically perform the number classification task for most testing objects. The experimental classification correct rate is close to the simulation even though there are various sources of additional noise in a practical experiment. A comparison of the recorded single-pixel intensities for several different number digit objects are shown in Figure 5 and Figure 6.
















							
5	7	3	5	4	0	2	0
							
4	8	0	3	1	3	1	

Figure 4 Recognition results for the 15 testing digit number objects in an optical experiment with our proposed MLSPI system (correct results in black color and wrong results in red color)

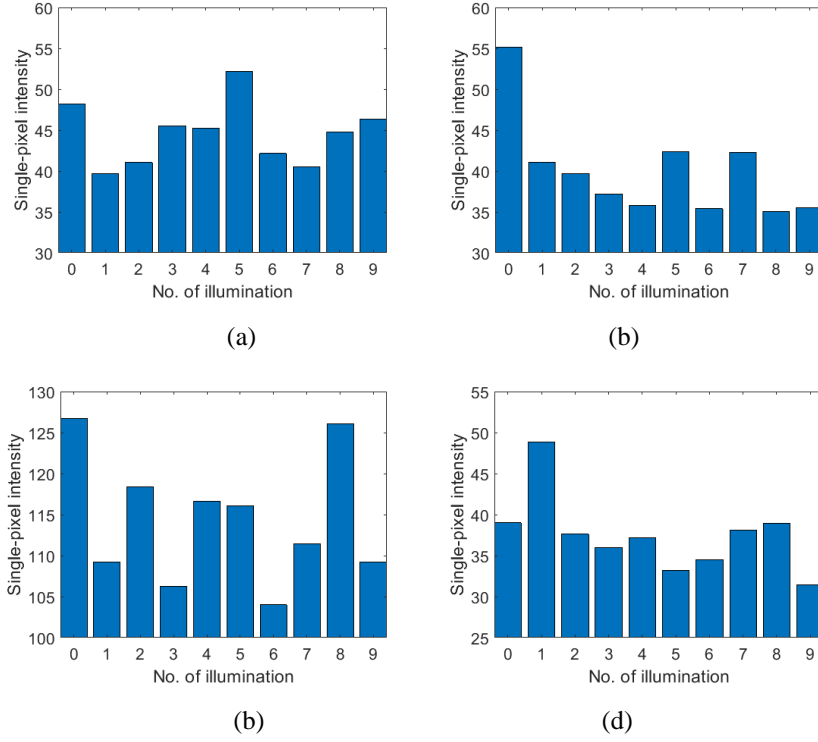


Figure 5 Examples of single-pixel intensity sequences for four different numbers in the simulation (a)Fourth object "5";(b) Eighth object "0";(c) Eleventh object "8";(d) Fifteenth object "1".

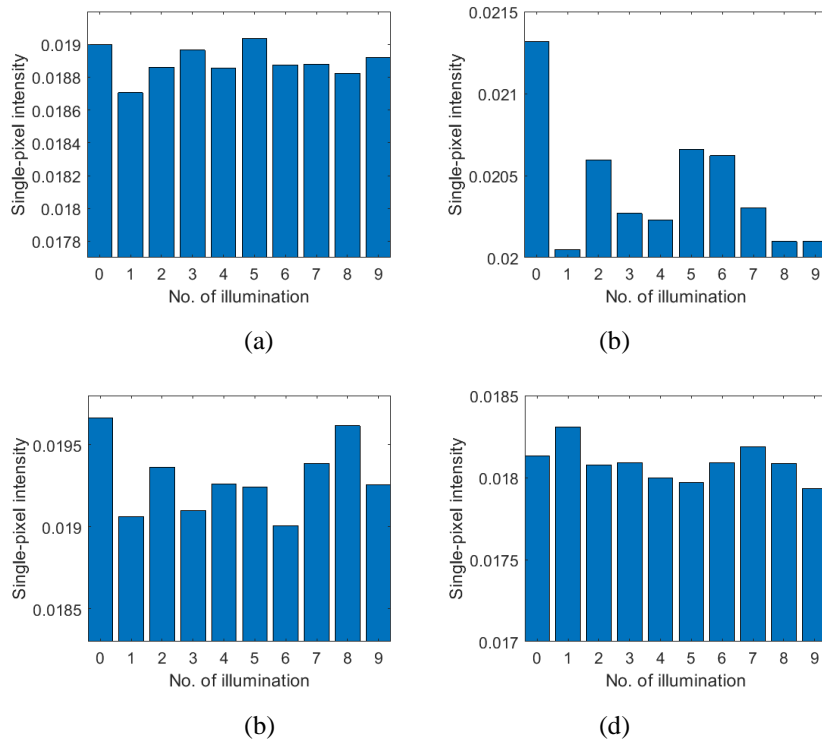


Figure 6 Examples of single-pixel intensity sequences for four different numbers in the optical experiment (a)Fourth object "5";(b) Eighth object "0";(c) Eleventh object "8";(d) Fifteenth object "1".

## 5. Conclusion

This paper proposes an optical machine learning framework based on single-pixel imaging (MLSPI). The MLSPI system can perform linear pattern recognition tasks such as number classification fully optically, verified by simulation and experimental results. Compared with the optical diffractive neural network (DNN) system proposed in the previous work [1], MLSPI has advantages of working under incoherent lighting, lower experimental complexity and being easily programmable.

## References

- [1] Lin, X., Rivenson, Y., Yardimci, N. T., Veli, M., Luo, Y., Jarrahi, M., & Ozcan, A. (2018). All-optical machine learning using diffractive deep neural networks. *Science*, 361(6406), 1004-1008.
- [2] Wei, H., Huang, G., Wei, X., Sun, Y., & Wang, H. (2018). Comment on All-optical machine learning using diffractive deep neural networks. *arXiv preprint arXiv:1809.08360*.
- [3] Mengu, D., Luo, Y., Rivenson, Y., Lin, X., Veli, M., & Ozcan, A. (2018). Response to Comment on " All-optical machine learning using diffractive deep neural networks". *arXiv preprint arXiv:1810.04384*.
- [4] Edgar, M. P., Gibson, G. M., & Padgett, M. J. (2019). Principles and prospects for single-pixel imaging. *Nature photonics*, 13, 13–20.
- [5] Sun, M. J., & Zhang, J. M. (2019). Single-Pixel Imaging and Its Application in Three-Dimensional Reconstruction: A Brief Review. *Sensors*, 19(3), 732.
- [6] Rosenblatt, F. (1957). The perceptron, a perceiving and recognizing automaton Project Para. Cornell Aeronautical Laboratory.
- [7] Freund, Y., & Schapire, R. E. (1999). Large margin classification using the perceptron algorithm. *Machine learning*, 37(3), 277-296.
- [8] Labroille, G., Denolle, B., Jian, P., Genevau, P., Treps, N., & Morizur, J. F. (2014). Efficient and mode selective spatial mode multiplexer based on multi-plane light conversion. *Optics express*, 22(13), 15599-15607.
- [9] Zhao, Q., Hao, S., Wang, Y., Wang, L., & Xu, C. (2019). Orbital angular momentum detection based on diffractive deep neural network. *Optics Communications*.
- [10] Fontaine, N. K., Ryf, R., Chen, H., Neilson, D. T., Kim, K., & Carpenter, J. (2019, March). Laguerre-Gaussian mode sorter. In *Complex Light and Optical Forces XIII* (Vol. 10935, p. 1093512). International Society for Optics and Photonics.
- [11] Y. LeCun, L. Bottou, Y. Bengio, and P. Haffner, "Gradient-based learning applied to document recognition." *P. IEEE* 86(11), 2278-2324(1998).
- [12] Latorre-Carmona, P., Traver, V. J., Sánchez, J. S., & Tajahuerce, E. (2019). Online reconstruction-free single-pixel image classification. *Image and Vision Computing*.