

Jeremy Martin*, Douglas Alpuche, Kristina Bodeman, Lamont Brown, Ellis Fenske*, Lucas Foppe, Travis Mayberry*, Erik C. Rye*, Brandon Sipes, and Sam Teplov

Handoff All Your Privacy –A Review of Apple’s Bluetooth Low Energy Implementation

Abstract: In recent versions of iOS, Apple has incorporated new wireless protocols to support automatic configuration and communication between devices. In this paper, we investigate these protocols, specifically Bluetooth Low Energy (BLE) “Continuity,” and show that the price for this seamless user experience is substantial leakage of identifying information and users’ behavioral data to a passive listening adversary. We start by reverse engineering Apple’s proprietary protocol and identifying a number of data fields that are transmitted unencrypted. Plaintext messages are broadcast over BLE in response to user actions such as locking and unlocking a device’s screen, using the copy/paste feature and tapping the screen while it is unlocked. We also demonstrate that the format and contents of these messages can be used to identify the type and OS version of a device. Finally, we show how the predictable sequence numbers of these frames can allow an adversary to track iOS devices from location to location over time, defeating existing anti-tracking techniques like MAC address randomization.

Keywords: BLE, Bluetooth, privacy, tracking, anonymity, randomization, device identifiers

1 Introduction

The ubiquity of wirelessly connected mobile devices in the day-to-day lives of people globally has brought with

it unprecedented risk of privacy violation for modern consumers. Mobile devices are constantly transmitting and receiving information, even while they are not in active use, and many of the protocols driving this communication are not designed with privacy in mind.

Most well-studied forms of privacy leakage on mobile devices are due to Wi-Fi. Since clients must actively probe for nearby access points to connect to, an adversary can listen to these probes and use the device’s Media Access Control (MAC) address (which is included in probes) to identify and track it as it moves from place to place. This is not an academic threat: there are multimillion-dollar companies [22, 27] whose business model relies on using Wi-Fi tracking data for targeted marketing, and they control large networks of Wi-Fi access points that gather information on all nearby devices. The vast majority of people being tracked are unaware that this is even happening, let alone that what they are leaking could be sensitive information.

In response to this type of tracking threat, device and OS manufacturers have started to provide MAC address randomization as a feature. Rather than use the same MAC address all the time, which can be correlated over multiple observations, devices can instead change their MAC address to a new random value every so often. While the concept is promising the implementations of this idea have proven lacking in practice [25, 28]. This is largely due not to the Wi-Fi protocol itself, but to the extra information being sent by more and more complicated technologies built on top of Wi-Fi. Many of these technologies are not privacy-aware and end up accidentally leaking information that can be used to track users and devices even though the MAC address itself is being effectively hidden through randomization.

Less well-studied than Wi-Fi, the Bluetooth protocol also uses MAC addresses in a similar fashion. Unlike Wi-Fi, the Bluetooth specification does not require or expect that devices constantly send out active probes, which makes device tracking a less likely prospect. Additionally, modern BLE includes the concept of MAC randomization similarly to Wi-Fi. Unfortunately, it also suffers from the same problem as Wi-Fi: manufacturers and Operating System (OS)es continue to implement

***Corresponding Author: Jeremy Martin:** The MITRE Corporation, E-mail: jbmartin@mitre.org

Douglas Alpuche: U.S. Naval Academy

Kristina Bodeman: U.S. Naval Academy

Lamont Brown: U.S. Naval Academy

***Corresponding Author: Ellis Fenske:** U.S. Naval Academy, E-mail: fenske@usna.edu

Lucas Foppe: U.S. Naval Academy

***Corresponding Author: Travis Mayberry:** U.S. Naval Academy, E-mail: mayberry@usna.edu

***Corresponding Author: Erik C. Rye:** CMAND, E-mail: rye@cmand.org

Brandon Sipes: U.S. Naval Academy

Sam Teplov: U.S. Naval Academy

features built on top of BLE that leak sensitive information that can be used to track users [20], defeating the purpose of randomization itself.

In this work we investigate one such technology, Apple’s Continuity. Continuity is designed to support the seamless transfer and synchronization of data between multiple iOS and Mac devices. We show that in exchange for simplifying the user experience and automatically configuring devices to communicate between themselves, the protocols which make up Continuity are constantly leaking information: not only identifiers that could be used to defeat randomization and track devices wirelessly, but also behavioral information about what a user is doing with their device.

1.1 Contributions

- We reverse engineer Apple’s Continuity BLE protocols, including a full description of behaviors that cause different privacy-leaking messages to be sent as well as the format and contents of those frames.
- We identify several recognizable messages that leak behavioral data, including when a user locks or unlocks their phone, when they are touching the screen, when they visit certain apps or settings pages, when they receive text messages, and even when they use the copy/paste feature.
- We show that observing these messages allows an adversary to accurately fingerprint the model type and OS version of a device. We also present novel, hard-to-detect active attacks that can further increase the precision of these fingerprints.
- Finally, we demonstrate how the predictable sequence numbers sent with these messages can be exploited to defeat anti-tracking technologies like MAC address randomization and detect the existence of a device nearby even after not observing it for several days or weeks.

2 Background

2.1 Wireless Device Tracking and Privacy

Wireless layer-2 identifiers – in particular, MAC addresses – have a rich and lengthy history of being exploited for tracking mobile devices, and hence, their owners. The broadcast nature of wireless communication, the tendency for software designers to program devices to proactively advertise their availability and seek out services, and the persistence and uniqueness of global MAC addresses combine to form a serious threat

to user privacy: our mobile devices constantly broadcasting trackable identifiers for all to hear without our interaction.

In order to detect nearby wireless networks, 802.11 Wi-Fi clients broadcast a special type of wireless frame known as a *probe request*. The purpose of these frames is to solicit responses from local access points that provide network connectivity. Contained in each frame is the client’s source MAC address; this 48-bit value uniquely identifies the client seeking network service to access points that provide it. Unfortunately, this also provides adversaries a unique identifier to track users [16, 18, 19, 26]. To address the privacy concerns inherent in the use of the MAC address assigned by the device manufacturer (a *globally unique* MAC address), manufacturers have shifted to broadcasting ephemeral, random MAC addresses while the device is in an unassociated state; unfortunately, MAC address randomization in 802.11 can often be defeated [25, 28].

MAC addresses are used as layer-2 identifiers in Bluetooth communication as well, and carry the same privacy and tracking risks as Wi-Fi MAC addresses [16, 21, 23, 29]. Similar to Wi-Fi, Bluetooth devices implement MAC address randomization as a mechanism to evade tracking and preserve user privacy. In fact, randomized MAC addresses have been part of the BLE standard since its introduction (known then as Bluetooth Smart) [4]. As we focus exclusively on BLE in this work, we first discuss BLE MAC address structure and randomization in greater detail.

2.2 Bluetooth (Classic vs. Low Energy)

The term “Bluetooth” is overloaded, as it is often used colloquially to refer to two distinct, non-interoperable technologies. Further adding to the confusion is changing marketing labels for the same technology. The first Bluetooth standard is now referred to as Bluetooth “classic” to recognize its chronological precedence, or Bluetooth Basic Rate (BR)/Enhanced Data Rate (EDR) in relation to the rate at which a device implementing this protocol transmits data. BLE, on the other hand, is named in honor of the lower power consumption needs of devices implementing it compared to Bluetooth BR/EDR. Despite their typical use in Personal Area Networks (PANs), both Bluetooth classic and BLE are capable of transmitting up to 100m in an open area. The current BLE version, 5.0, can transmit up to 400m [13].

Generally speaking, Bluetooth Classic is preferred for applications in which a constant flow of data occurs between the paired devices; for example, Bluetooth

headphones or speakers connected to a mobile phone would almost certainly utilize Bluetooth Classic. BLE, on the other hand, is typically used to send short messages advertising a device’s existence and some parameters related to the device; for instance, Tile [15] and related devices use BLE for proximity sensing. In this study, we are interested only in Apple’s BLE implementation, as it lends itself to device tracking, OS fingerprinting, and activity profiling.

While Bluetooth Classic and BLE operate in the 2.4 GHz unlicensed spectrum, each utilizes a different number and size of channels. BLE uses 40 2 MHz channels; 37 of these are used to send and receive data, while the remaining three are used to a device’s presence by sending advertisement frames at regular intervals [4]. With exception of our Generic Attributes (GATT) queries in Section 4.2, we are concerned in this work with messages continuously sent in the advertisement channels that are designed to be received by nearby stations.

2.3 BLE MAC Addressing and Randomization

Every Bluetooth interface is assigned a globally-unique, *public* MAC address by the device manufacturer; Bluetooth MAC addresses are EUI-48 identifiers and are obtained from the Institute of Electrical and Electronics Engineers (IEEE) Registration Authority in the same manner as 802.11 MAC addresses are – in fact, the address space is the same. In order to provide users with a measure of privacy and prevent privacy leakages [24] associated with revealing a public device address, devices are also allowed to use *random* device addresses, which are split into two categories – *static* random addresses and *private* random addresses.

Static random addresses are, as their name implies, random addresses that are long-lived; the Bluetooth Core Specification mandates that these BLE MAC addresses remain unchanged after initialization [4]. Power cycling a device may change its static random address, but changing a device’s static address will cause any devices that have previously connected to it will fail to automatically connect to the previous static address. Static random addresses are identifiable by having the two highest order bits set to 1, at least one of the remaining 46 low-order bits set to 1, and at least one of the lower 46 bits set to 0 (*i.e.*, two set bits followed by 46 0s or 46 1s are not allowable static random addresses.)

Non-resolvable private, random addresses provide additional privacy compared to using a public MAC address, as the random address obscures the pub-

lic, globally-unique MAC address of the device. *Non-resolvable* random addresses are identifiable by the two most significant bits being set to 0, and the remaining 46 lower order bits containing at least one 0 and one 1 bit [4]. Non-resolvable random MAC addresses do not authenticate one device to another, as do the final type of random address – *resolvable private addresses*.

Because resolvable private addresses are used by Apple to provide MAC address privacy, this is the address type we consider in this work. Resolvable private addresses provide the ability for devices to authenticate each other based on the use of a 128-bit key, known as an *Identity Resolving Key (IRK)*. When a device is configured to use a resolvable private address, it generates 22 pseudorandom bits (*prand*), and uses its *local IRK* and *prand* as inputs into a one-way security function, the output of which is a 24-bit hash [4]. The resolvable private address is created by setting the most significant bit to 0, second-most significant bit to 1, concatenated with the 22 bits of *prand*, followed by the 24-bit hash result. The device then uses this resolvable private address as the source MAC address for a set period of time. Often times, the period is 15 minutes as [4] recommends 15 minutes as the minimum time interval between private random address changes. Resolvable private random addresses have the advantage of allowing potential peers to determine if they already know a device. If the potential peer has the IRK (exchanged during initial pairing) of the remote device it wishes to connect to, it can determine whether an advertised random address belongs to that device or not through the following process: the would-be peer computes the 24-bit hash value given the *prand* value from the resolvable private address, and the pre-shared IRK. If the value computed locally matches the lower 24 bits of the resolvable address, the peer’s identity has been confirmed to be that associated with the IRK when key exchange was initially done.

2.4 Apple Continuity

Continuity is an umbrella term used by Apple to describe interoperability features between various devices within its ecosystem; for example, the ability to copy text on an iPhone and paste that same text on a MacBook linked via the same iCloud account [2, 10]. Continuity was introduced in iOS 8 and OS X Yosemite, although some features require more recent software versions [1]. Continuity features include:

- **Handoff**, which allows users to start tasks, such as writing an email, and continue them on another device.

- **Universal Clipboard**, which allows the copying of data from one Apple device and pasting it on another.
- **iPhone Cellular Calls**, giving users the ability to make calls using their iPhone’s cellular connection from their Mac, iPad, or iPod touch.
- **Text Message Forwarding**, enabling the sending of SMS and MMS messages from a user’s iPhone from their Mac, iPad, or iPod touch.
- **Instant Hotspot**, which supports turning an iPhone or iPad into a hotspot other Apple devices can use without a password.
- **Auto Unlock**, allowing users to unlock a Mac with their Apple watch.
- **Continuity Camera**, which transfers photos taken on an iPhone, iPad, or iPod touch to a Mac.

Continuity features are enabled by the transmission of special BLE advertisement messages sent between devices on the same iCloud account; as such, all Continuity-enabled devices are BLE-capable. In this work, we reverse-engineer the Apple-proprietary message formats and describe the operation of those Continuity messages that enable our OS fingerprinting and identity resolution techniques in Section 4.

3 Methodology

Our analysis was conducted using open-source software and off-the-shelf commodity hardware. We perform out tests against a wide range of iPhone, iPad, iPod, airPod, and Apple Watch devices across both major and minor iOS version. Additionally we experiment with a sample of macOS laptops. The passive collection tests were implemented using an Ubuntu environment and an Ubertooth One USB receiver with *2018-12-R1* firmware. Utilizing the Ubertooth we run the `ubertooth-btle` software to collect BLE advertisement frames. Using the `-q` option we ensure that the `DLT_BLUETOOTH_LE_LL_WITH_PHDR` is included in order to ensure we can observe the Received Signal Strength Indicator (RSSI) value for each frame captured. The `stdout` of `ubertooth-btle` is piped directly to Wireshark where we are able to conduct live analysis.

As our reverse engineering observations reveal the frame format, message type, and data attributes of the Apple Continuity protocol we modify Wireshark’s dissection logic in the `packet-bthci.c` file. After which we recompile Wireshark and dynamically confirm our inferences and analysis. Using this infrastructure setup

we proceed to reverse engineer Apple’s proprietary BLE Continuity protocol.

In section 4.2, we describe a technique to elicit model-granularity details from Apple devices, and discuss replaying two previously observed types of Continuity messages. To carry out these active techniques, we utilize a Sena Technologies UD100 Bluetooth USB adapter, along with the software tools `gatttool` and `hcitool`. We use `gatttool` to query our devices’ GATT, and `hcitool` to spoof arbitrary Continuity frames.

3.1 Ethical Considerations

Our collection methodology is entirely passive. At no time did we attempt to decrypt any data or perform active actions to stimulate or alter normal network behavior while outside of our lab environment. Additionally, in order to evaluate the privacy flaws we present in this work, we conduct a variety of experiments on lab devices owned by the authors and the authors’ institutions. These devices were allowed to communicate with legitimate network services. Given the nature of our data collection, we consulted with our Institutional Review Board (IRB).

The primary concerns of the IRB centered on: i) the information collected; and ii) whether the experiment collects data “about whom” or “about what.” Because we limit our analysis to BLE advertisement frames we do not observe Personally Identifiable Information (PII). Further, humans are incidental to our experimentation as our interest is in OS and hardware profiling, device usage, and the analysis of the randomization of BLE device layer-2 MAC addresses, or “what.”

Finally, in consideration of beneficence and respect for persons, our work presents no expectation of harm, while the concomitant opportunity for network measurement and security provides a societal benefit. Our experiment was therefore determined by the IRB to not be human subject research.

4 Analysis

This section is divided into three parts:

- Analysis of passively collected data to reverse engineer the frame format and data attributes of Apple’s BLE Continuity framework. We show, through this effort, that Continuity features leak a significant amount of data on user behaviors.
- Active attacks transmitting tailored BLE frames to elicit responses from Apple devices that leak more user information and behavior.

- A comprehensive evaluation of the effectiveness of these attacks with respect to an adversary’s ability to identify and track devices and users.

Since we analyze many different types of BLE messages, each with different flaws, we organize our findings by calling attention specifically to the following categories, based on what information is leaked:

- **OS fingerprinting**
- **Device fingerprinting**
- **Tracking**
- **User / Device Activity**
- **Device attributes**

When a flaw is observed, we classify it into one or more of these categories and describe how it can be exploited by a potential adversary.

4.1 Passive Analysis Reverse Engineering

We evaluate Apple’s proprietary BLE Continuity Protocol by inspecting BLE frames transmitted from iOS and macOS devices across the Apple ecosystem and on different OS versions.

As described in Section 3 we collect BLE frames passively using an Ubertooth with stdout piped to Wireshark, allowing for real-time dynamic analysis via a live capture display. To refine our analysis solely to Apple BLE traffic we filter on Apple’s Company ID (0x004C) [14].

Device Fingerprinting

While the Company ID is required as per specification [14], it allows for simple identification of BLE traffic generated by Apple devices.

4.1.1 Overall Message Structure

After segmenting all Apple traffic from our collection we observe that Apple’s Continuity frames adhere to a simple Type-Length-Value (TLV) structure delineated in Figure 1. Of note, multiple Continuity related message types are often concatenated together in this TLV format, allowing them to be passed in a single advertisement frame.

Device Fingerprinting

We observe that optional BLE advertisement flags indicate a device category, allowing us to delineate MacBooks from mobile devices (iPhone, iPad, iPod, and watches). Specifically, we investigate the following flags:

- Simultaneous LE and BR/EDR to Same Device Capable Host (**H**)
- Simultaneous LE and BR/EDR to Same Device Capable Controller (**C**)
- Peripheral device is LE only (**LE**)

Mobile devices were observed with flags **H**, **C**, **LE** set to 1, 1, 0, whereas macBooks were set to 0, 0, 1. AirPods lacked any flags and were thereby easily identifiable as the only device type with no flag attributes.

After adding the identified TLV structure, our custom-defined Apple BLE fields, and associated attributes to the packet-bthci_cmd.c Wireshark dissector, we proceed to reverse engineer the most commonly observed Continuity messages. For each new message type and attribute we update the dissector, recompile, and reevaluate across multiple devices and OSes. Table 1 highlights the message types and corresponding values we observed. Also annotated are the message type mappings to applicable iOS versions. The message type descriptive names were our attempt to properly categorize the message.

4.1.2 Handoff

We observe Handoff messages when a user interacts with a Handoff-enabled app such as Mail, Maps, Safari, Calendar, Contacts, Pages, Numbers, Keynote, and other third-party applications such as Airbnb [7]. In addition to being triggered by user interaction with Continuity based applications, Handoff messages are also observed when these applications are open or closed. Handoff messages are only transmitted from a device, with Handoff enabled and tied to an iCloud account containing two or more Apple devices.

OS Fingerprinting

Fine-grained behavior analysis of the frequency, timing, and specific implementation indicates that subtle differences exist across iOS major versions. While we posit that careful analysis of these behaviors allow for OS fingerprinting we conclude that in practice it would prove difficult to implement.

After identifying the activities that generate Handoff messages we focus on recovering any information we can glean from the message itself. Figure 2 depicts the Handoff frame, indicated by a Type field of 0x0C.

Device Attributes

The Handoff message contains a one-byte field that contains an indicator (clipboard status) when a user has recently copied data to the Universal Clipboard and




Fig. 1. Apple BLE Frame Format with Hardcoded Field Values

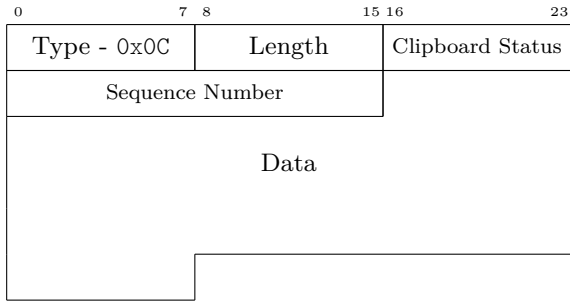


Fig. 2. Handoff Message - Frame Format

data is available to transfer/handoff to nearby Apple devices. This behavior was observed across iOS 10, 11, and 12. A value of 0x08 indicates data stored in the Universal Clipboard.

Tracking

A two-byte sequence number follows the clipboard status field. The sequence number increments only when a new action occurs in a handoff-enabled application, the application is open/closed, the phone is unlocked, or the phone is rebooted. As such the sequence number increments monotonically, slowly, at a per-user calculable velocity, allowing for long-duration tracking. We describe this tracking vulnerability in detail in Section 5.

User Activity

The sequence number also carries information about private user behavior. Since it increases only in response to user-generated events, it serves as a crude, real-time measurement of user activity. Measuring the sequence number of a device at two different times allows an adversary to infer how much the phone was used during that time period, leaking information about the activity between measurements.

The remaining portion of the frame appears to be encrypted data and provides no specific details about the user’s activity that we could determine.

Tracking

In addition, sequence numbers are not affected by MAC address randomization. Specifically when the *private_addr_int* timer expires forcing the MAC address to change we observe that the sequence number and the handoff data does not change, meaning the sequence number and handoff data carry consistent identifying information through MAC address changes, allowing for a trivial link between the previous MAC address and the currently observed address. This behavior was consistently observed across iOS 9-12 major/minor versions.

Table 1. Most Commonly Observed Continuity Messages

Type	Value	iOS Version					OS FP	Device FP	Vulnerability		
		8	9	10	11	12			Tracking	Activity	Attributes
Watch Connection	11	N	N	N	Y	Y	X	✓	X	X	X
Handoff	12	Y	Y	Y	Y	Y	✓	X	✓	✓	✓
Wi-Fi Settings	13	8.1+	Y	Y	Y	Y	X	X	✓	✓	X
Instant Hotspot	14	8.1+	Y	Y	Y	Y	X	X	✓	✓	✓
Wi-Fi Join Network	15	N	N	N	Y	Y	X	X	✓	✓	X
Nearby	16	N	N	Y	Y	Y	✓	X	✓	✓	✓

4.1.3 Wi-Fi Settings

The next message, the Wi-Fi Settings frame, is transmitted when the user navigates to the Wi-Fi Settings page or when a user clicks on the Wi-Fi and network status icon on the top of their screen on OS X and macOS. While the settings page is open, an Apple device will transmit a Wi-Fi Settings frame, depicted in Figure 3. This feature requires that a device other than the one in use is registered to the same iCloud account and has a cellular radio and is Instant Hotspot capable.

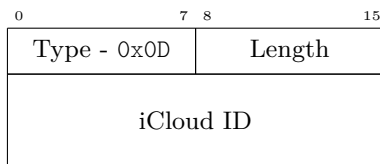


Fig. 3. Wi-Fi Settings Message - Frame Format

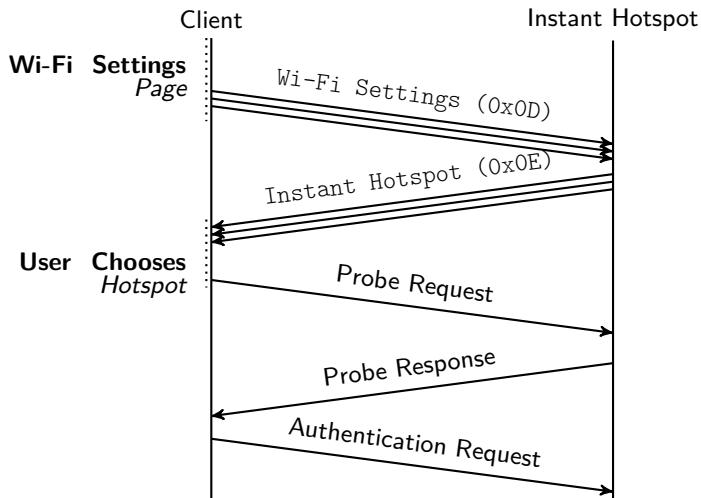


Fig. 4. Instant Hotspot Discovery and Connection Setup

User Activity

This message indicates to an observer that the user is currently on the Wi-Fi settings page and likely configuring or attempting to connect to a Wi-Fi network.

Tracking

A four-byte data field representing an iCloud-derived ID trivially links all other devices tied to the same iCloud account. It should be noted that the derived ID is rotated on a 24 hour basis for all devices on the account. Each device remains synchronized with all

other devices on the same account, however as the ID is temporal it is not trackable for more than 24 hours.

4.1.4 Instant Hotspot

Instant Hotspot, an Apple Continuity feature that allows users to share cellular network connectivity, creates a bridged connection by acting as a Wi-Fi hotspot. The Instant Hotspot feature allows Apple devices to seamlessly identify and connect to these personal hotspot-enabled devices. Devices configured to support Instant Hotspot will automatically begin transmitting Instant Hotspot messages when another device on the same iCloud account is nearby. Specifically, the Instant Hotspot enabled device observes the iCloud-derived ID present in the Wi-Fi Settings message of the nearby device. The hotspot-enabled device continues to broadcast Instant Hotspot messages as long as the other device remains on the Wi-Fi Settings menu.

Device Activity

The message itself is inherently descriptive of the device’s ability to support acting as an Access Point, and assuming a connection is established the device will be recognizable in the 802.11 domain as an Access Point.

Tracking

The Instant Hotspot connection process, described in an abbreviated form in Figure 4 highlights two tracking issues. Firstly, upon attempting to connect to an Instant Hotspot network the client searches for the Hotspot by sending directed and broadcast Probe Request frames. This is similar to the well-documented probe request privacy flaw in which a user could be profiled based on the Service Set Identifier (SSID) of the networks in which it actively searches [17]. Upon receiving the Probe Request, the Instant Hotspot device transmits both Probe Responses and Beacon frames. Next the client device transmits an 802.11 Authentication Request frame, where the source address is the *Global Public* MAC address of the device. Strangely, we also observe that Probe Request frames also use the *Global Public* MAC address.

The Probe Responses and Beacons from the Instant Hotspot device provide a second tracking method where an adversary may retrieve an Apple attribute included in Probe Response and Beacon frames. These frame types contain a Vendor-Specific (Apple) Information Element (IE) in which the proprietary IE has been shown to reveal both the Bluetooth and Wi-Fi *Global Public* MAC addresses [25].

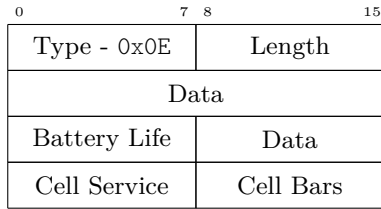


Fig. 5. Instant Hotspot Message- Frame Format

Device Attributes

Surprisingly, the transmitted Instant Hotspot message reveals in **plaintext** considerable device characteristics, evidenced in Figure 5. Specifically, the device’s Battery Life, Cellular Service Type (e.g. LTE, 3G, EV-DO), and Cellular Service Quality (measured as a function of number of bars) are all broadcasted unencrypted.

Tracking

Lastly, due to the nature of how an Instant Hotspot message is elicited we can trivially determine that the initiator device (Wi-Fi Settings message transmitter) and the Instant Hotspot device are associated to the same iCloud account.

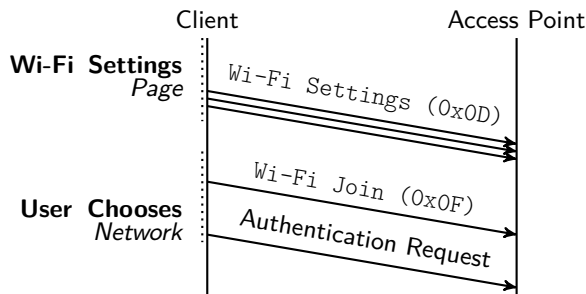


Fig. 6. Wi-Fi Join – Authentication Frame Global MAC exposed

4.1.5 Wi-Fi Join Network

An additional Wi-Fi themed message type, the Wi-Fi Join Network message is transmitted when a user attempts to connect to an encrypted network from the Wi-Fi settings page. We call attention to the fact that this message is only sent when a password is required, therefore open and captive portal-enabled networks will not generate Wi-Fi Join Network messages.

User / Device Activity

Observation of the Wi-Fi Join Message indicates the intent by a user to connect to an encrypted network regardless of whether the proper credentials were entered.

Tracking

A similar tracking flaw to the one described in Section 4.1.4 allows an adversary to link the BLE communication (Wi-Fi Join message) to the frames observed in the 802.11 (Wi-Fi) domain. Specifically, as delineated in Figure 6 the observer can compare the timestamps of the Wi-Fi Join message to the Authentication frames collected at the same time. As the Authentication frame contains the *Global Public* MAC address [25], anonymization is broken in both the Wi-Fi and BLE protocols.

Another glaring implementation flaw centers on a three-byte SSID field in the Wi-Fi Join frame, depicted in Figure 7. This field represents the first three bytes of a SHA256 hash of an SSID the client device is attempting to join. An adversary can pre-compute a hash table of nearby SSIDs, allowing for trivial correlation.

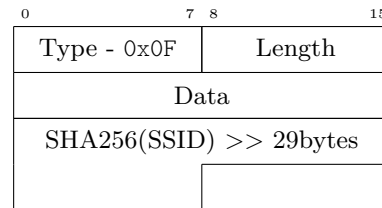


Fig. 7. Wi-Fi Join Network Message- Frame Format

Interestingly, due to the state in which this message is sent in the process (prior to authentication) we can retrieve the client’s *global public* MAC address even when a user attempts to authenticate with an invalid passcode.

4.1.6 Nearby

Nearby messages, presumably intended to keep *nearby* devices aware of the state of other devices in the same iCloud ecosystem are transmitted frequently. As of iOS 12, Nearby messages **never** stop transmitting. This provides a glaring privacy and tracking issue.

Nearby messages were not supported until the iOS 10 release. Observable changes in the frame format and usage were identified with each iOS major version release. Early adoptions of the Nearby message resulted in timeouts, where the Nearby messages would cease to transmit when a device was left inactive after ~30 seconds. However, iOS 12 devices never cease to transmit Nearby messages.

User / Device Activity

The Nearby message contains a one-byte field, referenced in Figure 8, which we designate as a Device’s

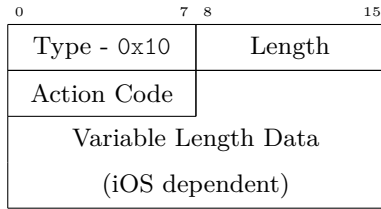


Fig. 8. Nearby Message- Frame Format

action code, aptly named as it reveals the current device state. Our research highlights five such Action Codes listed in Table 2.

Table 2. Action Codes

Type	Description
1	iOS recently updated
3	Locked Screen
7	Transition Phase
10	Locked Screen, Inform Apple Watch
11	Active User

Action Code 1, the least commonly observed action code is associated to observations in which a device had been recently updated to a new iOS version and had not been subsequently rebooted after the iOS install. While we were able to show repeatable results confirming this behavior we can neither rule out another use for this code or ascertain a plausible reason for this behavior. Unlike action code 1, the remaining Action Codes were uniquely attributed to a specific behavior and remained consistent across iOS versions (where applicable). Code 3, transmitted when the device is locked, indicating the complete lack of current interaction by the owner with the device. Code 7, observed after a period of ~30 seconds of user inactivity or when a device begins a transition from a locked state to that of an active state - (caused by unlocking or waking the device). As such we describe code 7 using as a transition state. An action code 11 indicates a user is actively interacting with the device in any way. This code will continue to be sent until a period of ~30 seconds, upon which it will then send action code 7, and then action code 3 when the screen becomes locked. Lastly, an action code 10 is observed when a user, wearing an Apple Watch that is paired to a mobile device and that device is in a locked screen state. In this scenario the mobile device will send only action code 10 messages vice the previously suggested code 3. This likely indicates that the phone will forward

notifications to the watch when the device is locked and the watch should display those notifications.

Tracking

Since this message is only observed under conditions when the user is actively wearing the watch and paired with the device we can infer an intrinsic correlation between the two devices.

Device Attributes

As of iOS 12 a Nearby Message contains additional data, highlighted in Table 3, in which we can infer the state of the Wi-Fi radio, namely whether Wi-Fi is enabled or disabled. If the first byte of the Nearby Message’s variable length data field is 0x18 the Wi-Fi radio is off, whereas when the value is 0x1C the Wi-Fi radio is on.

Table 3. Nearby Message – Data Field

Feature	iOS Version			
	10	11	12	macOS
Length (bytes)	1	4	4	1
Byte 1	0x00	0x10	0x18 0x1C	0x08
Byte 2-4	-	Data	Data	-
†: 0x18 (Wi-Fi Off), 0x1C (Wi-Fi On)				

OS Fingerprinting

The variable nature of the Nearby Message data field is actually observably tied to the iOS version of the device. Namely, the length of the frame and the value of the first byte distinctly reveal the major iOS version. As such we can infer a device’s iOS major version as either iOS 10, 11, or 12 with 100% accuracy. Nearby Messages are not utilized prior to iOS 10 and thereby not identified via this technique. However, according to the Apple Store, ~ 75% of all iOS devices are running iOS 12 and ~17% iOS 11 as of February 24, 2019. As with all other features identified we have built the automatic iOS version detection into Wireshark.

Tracking

Furthermore, with iOS 12 Nearby messages are always sent, allowing for constant observation of the current MAC address. This is fundamentally a more significant issue as with the privacy flaw discussed in Section 4.1.2 the Nearby Message data field does not immediately change when the MAC address is randomized every 15 minutes. As with Handoff this allows for trivially tracking across MAC address changes.

4.1.7 Watch message

An Apple Watch will send a Message with a Type field of eleven indicating the Watch has lost Bluetooth connection to its paired iPhone. The message is only observed when the Watch screen is on.

Device Fingerprinting

This message is only observed from an Apple watch and distinctly identifies the device as such.

4.1.8 Other

While the iBeacon message uniquely identifies iBeacons these devices are not meant to be anonymous as the name implies.

AirDrop and AirPlay messages were observed infrequently and were not evaluated to reveal any information of interest.

Device Fingerprinting

Lastly, we observed that AirPods had a unique Message type and were trivially identified via observation of these messages.

4.1.9 Configuration Setting Flaws

An iOS 11 or 12 device, when Airplane mode is enabled from either the Control Center or the Settings menu, all Continuity messages types continue to be sent. Similarly, in iOS 11 and 12 when Bluetooth is disabled from the Control Center all messages continue to be utilized [3].

While Handoff Type 0x0C messages require Handoff to be enabled we observe odd behavior for other message types. All other message types will be sent when at least two devices are registered to the same iCloud account, regardless of whether Handoff is enabled or disabled.

4.2 Device Stimulation & Active Analysis

A feature unique to BLE is GATT [5], a framework to discover, read, and write information to and from BLE devices. Each BLE device has a GATT *profile*; GATT profiles define the type of *services* that a device provides. Within each service are well-defined *characteristics*, and each characteristic may contain several fields and values that describe that characteristic. For example, “Blood Pressure” is a GATT service that describes blood pressure and other data related to blood pressure readings from a monitor [6]; within the blood pressure service are the “blood pressure measurement” and “intermedi-

ate cuff” characteristics that describe a blood pressure reading, and cuff pressure value during a blood pressure reading, respectively. Each of these characteristics has a number of fields with associated values, such as “timestamp” and “heart rate” that provide further information to a remote device querying them. Services and characteristics are uniquely identified by Universally Unique IDentifiers (UUIDs), in order to standardize their meaning across a myriad of manufacturers.

Device Fingerprinting

While not necessarily a vulnerability on its own, we discovered that Apple devices support GATT queries and provide detailed model information when it is requested. All Apple products we tested (iPhone, iPad, Apple Watch, and MacBook) supported the “Device Information” service (UUID 0x180A), and responded to its “Model Number String” characteristic (UUID 0x2A24) with Apple’s identifier string that uniquely identifies the device model [9, 11]. For example, an iPhone 7 we tested returned the identifier “iPhone9,1”, and a mid-2015 15-inch MacBook Pro with Retina display returned “MacBookPro11,4.” We also note that while an adversary must actively transmit data in order to retrieve the “Model Number” GATT characteristic, she may do so using a random source MAC address, and the user of the device is unaware that they have received a GATT query, as no prompt appears asking them to approve the data transmission. Because of this, it is exceptionally difficult to detect and prevent an adversary from querying an Apple device model without disabling Bluetooth entirely.

Device Fingerprinting

In Section 5, we show that knowledge of the device model assists in tracking individual devices, as it allows us to exclude devices that respond with a different Model Number String than our tracking target from the pool of potential new identities after a change in random MAC address.

The remainder of our active attacks focus on two complimentary types of Apple Continuity messages – Wi-Fi Settings and Instant Hotspot. Wi-Fi Settings messages are generated when a user navigates to the Wi-Fi Settings page of their iOS device, or when a user clicks on the Wi-Fi and network status icon on the top of their screen on OS X and macOS. These messages trigger Instant Hotspot messages in response from devices linked to the same iCloud account that can act as a hotspot, and leads to the device appearing in the user’s list of available networks when viewed from a MacBook.

Table 4. Cellular Service Codes

Value	Cellular Type
0	No Icon †
1	1xRTT
2	GPRS
3	EDGE
4	3G (EV-DO)
5	3G
6	4G
7	LTE

†: Degraded Signal

Device Attributes

In order to enumerate the possible values and meaning for the cellular field in the Instant Hotspot message described in Section 4, we spoof previously-captured Instant Hotspot messages from laboratory iPhones in response to Wi-Fi Settings messages from a MacBook Pro on the same iCloud account. By enumerating the possible values for the 1-byte cellular service field and observing the type of service displayed for our spoofed device in the laptop’s available networks list, we were able to exhaustively classify each value without having a device actually receiving that type of service (*e.g.*, LTE, 3G, etc.) We note that the source MAC address in our spoofed messages must be a resolvable private random address that the MacBook can resolve, for this reason, we choose to replay the source MAC observed.

Tracking

We demonstrate that spoofing Wi-Fi Settings messages provides a tangible benefit for an attacker as well. Because a device on the same iCloud account that can provide Instant Hotspot service will respond without user intervention when it receives a correct Wi-Fi Settings message from a laptop, we are able to replay previously-captured Wi-Fi Settings messages hours later. As with Instant Hotspot message spoofing, the source MAC address must be one that can be resolved by the iPhone or iPad that can provide the hotspot service, and we note that the iCloud ID field in the message changes daily at a fixed time per iCloud account. As such, these messages may be replayed for a maximum of 24 hours.

Tracking

Finally, we measure the effect of incoming SMS messages and phone calls on devices running iOS 9 and later in order to determine whether an adversary with knowledge of their target’s phone number could stim-

ulate their device in order to discover whether it is in close proximity.

All of the iOS versions we tested began sending Handoff messages when a phone call was accepted, or the Messages application was opened in response to an SMS message. iOS 9 did not send Nearby messages, as Nearby messages are not a feature of any iOS earlier than 10. In addition to sending Handoff messages when a user takes an incoming call or opens the Messages app in response to an SMS message, iOS 10 and 11 also send Nearby messages in addition to the Handoff messages that were sent in iOS 9.

Concerningly, iOS 12 proved the most useful for targeted tracking of users because it required *no interaction on behalf of the user* in order to determine whether a phone call was incoming or a text had been received. Because iOS 12 devices transmit Nearby messages constantly, an attacker merely needs to observe a change from the locked state (Nearby action code 3) to the transition state (Nearby action code 7), as the screen is illuminated when a call or text is received. An adversary with the ability to send a text message or initiate a call to a device can trivially identify the device if it is in close proximity, defeating the private, random MAC address and allowing for the type of user tracking we outline in Section 5.

5 Evaluation

In this section we evaluate how effectively the above flaws, in concert, can be used by an adversary.

5.1 User Tracking

As described above, BLE devices periodically rotate their MAC address in order to prevent tracking. Ideally, the MAC address is regularly set to a fresh random value and potential adversaries eavesdropping on a device at different times and/or locations will not be able to correlate these observations and confidently identify them as belonging to the same device. In our tests we find that Apple devices rotate this address every 15 minutes, which is also a recommendation of the BLE spec. However, the leakage described above can be used, in many cases, to defeat randomization and track a device even through MAC address changes.

The main flaw which allows this is the fact that Handoff messages are sent out regularly and with monotonically increasing sequence numbers. To start, if an adversary is present at the time that a MAC address is changed to a new random value, this transition is iden-

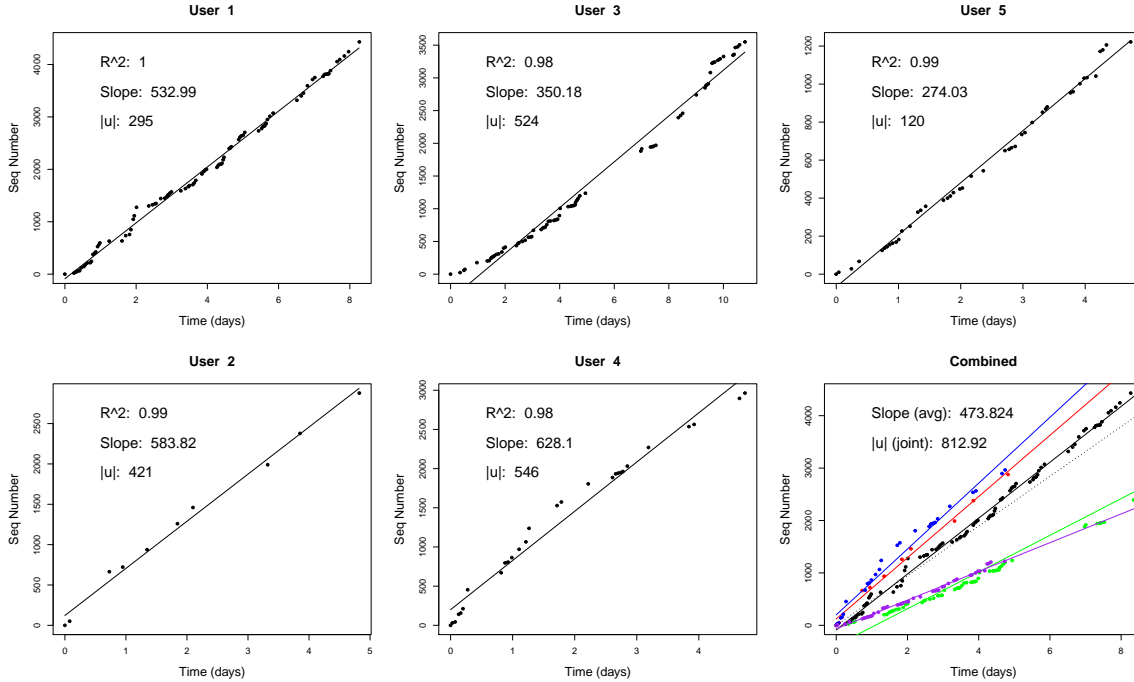


Fig. 9. Regressions of our collected data on sequence numbers. $|u|$ is calculated with 90% prediction intervals

tifiable because the sequence number and data fields of Handoff messages does not change even when the MAC address does. We have observed that after a MAC address change the sequence number stays constant until a new Handoff-related action is performed by the user before continuing to increment.

Similarly, the four-byte data field in iOS 11 and 12 Nearby messages, rather than immediately rotating when the MAC address changes, remains constant for 1-2 frames after the MAC address change. As annotated in Section 4.1.6, Nearby messages never stop transmitting in iOS 12, making this information leak a more powerful tracking method.

5.1.1 Longer Time Frames

Over longer time scales, it is very likely that an adversary will not be present to see every MAC address change and will eventually lose track of the MAC address of a particular device. Due to the steady monotonic increase of the sequence number and the relatively large sequence number space, it is possible to track devices by using the sequence number itself as an identifier.

In particular, since sequence numbers increment when specific user actions are taken on the device (unlocking the phone, use of a Handoff-enabled app, device

reboot) we suspect the rate at which sequence numbers increase is stable and predictable based on the use habits of individual users. This would mean the sequence numbers of devices may be predicted with high accuracy even when devices are not under observation, and devices that leave an adversary’s collection region may be re-identified when returning to collection proximity.

To validate this hypothesis, five members of our research team (four students, one faculty) used their Apple devices normally over a period of one week and recorded the sequence numbers as close to hourly as possible. We present our results in Figure 9. We note that Users 3 and 5 used Google Chrome, while the others used the Safari browser, potentially explaining the difference in slope and suggesting that these trajectories can be used for browser profiling.

Additionally, we took passive captures of sequence numbers in the wild at four distinct, public locations. We hypothesize that sequence numbers are uniformly distributed in the space $[0, 65535]$. Though they begin at 0, many of our users cycle through all sequence numbers in under 150 days. We remove redundant measurements by ignoring multiple Handoff messages from the same MAC address. We present our results in Figure 10.

Given the predictable slope of the observed sequence numbers, we believe that over a period of a few days to a week the sequence number of a particular device can be

predicted with a high degree of accuracy. We estimate the size u of the projected window for a sequence number given data on a specific user as the size of the widest 90%-prediction interval around the data. In the general case, where an adversary cannot measure a user’s slope and only uses the current value, we use the convex closure $[u_{\text{MIN}}, u_{\text{MAX}}]$ of our five prediction intervals therefore assuming that an arbitrary user behaves similarly to one in our data set.

Assuming sequence numbers are uniformly distributed across observed devices we can calculate the probability that a target device will be the only one in a given location with a sequence number in the target window as

$$\left(1 - \frac{u}{65536}\right)^n$$

where n is the number of devices that are identically configured to the target (i.e., look the same according to all of our binning techniques).

For an estimate of the adversary’s accuracy in re-identifying a device, we consider two cases: targeted, where an adversary takes measurements of a specific device and wishes to track it over time, and untargeted, where an adversary does not have data but attempts to determine if a device is a previously observed device or a new one. In the targeted case, we use $u = 421$ the median interval size from our experiments, and in the untargeted case we take the convex closure prediction interval which gives $u = 813$.

Table 5. Distribution of iPhones in the Wild

Device	%
iPhone XR	4.65
iPhone XS	3.59
iPhone XS Max	4.34
iPhone X	11.85
iPhone 8	10.47
iPhone 8 Plus	10.49
iPhone 7	15.49
iPhone 7 Plus	9.33
iPhone SE	3.87
iPhone 6s Plus	3.43
iPhone 6s	10.24
All other iPhone models	12.28

We use statistics from Mixpanel [12] to estimate the proportion of Apple devices of each type in the wild as of February 25, 2019, presented in Table 5 and statistics from Apple [8] as of February 24, 2019 to estimate the proportion of devices with each iOS installed.

We estimate collision probabilities under our different attack models against iPhones. Our passive attacks

outlined in Section 4.1 allow an adversary to bin devices by OS number, while the active attacks from Section 4.2 allow the adversary to determine the hardware model of a device as well. We take the most widely adopted bin in each case for estimations (iOS 12 and iPhone 7) to obtain an estimation of the worst-case tracking ability of an adversary, noting that in the case a user has an uncommon device model or iOS, like an iPhone 6s, tracking is far more accurate than our estimates. We assume that iPhone 7 models are evenly distributed between the two submodels: iPhone9,1 and iPhone9,3 [9] and that iOS version number and iPhone model are independent. We calculate the likelihood that a user is correctly re-identified (i.e., that an in-bin sequence number collision does not occur) under each possible attack scenario in Figure 11 and conclude the following:

- Active adversaries can reliably re-identify even the most common devices over long periods of time in public places without any long-term targeted data collection.
- Passive adversaries can reliably re-identify devices that are less common, by targeting specific users over time, or when the number of observed devices is low.
- Negative results about the presence of a given device are highly accurate, even for passive adversaries.

5.2 Behavioral Data

We note the sequence number is a measurement of user interactions with the device that is persistent over time and constantly broadcasted over BLE. Similarly, Nearby action codes explicitly broadcast information on how a device is being used in the moment. This means BLE traffic from Apple devices provides multiple sources of private behavioral data: the applications users interact with, the frequency with which they do so, the habitual way they take actions which generate Handoff messages, and the places they visit (airplanes, secure facilities, any location that significantly changes device behavior) could all potentially be profiled, recorded, and used to infer sensitive private data. Behavioral statistics of this nature present an area for interesting future work, though we recommend in future software versions changes be made so that this information can no longer be collected.

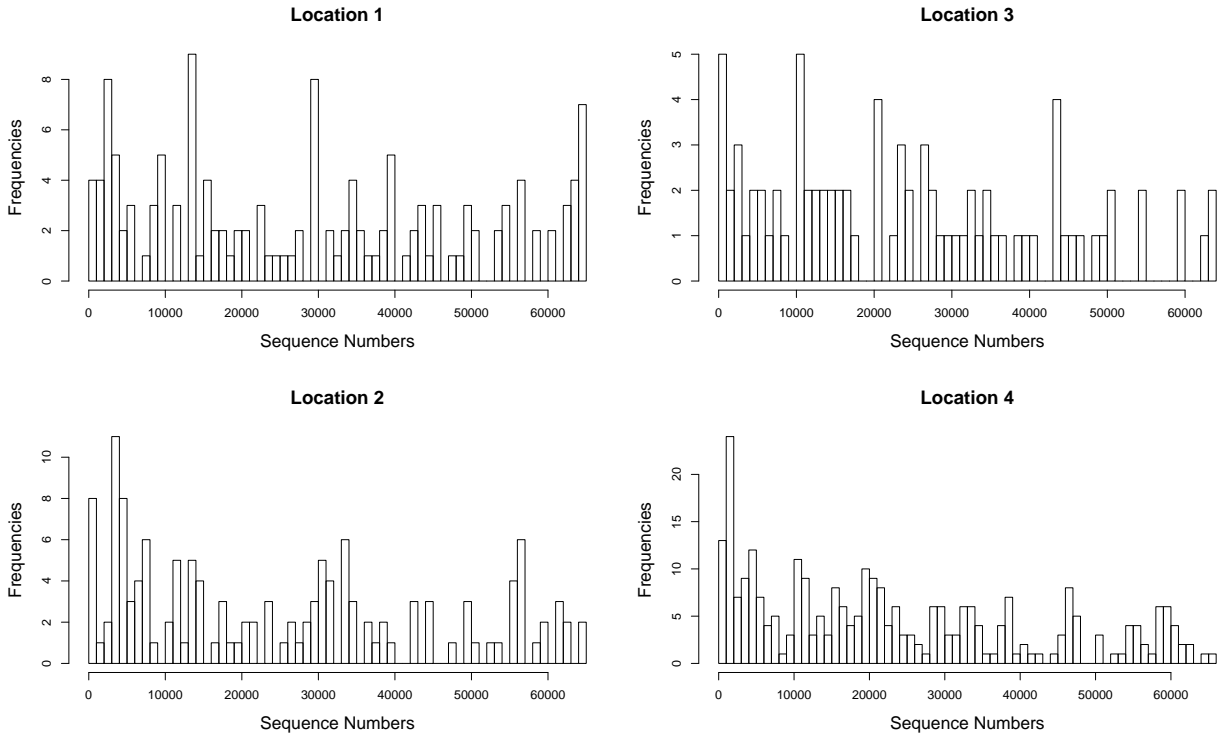


Fig. 10. Histograms of sequence numbers captured in public locations

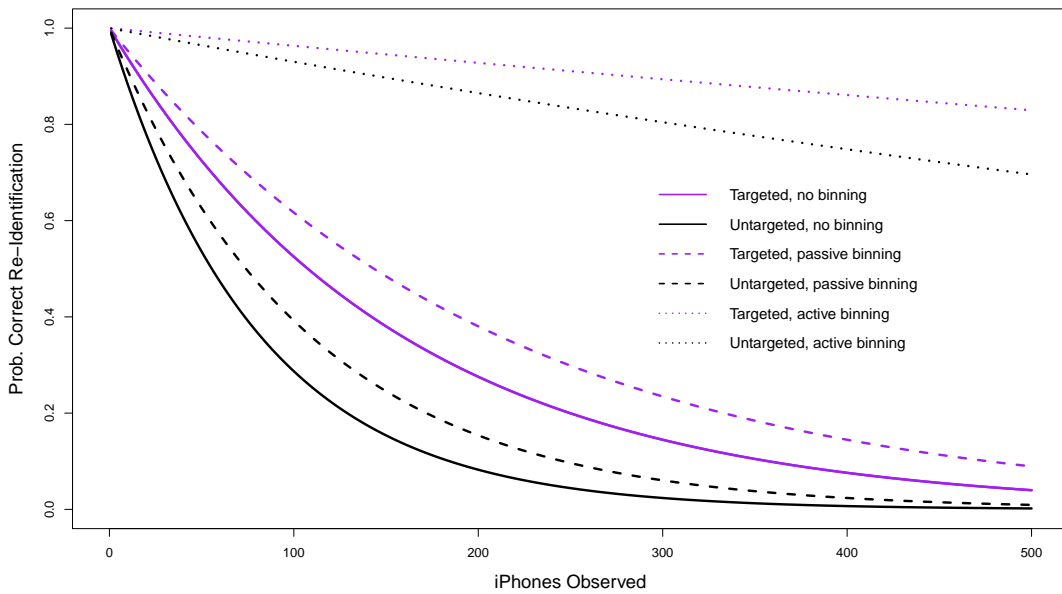


Fig. 11. Re-identification accuracy under different attack scenarios

6 Remediating flaws

In this section, we will recap the flaws we have discovered and discuss how they could be addressed. In most

cases, there is nothing that a user can do to protect themselves. The fixes have to be addressed by Apple at the kernel or firmware level. We believe the most straightforward solution to most of these flaws is to

either remove the plaintext information that is being leaked, if it is not necessary, or encrypt it with the shared encryption key used across all devices on the same iCloud account. We have notified Apple of our findings and hope to work with them to address the issues we have identified.

Handoff messages

The main vulnerability we have discovered in Handoff messages is the presence of a monotonically increasing two-byte sequence number which allows an adversary to defeat MAC address randomization and track a device over a long period of time. However, there appears to be no need for a sequence number in these frames at all. Handoff messages are sent over the BLE advertising channel, meaning that these messages are not part of an established communication link between devices. If a message is missed, there is no mechanism for a receiving device to ask for it to be repeated anyway. The sequence numbers should be removed.

We also found that the clipboard status was being leaked in the clear. This message should be encrypted. Additionally, the data field in each Handoff message (which we believe *is* encrypted) stays constant when a device’s MAC address rotates, which allows an adversary to link two subsequent MAC addresses. Therefore, this encryption should be refreshed whenever the MAC address changes.

Wi-Fi settings and Instant Hotspot

We observed that whenever a user opens the Wi-Fi settings page on an iOS device, a Wi-Fi Settings frame is sent. Nearby devices that are capable of Instant Hotspot respond with an Instant Hotspot frame which contains information such as battery life of the device, how many bars of cellular connectivity it has and what type of cellular service it is connected to. The Wi-Fi Settings frame also contains a cleartext iCloud ID that is shared amongst all devices on the same iCloud account. This not only leaks information about the state of the phone, but may also allow an adversary to link different devices to the same owner by observing the iCloud ID.

The information about the device (battery life, etc.) should be encrypted. Similarly, there is no reason to use a static identifier that facilitates tracking and linking of devices. The identifier could also be encrypted with fresh randomness so that it does not appear the same in two different Wi-Fi Settings frames.

iOS devices also transmit a message when joining a network which includes a hash of the SSID that they are

joining. Again, this hash should incorporate the shared encryption key so that it is cannot be easily reversed by an adversary.

Nearby messages

The Nearby messages are responsible for the most consistent behavioral leakage. Since there is an action code for when the device locks, when the device unlocks, when the user interacts with the device and another one that constantly broadcasts while the screen is on, a passive adversary can always tell whether the device is:

- Locked
- Unlocked and being actively used
- Unlocked but not being actively used (e.g., watching a video)

Encrypting the action codes would effectively stop someone from learning this behavior since the Nearby messages (at least in iOS 12) are sent constantly at a regular interval. If the code is hidden then all that could be seen is a regular transmission of a message with no link to specific behavior.

GATT commands

An adversary can use GATT to query BLE-enabled Apple devices for their exact model even when their MAC address is being randomized. To reduce identifiability of devices, iOS could respond to this query with a less specific identifier (i.e., just “Apple” or “iOS”), or not respond to it at all since it is optional.

MAC randomization

In general, the frequency with which MAC addresses are rotated (every 15 minutes) is a substantial flaw. If an adversary is within range of the device when it rotates, even fixing all of the flaws we have discussed so far, it is not usually difficult to link two subsequent randomized MAC addresses. This is because the rotation event is so infrequent that an adversary can observe that one MAC address stops transmitting at precisely the same time that another one starts and deduce that they are actually the same device. Even worse, since it always happens every 15 minutes, it can be predicted like clockwork. The ideal solution would be for every frame to have a new randomized MAC, but if that is too burdensome then devices should at least have a shorter period of rotation, and that rotation should be done stochastically instead of on a fixed timer.

7 Conclusion

In this work we present several flaws in Apple’s Continuity protocols which leak device and behavioral data to nearby listeners. Individually, each flaw leaks a small amount of information, but in aggregate they can be used to identify and track devices over long periods of time, despite significant efforts in other parts of the BLE protocol to prevent this scenario (MAC randomization). Device designers use short range wireless communications protocols like BLE to generate a fluid user experience across many devices, a very attractive product feature given the proliferation of connected mobile devices. However, securely deploying these technologies presents difficult privacy challenges. Not only do these short-range transmissions inherently leak location information, it seems the most practical uses for these communications are real-time activity updates which are themselves sensitive user data. Finally, the short range nature of these technologies means that signals on two independent channels can often be identified as coming from the same device, meaning that privacy vulnerabilities in one wireless domain could entirely trivialize well-implemented safeguards in another as we have presented here.

Acknowledgment

We would like to thank the Apple privacy team who provided prompt feedback and guidance. Views and conclusions are those of the authors and should not be interpreted as representing the official policies or position of the U.S. Government. The author’s affiliation with The MITRE Corporation is provided for identification purposes only, and is not intended to convey or imply MITRE’s concurrence with, or support for, the positions, opinions or viewpoints expressed by the author. The authors additionally thank Dane Brown, Caroline Sears, and Peter Ryan for technical assistance and feedback.

References

- [1] Apple Continuity Requirements. <https://support.apple.com/en-us/HT204689>, . Accessed: 2019-02-24.
- [2] Apple Continuity Support. <https://support.apple.com/en-us/HT204681>, . Accessed: 2019-02-24.
- [3] Use Bluetooth and Wi-Fi in Control Center with iOS 11 and later. <https://support.apple.com/en-us/HT208086>, . Accessed: 2019-02-24.
- [4] Bluetooth Core Specification. <https://www.bluetooth.com/specifications/bluetooth-core-specification>. Accessed: 2019-02-11.
- [5] Gatt overview. <https://www.bluetooth.com/specifications/gatt/generic-attributes-overview>, . Accessed: 2019-02-21.
- [6] Gatt specifications. <https://www.bluetooth.com/specifications/gatt>, . Accessed: 2019-02-21.
- [7] Handoff Apps. <https://support.apple.com/en-us/HT209455>. Accessed: 2019-02-24.
- [8] App store stats. <https://developer.apple.com/support/app-store/>. Accessed: 2019-02-24.
- [9] The iphone wiki: Models. <https://www.theiphonewiki.com/wiki/Models>. Accessed: 2019-02-21.
- [10] Apple macOS Continuity. <https://www.apple.com/macOS/continuity/>. Accessed: 2019-02-24.
- [11] Apple: Identify your macbook pro model. <https://support.apple.com/en-us/HT201300>. Accessed: 2019-02-21.
- [12] Mixpanel device statistics. https://mixpanel.com/trends/report/iphone_models. Accessed: 2019-02-27.
- [13] Things You Should Know About Bluetooth Range. <https://blog.nordicsemi.com/getconnected/things-you-should-know-about-bluetooth-range>. Accessed: 2019-02-28.
- [14] Bluetooth company identifier list. <https://www.bluetooth.com/specifications/assigned-numbers/company-identifiers>. Accessed: 2019-02-24.
- [15] tile. <https://www.thetileapp.com/en-us/>. Accessed: 2019-02-18.
- [16] N. Abedi, A. Bhaskar, and E. Chung. Bluetooth and wi-fi mac address based crowd data collection and monitoring: benefits, challenges and enhancement. 2013.
- [17] M. V. Barbera, A. Epasto, A. Mei, V. C. Perta, and J. Stefa. Signals from the crowd: uncovering social relationships through smartphone probes. In *Proceedings of the 2013 conference on Internet measurement conference*, pages 265–276. ACM, 2013.
- [18] B. Bonné, A. Barzan, P. Quax, and W. Lamotte. Wifipi: Involuntary tracking of visitors at mass events. In *World of Wireless, Mobile and Multimedia Networks (WoWMoM), 2013 IEEE 14th International Symposium and Workshops on a*, pages 1–6. IEEE, 2013.
- [19] M. Cunche. I Know Your MAC Address: Targeted Tracking of Individual Using Wi-Fi. *Journal of Computer Virology and Hacking Techniques*, 2014.
- [20] K. Fawaz, K.-H. Kim, and K. G. Shin. Protecting Privacy of BLE Device Users. In *25th USENIX Security Symposium (USENIX Security 16)*, pages 1205–1221, 2016.
- [21] M. Haase, M. Handy, et al. Bluetrack—imperceptible tracking of bluetooth devices. In *UbiComp Poster Proceedings*, 2004.
- [22] D. Holger. How 'free' wi-fi hotspots can track your location even when you aren't connected, Nov 2018. URL <https://www.pcworld.com/article/3315197/privacy/free-wi-fi>

hotspots-can-track-your-location-even-when-you-arent-connected.html.

- [23] T. Liebig and A. U. K. Wagoum. Modelling microscopic pedestrian mobility using bluetooth. In *ICAART (2)*, pages 270–275, 2012.
- [24] J. Martin, E. Rye, and R. Beverly. Decomposition of MAC Address Structure for Granular Device Inference. In *Proceedings of the 32nd Annual Conference on Computer Security Applications*, pages 78–88. ACM, 2016.
- [25] J. Martin, T. Mayberry, C. Donahue, L. Foppe, L. Brown, C. Riggins, E. C. Rye, and D. Brown. A Study of MAC Address Randomization in Mobile Devices and When it Fails. *Proceedings on Privacy Enhancing Technologies*, pages 365–383, 2017.
- [26] A. Musa and J. Eriksson. Tracking unmodified smartphones using wi-fi monitors. In *Proceedings of the 10th ACM conference on embedded network sensor systems*, pages 281–294. ACM, 2012.
- [27] A. Soltani. Privacy trade-offs in retail tracking. *Tech@ FTC*. URL <https://www.ftc.gov/news-events/blogs/techftc/2015/04/privacy-trade-offs-retai>, 2015.
- [28] M. Vanhoef, C. Matte, M. Cunche, L. S. Cardoso, and F. Piessens. Why MAC Address Randomization is not Enough: An Analysis of Wi-Fi network discovery mechanisms. In *Proceedings of the 11th ACM on Asia Conference on Computer and Communications Security*, pages 413–424. ACM, 2016.
- [29] M. Versichele, T. Neutens, M. Delafontaine, and N. Van de Weghe. The use of bluetooth for analysing spatiotemporal dynamics of human movement at mass events: A case study of the ghent festivities. *Applied Geography*, 32(2):208–220, 2012.