

Evaluation of Implicit-Explicit Additive Runge-Kutta Integrators for the HOMME-NH Dynamical Core

Christopher J. Vogl¹, Andrew Steyer², Daniel R. Reynolds³, Paul A. Ullrich⁴,
and Carol S. Woodward¹

¹Center for Applied Scientific Computing, Lawrence Livermore National Laboratory, 7000 East Ave.,
Livermore, CA 94550, USA

²Sandia National Laboratories, Albuquerque, NM 87185, PO Box 5800, MS 1320, USA

³Department of Mathematics, Southern Methodist University, PO Box 750156, Dallas, TX 75275, USA

⁴Department of Land, Air and Water Resources, University of California, Davis, Davis, CA 95616, USA

Key Points:

- When using certain ARK IMEX methods, the hydrostatic timestep size can be used for the non-hydrostatic model.
- No single ARK IMEX method outperforms the rest in all metrics, but a small subset does excel in most metrics.
- Hyperviscosity and vertical remap errors can affect global energy error with increased spatial resolution.

arXiv:1904.10115v2 [math.NA] 4 Dec 2019

Abstract

The nonhydrostatic High Order Method Modeling Environment (HOMME-NH) atmospheric dynamical core supports acoustic waves that propagate significantly faster than the advective wind speed, thus greatly limiting the timestep size that can be used with standard explicit time-integration methods. Resolving acoustic waves is unnecessary for accurate climate and weather prediction. This numerical stiffness is addressed herein by considering implicit-explicit additive Runge-Kutta (ARK IMEX) methods that can treat the acoustic waves in a stable manner without requiring implicit treatment of non-stiff modes. Various ARK IMEX methods are evaluated for their efficiency in producing accurate solutions, ability to take large timestep sizes, and sensitivity to grid cell length ratio. Both the Gravity Wave test and Baroclinic Instability test from the 2012 Dynamical Core Model Intercomparison Project (DCMIP) are used to recommend 5 of the 27 ARK IMEX methods tested for use in HOMME-NH.

Plain Language Summary

The Energy Exascale Earth System Model (E3SM) is an ongoing effort to produce actionable projections of variability and change in the Earth system. Advances in computational power has allowed endeavors like E3SM to simulate physical phenomena at finer resolution than ever before. Modeling the atmosphere at these finer resolutions requires improving both the underlying mathematical models and computational techniques. This work focuses on the latter by evaluating cutting-edge computational techniques on a recently-developed atmosphere model and suggesting which of those techniques should be included in the next generation of E3SM.

1 Introduction

In recent years, the global atmospheric modeling community has directed substantial effort towards the development of nonhydrostatic global atmospheric modeling systems (P. A. Ullrich et al., 2017). Although global weather prediction systems, such as the IFS (Wedi et al., 2015), have been run at nonhydrostatic resolutions for years, modern supercomputers are reaching the point where globally uniform nonhydrostatic simulations at sub-10km horizontal grid resolution are now possible on longer timescales for seasonal to decadal prediction (Reale et al., 2017). Even on climatological time scales, investments in the development of regionally-refined models, also known as variable-resolution models, have permitted limited areas of the domain to be simulated with horizontal resolution that is more typical of regional climate models (Zarzycki et al., 2014; Rauscher & Ringler, 2014; Harris et al., 2016; Huang et al., 2016; Rhoades et al., 2018).

A major hurdle in transitioning from hydrostatic to nonhydrostatic models is the numerical stiffness associated with vertical propagation of sound waves. Such waves are largely irrelevant to weather or climate modeling, but the fine vertical grid spacing (on the order of tens of meters) necessitated by the highly stratified nature of the atmosphere relative to the horizontal grid spacing (on the order of 1km or more) provides a major source of numerical stiffness. The standard strategy of using fully implicit methods for integrating numerically stiff equations can be a computational burden in operational models (Evans et al., 2017; Lott et al., 2015) and consequently several alternatives have been developed. One alternative to using fully implicit methods is to use modified equation sets that do not support vertically propagating waves (Ogura & Phillips, 1962; Durran, 1989; Arakawa & Konor, 2009). However, these equations either cannot be employed on all scales or require global communication at each timestep (i.e. Davies et al. (2003); Klein et al. (2010)). A second and commonly used alternative among operational nonhydrostatic models (P. A. Ullrich et al., 2017) is the use of implicit-explicit additive Runge-Kutta (ARK IMEX) methods (Ascher et al., 1997; P. Ullrich & Jablonowski, 2012; Weller et al., 2013; Gardner et al., 2018). These methods work by distinguishing both “slow”

and “fast” terms in the spatially discrete fluid equations, the latter set including vertically-propagating sound waves. The ARK IMEX methods treat the “fast” terms implicitly while retaining an explicit treatment of the “slow” terms, with coefficients and ordering devised in such a manner as to ensure stability and accuracy. A vast library of ARK IMEX methods are now available throughout the published literature, but only a few studies have assessed these methods in the context of nonhydrostatic global atmospheric models (Gardner et al., 2018; Giraldo et al., 2013). It is thus the goal of this paper to outline a number of metrics that can be used in performing this assessment and apply these metrics in the context of a new nonhydrostatic dynamical core.

The dynamical core being assessed in this work is the spectral element nonhydrostatic High-Order Method Modeling Environment: HOMME-NH (Taylor et al., 2019). The hydrostatic version of HOMME-NH is presently used by the Energy Exascale Earth System Model (E3SM) atmospheric component model (E3SM Project, 2018) and the Community Atmosphere Model Spectral Element (CAM-SE) dynamical core (Dennis et al., 2012; Rasch et al., 2018). The spectral element method used in HOMME-NH has many desirable properties for atmospheric modeling including parallel scalability, flexibility, and accuracy (Marras et al., 2016). Of particular importance for this study, the eigenvalues of the spatial SE operator are purely imaginary when explicit diffusion is disabled (P. A. Ullrich et al., 2018). This characteristic suggests that a desirable property of ARK IMEX methods is that the stability region of the explicit method encompasses as large a region of the imaginary axis as possible i.e. Kinnmark and Gray (1984). Although the recommendations for ARK IMEX methods reached at the end of this paper is based on only a single model, the authors believe these conclusions are likely applicable to any problem where the spatial operators for the explicitly-treated problem components have purely imaginary eigenvalues.

The dynamical core studied in Gardner et al. (2018) is similar to HOMME-NH in that both use the spectral element method and, therefore, have a spatial operator with purely imaginary eigenvalues. Furthermore, both dynamical cores partition the computational grid such that every vertical column is placed on only one computational node. This allows for the implicit treatment of vertical terms without inter-node communication. The two dynamical cores do, however, use different model formulations for the atmosphere. Unlike the formulation studied in Gardner et al. (2018), there are only two forcing terms responsible for vertical acoustic wave propagation in the HOMME-NH formulation. As such, this work considers a single splitting that treats only those two terms implicitly. No additional investigation into treating horizontal terms implicitly is conducted because Gardner et al. (2018) found such splitting incurs too much communication cost to be beneficial. Instead, the focus herein is on investigating 18 new ARK IMEX methods specifically developed for systems with purely imaginary eigenvalues, in addition to 9 methods from Gardner et al. (2018) that performed well on the formulation considered there. This work also extends the acceptable solution accuracy criterion in Gardner et al. (2018) to a criterion based on surface pressure.

The remainder of this paper begins with a brief review of the nonhydrostatic model used by HOMME-NH in Section 2. Section 3 then discusses the spatial discretization and hyperviscosity treatment, which has implications on time integrator performance, as well as the 27 time integration schemes that will be evaluated. Section 4 presents the various evaluation criteria and results including verification, energy conservation, and time-to-solution tests. Recommendations on time integration schemes for both HOMME-NH and similar conservative systems, with purely imaginary spatial eigenvalues, are provided in Section 5. That section also recommends some improvements outside of the time integration scheme, which will likely affect time integration performance, before the paper concludes in Section 6.

2 The HOMME Nonhydrostatic Atmosphere Model

The formulation of the nonhydrostatic primitive equations used in HOMME-NH is a modified version of that developed by Laprise (1992):

$$\begin{aligned}
 \frac{\partial \mathbf{u}}{\partial t} + (\nabla_\eta \times \mathbf{u} + 2\boldsymbol{\Omega}) \times \mathbf{u} + \frac{1}{2} \nabla_\eta (\mathbf{u} \cdot \mathbf{u}) + \frac{d\eta}{dt} \frac{\partial \mathbf{u}}{\partial \eta} + \frac{1}{\rho} \nabla_\eta p &= 0, \\
 \frac{\partial w}{\partial t} + \mathbf{u} \cdot \nabla_\eta w + \frac{d\eta}{dt} \frac{\partial w}{\partial \eta} + g(1 - \mu) &= 0, \quad \mu = \frac{\partial p}{\partial \eta} / \frac{\partial \pi}{\partial \eta}, \\
 \frac{\partial \phi}{\partial t} + \mathbf{u} \cdot \nabla_\eta \phi + \frac{d\eta}{dt} \frac{\partial \phi}{\partial \eta} - gw &= 0, \\
 \frac{\partial \Theta}{\partial t} + \nabla_\eta \cdot (\Theta \mathbf{u}) + \frac{\partial}{\partial \eta} (\Theta \frac{d\eta}{dt}) &= 0, \quad \Theta = \frac{\partial \pi}{\partial \eta} \theta, \\
 \frac{\partial}{\partial t} (\frac{\partial \pi}{\partial \eta}) + \nabla_\eta \cdot (\frac{\partial \pi}{\partial \eta} \mathbf{u}) + \frac{\partial}{\partial \eta} (\pi \frac{d\eta}{dt}) &= 0,
 \end{aligned} \tag{1}$$

where g is the acceleration due to gravity, ρ the density, p the pressure, w the velocity component in the direction of the spherical radius (vertical velocity), \mathbf{u} the remaining velocity components (horizontal velocity), ϕ the geopotential, θ the potential virtual temperature, and $\frac{\partial \pi}{\partial \eta}$ the hydrostatic pressure gradient. . After noting that the hydrostatic pressure π is the result of vertically integrating $g\rho$, the hybrid mass-based vertical coordinate η is defined implicitly: $\pi = A(\eta)p_0 + B(\eta)p_s$, where p_0 is the top of atmosphere pressure, p_s is the surface pressure, and (A, B) are linear functions of η such that $(A, B) = (1, 0)$ when η represents the top of the atmosphere and $(A, B) = (0, 1)$ when η represents the surface. The horizontal gradient, divergence, and curl operators in this pressure-based coordinate system are denoted ∇_η , $\nabla_\eta \cdot$, and $\nabla_\eta \times$, respectively. Further details regarding the definition, derivation, and boundary conditions of the HOMME-NH primitive equations can be found in Taylor et al. (2019).

3 Numerical Methods

To solve (1), the unknown fields \mathbf{u} , w , ϕ , Θ , $\frac{\partial \pi}{\partial \eta}$ are discretely represented on a cubed-sphere computational grid. In the horizontal direction, the unknown fields and associated horizontal-derivative operators (i.e. $\nabla_\eta \cdot$, ∇_η , and $\nabla_\eta \times$) in (1) are represented using a fourth-order, mimetic, spectral-element method (Taylor & Fournier, 2010). These discretized operators are mimetic in that $\nabla_\eta \cdot$ and ∇_η are adjoints in a discrete sense. In the vertical direction, the unknown fields are staggered with some quantities expressed at grid cell midpoints and others at grid cell interfaces. The midpoint quantities are \mathbf{u} , Θ , and $\frac{\partial \pi}{\partial \eta}$. The interface quantities are w and ϕ . For vertical-derivative operators (i.e. $\partial/\partial\eta$), the second-order accurate SB81 (Simmons & Burridge, 1981) approach is used. The SB81 discretization is also mimetic and supports a discrete product rule for the discrete spatial derivative operator $\partial/\partial\eta$. Note that these mimetic properties result in a discrete system that both conserves energy and, when linearized about a steady-state solution, has eigenvalues along the imaginary axis. It should also be noted that the computational grid can optionally be remapped in the vertical direction to improve numerical stability; however, the current use of the parabolic spline method (Zerroukat et al., 2006) does not conserve energy in a discrete sense. Additional spatial discretization details can be found in Taylor et al. (2019).

3.1 Integration in time

After the discretization of the spatial-differential operators, (1) is now a system of ordinary differential equations: $d\mathbf{q}/dt = \mathbf{f}(\mathbf{q})$, where $\mathbf{q}(t)$ is the vector of all unknown grid quantities. To address the numerical stiffness caused by the presence of acoustic waves, a typical approach is to separate out the components of $\mathbf{f}(\mathbf{q})$ responsible for vertical acoustic wave propagation. For some nonhydrostatic models, this is not a trivial task (Gardner et al., 2018). For (1), however, the terms to be separated are those that couple the vertical velocity w , the geopotential ϕ , and the non-dimensional quantity μ . Note that if the system is hydrostatic, with no vertically propagating acoustic waves, then μ will be identically 1 because $p = \pi$. This observation motivates an additive splitting, $\mathbf{f}(\mathbf{q}) =$

$\mathbf{f}^E(\mathbf{q}) + \mathbf{f}^I(\mathbf{q})$, given by

$$\begin{aligned}
 \frac{d\mathbf{u}_i}{dt} &= -\underbrace{((\nabla_\eta \times \mathbf{u} + 2\boldsymbol{\Omega}) \times \mathbf{u})_i - \frac{1}{2}(\nabla_\eta(\mathbf{u} \cdot \mathbf{u}))_i - (\dot{\eta}\mathbf{u}_\eta)_i + (\nabla_\eta p/\rho)_i}_{\mathbf{f}_{\mathbf{u}_i}^E}, \\
 \frac{dw_j}{dt} &= -\underbrace{(\mathbf{u} \cdot \nabla_\eta w)_j - (\dot{\eta}w_\eta)_j}_{f_{w_j}^E} + \underbrace{g(\mu_j - 1)}_{f_{w_j}^I}, \quad \frac{d\phi_j}{dt} = -\underbrace{(\mathbf{u} \cdot \nabla_\eta \phi)_j - (\dot{\eta}\phi_\eta)_j}_{f_{\phi_j}^E} + \underbrace{gw_j}_{f_{\phi_j}^I}, \quad (2) \\
 \frac{d\Theta_i}{dt} &= -\underbrace{(\nabla_\eta \cdot (\Theta\mathbf{u}))_i - ((\Theta\dot{\eta})_\eta)_i}_{f_{\Theta_i}^E}, \quad \frac{d(\pi_\eta)_i}{dt} = -\underbrace{(\nabla_\eta \cdot (\pi_\eta\mathbf{u}))_i - ((\pi_\eta \frac{d\eta}{dt})_\eta)_i}_{f_{(\pi_\eta)_i}^E}.
 \end{aligned}$$

where i enumerates values at the center of the grid cell, vertically, and j enumerates values at the vertical edges.

ARK IMEX methods are designed for additively-split systems such as (2), where an explicit RK method is used on \mathbf{f}^E while a diagonally-implicit RK method is used on \mathbf{f}^I . With \mathbf{q}^n denoting the approximate solution of $\mathbf{q}(t)$ at time t_n , these ARK IMEX methods approximate $\mathbf{q}(t_n + \Delta t)$, denoted \mathbf{q}^{n+1} , via

$$\begin{aligned}
 \mathbf{q}^{n+1} &= \mathbf{q}^n + \Delta t \sum_{i=1}^s (b_i^E \mathbf{f}^E(\mathbf{z}_i) + b_i^I \mathbf{f}^I(\mathbf{z}_i)), \text{ where} \\
 \mathbf{z}_i &= \mathbf{q}^n + \Delta t \sum_{j=1}^{i-1} a_{i,j}^E \mathbf{f}^E(\mathbf{z}_j) + \Delta t \sum_{j=1}^i a_{i,j}^I \mathbf{f}^I(\mathbf{z}_j), \quad i = 1, \dots, s.
 \end{aligned}$$

Various conditions on $a_{i,j}^E$, $a_{i,j}^I$, b_i^E , and b_i^I exists to ensure a certain order of accuracy (Araujo et al., 1997). The remaining degrees of freedom can be used to enforce stability properties and improve other aspects of the methods, leading to an abundance of potential IMEX RK methods in the literature. Considering the purely-imaginary eigenvalues associated with the linearization of (1) and the results of Gardner et al. (2018), 26 existing ARK IMEX methods and 1 explicit RK method are selected for evaluation. In addition, a method developed by one of the authors specifically for nonhydrostatic atmosphere models is also evaluated. All 28 methods are listed in Table 1, along with their theoretical order of accuracy, number of stages requiring a nonlinear solve (f^I), number of stages requiring an evaluation of $\mathbf{f}^E(\mathbf{z}_j)$ (f^E), and references. Table B1 contains a more exhaustive list of properties for each ARK IMEX method, and plots of the stability regions for each method are available in a Zenodo archive (Vogl et al., 2019b).

3.2 ARK IMEX implementation using ARKode

Each stage \mathbf{z}_i of an ARK IMEX method requires solving a nonlinear system $\mathbf{F}(\mathbf{z}_i) = \mathbf{0}$. The formation and solving of this system is done using the ARKode package of SUNDIALS (Hindmarsh et al., 2005; Woodward et al., 2018). While ARKode can adaptively adjust timestep sizes by default, this feature is disabled so the timestep size is fixed. The nonlinear system is solved using a Newton approach, where approximations $\mathbf{z}_i^{(m)}$ to stages \mathbf{z}_i for forming \mathbf{q}^{n+1} are iterated from an initial guess $\mathbf{z}_i^{(0)}$, chosen to be \mathbf{q}^n :

$$\mathbf{z}_i^{(m+1)} = \mathbf{z}_i^{(m)} + \boldsymbol{\delta}^{(m+1)}, \quad \left(\mathbf{I} - \Delta t a_{i,i}^I \nabla \mathbf{f}^I(\mathbf{z}_i^{(m)}) \right) \boldsymbol{\delta}_i^{(m+1)} = \mathbf{b}(\mathbf{z}_i^{(m)}).$$

Because \mathbf{f}^I only involves vertical derivatives in (2), the linear system for $\boldsymbol{\delta}_i^{(m+1)}$ is block-diagonal, with one block per vertical column of the computational grid. The resulting linear solve requires no parallel communication because each block is local to single processor. Furthermore, each block is tridiagonal, involving only ϕ_j and w_j , and is thus solved

Name	O	f^I	f^E	Ref.	Name	O	f^I	f^E	Ref.
KGU35*	3	0	5	GU Eq. 56	ARS233	3	2	3	ARS Sec. 2.4
ARS222	2	2	3	ARS97 Sec. 2.6	SSP3333b	3	2	3	CGG $\beta = \frac{2}{3}$
ARS232	2	2	3	ARS97 Sec. 2.5	SSP3333c	3	2	3	CGG $\beta = \frac{\sqrt{3}+3}{6}$
GSA222	2	2	3	BRS Eq. 5.2	ARK324	3	3	4	KC03 ARK3(2)4
SSP2232	2	2	3	RMC Tbl. 2	ARS343	3	3	4	ARS Sec. 2.7
IMKG232(a,b)	2	2	3	SVTG App.	IMKG343a	3	3	4	SVTG App.
IMKG242(a,b)	2	2	4	SVTG App.	ARS443	3	4	4	ARS Sec. 2.8
IMKG252(a,b)	2	2	5	SVTG App.	DBM453	3	4	5	Appendix A
IMKG243a	2	3	4	SVTG App.	ARK436	4	5	6	KC03 ARK4(3)6
IMKG253(a,b)	2	3	5	SVTG App.	ARK437	4	6	7	KC19 ARK4(3)7
IMKG254(a,b,c)	2	4	5	SVTG App.	ARK548	5	7	8	KC19 ARK5(7)8

Table 1. List of numerical integration methods evaluated, listed with name, theoretical overall order (O), number of stages requiring a nonlinear solve (f^I), number of stages requiring an evaluation of $\mathbf{f}^E(\mathbf{z}_j)$ (f^E), and references (ARS: Ascher et al. (1997), BRS: Boscarino et al. (2018), CGG: Conde et al. (2017), GU: Guerra and Ullrich (2016), KC03: Kennedy and Carpenter (2003), KC19: Kennedy and Carpenter (2019), RMC: Rokhzadi et al. (2018), SVTG: Steyer et al. (2019), *fully explicit).

using LAPACK’s tridiagonal solver routines DGTTRF and DGTTRS. The stopping criterion for ARKode is that

$$R_i^{m+1} \|\delta_i^{(m+1)}\|_{\text{WRMS}} < \epsilon, \quad R_i^{m+1} = \max \left(0.3R_i^m, \frac{\|\delta_i^{(m+1)}\|_{\text{WRMS}}}{\|\delta_i^{(m)}\|_{\text{WRMS}}} \right),$$

where $R_i^0 = 1$ and $\epsilon = 10^{-1}$. For a solution vector \mathbf{q} with N components, the weighted root mean squared norm $\|\cdot\|_{\text{WRMS}}$ is defined as

$$\|\mathbf{q}\|_{\text{WRMS}} = \left(\frac{1}{N} \sum_{k=1}^N \left(\frac{q_k}{\epsilon_r |v_k| + \epsilon_{a,k}} \right)^2 \right)^{1/2},$$

where $\epsilon_r = 10^{-6}$, $\epsilon_{a,k} = 10\epsilon_r$ when q_k is either \mathbf{u}_k or w_k , $\epsilon_{a,k} = 10^5\epsilon_r$ when q_k is ϕ_k , $\epsilon_{a,k} = 10^6\epsilon_r$ when q_k is Θ_k , and $\epsilon_{a,k} = \epsilon_r$ when q_k is $\frac{\partial \pi}{\partial \eta_k}$. Here, v_k corresponds to the k th component of the previous time-step solution.

SUNDIALS 3.1.2 was the current version available when this work began and, as such, is the version used herein. The ARKode framework in SUNDIALS 3.1.2 assumes a global nonlinear system and applies the aforementioned Newton method and stopping criterion to all grid cells together. While this approach does not take full advantage of the column structure of the HOMME-NH nonlinear system, the global Newton approach used herein typically required 2 to 3 iterations to reach the stopping criterion using the values of ϵ_r and $\epsilon_{a,k}$ mentioned above. The authors note that more recent versions of SUNDIALS allow for a user-defined nonlinear solver object, where the Newton method and stopping criterion could be applied to each grid column individually. Given the low numbers of iterations needed, we expect the nonlinear solver approach used here is sufficiently efficient to allow for accurate integrator assessments.

3.3 Hyperviscosity

Although the spectral-element method used in HOMME-NH conserves energy in a discrete sense, it also produces persistent nonphysical waves (P. A. Ullrich et al., 2018). To address this in HOMME-NH, hyperviscosity is applied by adding fourth-order, horizontal derivatives to the right-hand side of the ODE system: $d\mathbf{u}_i/dt = \mathbf{f}_{\mathbf{u}_i}^E(\mathbf{q}) - \nu(\Delta^2\mathbf{u})_i$, where ν is the hyperviscosity magnitude. This approach stabilizes the nonphysical waves at the cost of adding a tunable amount of energy dissipation to the system. The hyperviscosity operator is applied, in a sub-stepped fashion if necessary, after (2) is advanced in time. More specifically, the ARK IMEX update is performed first and followed by the hyperviscosity update:

1. $\mathbf{q}_0^{n+1} = \mathbf{q}^n + \Delta t \sum_{i=1}^s (b_i^E \mathbf{f}^E(\mathbf{z}_i) + b_i^I \mathbf{f}^I(\mathbf{z}_i))$
2. $\mathbf{u}_k^{n+1} = \mathbf{u}_{k-1}^{n+1} - \delta t \nu \Delta^2 \mathbf{u}_{k-1}^{n+1}$ for $k = 1, \dots, K$, where $\delta t = \Delta t / K$
3. $\mathbf{u}^{n+1} = \mathbf{u}_K^{n+1}$

This approach does limit formal convergence to first-order in time both because of the first-order Euler time integration and the first-order operator splitting; however, this limitation is usually only seen at timestep sizes significantly below operational Δt values. Furthermore, this approach only requires K computations of $\Delta^2\mathbf{u}$ versus computing $\Delta^2\mathbf{z}_\mathbf{u}$ at each stage of the ARK IMEX method.

4 Evaluation of ARK Methods

The ARK IMEX methods described in Section 3 are evaluated on test problems defined at the 2012 Dynamical Core Model Intercomparison Project (DCMIP), summarized by P. A. Ullrich et al. (2012). The tests are all conducted on the Quartz machine at Lawrence Livermore National Laboratory. Each Quartz node has a 2.1GHz Intel Xeon E5-2695 v4 CPU with 36 cores and 128GB of memory connected to an Omni-Path interconnect. To build the HOMME standalone code, the Intel 16.0.3 compiler is used with MPICH 3.2, NetCDF-C 4.5.0, NetCDF-Fortran 4.4.4, HDF5 1.10.3, and SUNDIALS 3.1.2. A test problem simulating non-orographic gravity waves on a small planet is first used to verify the implementation of the methods. A second test problem simulating a baroclinic instability on a full planet is used to assess energy conservation of the methods and then to evaluate the methods on accurate solution efficiency and the ability to take large timestep sizes. Both test problems are run using 216 MPI ranks across 6 computational nodes. The HOMME-NH code and namelist files are available in a Zenodo archive (Vogl et al., 2019a).

4.1 Non-orographic Gravity Wave Test

For the non-orographic gravity wave test problem, a planet of radius $1/125$ that of Earth with no rotation or surface topography is used. With a prescribed zonal wind speed, pressure and temperature fields can be chosen so that the system initially is in a steady state. The initial condition for this test uses these fields with a perturbation added to the potential temperature to generate a gravity wave. Full details of the setup are available from P. A. Ullrich et al. (2012).

A convergence study is performed to verify the implementation of the ARK IMEX methods, where observed convergence rates of the temperature field are compared to their theoretical predictions. The spatial resolution is held fixed at 4,374 fourth-order horizontal elements ($\approx 1\text{km}$ spacing) with 20 vertical levels of uniform height for each element. For this test, no vertical remap or hyperviscosity sub-stepping is used ($K = 0$). The timestep size (Δt) is varied for each of the ARK IMEX methods. In lieu of an analytic solution, a reference solution from applying the explicit KGU35 method (Guerra

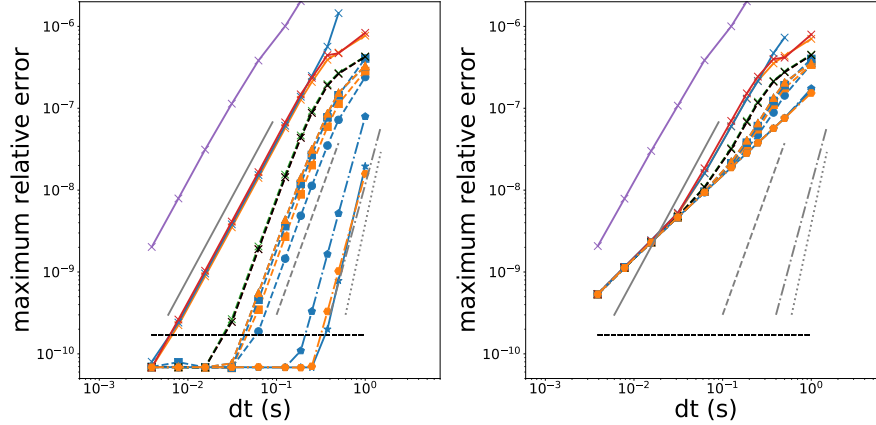


Figure 1. Convergence results for the gravity wave test showing the maximum relative error in temperature between various timestep sizes (s) and a reference solution (left: without hyperviscosity, right: with hyperviscosity, solid-lines: 2nd or 5th order methods, dash-lines: 3rd order methods, dash-dot-lines: 4th order methods; blue solid-line x: ARS222, orange solid-line x: ARS232, purple solid-line x: GSA222, red solid-line x: SSP2232, red dash-line x: ARS233, green dash-line x: SSP3333b, black dash-line x: SSP3333c, orange dash-line triangle: ARK324, blue dash-line triangle: ARS343, blue dash-line square: ARS443, orange dash-line square: DBM453, blue dash-dot-line pentagon: ARK436, orange dash-dot-line hexagon: ARK437, blue solid-line star: ARK548, right panel gray dotted-line: first-order reference, left panel gray solid-line: second-order reference, left panel gray dash-line: third-order reference, left panel gray dash-dot-line: fourth-order reference, left panel gray dotted-line: fifth-order reference, black dash-dot-line: accumulated round-off error estimate). A summary of convergence order without hyperviscosity is shown in Table 2

& Ullrich, 2016) with $\Delta t = 3.90625\text{E}-4$ is used. The maximum relative temperature error across all grid cells at $t = 5\text{h}$ is shown for each Δt in Figure 1.

Note that in the absence of hyperviscosity, the errors of the various ARK IMEX methods decrease at a certain order as Δt is decreased until they reach around $7 \cdot 10^{-11}$. The magnitude of this floor coincides with accumulated numerical round-off error. Using the Intel *epsilon* function, the accumulated round-off error is approximated by multiplying the obtained machine epsilon value ($2.220446049250313 \cdot 10^{-16}$) by the number of timesteps taken in the reference solution (768,000). The resulting value is shown in Figure 1 as a horizontal dashed line. A curve of the form $\alpha \Delta t^\beta$ is fit through the two lowest error values that reside above the dashed line for each method. Table 2 shows good agreement between the measured order β and the order predicted by numerical analysis theory. Similar convergence results for the IMKG methods can be found in Steyer et al. (2019).

Results with hyperviscosity applied are also shown in Figure 1. The particular value for the hyperviscosity coefficient, $\nu = 5 \cdot 10^8 \text{ m}^4/\text{s}$, is chosen by tuning the value suggested by P. A. Ullrich et al. (2018) to the Gravity Wave test. As before, the errors of all the methods decrease as Δt is decreased; however, they are now all limited to first order. This is due to the time-split application of hyperviscosity, as discussed in Section 3. Thus, the benefit of higher-order ARK IMEX methods at small Δt is more-or-less lost, although higher-order methods do show an advantage at larger Δt . The values of Δt where higher-order ARK IMEX methods are advantageous will likely be problem-dependent;

Method	Order (T)	Order (M)	Method	Order (T)	Order (M)
KGU35	3	2.95	ARK324	3	2.96
ARS222	2	1.99	ARS343	3	2.96
ARS232	2	1.98	ARS443	3	2.99
GSA222	2	1.97	DBM453	3	2.96
SSP2232	2	1.98	ARK436	4	3.97
ARS233	3	2.95	ARK437	4	3.95
SSP3333b	3	2.95	ARK538	5	4.75
SSP3333c	3	2.95			

Table 2. Convergence test results for the gravity wave test in the absence of hyperviscosity (T: theoretical, M: measured)

therefore, a test problem that incorporates more features of a full Earth system run is considered next.

4.2 Baroclinic Instability Test

Like the non-orographic gravity wave test, the baroclinic instability test prescribes a zonal wind field that is balanced by pressure and temperature fields. A perturbation to the initial conditions is also added, only now it is to the zonal wind near the surface. Unlike the linear evolution of the gravity wave test, the velocity field in this test becomes unsteady, resulting in a nonlinear evolution. Full details of the setup are available from P. A. Ullrich et al. (2012). The spatial resolution used for all Baroclinic Instability tests is 5,400 fourth-order horizontal elements ($\approx 110\text{km}$ spacing) with 30 vertical levels of varying heights chosen for more resolution near the surface. For this test, hyperviscosity sub-stepping is used with $K = 3$.

4.2.1 Global energy conservation

One metric for determining the ideal ARK IMEX method is how well the time integration scheme conserves global energy. Recall from Section 3 that while the mimetic discrete spatial operators conserve energy, the addition of hyperviscosity and vertical remapping procedure are not conservative and introduce energy conservation error. Figure 1 shows that the hyperviscosity error can dominate the overall error, making the time integration energy conservation error difficult to measure. Furthermore, simulation of the baroclinic instability test for more than a few hours requires vertical remapping of the Lagrangian vertical coordinate. Thus, short simulations are first conducted to compare the energy conservation error from each ARK IMEX method to the errors from the hyperviscosity and vertical remap approaches. While one might use the initial condition of the baroclinic instability test itself for this, the evolution of those conditions is fairly linear for small time and not indicative of the nonlinear environment expected in HOMME-NH. Thus, the result of simulating the baroclinic instability test for 7.5 days with ARS232 at a timestep of 10s, with hyperviscosity ($\nu = 10^{15} \text{ m}^4/\text{s}$) and vertical remap applied at each timestep, is used as an initial condition.

Results are obtained for the second-order ARS232 and third-order ARS343 methods at timesteps of 10s and 20s. These methods are run with four different setups: neither hyperviscosity nor vertical remap, with hyperviscosity ($\nu = 10^{15} \text{ m}^4/\text{s}$) but with-

out vertical remap, without hyperviscosity but with vertical remap at each timestep, and with both hyperviscosity ($\nu = 10^{15} \text{ m}^4/\text{s}$) and vertical remap at each timestep. Each setup is run for 24 hours or until the simulation goes unstable, usually indicated by a negative diagnosed density value. Figure 2 shows the magnitude of relative error in the global energy $E(t)$ over time: $[E(t) - E(0)]/E(0)$. Without hyperviscosity or vertical remap, the simulation goes unstable for both ARS232 and ARS343 in less than 14 hours. The global energy conservation error for both methods at that point is at least an order of magnitude less than when hyperviscosity only is added or when vertical remap only is added. It is worth noting that if either hyperviscosity or vertical remap are present, then neither using a higher-order method (ARS343 vs ARS232) or a smaller timestep (10s vs 20s) results in an improvement in energy conservation error. This lack of improvement indicates that the energy conservation errors from those sources is more dependent on the spatial resolution than on timestep size. Another observation is that while it is expected that global energy is decreased by the addition of hyperviscosity, the addition of vertical remap without hyperviscosity increases global energy. The implications of this behavior are discussed in Section 5.

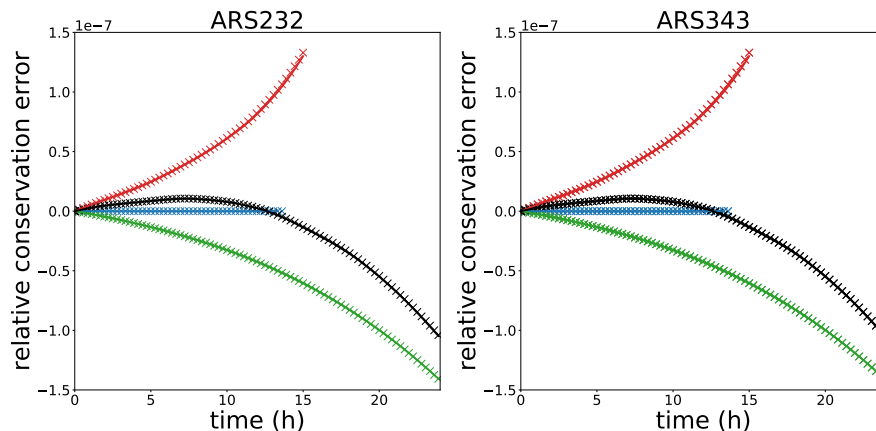


Figure 2. Measure of global energy conservation error from the numerical integrator, hyperviscosity, and vertical remap. (left: ARS232, right: ARS343, blue: integrator, green: integrator & hyperviscosity, red: integrator & vertical remap, black: integrator & hyperviscosity & remap, solid line: $\Delta t = 20\text{s}$, x-marker: $\Delta t = 10\text{s}$)

4.2.2 Largest accurate timestep size

Another metric for determining an ideal ARK IMEX method is how fast an accurate solution can be obtained. This is, of course, dependent on the computational hardware, code compilation, definition of accuracy, and criterion for acceptability. In addition to wall-clock run time, the largest accurate timestep size is analyzed in various ways to address the variability from computational hardware and code compilation. The first measure is the largest accurate timestep size itself, which is independent of CPU clock speed or code compilation. Another measure is the largest accurate timestep size normalized by the number of stages requiring a nonlinear solve, which addresses performance when solving the nonlinear system dominates the computational expense. The final measure obtained is the largest accurate timestep normalized by the number of stages requiring an evaluation of $\mathbf{f}^E(\mathbf{z}_j)$, which addresses performance when inter-node communication dominates the computational expense. Both hyperviscosity, with the ν param-

eter from Section 3.3 set to $10^{15} \text{ m}^4/\text{s}$, and vertical remap are necessary to obtain a 15-day solution and are applied at every timestep.

As in Jablonowski and Williamson (2006) and Taylor et al. (2007), the surface pressure field $p_s(\mathbf{s}, t)$ is used to determine whether a solution is sufficiently accurate. A reference surface pressure field is obtained at 24-hour intervals for 15 days by solving the hydrostatic version of (1), where μ is fixed to 1, for the Baroclinic Instability test using KGU35 with a timestep of 10s. A second hydrostatic solution is obtained using KGU35 with the production timestep of 300s. The difference between the reference surface pressure field after 15 days and the initial condition used is shown in Figure 3. Also shown is the difference between the reference and $\Delta t = 300\text{s}$ solutions after 15 days and the RMS difference in surface pressure. This RMS difference, denoted $\tau(t)$, is used as a tolerance for the accuracy of nonhydrostatic model (1) solutions, which is valid because the Baroclinic Instability test is well within the hydrostatic regime when 5,400 horizontal elements are used with 30 levels. Thus, the largest accurate timestep for each ARK IMEX method can now be defined as the maximum timestep of $\{10, 20, 50, 100, 120, 135, 150, 160, 180, 192, 200, 216, 240, 270, 300, 320\}$ that results in a solution where the RMS difference of the surface pressure field from reference, denoted $\delta(t)$, is less than the tolerance $\tau(t)$ depicted in Figure 3 for all 15 days.

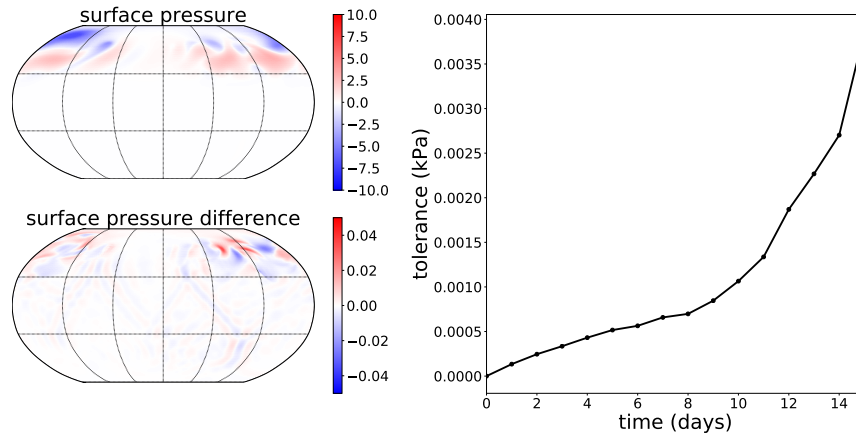


Figure 3. The surface pressure field (kPa) criterion used to determine largest accurate timestep size (top-left: reference surface pressure solution at 15 days, bottom-left: difference between reference solution at 15 days and initial condition, right: RMS difference over time that serves as a tolerance criterion).

The largest accurate timestep size and corresponding wall-clock run times are shown in Table 3. For the largest accurate timestep overall, the ARK548 method produces an accurate solution with the hydrostatic timestep $\Delta t = 300\text{s}$. For the largest accurate timestep normalized by number of stages requiring a nonlinear solve ($\Delta t/f^I$), IMKG242b (2 implicit stages) out performs the ARK548 method and produces an accurate solution in the least amount of time overall. This is consistent with the environment in which these solutions are produced (216 ranks across 6 nodes), where obtaining the nonlinear solutions dominates the computational cost. If enough computational nodes are used such that communication becomes the dominant cost, one might expect IMKG243a to reach an accurate solution before the other methods, as it has the largest accurate timestep normalized by number of stages requiring an evaluation of $\mathbf{f}^E(\mathbf{z}_j)$ ($\Delta t/f^E$).

Method	Δt	$\frac{\Delta t}{f^I}$	$\frac{\Delta t}{f^E}$	Time	Method	Δt	$\frac{\Delta t}{f^I}$	$\frac{\Delta t}{f^E}$	Time
ARS222	20	10	7	8.75	IMKG254a	120	30	24	2.43
ARS232	120	60	40	1.54	IMKG254b	120	30	24	2.51
GSA222	20	10	7	8.81	IMKG254c	100	25	20	2.99
SSP2232	135	68	45	1.49	ARS233	180	90	60	1.07
IMKG232a	50	25	17	3.92	SSP3333 $\frac{b}{c}$	180	90	60	$\frac{1.07}{1.12}$
IMKG232b	50	25	17	3.93	ARK324	240	80	60	1.01
IMKG242a	160	80	40	1.36	ARS343	200	67	50	1.19
IMKG242b	240	120	60	0.90	IMKG343a	160	53	40	1.54
IMKG243a	270	90	68	0.92	ARS443	135	34	34	2.09
IMKG252a	100	50	20	2.38	DBM453	270	68	54	1.09
IMKG252b	120	60	24	1.96	ARK436	216	43	36	1.61
IMKG253a	100	33	20	2.72	ARK437	50	8	7	7.59
IMKG253b	120	40	24	2.21	ARK548	300	50	43	1.5

Table 3. Largest timestep size (Δt), in seconds, for each method that results in a surface pressure error below tolerance and corresponding run time, in hours (f^I : number of stages requiring a nonlinear solve, f^E : number of stages requiring an evaluation of $\mathbf{f}^E(\mathbf{z}_j)$).

4.2.3 Ability to use hydrostatic timestep size

A final metric for determining an ideal ARK IMEX method is whether the current hydrostatic dynamical core timestep of $\Delta t = 300$ s can be used. Certain components of an Earth system model might require HOMME-NH to advance the solution by the hydrostatic timestep before the solution is coupled back to those components. As such, the ability to take the hydrostatic timestep is assessed using the setup of the previous section but without an accuracy criterion. Here, “exceedance” is defined as how much the RMS deviation of surface pressure from the reference solution ($\delta(t)$) exceeds the RMS tolerance ($\tau(t)$). Table 4 shows the largest timestep sizes that yield a 15 day solution, corresponding wall-clock run times, and relative maximum exceedance values, the latter of which is defined as

$$\frac{\max_i (\delta(t_i) - \tau(t_i))}{\delta(t_j)}, \quad \text{where } j = \operatorname{argmax}_j (\delta(t_i) - \tau(t_i)).$$

The six ARK IMEX methods that can produce a solution using $\Delta t = 300$ s are ARK548, DBM453, IMKG252b, IMKG253b, IMKG254a, and IMKG254b methods. Of those six, IMKG252b has the largest timestep normalized by number of stages requiring a nonlinear solve and obtains the solution in the least amount of time. As before, the method with the largest timestep normalized in this fashion is expected to excel in the environment where the nonlinear solution dominates computation cost. Looking at the largest timestep normalized by number of stages requiring an evaluation of $\mathbf{f}^E(\mathbf{z}_j)$, one might expect equal performance across the DBM453, IMKG252b, IMKG253b, IMKG254a, and IMKG254b methods. DBM453 shows significantly higher accuracy than the IMKG methods using $\Delta t = 300$ s while requiring similar run time as IMKG254a or IMKG254b and about 25% more run time than IMKG252b.

Method	Δt	$\frac{\Delta t}{f^I}$	$\frac{\Delta t}{f^E}$	Time	Exc.	Method	Δt	$\frac{\Delta t}{f^I}$	$\frac{\Delta t}{f^E}$	Time	Exc.
ARS222	50	25	17	3.57	.24	IMKG254a	300	75	60	0.98	.61
ARS232	120	60	40	1.54	0	IMKG254b	300	75	60	1.01	.61
GSA222	50	25	17	3.62	.25	IMKG254c	160	40	32	1.84	.38
SSP2232	135	68	45	1.49	0	ARS233	200	100	67	0.98	.11
IMKG232a	100	50	33	1.96	.57	SSP3333 $\frac{b}{c}$	200	100	67	$\frac{0.98}{0.96}$.11
IMKG232b	200	100	67	0.99	.71	ARK324	240	80	58	1.01	0
IMKG242a	160	80	40	1.36	0	ARS343	200	67	50	1.19	0
IMKG242b	240	120	60	0.90	0	IMKG343a	270	90	68	0.92	.55
IMKG243a	270	90	68	0.92	0	ARS443	135	34	34	2.09	0
IMKG252a	160	80	32	1.49	.38	DBM453	300	75	60	0.99	.03
IMKG252b	300	150	60	0.79	.61	ARK436	216	43	36	1.61	0
IMKG253a	200	67	40	1.38	.55	ARK437	50	8	7	7.59	0
IMKG253b	300	100	60	0.92	.61	ARK548	300	50	43	1.5	0

Table 4. Largest timestep size (Δt), in seconds, for each method that results in a solution after 15 days, the corresponding wall-clock run time, in hours, and the relative maximum exceedance of RMS tolerance (f^I : number of stages requiring nonlinear solves, f^E : number of stages requiring evaluation of $\mathbf{f}^E(\mathbf{z}_j)$).

Recall from Section 3 that terms related to vertically-propagating acoustic waves are treated with the implicit Butcher Tableau while the remaining terms, including those related to horizontally-propagating acoustic waves are treated with the explicit Butcher Tableau. If the horizontal grid resolution continues to improve while the vertical grid resolution remains constant, the stability properties of the explicit Butcher Tableau will become more important. Thus, each ARK IMEX method is now used to obtain solutions on planets of decreasing radii to investigate the effect of shrinking horizontal grid cell lengths. Two planets are considered: one with a radius 1/10 that of Earth and a rotation rate 10 times that of Earth, where the hydrostatic timestep size is 30s, and one with a radius 1/100 that of Earth and a rotation rate 100 times that of Earth, where the hydrostatic timestep size is 3s. Following P. A. Ullrich et al. (2012), these two planets are denoted “X10” and “X100” respectively. With the number of grid cells held constant, these setups result in smaller relative horizontal grid cell lengths. Note that the hyperviscosity is adjusted to reflect the different grid cell size ($\nu_{X10} = 10^{12} \text{ m}^4/\text{s}$ and $\nu_{X100} = 10^9 \text{ m}^4/\text{s}$). If the stability of the ARK IMEX method is not sensitive to this change, the largest timestep size should scale with the radius. The results in Table 5 show varying levels of stability sensitivity. Of the methods that can produce a 15-day solution with the hydrostatic timestep ($\Delta t = 300\text{s}$), ARK548 shows strong sensitivity, requiring a timestep size of 19.2s on the X10 planet and of 1.6s on the X100 planet. DBM453 shows more muted sensitivity, requiring a timestep size of 27s on the X10 planet and a timestep size of 2.16 on the X100 planet. That said, the DBM453 timestep sizes are within 10% of the 30s hydrostatic timestep size that IMKG254a, IMKG254b, and IMKG252b can take on the X10 planet, within 2% of the 2.2s timestep size that IMKG252b and IMKG254a can take on the X100 planet, and within 10% of the 2.4s timestep size that IMKG254b can take on the X100 planet.

Method	Δt	Δt_{X10}	Δt_{X100}	Method	Δt	Δt_{X10}	Δt_{X100}
ARS222	50	5.0	0.5	IMKG254a	300	30.0	2.16
ARS232	120	12.0	1.20	IMKG254b	300	30.0	2.40
GSA222	50	5.0	0.50	IMKG254c	160	16.0	1.60
SSP2232	135	13.5	1.35	ARS233	200	18.0	1.80
IMKG232a	100	10.0	1.00	SSP3333 ^b _c	200	18.0	1.80
IMKG232b	200	19.2	1.92	ARK324	240	19.2	1.60
IMKG242a	160	16.0	1.60	ARS343	200	19.2	1.60
IMKG242b	240	24.0	2.40	IMKG343a	270	24.0	2.16
IMKG243a	270	27.0	2.16	ARS443	135	13.5	1.35
IMKG252a	160	16.0	1.60	DBM453	300	27.0	2.16
IMKG252b	300	30.0	2.20	ARK436	216	20.0	1.80
IMKG253a	200	20.0	2.00	ARK437	50	5.0	0.50
IMKG253b	300	30.0	2.16	ARK548	300	19.2	1.60

Table 5. Largest timestep size, in seconds, for each method that results in a solution after 15 revolutions on planets of various radii (Δt : radius equal to that of Earth, Δt_{X10} : radius 1/10th that of Earth, Δt_{X100} : radius 1/100th that of Earth).

5 Recommendations

In Section 4, the 27 ARK IMEX methods listed in Section 3 were evaluated on the metrics of largest timestep size that yields an acceptable accurate solution, largest timestep size that yields a 15-day solution of any accuracy, and sensitivity to horizontal grid resolution. The error contributions of the hyperviscosity and vertical remap approaches of HOMME-NH were also investigated. Noting that the HOMME-NH dynamical core will be solving fully nonlinear, stiff problems from earth system models, the Baroclinic Instability test from 2012 is primarily chosen to evaluate the ARK IMEX methods, as it is both stiff and exhibits nonlinear phenomena. While the performance of any given ARK IMEX method will depend on the particular problem being solved, as well as the computational hardware, the authors are confident in making general recommendations for future development of both HOMME-NH and other dynamical cores.

5.1 ARK IMEX methods for HOMME-NH

The performance of the various ARK IMEX methods on the Baroclinic Instability test for each of the metrics is summarized below by metric, with brackets grouping ARK IMEX methods of equivalent performance within each metric:

1. Largest accurate timestep size (Δt): ARK548, {DBM453, IMKG243a}, {IMKG242b, ARK324}
2. Efficiency in nonlinear solution cost dominated environments ($\Delta t/f^I$): IMKG242b, {IMKG243a, ARS233, SSP3333(b,c)}, and {ARK324, IMKG242a}
3. Efficiency in communication cost dominated environments ($\Delta t/f^E$): IMKG243a, {ARK324, ARS233, IMKG242b, SSP3333(b,c)}, and DBM453

	Accuracy	Solver Cost	Communication Cost	Stability	X10 Stability
ARK324	✓	✓	✓		
DBM453	✓*		✓	✓*	
IMKG242b	✓	✓*	✓		
IMKG243a	✓*	✓	✓*		
IMKG252b				✓*	✓*

Table 6. Recommended ARK IMEX methods along with performance in various metrics: largest accurate timestep size (accuracy), efficiency in nonlinear solution cost dominated environments (solver cost), efficiency in communication cost dominated environments (communication cost), ability to take hydrostatic timestep (stability), and ability to take hydrostatic timestep on X10 planet (X10 stability) (✓: method outperformed most other methods, ✓*: method performed best of all methods)

4. Able to take hydrostatic timestep: {ARK548, DBM453, IMKG252b, IMKG253b, IMKG254a, IMKG254b}
5. Most accurate solution with hydrostatic timestep: ARK548
6. Able to take hydrostatic timestep on X10 planet: {IMKG252b, IMKG253b, IMKG254a, IMKG254b}

While no one ARK IMEX method outperforms the rest in all metrics, there are a handful of methods that consistently perform better than the rest. Thus, the authors recommend that the methods in Table 6, listed in alphabetical order, be implemented and considered for operation in HOMME-NH, followed by accuracy assessments through more in-depth code verification tests. ARK548 does not appear in Table 6 because while the method was able to produce an accurate solution at the hydrostatic timestep, the large number of both explicit and implicit stages make the cost of each timestep significantly higher than that of the methods in Table 6.

5.2 Hyperviscosity and Vertical Remap

It is a major finding of this paper that the benefits of these time integration methods, namely high order-of-accuracy and energy conservation, are essentially negated at very small timestep sizes. While this finding likely does not effect results using current production timestep sizes, it needs to be considered as spatial resolution is increased (effectively reducing production timestep size). Furthermore, the energy conservation error from the vertical remap approach is positive, indicating that the remap process adds energy to the system. The authors therefore recommend investigating possible improvements to these approaches in HOMME-NH. One way to address the hyperviscosity error is to include the application of hyperviscosity in the explicit portion of the ARK IMEX scheme instead of applying it in a split fashion. Meanwhile, the vertical remap approach might be swapped out for one that discretely conserves energy or, if that is not feasible, for one that dissipates a small amount of energy. This might allow for a smaller hyperviscosity coefficient ν , because the results in Figure 2 suggest the coefficient is currently tuned to counteract the energy added by the vertical remap.

6 Conclusions

The non-hydrostatic atmosphere model, presented in Section 2, provides the interesting challenge of handling acoustic wave propagation. This work seeks to find the time integration scheme to be implemented in the HOMME-NH dynamical core that most efficiently addresses this challenge. A class of time integration schemes known as implicit-explicit additive Runge-Kutta (ARK IMEX) methods are selected for evaluation due to their ability to treat troublesome model terms implicitly in time while treating others in an explicit manner, all without losing access to higher-order accuracy. 27 different ARK IMEX methods, listed in Section 3, are evaluated on efficiency in producing an accurate solution, ability to take the corresponding hydrostatic timestep, and sensitivity to horizontal grid resolution. Instead of a single ideal method, the authors recommend 5 ARK IMEX methods be implemented in HOMME-NH and suggest that improvements to the hyperviscosity and vertical remap approaches will significantly improve time integration performance.

In Section 4, the DCMIP 2012 Non-orographic Gravity Wave and Baroclinic Instability tests are used to evaluate the ARK IMEX methods. A convergence test first verifies that the ARK IMEX methods, implemented with ARKode, attain the expected convergence orders in the absence of hyperviscosity. When hyperviscosity is applied in split fashion, however, the test reveals that the error from the hyperviscosity approach in HOMME-NH can dominate the overall error for small enough timestep sizes. This finding was verified with global energy conservation in the Baroclinic Instability test, where the errors from the hyperviscosity and vertical remap approaches were compared to the error from the ARK IMEX method itself. It was found that for small timestep sizes, both the hyperviscosity and vertical remap errors are orders of magnitude larger than the ARK IMEX method, with the vertical remap additionally causing an increase in the global energy of the system. These small timestep sizes are currently below the production timestep size, but increases in spatial resolution will continue to decrease that production timestep size. For this reason, the authors recommend possibly including the hyperviscosity application in the explicit portion of the ARK IMEX method, to reduce the hyperviscosity error and modifying the vertical remap approach to either discretely conserve energy or be slightly dissipative.

For performance at the current production timestep size, the 27 ARK IMEX methods are evaluated on how efficiently an accurate 15-day solution can be produced in the Baroclinic Instability test, which requires both hyperviscosity and vertical remap. An accuracy criterion is defined using the surface pressure, where the error tolerance is defined as the difference between the solution using a production timestep size and a reference solution using a timestep size that is 30 times smaller. In addition to producing a solution of acceptable accuracy in an efficient manner, the ARK IMEX methods are evaluated on the ability to produce a solution, regardless of accuracy, using the hydrostatic timestep of $\Delta t = 300$ s. Finally, the sensitivity of the methods to shrinking horizontal grid-cell lengths was investigated using planets of reduced radii. The methods that excelled in each metric are summarized in Section 5, with the authors recommending that the ARK324, DBM453, IMKG242b, IMKG243a, and IMKG252b methods be implemented in HOMME-NH. The authors encourage future work using the metrics described herein to test newly developed integration techniques, ARK IMEX or otherwise, on more complex test problems (full planet nonhydrostatic dynamics, orography, etc) using both HOMME-NH and other dynamical cores.

Appendix A Custom IMEX ARK method

The DBM453 method is defined by explicit and implicit Butcher tables with shared abscissae $c_E = c_I = (0, 0.1030620881159184, 0.72139131281753662, 1.28181117351981733, 1)$ and shared root nodes $b_E = b_I = (0.87795339639076672, -0.72692641526151549,$

0.7520413715737272, -0.22898029400415090 , 0.32591194130117247). The explicit coefficients are

$$A_E = \begin{bmatrix} 0 & 0 & 0 & 0 & 0 \\ 0.10306208811591838 & 0 & 0 & 0 & 0 \\ -0.94124866143519894 & 1.6626399742527356 & 0 & 0 & 0 \\ -1.3670975201437765 & 1.3815852911016873 & 1.2673234025619065 & 0 & 0 \\ -0.81287582068772448 & 0.81223739060505738 & 0.90644429603699305 & 0.094194134045674111 & 0 \end{bmatrix}$$

and the implicit coefficients are

$$A_I = \begin{bmatrix} 0 & 0 & 0 & 0 & 0 \\ -0.22284985318525410 & \gamma & 0 & 0 & 0 \\ -0.46801347074080545 & 0.86349284225716961 & \gamma & 0 & 0 \\ -0.46509906651927421 & 0.81063103116959553 & 0.61036726756832357 & \gamma & 0 \\ 0.87795339639076675 & -0.72692641526151547 & 0.75204137157372720 & -0.22898029400415088 & \gamma \end{bmatrix}$$

where $\gamma = 0.32591194130117247$. The method was designed to satisfy the following properties:

- (a) 5 stages, with 4 implicit solves per step, with the same coefficient γ used in each implicit solve,
- (b) third order accuracy for both explicit and implicit methods, with third order coupling,
- (c) the explicit method has provably maximal stability along the imaginary axis for a 5-stage method (see (Kinnmark & Gray, 1984)), and
- (d) the implicit method is both A - and L -stable.

Of these, the authors felt that property (c) was of fundamental importance for this application, due to the fact that the eigenvalues of the explicit portion of the model, $\mathbf{f}^E(\mathbf{q})$ lie on the imaginary axis, and frequently serve to limit the maximum stable step size for IMEX methods.

Appendix B IMEX ARK method properties

Table B1 provides a variety of theoretical properties of each of the ARK methods used in this paper. The categories match those from Gardner et al. (2018, Table A1):

- number of implicit solves per step (\mathbf{f}^I column);
- number of explicit stages per step (\mathbf{f}^E column);
- theoretical order of accuracy for the explicit, diagonally-implicit, and overall additive Runge–Kutta methods (Order E, I and A);
- theoretical order of accuracy for internal stages (relevant for order reduction on stiff problems) for the ERK, DIRK and ARK stages (Stage order E, I and A);
- whether the DIRK method is A -, L - and/or B -stable (Stability A, L and B);
- whether the DIRK and ERK methods are stiffly accurate, i.e., the last row of A^I equals b^I , and last row of A^E equals b^E (S.A. DIRK and ERK);
- whether the DIRK and ERK methods share the same solution weights (i.e., $b^I = b^E$) and thus the method will preserve linear invariants to machine precision (b);
- whether the DIRK and ERK methods share the same abscissae (i.e. $c^I = c^E$) and thus \mathbf{f}^I and \mathbf{f}^E are evaluated at the same stage times (c);
- the maximum stable explicit step along the imaginary axis i.e., the largest $y_{max} \geq 0$ such that the ERK method is stable for all $\lambda = iy, 0 \leq y \leq y_{max}$ (Max exp).

These are assessed using the same mechanisms as outlined in Gardner et al. (2018).

Table B1. Properties for each of the ARK methods used in this paper. The column headings are described in the above text.

Method	f^I	f^E	Order			Stage order			Stability			S.A.	S.A.	b	c	Max Exp
			E	I	A	E	I	A	A	L	B	DIRK	ERK			
ARS222	2	3	2	2	2	1	1	1	✓	✓	✗	✓	✓	✗	✓	~0.00
ARS232	2	3	2	2	2	1	1	1	✓	✓	✗	✓	✗	✓	✓	~1.73
GSA222	2	3	2	2	2	1	1	1	✓	✓	✗	✓	✓	✗	✓	~0.00
SSP2232	2	3	2	2	2	1	2	0	✓	✗	✗	✓	✗	✓	✗	~1.73
IMKG232(a,b)	2	3	2	2	2	1	1	0	✓	✓	✗	✓	✓	✓	✗	~2.00
IMKG242(a,b)	2	4	2	2	2	1	1	0	✓	✓	✗	✓	✓	✓	✗	~2.83
IMKG252(a,b)	2	5	2	2	2	1	1	0	✓	✓	✗	✓	✓	✓	✗	~4.00
IMKG243a	3	4	2	2	2	1	1	0	✓	✓	✗	✓	✓	✓	✗	~2.83
IMKG253(a,b)	3	5	2	2	2	1	1	0	✓	✓	✗	✓	✓	✓	✗	~4.00
IMKG254(a,b)	4	5	2	2	2	1	1	0	✗	✗	✗	✓	✓	✓	✗	~4.00
IMKG254c	4	5	2	2	2	1	1	0	✓	✓	✗	✓	✓	✓	✗	~4.00
ARS233	2	3	3	3	3	1	1	1	✓	✗	✓	✗	✗	✓	✓	~1.73
SSP3333b	2	3	3	3	3	1	1	1	✓	✗	✗	✗	✗	✓	✓	~1.73
SSP3333c	2	3	3	3	3	1	1	1	✓	✗	✗	✗	✗	✓	✓	~1.73
ARK324	3	4	3	3	3	1	2	1	✓	✓	✗	✓	✗	✓	✓	~2.48
ARS343	3	4	3	3	3	1	1	1	✓	✓	✗	✓	✗	✓	✓	~2.83
IMKG343a	3	4	3	3	3	1	1	0	✗	✗	✗	✓	✓	✓	✗	~2.83
ARS443	4	4	3	3	3	1	1	1	✓	✓	✗	✓	✓	✗	✓	~1.57
DBM453	4	5	3	3	3	1	1	1	✓	✓	✗	✓	✗	✓	✓	~3.87
ARK436	5	6	4	4	4	1	2	1	✓	✓	✗	✓	✗	✓	✓	~4.00
ARK437	6	7	4	4	4	1	2	1	✓	✓	✗	✓	✗	✓	✓	~4.70
ARK548	7	8	5	5	5	1	2	1	✓	✓	✗	✓	✗	✓	✓	~0.02

Acknowledgments

The authors first wish to acknowledge and express gratitude to David J. Gardner for his help in interfacing the ARKode package with HOMME-NH.

The HOMME-NH and E3SM code, namelist files, post-processing scripts, post-processed data, and plotting scripts are all available in a Zenodo archive (Vogl et al., 2019a). That archive is a snapshot of `homme-nh_ARK_IMEX` branch of the GitHub repository at <https://github.com/cjvog1/E3SM>, which is a fork of the E3SM GitHub repository (E3SM Project, 2018) with the addition of content for reproducing the results presented herein. Further description is in `README.txt` located in the `components/homme/scripts_for_paper` directory of the archive. A second Zenodo archive (Vogl et al., 2019b) provides an archive of plots showing the stability regions for each ARK IMEX method.

This work was supported in part by the U.S. Department of Energy, Office of Science, Office of Advanced Scientific Computing Research and Office of Biological and Environmental Research through the partnership project, “A Non-hydrostatic Variable Resolution Atmospheric Model in ACME.”

This work was performed under the auspices of the U.S. Department of Energy by Lawrence Livermore National Laboratory under contract DE-AC52-07NA27344. Lawrence Livermore National Security, LLC. LLNL-JRNL-770788-DRAFT.

Sandia National Laboratories is a multi-mission laboratory managed and operated by National Technology and Engineering Solutions of Sandia, LLC., a wholly owned subsidiary of Honeywell International, Inc., for the U.S. Department of Energys National Nuclear Security Administration under contract DE-NA0003525. This paper describes

objective technical results and analysis. Any subjective views or opinions that might be expressed in the paper do not necessarily represent the views of the U.S. Department of Energy or the United States Government.

This document was prepared as an account of work sponsored by an agency of the United States government. Neither the United States government nor Lawrence Livermore National Security, LLC, nor any of their employees makes any warranty, expressed or implied, or assumes any legal liability or responsibility for the accuracy, completeness, or usefulness of any information, apparatus, product, or process disclosed, or represents that its use would not infringe privately owned rights. Reference herein to any specific commercial product, process, or service by trade name, trademark, manufacturer, or otherwise does not necessarily constitute or imply its endorsement, recommendation, or favoring by the United States government or Lawrence Livermore National Security, LLC. The views and opinions of authors expressed herein do not necessarily state or reflect those of the United States government or Lawrence Livermore National Security, LLC, and shall not be used for advertising or product endorsement purposes.

References

- Arakawa, A., & Konor, C. S. (2009). Unification of the anelastic and quasi-hydrostatic systems of equations. *Mon. Wea. Rev.*, *137*(2), 710–726. doi: 10.1175/2008MWR2520.1
- Araujo, A., Murua, A., & Sanz-Serna, J. (1997). Symplectic methods based on decompositions. *SIAM J. Numer. Anal.*, *34*(5), 1926–1947. doi: 10.1137/S0036142995292128
- Ascher, U. M., Ruuth, S. J., & Spiteri, R. J. (1997). Implicit-explicit Runge–Kutta methods for time-dependent partial differential equations. *Appl. Numer. Math.*, *25*(2-3), 151–167. doi: 10.1016/S0168-9274(97)00056-1
- Boscarino, S., Russo, G., & Scandurra, L. (2018, November). All Mach Number Second Order Semi-implicit Scheme for the Euler Equations of Gas Dynamics. *J. Sci. Comput.*, *77*(2), 850–884. doi: 10.1007/s10915-018-0731-9
- Conde, S., Gottlieb, S., Grant, Z. J., & Shadid, J. N. (2017). Implicit and implicit-explicit strong stability preserving Runge-Kutta methods with high linear order. *J. Sci. Comput.*, *73*(2-3), 667–690. doi: 10.1007/s10915-017-0560-2
- Davies, T., Staniforth, A., Wood, N., & Thuburn, J. (2003). Validity of anelastic and other equation sets as inferred from normal-mode analysis. *Quart. J. Roy. Meteorol. Soc.*, *129*(593), 2761–2775. doi: 10.1256/qj.02.1951
- Dennis, J. M., Edwards, J., Evans, K. J., Guba, O., Lauritzen, P. H., Mirin, A. A., ... Worley, P. H. (2012). CAM-SE: A scalable spectral element dynamical core for the Community Atmosphere Model. *Internat. J. High Perf. Comput. Appl.*, *26*(1), 74–89. doi: 10.1177/1094342011428142
- Durrán, D. R. (1989). Improving the anelastic approximation. *J. Atmos. Sci.*, *46*(11), 1453–1461. doi: 10.1175/1520-0469(1989)046<1453:ITAA>2.0.CO;2
- E3SM Project. (2018). *Energy Exascale Earth System Model (E3SM)*. (<https://dx.doi.org/10.11578/E3SM/dc.20180418.36>) doi: 10.11578/E3SM/dc.20180418.36
- Evans, K. J., Archibald, R. K., Gardner, D. J., Norman, M. R., Taylor, M. A., Woodward, C. S., & Worley, P. H. (2017). Performance analysis of fully explicit and fully implicit solvers within a spectral element shallow-water atmosphere model. *Internat. J. High Perf. Comput. Appl.*, 1094342017736373. doi: 10.1177/1094342017736373
- Gardner, D. J., Guerra, J. E., Hamon, F. P., Reynolds, D. R., Ullrich, P. A., & Woodward, C. S. (2018). Implicit-explicit (IMEX) Runge-Kutta methods for non-hydrostatic atmospheric models. *Geophys. Model Dev.*, *11*(4), 1497–1515. doi: <https://doi.org/10.5194/gmd-11-1497-2018>

- Giraldo, F., Kelly, J., & Constantinescu, E. (2013). Implicit-explicit formulations of a three-dimensional nonhydrostatic unified model of the atmosphere (NUMA). *SIAM J. Sci. Comput.*, *35*(5), B1162–B1194. doi: 10.1137/120876034
- Guerra, J. E., & Ullrich, P. A. (2016). A high-order staggered finite-element vertical discretization for non-hydrostatic atmospheric models. *Geophys. Model Dev.*, *9*(5), 2007–2029. doi: <https://doi.org/10.5194/gmd-9-2007-2016>
- Harris, L. M., Lin, S.-J., & Tu, C. (2016). High-resolution climate simulations using GFDL HiRAM with a stretched global grid. *J. Climate*, *29*(11), 4293–4314. doi: 10.1175/JCLI-D-15-0389.1
- Hindmarsh, B. P. N., Alan C., Grant, K. E., Lee, S. L., Serban, R., Shumaker, D. E., & Woodward, C. S. (2005). SUNDIALS: Suite of Nonlinear and Differential/Algebraic Equation Solvers. *ACM Trans. Math. Software*, *31*(3), 363–396. doi: 10.1145/1089014.1089020
- Huang, X., Rhoades, A. M., Ullrich, P. A., & Zarzycki, C. M. (2016). An evaluation of the variable-resolution CESM for modeling California’s climate. *J. Adv. Mod. Earth Sys.*, *8*(1), 345–369. doi: 10.1002/2015MS000559
- Jablonski, C., & Williamson, D. L. (2006). A baroclinic instability test case for atmospheric model dynamical cores. *Quart. J. Roy. Meteorol. Soc.*, *132*(621C), 2943–2975. doi: 10.1256/qj.06.12
- Kennedy, C. A., & Carpenter, M. H. (2003). Additive Runge-Kutta schemes for convection-diffusion-reaction equations. *Applied Numerical Mathematics*, *44*(1), 139–181. doi: 10.1016/S0168-9274(02)00138-1
- Kennedy, C. A., & Carpenter, M. H. (2019, February). Higher-order additive Runge-Kutta schemes for ordinary differential equations. *Appl. Numer. Math.*, *136*, 183–205. doi: 10.1016/j.apnum.2018.10.007
- Kinnmark, I. P., & Gray, W. G. (1984). One step integration methods with maximum stability regions. *Math. Comput. Simulation*, *26*(2), 87–92. doi: 10.1016/0378-4754(84)90039-9
- Klein, R., Achatz, U., Bresch, D., Knio, O. M., & Smolarkiewicz, P. K. (2010). Regime of validity of soundproof atmospheric flow models. *J. Atmos. Sci.*, *67*(10), 3226–3237. doi: 10.1175/2010JAS3490.1
- Laprise, R. (1992). The Euler equations of motion with hydrostatic pressure as an independent variable. *Mon. Wea. Rev.*, *120*(1), 197–207. doi: 10.1175/1520-0493(1992)120<0197:TEEOMW>2.0.CO;2
- Lott, P. A., Woodward, C. S., & Evans, K. J. (2015). Algorithmically scalable block preconditioner for fully implicit shallow-water equations in CAM-SE. *Comp. Geosci.*, *19*(1), 49–61. doi: 10.1007/s10596-014-9447-6
- Marras, S., Kelly, J. F., Moragues, M., Mller, A., Kopera, M. A., Vzquez, M., ... Jorba, O. (2016). A review of element-based Galerkin methods for numerical weather prediction: Finite elements, spectral elements, and discontinuous Galerkin. *Arch. Comput. Methods Eng.*, *23*(4), 673–722. doi: 10.1007/s11831-015-9152-1
- Ogura, Y., & Phillips, N. A. (1962). Scale analysis of deep and shallow convection in the atmosphere. *J. Atmos. Sci.*, *19*(2), 173–179. doi: 10.1175/1520-0469(1962)019<0173:SAODAS>2.0.CO;2
- Rasch, P. J., Xie, S., Ma, P.-L., Lin, W., Wang, H., Tang, Q., ... Yang, Y. (2018). An overview of the atmospheric component of the Energy Exascale Earth System Model. *J. Adv. Mod. Earth Sys.*, (under review).
- Rauscher, S. A., & Ringler, T. D. (2014). Impact of variable-resolution meshes on midlatitude baroclinic eddies using CAM-MPAS-A. *Mon. Wea. Rev.*, *142*(11), 4256–4268. doi: 10.1175/MWR-D-13-00366.1
- Reale, O., Achuthavarier, D., Fuentes, M., Putman, W. M., & Partyka, G. (2017). Tropical cyclones in the 7-km NASA global nature run for use in observing system simulation experiments. *J. Atmospheric Ocean. Technol.*, *34*(1), 73–100. doi: 10.1175/JTECH-D-16-0094.1

- Rhoades, A. M., Ullrich, P. A., Zarzycki, C. M., Johansen, H., Margulis, S. A., Morrison, H., ... Collins, W. D. (2018). Sensitivity of mountain hydroclimate simulations in variable-resolution CESM to microphysics and horizontal resolution. *J. Adv. Mod. Earth Sys.*, *10*(6), 1357–1380. doi: 10.1029/2018MS001326
- Rokhzadi, A., Mohammadian, A., & Charron, M. (2018). An Optimally Stable and Accurate Second-Order SSP Runge-Kutta IMEX Scheme for Atmospheric Applications. *J. Adv. Mod. Earth Sys.*, *10*(1), 18–42. doi: 10.1002/2017MS001065
- Simmons, A. J., & Burridge, D. M. (1981). An energy and angular-momentum conserving vertical finite-difference scheme and hybrid vertical coordinates. *Mon. Wea. Rev.*, *109*(4), 758–766. doi: 10.1175/1520-0493(1981)109<0758:AEAAMC>2.0.CO;2
- Steyer, A., Vogl, C. J., Taylor, M., & Guba, O. (2019, June). Efficient IMEX Runge-Kutta methods for nonhydrostatic dynamics. *SIAM J. Sci. Comput.*, (*under review*), preprint on arXiv: 1906.07219.
- Taylor, M. A., Edwards, J., Thomas, S., & Nair, R. (2007). A mass and energy conserving spectral element atmospheric dynamical core on the cubed-sphere grid. *J. Phys. Conf. Ser.*, *78*(1), 012074. doi: 10.1088/1742-6596/78/1/012074
- Taylor, M. A., & Fournier, A. (2010). A compatible and conservative spectral element method on unstructured grids. *J. Comp. Phys.*, *229*(17), 5879–5895. doi: 10.1016/j.jcp.2010.04.008
- Taylor, M. A., Guba, O., Steyer, A., Ullrich, P., Hall, D., & Eldred, C. (2019, August). An energy consistent discretization of the nonhydrostatic equations in primitive variables. *J. Adv. Mod. Earth Sys.*, (*under review*), preprint on arXiv: 1908.04430.
- Ullrich, P., & Jablonowski, C. (2012). Operator-split Runge-Kutta-Rosenbrock methods for nonhydrostatic atmospheric models. *Mon. Wea. Rev.*, *140*(4), 1257–1284. doi: 10.1175/MWR-D-10-05073.1
- Ullrich, P. A., Jablonowski, C., Kent, J., Lauritzen, P. H., Nair, R., Reed, K. A., ... Viner, K. (2017). DCMIP2016: a review of non-hydrostatic dynamical core design and intercomparison of participating models. *Geophys. Model Dev.*, *10*(12), 4477–4509. doi: <https://doi.org/10.5194/gmd-10-4477-2017>
- Ullrich, P. A., Jablonowski, C., Kent, J., Lauritzen, P. H., Nair, R. D., & Taylor, M. A. (2012). *Dynamical core model intercomparison project (DCMIP) test case document.* (https://earthsystemcog.org/site_media/docs/DCMIP-TestCaseDocument_v1.7.pdf)
- Ullrich, P. A., Reynolds, D. R., Guerra, J. E., & Taylor, M. A. (2018). Impact and importance of hyperdiffusion on the spectral element method: A linear dispersion analysis. *J. Comp. Phys.*, *375*, 427–446. doi: 10.1016/j.jcp.2018.06.035
- Vogl, C. J., Steyer, A., Reynolds, D. R., Ullrich, P. A., & Woodward, C. S. (2019a). *Code Archive.* doi: 10.5281/zenodo.2559640
- Vogl, C. J., Steyer, A., Reynolds, D. R., Ullrich, P. A., & Woodward, C. S. (2019b). *Stability Plot Archive.* doi: 10.5281/zenodo.3375044
- Wedi, N., Bauer, P., Denoninck, W., Diamantakis, M., Hamrud, M., Kuhnlein, C., ... Smolarkiewicz, P. (2015). *The modelling infrastructure of the Integrated Forecasting System: Recent advances and future challenges.* (<https://www.ecmwf.int/sites/default/files/elibrary/2015/15259-modelling-infrastructure-integrated-forecasting-system-recent-advances-and-future-challenges.pdf>)
- Weller, H., Lock, S.-J., & Wood, N. (2013). Runge-Kutta IMEX schemes for the horizontally explicit/vertically implicit (HEVI) solution of wave equations. *J. Comp. Phys.*, *252*, 365–381. doi: 10.1016/j.jcp.2013.06.025
- Woodward, C. S., Reynolds, D. R., Gardner, D. J., Hindmarsh, A. C., Balos, C. J., & Peles, S. (2018). *Sundials web page.* (<https://computation.llnl.gov/projects/sundials/sundials-software>)

- Zarzycki, C. M., Levy, M. N., Jablonowski, C., Overfelt, J. R., Taylor, M. A., & Ullrich, P. A. (2014). Aquaplanet experiments using CAM's variable-resolution dynamical core. *J. Climate*, *27*(14), 5481–5503. doi: 10.1175/JCLI-D-14-00004.1
- Zerroukat, M., Wood, N., & Staniforth, A. (2006). The parabolic spline method (psm) for conservative transport problems. *Internat. J. Numer. Methods Fluids*, *51*(11), 1297–1318. doi: 10.1002/fld.1154