

Measuring the Entropy of a Mesoscopic System via Thermoelectric Transport

Yaakov Kleeorin^{1,2}, Holger Thierschmann^{3,4}, Hartmut Buhmann⁴, Antoine Georges^{5,6,7,8}, Laurens W. Molenkamp⁴, and Yigal Meir^{1,9,*}

¹Department of Physics, Ben-Gurion University of the Negev, Beer Sheva 84105, Israel

²Gordon Center for Integrative Science, University of Chicago, Chicago, IL 60637, USA

³Kavli Institute of Nanoscience, Faculty of Applied Sciences, Delft University of Technology, Lorentzweg 1, 2628 CJ, Delft, The Netherlands

⁴Physikalisches Institut (EP III), Universität Würzburg D-97074 Würzburg, Germany

⁵Centre de Physique Theorique, Ecole Polytechnique, CNRS, Université Paris-Saclay, 91128 Palaiseau, France

⁶College de France, 11 place Marcelin Berthelot, 75005 Paris, France

⁷Center for Computational Quantum Physics, Flatiron Institute, 162 Fifth Avenue, New York, New York 10010, USA

⁸DQMP, Université de Geneve, 24 quai Ernest Ansermet, CH-1211 Geneve, Switzerland

⁹The Ilse Katz Institute for Nanoscale Science and Technology, Ben-Gurion University of the Negev, Beer Sheva 84105, Israel

ABSTRACT

Entropy is a fundamental thermodynamic quantity indicative of the accessible degrees of freedom in a system. While it has been suggested that the entropy of a mesoscopic system can yield nontrivial information on emergence of exotic states^{1–3}, its measurement in such small electron-number system is a daunting task. Here we propose a method to extract the entropy of a mesoscopic system from transport measurements. We prove analytically and demonstrate numerically the applicability of the method to a mesoscopic system of arbitrary spectrum and degeneracies. We then apply our procedure to measurements of thermoelectric response of a single quantum dot, and demonstrate how it can be used to deduce the entropy change across Coulomb-blockade valleys, resolving, along the way, a long standing puzzle of the experimentally observed finite thermoelectric response at the apparent particle-hole symmetric point.

1 Introduction

The entropy of a mesoscopic system can yield nontrivial information on emergence of exotic states, such as two-channel Kondo impurity⁴, non-abelian anyons in the $\nu = 5/2$ regime^{1,2} or Majorana modes in topological superconductors³. Nevertheless, the measurement of entropy in such small electron number system is highly nontrivial. Recent elegant experiments^{5,6} have employed thermodynamic Maxwell relation between entropy evolution and chemical potential, $(\partial\mu/\partial T)_n = (\partial S/\partial n)_T$, in order to directly measure entropy transitions in semiconductor quantum dots (QDs). These required measurements of another thermodynamic quantity - the charge of the system as a function of gate voltage, for different temperatures, and hence a specially designed device. Here we propose a different approach to this problem: can one extract information about the entropy from *transport* measurements? Obviously, this requires a measurement of both particle and thermal (entropy/heat) transport. This question has been addressed in the context of bulk solids^{7–10}, with sometimes debated points of view. A general relation exists between the low-temperature thermopower and specific-heat (entropy) of a free electron gas, and this relation appears to apply in a number of materials^{8,9}. However, thermopower is, quite generally, a transport coefficient and its relation to entropy has been shown to be questionable in systems with strongly anisotropic transport for instance¹⁰. In the opposite high-temperature limit, where temperature is the largest energy scale in the system, general relations between the thermopower and derivatives of the entropy can be derived, embodied in the Heikes^{7,11,12} and Kelvin^{10,13} formulas.

The method we propose here is based on a general observation, which is also an important result of our work: in the high-temperature regime the conductance (and thermal response) of an interacting system can be put in the form of a non-interacting conductance formula, provided one takes into account a temperature-dependent shift of the chemical potential (gate voltage). We show that this shift, which can be determined by comparing the actual thermal response of the system to that of the related non-interacting system (which can be estimated using a high-temperature version of the Mott formula¹), can be used to extract the entropy even in the case of arbitrary spectrum and degeneracies, and then demonstrate the usefulness of the approach by applying it to several model systems. One big advantage of our formulation is that one can apply it to any

mesoscopic system where measurements for which both electrical conductance and thermopower data are available. This allows us to apply our procedure to existing data of thermoelectric response of a single QD, and demonstrate how it can be used to deduce the entropy change and the QD's degeneracy. In the process we explain the long standing puzzle of the observation of a non-zero thermopower at the apparent electron-hole symmetry point in the Coulomb Blockade (CB) valley¹⁵.

2 General Formulation

Consider a general mesoscopic system with many-body eigenstates $\Psi_i^{(N)}$, where N is the number of electrons in that state, with energies $E_i^{(N)}$, coupled to two reservoirs, with couplings $V_i^{(x)}$, where x denotes the left or right reservoir. $g_i^{(N)}$ is the degeneracy of the energy $E_i^{(N)}$. In the limit $\Gamma_{ij} \ll T$, where the characteristic level broadening $\Gamma_{ij} = 2\pi V_i V_j \rho$, with ρ the density of states in the reservoirs, and T the temperature, the conductance G through the mesoscopic system can be written as¹⁶

$$G(\mu, T) = \sum G_{ij}(\mu, T) = \sum \mathcal{T}_{ij}^{(0)} \times \left[(P_i^{(N+1)}(\mu, T) + P_j^{(N)}(\mu, T)) \right] \frac{df(E_i^{(N+1)} - E_j^{(N)} - \mu, T)}{d\mu}, \quad (1)$$

where $\mathcal{T}_{ij}^{(0)}$ is equal to Γ_{ij} times the overlap of the $N+1$ -particle many-body wave function $\Psi_j^{(N+1)}$ with the N -particle wavefunction $\Psi_i^{(N)}$, with the addition of the electron tunneling in from the leads (or the reverse process) (see SM, Eq. S1).

In the above $f(E, T)$ is the equilibrium Fermi function, μ the chemical potential, and $P_i^{(N)}(\mu, T) = e^{-(E_i^{(N)} - \mu N)/T} / Z$ is the equilibrium probability of the system to be in the N -particle many-body state i , with Z the partition function. A similar expression can be written for the thermal response (TR), defined as dI/dT , the change in the linear-response current due to temperature difference between the leads, in analogy to conductance, with $df/d\mu$ being replaced by df/dT . For simplicity we assume that the Coulomb energy is significantly larger than T and Γ so that for a given chemical potential, G involves transitions between states with only N or $N+1$ particles.

A crucial step in our formulation is the demonstration that the above general expressions for the conductance and the thermal response for an arbitrary interacting system can be accurately written, in the vicinity of each $N \rightarrow N+1$ transition, as those for a non-interacting system, but with a temperature-dependent effective chemical potential (see SM S1):

$$G_{ij}(\mu, T) = C(T) G_{ij}^{NI}(\mu + \Delta_{ij}(T), T) \quad (2)$$

where G_{ij}^{NI} is the conductance for a non-interacting system with same spectrum and couplings, and $C(T)$ is some temperature dependent prefactor, that will drop out when the relation between G and TR is derived. This temperature dependent shift in the chemical potential is given by

$$\Delta_{ij}(T) = \frac{E_j^{(N+1)} - E_i^{(N)}}{2} + \frac{T}{2} \log \left[\frac{\sum_j g_j^{(N+1)} e^{-E_j^{(N+1)}/T}}{\sum_i g_i^{(N)} e^{-E_i^{(N)}/T}} \right]. \quad (3)$$

In the simple case of a transition from an empty state into a single level, with degeneracy g , this shift reduces to $\frac{1}{2} T \log g$, which has been noticed before^{2,17}, and has been measured experimentally⁶. In that case this shift was attributed to the fact the chemical potential has to shift in order to compensate for the fact there are g ways for an electron to tunnel into the QD, while having a single channel for tunneling out, an asymmetry that has been verified experimentally¹⁸. In contrast, our expression indicates that in the case of many levels, which has not been discussed before, the temperature-dependent part of the shift does not depend on which level the electron tunnels through, and what its degeneracy is. This part of the shift is *identical for all transitions*, and is equal one half of the difference of the canonical free energies between the CB valleys corresponding to N and $N+1$ electrons.

The explicit dependence of Δ_{ij} on T allows us to write, in a similar manner to (2), an explicit expression for the TR of a general interacting system in terms of its conductance and the TR of the related non-interacting system,

$$\text{TR}_{i,j}(\mu, T) = C(T) \text{TR}_{i,j}^{NI}(\mu + \Delta_{ij}(T), T) + G_{i,j}(\mu, T) \Delta_{i,j}/T, \quad (4)$$

The first term on the right can be directly estimated from $G(\mu, T)$ through the Mott formula¹, adapted to high temperatures (see methods and SM S2), which relates the TR of a non-interacting system to the derivative of its conductance with respect to chemical potential. Thus, the deviation of the TR from the Mott formula allows us to estimate $\Delta_{i,j}(T)$, and consequently the entropy difference between these valleys: $\Delta S_{N \rightarrow N+1} = 2d\Delta_{i,j}(T)/dT$.

Explicitly, the procedure we propose is the following: for each temperature we compare the observed TR (left side of Eq. 4) to the right side, the TR evaluated by the Mott formula (where we allow a shift in the chemical potential due to the interactions,

see SM S2), plus a single fitting constant, $A(T)$, times the conductance: the procedure needs only two numbers to map two functions on top of each other. The difference in entropy between the valleys is then given by $2d[TA(T)]/dT$. In the following we demonstrate the usefulness of this formalism in model systems, where one can compare the entropy obtained using the above relation to that calculated directly from thermodynamic considerations, and finally we apply our formalism to available experimental data.

3 Comparison to numerical calculations

Let us start with a simple example where in each CB valley there are $g^{(N)}$ degenerate N -particle states of energy $E^{(N)}$, and all other states can be ignored (i.e. the level spacing is much higher than temperature). In this case the entropy S_N in each valley is equal to $\log g^{(N)}$, and is temperature independent. In this case, since there is only one transition between subspaces of degenerate states, Eq. 4 takes the simple form

$$\text{TR}(\mu, T) = C(T)\text{TR}^{NI}(\mu + \Delta(T), T) + A(T)G(\mu, T) \quad (5)$$

with $A(T) = \log(g^{(N+1)}/g^{(N)})/2$. Fig. 1b illustrates the correspondence between the TR obtained through direct calculation (solid blue curve), using Eq. 1, valid in this range of parameters ($T \gg \Gamma$), and that obtained by the right-hand side of Eq. 5 (orange circles), using the conductance obtained via the same method (Fig. 1a), for a four-fold degenerate interacting QD, relevant, for example, to a carbon nanotube QD (see also experimental section below). In this case there are 4 CB peaks, with degeneracies $g^{(N)} = 0, 4, 6, 4$ and 0 for $N = 0, \dots, 4$. In order to construct the estimate for the TR in Fig. 1b we have used, for each peak, the corresponding entropy difference between the neighboring CB valleys. The figure displays an almost perfect agreement between the direct calculation of the TR and that obtained by our Ansatz (Eq. 5).

In this case, as the entropy ΔS change between the valleys is temperature independent, the estimate of $A(T)$ at a single temperature is directly proportional to ΔS . In particular, the entropy change across the first CB peak is a direct measure of the degeneracy of the QD (4 in the above example). We have repeated the procedure for QDs of arbitrary degeneracy. Fig. 1c depicts the deduced entropy change from our procedure (orange circles), compared to the expected change ($\log g^{(N)}$). We see a perfect agreement even up to large degeneracies. As mentioned above, some aspects of this simple case of a single degenerate level have been addressed before, and it has been suggested that the thermopower through a single-level QD can be used, e.g., to deduce the nature of the neutral modes in the fractional quantum Hall regime².

The novelty of our procedure lies in its application to a multi-level mesoscopic system, such as a multi-level QD, or to a multi-dot system, where the entropy is temperature dependent. As an example, let us consider the case of two singly degenerate levels, with level spacing $\Delta\epsilon$ (describing, for example, a single-level QD in a magnetic field). One expects that when $T \ll \Delta\epsilon$ the entropy of the single-electron system will be equal to zero, while for higher temperature, larger than $\Delta\epsilon$, it will increase to $\log 2$. As the entropy is temperature dependent, one has to perform the procedure for all T in order to extract $A(T)$, its derivative, and consequently the entropy. For simplicity, we assume that the transition through one of the levels dominates the transport, so Eq. 4, which corresponds to a transition between specific states, will also reflect the full transport coefficient of the system. As we will demonstrate, even though a single transition dominates the transport, the resulting procedure yields the full entropy change in the system.

Fig. 1d and e depict, respectively, the calculated conductance and TR, again using Eq. 1, for a specific temperature, $T = \Delta\epsilon$. Fig. 1e also shows the TR derived from our procedure - the fitting gives rise to the single number $A(T = \Delta\epsilon)$ for this temperature. Repeating the same procedure for many temperatures, one is able to produce the whole curve $A(T)$, and then the entropy change, $\Delta S = 2d[TA(T)]/dT$. The resulting estimate for the entropy change is plotted in Fig. 1f along with the direct calculation of the entropy. Again we observe excellent agreement between the entropy deduced in our procedure and the direct calculation. In SM S4 we discuss our procedure for the case when several transitions are relevant to the total transport.

Interestingly, while this formalism was derived for the $T \gg \Gamma$ regime, empirically its validity extends outside this strict regime. Since Eq. 1 does not apply to the regime $T \lesssim \Gamma$, we have employed here the numerical-renormalization-group (NRG) method (see Methods), which is accurate down to zero temperature. Since in this regime the width of the CB peak is determined by interplay of T and Γ , we have allowed for fitting of the effective temperature in $\text{TR}_{i,j}^{NI}(\mu, T)$, the first term on the right-hand side of Eq. 5. (The values of the fitted temperatures may differ by a factor of only up to 1.2 from the actual temperature, making it a fairly accurate measure of electronic temperature in mesoscopic thermal junctions.) Fig. 2 demonstrates that the estimates of the entropy, using our scheme for the cases of a two-fold ($SU(2)$) and four-fold ($SU(4)$) degenerate single-level QD, agree with expected values ($\log 2$ and $\log 4$, respectively, down to $T \simeq 0.1\Gamma$). We note that, in contrast, the suggested thermodynamic scheme described in Hartman et. al.⁵ (also shown in Fig. 2), has a much more limited range of validity, $\Gamma \ll T$. The fitting procedure that corresponds to Eq. 5 remains accurate throughout the presented region of temperatures with coefficient of determination (R^2) values of close to unity (red circles in Fig. 2). This allows us to analyze experiments carried out in this regime.

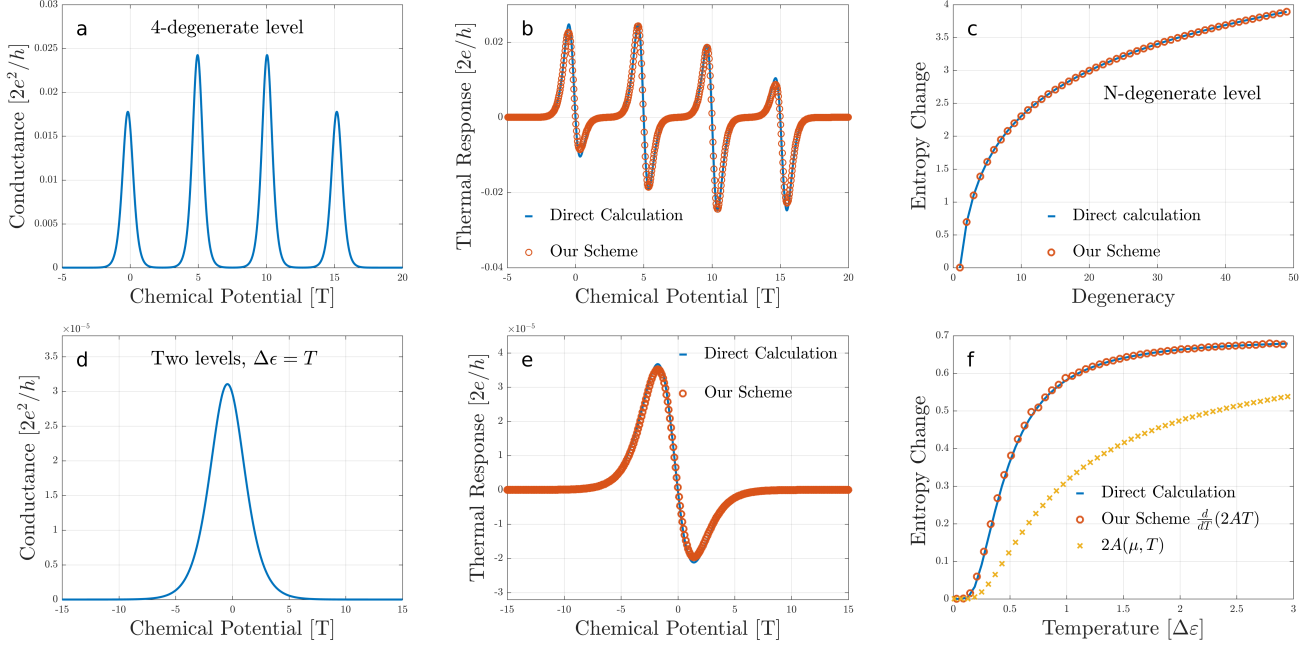


Figure 1. (a,b) Transport coefficients through a fourfold degenerate quantum dot, calculated via Eq. 1: (a) Conductance, (b) TR (solid blue line) with comparison to the derived formula [eq. 5] (red circles). The degeneracies for $n = 0, 1, 2, 3, 4$ -electron many-body states are $g_n = 1, 4, 6, 4, 1$, respectively. Each peak vicinity was fitted with its own $g_{n+1}/g_n = \log(4), \log(6/4), \log(4/6), \log(1/4)$ respectively, from left to right. (c) Entropy change between two valleys with first valley degeneracy $g_n = 1$, as a function of second valley degeneracy g_{n+1} , calculated using the proposed scheme (red o) compared to the exact result (solid blue line). (d,e,f) Transport through a $U \rightarrow \infty$ QD with 2 single-particle non-degenerate interacting levels, separated by $\Delta\epsilon = T$, calculated via Eq. 1: (d) Conductance, (e) TR (solid line) with comparison to the derived formula [eq. 5] (red o). (f) Entropy change between the two valleys as a function of temperature. Direct calculation of entropy (solid blue line) is compared to our scheme ($d2A(T)/dT$), red circles. $A(T)$ is shown as orange crosses.

4 Application to Experiments

One of the main advantages of our approach, compared, e.g. to that of ref.⁵, beyond its wider range of validity, is that it can be readily applied to any previous transport experiment in a mesoscopic system, where the conductance and TR have been measured simultaneously. As an example of the usefulness of the suggested scheme, we have analyzed recent thermoelectric measurement results³ through a QD device, formed in a two dimensional electron system of a GaAs/AlGaAs heterostructure using split-gate technology. This technology allows for a high degree of control over system parameters such as QD energy and tunnel coupling Γ between the QD and the reservoirs, by adjusting the voltages applied to the split gates. The sample is shown in the inset to Fig 4(a). Gates B1, B2 and B3 are used to form the QD (yellow dot). The tunnel coupling between the QD and the reservoirs H and C can be controlled symmetrically adjusting the gate voltage applied to gate B1. Gate P, the so-called plunger gate, is used to continuously tune the electron-chemical potential of the QD, and consequently the number of electrons on the QD. Gate G is not used in these experiments and is kept at ground at all times.

The sample is cooled down in a dilution refrigerator, with an electron base temperature of ≈ 230 mK, in the presence of a small perpendicular magnetic field ($B = 0.6$ T)²⁰. In order to establish a temperature difference ΔT across the QD a small heating current was applied to reservoir H (see methods section and supplementary material), thereby mainly enhancing the electron temperature in that reservoir. The thermovoltage V_{th} is then obtained by recording the voltage drop across the QD as a response to the temperature increase in reservoir H under open circuit conditions (see methods section and SM S5 for further details), thus $V_{th} = TR \times \Delta T/G$.

Fig. 3a and b depict the experimental data for G and V_{th} , respectively, for a pair of CB peaks. Interestingly, the data show that at points of apparent particle-hole symmetry in the conductance (e.g. arrow in Fig. 3b and crossing point in Fig. 4b), V_{th} does not vanish as would be expected from the usual, spin-degenerate QD, described by the standard single-impurity Anderson model²¹. In the following we detail our analysis of these CB peaks. As mentioned above, in the present case where $T < \Gamma \simeq 550 \mu\text{eV}$, in applying our method of finding the entropy of the system, we use the temperature T as an additional fitting parameter. The results of fitting the TR to Eq. 5¹ are depicted in Fig. 3c. As can be seen in the figure, there is a good agreement between the fit and the observed TR in the vicinity of each peak, again using only a couple of fitting parameters to fit

¹Due to the limited availability of the data we used $G(\mu, T)$ instead of $G(\mu, \gamma_2 T)$ to estimate TR^{NI} through the Mott relation. However, this should make a little difference when $T < \Gamma$.

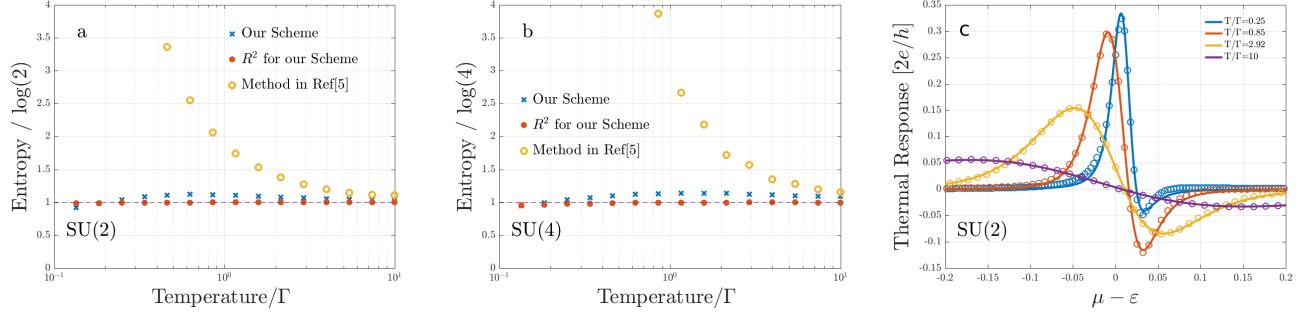


Figure 2. Calculation of the entropy change across the first CB peak for a wide range of temperatures for a (a) two-fold, and (b) four-fold degenerate quantum dot, where the expected entropy changes are $\log 2$ and $\log 4$, respectively. In both panels blue crosses describe our scheme (Eq. 5), using the conductance and TR obtained from numerical-renormalization-group calculations, while the orange circles - the method proposed in Hartman et. al.⁵. The closeness of the R^2 estimate of the fitting procedure (red dots) to unity indicates the excellent agreement between the two curves of TR, as shown in (c). (c) Fitting of the TR obtained directly from the numerics (solid line) with TR obtained from Eq. 5 (circles), for the case in (a), in the vicinity of the first CB peak, for various temperatures. The x -axis in (c) is in units of B , half the band width in the leads, and $\Gamma = 0.01B$ and $U = B$ in all three panels.

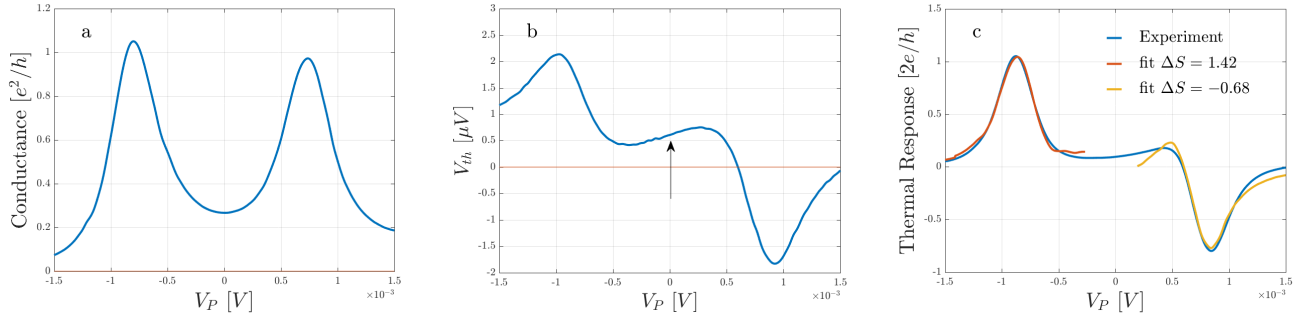


Figure 3. (a,b) Experimental measurements of (a) conductance and (b) thermovoltage through the QD device depicted in the inset in 4a. The thermovoltage has a non-zero value in the middle of the valleys around the apparent particle-hole symmetry point (arrow). (c) Fitting procedure [eq. 5], performed directly on the experimental data and each peak separately.

the whole curve (See SM S3), illustrating the experimental validity of our approach.

In applying our method to the experiment, one needs to translate the measured V_{th} to the thermo-electric response TR by dividing by ΔT . This value, however, is not easily and accurately determined in an experiment and thus leads to uncertainties in the absolute values of the entropy changes across the peaks. On the other hand, the ratio of these entropy changes across consecutive peaks is independent of ΔT , and is found to be -2.07 ± 0.12 for the two peaks depicted in Fig. 3 (the errors estimate is due to variation in possible fitting region around the peaks, see SM S3). The simplest scenario giving rise to such a ratio, is that the entropy change across the first peak is $\log 4$ while the second is $-\log 2$. This means that the first peak signals a transition into a four-fold degenerate state, while the second peak may either correspond to a transition from a four-fold degenerate to a two-fold degenerate state, or from a two-fold degenerate state to a non-degenerate state. This suggests a deviation from the naive picture of consecutive filling of a four-fold degenerate state. Including this scenario into our fit, ΔT is found to be $\approx 20 \text{ mK}$, which is close to the experimental estimate of being of the order of 30 mK (see methods and SM S5).

While the degeneracy of these two levels seems fortuitous, such a model, in fact, has been claimed to be generic for transport through QDs^{22–24}, and has been invoked to explain the repeating phase jumps in the transmission phase through such a dot^{25,26}. In this scenario, two levels of different tunneling width, overlap. At each conductance valley the narrow level is filled by an additional electron, shifting the energies of the narrow and the wide level differently, thus leading naturally, due to the degeneracy, to the entropy change of $\log 4$ across the first peak. In this scenario, after the second conductance peak the narrow level is doubly occupied, and does not play an additional role in transport, while the wide level is shifted up to overlap with another narrow level, and the process repeats itself. This explained the repeated phase change across consecutive conductance peaks^{25,26}, and is, in fact, consistent with the observation that the upshift of the TR from zero at the apparent particle-hole symmetric point happens in consecutive pairs of conductance peaks¹⁵.

Experimentally, one can easily change the tunneling rates Γ between the QD and the leads through the split gate technique. These data, depicted in Fig. 4a and b, can then be used to differentiate between these possible scenarios. We found that the model that best reproduces the experimental findings, is that of a QD with two spinful states with an energy difference $\Delta \varepsilon$ that

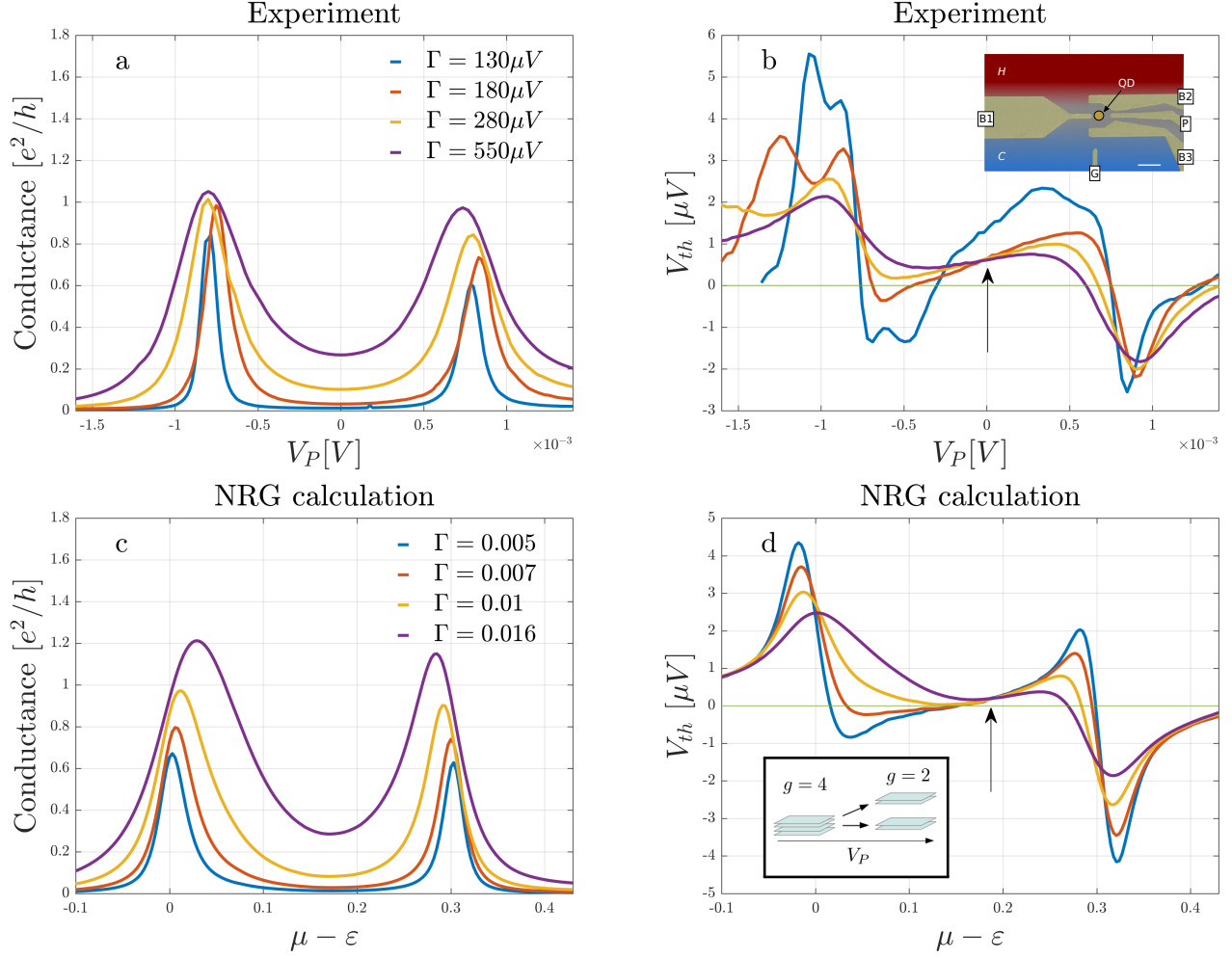


Figure 4. Experimental measurements of (a) conductance and (b) thermovoltage through the same device as in Fig. 3, depicted in false color in the inset to (b), for several values of tunneling widths Γ . The anomalous nonzero value of the crossing point of the TR curves is denoted by an arrow (due to experimental ambiguity of reference chemical potential, the different curves were aligned so that the apparent particle-hole symmetry point is shifted to $V_P = 0$). Theoretical NRG calculations of (c) conductance and (d) thermopower through a QD with two spin-degenerate levels, with linearly varying level spacing, depicted in the inset to (d). The numerical plots were shifted horizontally so that the minima inside the valley for all plots coincided for alignment as in the experimental plots. The results also indicate a non-zero crossing point (arrow). The x-axes in (c) and (d) are in units of B , half the band width in the leads, and we used $U = 0.3B$.

depends on gate voltage. Similar evolution of the degeneracy as a function of chemical potential has already been observed in quantum nano-tubes²⁷.

In this model, around the gate voltage corresponding to the first peak ($V_P \sim -0.75V$), the two levels are almost degenerate yielding a net four-fold degeneracy ($g_N = 0, g_{N+1} = 4$) which is lifted as the gate voltage is tuned toward the second peak, around $V_P \sim 0.75V$ ($g_N = 2, g_{N+1} = 1$) (as illustrated in the inset of Fig. 4d). This interpretation leads to the observed values of entropy change.

Fig. 4c and d depict NRG calculation of a specific model for various values of Γ , where the energy difference between the levels changes linearly with chemical potential, $\Delta\epsilon = a + b(\mu - \epsilon)$, with $a = -0.01, b = 0.13$. The model reproduces the essential experimental features and those captured by varying Γ . Some features in the experimental data, such as small side peaks in the lower two values of Γ , attributed to excited states²⁸, are not captured within the current simple model. Interestingly, this model naturally reproduces the non-zero value of the TR at the seemingly particle-hole symmetric point which is also visible in the experimental data (crossing point in Fig. 4b, marked by an arrow). This anomalous increase of the TR around the middle of the valley is attributed to a non-trivial degeneracy, thus providing a natural explanation that this value of gate voltage does not correspond, in fact, to a particle-hole symmetric point. (An alternative explanation, based on non-linear effects, was suggested in recent work²⁹.)

5 Summary and Discussion

In this work, we have derived a theoretical connection between the entropy and transport coefficients in mesoscopic junctions. This connection relates the TR of a mesoscopic system with arbitrary many-body levels to the conductance and the entropy change between adjacent CB valleys. In the derivation, we assumed large Coulomb energy, $U \gg T$, and high temperature (in comparison to level width Γ). However, we have demonstrated numerically that the method is accurate not only in the region of parameters where it was theoretically derived, but, in fact, also for temperatures well below Γ . This allowed us to apply the method to experimental data in that regime, which yielded not trivial, and in fact unexpected information about the entropy in each CB valley. The deduced theoretical model, which described the experimental QD, reproduced the measured thermopower and resolved the long-standing puzzle of a finite TR in the "apparent" particle-hole symmetric point.

The success of this procedure suggests possible venues to extend this analysis. One direction would be to extend the method to low temperatures, thus enabling the determination the degeneracy of the ground state of the full system. This, for example, is particularly relevant to exotic phases, such as the two-channel Kondo system, where the zero temperature entropy is non zero. If the TR of this system can be utilized to deduce the entropy of the ground state, this can be a smoking gun for the observation of the two channel Kondo ground state³⁰ or other such non Fermi liquid ground states. Another direction where the present investigation can be extended is to investigate a multi-lead setup. Consider two mesoscopic systems, coupled by tunneling and by electron-electron interactions, where each one is coupled to its own leads. Can transport measurements through one of these system yield information about the entanglement entropy of the full system ? As entanglement entropy has become a useful tool to probe various quantum systems (for a review, see, e.g.³¹, such an experimental probe may become an important standard ingredient in investigating these systems.

Methods

High Temperature Mott Relation - In relating the non-interacting conductance and TR we use an adaptation of the Mott relation¹.

$$TR^{NI}(\mu, T) = \gamma_1 T \frac{dG^{NI}(\mu, \gamma_2 T)}{d\mu}, \quad (6)$$

where the superscript *HTM* denotes the high-temperature version of the Mott relation, and $\gamma_2 = 2/\sqrt{3}$, $\gamma_1 = 2\gamma_2^3$ are universal values related to properties of the Fermi function (for derivation, see SM S2). The high-temperature Mott relation smoothly transitions into the Mott relation for lower temperatures, with ~6% difference between them.

Numerical Renormalization Group - for the density-matrix numerical renormalization group (DM-NRG) results we used the open-access Budapest Flexible DM-NRG code^{32,33}. The expectation values and the transmission spectral, required for the evaluation of the conductance through the double dot device¹⁶, were calculated, assuming, for simplicity, equal couplings to the left and right leads, $\Gamma = \pi\rho V^2$, and equal and constant density of states ρ in the two leads, with a symmetric band of bandwidth $2B$, around the Fermi energy.

Experiment - Our sample is designed similar to the one used by Scheibner et al.¹⁵. The electron reservoir H which serves as a hot lead for the quantum dot in our thermopower experiments is shaped into a channel of width $w = 2\mu m$ and length $l = 20\mu m$ (see supplementary figure S4). The QD is situated on one side of the channel, delimited by gates B1 and B2, while the opposite side of the channel is delimited by the two gates Q1 and Q2, forming a quantum point contact (QPC) which is positioned exactly opposite to the quantum dot. The QPC is adjusted to the conductance plateau at $G = 10 e^2/h$. It separates the heating channel H from the reservoir REF which is kept at ground potential. At the two ends of the heating channel (separated by the distance $l = 20\mu m$) the 2DES opens up quickly into large reservoirs. The channel can be contacted electrically through two Ohmic contacts I_1 and I_2 . We apply a heating current $I_h = 70 nA$ to the channel, which is modulated at a low frequency $\omega = 13$ Hz. Because at low temperature electron-electron scattering is the dominant scattering mechanism on length scales up to several $10 \mu m$ in our system, the power P_h introduced through I_h is dissipated inside the channel only into the electron gas while in the larger reservoirs outside the channel, P_h is dissipated into the lattice through electron-lattice interaction. From here the heat gets removed efficiently by the dilution refrigerator. In this manner we establish a locally enhanced electronic temperature in the channel while the rest of the 2DES remains approximately at base temperature. Using the thermopower of the QPC as a thermometer⁴ we estimate that for the given I_h , T_{el} in the channel increases by $\Delta T \approx 30$ mK. We note that because I_h gets modulated with ω , the temperature in the heating channel oscillates with 2ω since the dissipated power $P_h \propto I_h^2 \propto \sin^2(\omega t) \propto \cos(2\omega t)$. This provides all temperature driven effects with a clear signature of an oscillation frequency of 2ω . The thermovoltage V_{th} of the QD is obtained by measuring the potential difference between the contacts of the two cold reservoirs V_{ref} and V_C using a Lock-In amplifier operating at $2\omega = 26 Hz$. Since the QPC is adjusted to a conductance

plateau its contribution to the V_{th} is zero. Hence the measured signal can be attributed fully to the QD. In order to suppress any potential fluctuations at ω in close vicinity to the QD structure, which may occur due to unwanted capacitive coupling inside the sample, we let the excitation voltage for the heating current at both contacts of the heating channel oscillate symmetrically with respect to ground. Since reservoir REF is kept grounded, this suppresses oscillations of the electrical potential at ω around the QD structure.

References

1. Ben-Shach, G., Laumann, C. R., Neder, I., Yacoby, A. & Halperin, B. I. Detecting Non-Abelian Anyons by Charging Spectroscopy. *Physical Review Letters* **110**, 106805 (2013). URL <https://link.aps.org/doi/10.1103/PhysRevLett.110.106805>.
2. Viola, G., Das, S., Grosfeld, E. & Stern, A. Thermoelectric probe for neutral edge modes in the fractional quantum hall regime. *Physical Review Letters* **109**, 146801 (2012). [1203.3813](https://doi.org/10.1103/PhysRevLett.109.146801).
3. Smirnov, S. Majorana tunneling entropy. *Physical Review B* **92**, 195312 (2015). URL <https://link.aps.org/doi/10.1103/PhysRevB.92.195312>.
4. Andrei, N. & Destri, C. Solution of the Multichannel Kondo Problem. *Physical Review Letters* **52**, 364–367 (1984). URL <https://link.aps.org/doi/10.1103/PhysRevLett.52.364>.
5. Hartman, N. *et al.* Direct entropy measurement in a mesoscopic quantum system. *Nature Physics* **14**, 1083–1086 (2018). URL <https://doi.org/10.1038/s41567-018-0250-5>.
6. Cockins, L. *et al.* Energy levels of few-electron quantum dots imaged and characterized by atomic force microscopy. *Proceedings of the National Academy of Sciences* **107**, 9496–9501 (2010). URL <http://www.pnas.org/cgi/doi/10.1073/pnas.0912716107>. [0910.0005](https://doi.org/10.1073/pnas.0912716107).
7. Chaikin, P. M. & Beni, G. Thermopower in the correlated hopping regime. *Physical Review B* **13**, 647–651 (1976). [arXiv:1011.1669v3](https://arxiv.org/abs/1011.1669v3).
8. Behnia, K., Jaccard, D. & Flouquet, J. On the thermoelectricity of correlated electrons in the zero-temperature limit. *Journal of Physics Condensed Matter* **16**, 5187–5198 (2004). [0405030](https://arxiv.org/abs/0405030).
9. Zlatić, V., Monnier, R., Freericks, J. K. & Becker, K. W. Relationship between the thermopower and entropy of strongly correlated electron systems. *Physical Review B* **76**, 85122 (2007). [0512288](https://arxiv.org/abs/0512288).
10. Mravlje, J. & Georges, A. Thermopower and Entropy: Lessons from Sr₂RuO₄. *Physical Review Letters* **117**, 036401 (2016). [1504.03860](https://arxiv.org/abs/1504.03860).
11. R.R. Heikes and R.W. Ure. *Thermoelectricity: science and engineering* (Interscience Publishers: New York, London, 1961).
12. Doumerc, J. P. Thermoelectric Power for Carriers in Localized States: A Generalization of Heikes and Chaikin-Beni Formulae. *Journal of Solid State Chemistry* **109**, 419–420 (1994).
13. Peterson, M. R. & Shastry, B. S. Kelvin formula for thermopower. *Physical Review B* **82**, 195105 (2010). [1001.3423](https://arxiv.org/abs/1001.3423).
14. Cutler, M. & Mott, N. F. Observation of anderson localization in an electron gas. *Physical Review* **181**, 1336–1340 (1969). [arXiv:1011.1669v3](https://arxiv.org/abs/1011.1669v3).
15. Scheibner, R., Buhmann, H., Reuter, D., Kiselev, M. N. & Molenkamp, L. W. Thermopower of a kondo spin-correlated quantum dot. *Physical Review Letters* **95**, 176602 (2005). [0410671](https://arxiv.org/abs/0410671).
16. Meir, Y. & Wingreen, N. S. Landauer formula for the current through an interacting electron region. *Physical Review Letters* **68**, 2512–2515 (1992).
17. Beenakker, C. W. J. Theory of Coulomb-blockade oscillations in the conductance of a quantum dot. *Physical Review B* **44**, 1646–1656 (1991).
18. Beckel, A. *et al.* Asymmetry of charge relaxation times in quantum dots: The influence of degeneracy. *Europhysics Letters* **106**, 47002 (2014). [1402.5908](https://arxiv.org/abs/1402.5908).
19. Thierschmann, H. Heat Conversion in Quantum Dot Systems. *Thesis* (2014).
20. Van der Wiel, W. G. *et al.* The Kondo effect in the unitary limit. *Science* **289**, 2105–2108 (2000). [0009405](https://arxiv.org/abs/0009405).
21. Costi, T. A. & Zlatić, V. Thermoelectric transport through strongly correlated quantum dots. *Physical Review B* **81**, 235127 (2010). URL <https://link.aps.org/doi/10.1103/PhysRevB.81.235127>. [1004.1519](https://arxiv.org/abs/1004.1519).

22. Silvestrov, P. G. & Imry, Y. Towards an explanation of the mesoscopic double-slit experiment: A new model for charging of a quantum dot. *Physical Review Letters* **85**, 2565–2568 (2000).
23. Silvestrov, P. G. & Imry, Y. Spin effects and transport in quantum dots with overlapping resonances. *Physical Review B* **65**, 35309 (2001). URL <http://link.aps.org/doi/10.1103/PhysRevB.65.035309>.
24. Golosov, D. I. & Gefen, Y. Transmission through quantum dots: Focus on phase lapses. *Physical Review B* **74**, 205136 (2006).
25. Yacoby, A., Heiblum, M., Mahalu, D. & Shtrikman, H. Coherence and Phase Sensitive Measurements in a Quantum Dot. *Physical Review Letters* **74**, 4047–4050 (1995). URL <http://link.aps.org/doi/10.1103/PhysRevLett.74.4047>.
26. Yacoby, A., Schuster, R. & Heiblum, M. Phase rigidity and $h/2e$ oscillations in a single-ring Aharonov-Bohm experiment. *Physical Review B* **53**, 9583–9586 (1996).
27. Pecker, S. *et al.* Observation and spectroscopy of a two-electron Wigner molecule in an ultraclean carbon nanotube. *Nature Physics* **9**, 576–581 (2013). [1302.1877](https://doi.org/10.1038/nphys1877).
28. Beenakker, C. W. & Staring, A. A. Theory of the thermopower of a quantum dot. *Physical Review B* **46**, 9667–9676 (1992).
29. Karki, D. B. & Kiselev, M. N. Thermoelectric transport through a SU(N) Kondo impurity. *Physical Review B* **96**, 121403 (2017).
30. Potok, R. M., Rau, I. G., Shtrikman, H., Oreg, Y. & Goldhaber-Gordon, D. Observation of the two-channel Kondo effect. *Nature* **446**, 167–171 (2007). [0610721](https://doi.org/10.1038/0610721).
31. Amico, L., Fazio, R., Osterloh, A. & Vedral, V. Entanglement in many-body systems. *Reviews of Modern Physics* **80**, 517–576 (2008). [0703044](https://doi.org/10.1103/RevModPhys.80.517).
32. Tóth, A. I., Moca, C. P., Legeza, Á. & Zaránd, G. Density matrix numerical renormalization group for non-Abelian symmetries. *Physical Review B* **78**, 245109 (2008). [0802.4332](https://doi.org/10.1103/PhysRevB.78.245109).
33. O. Legeza, C. P. Moca, A. I. Toth, I. Weymann, G. Z. Manual for the Flexible DM-NRG code. *arXiv:0809.3143* URL <http://www.phy.bme.hu/~dmnrg/>.
34. Molenkamp, L. W., Van Houten, H., Beenakker, C. W. J., Eppenga, R. & Foxon, C. T. Quantum oscillations in the transverse voltage of a channel in the nonlinear transport regime. *Physical Review Letters* **65**, 1052–1055 (1990).

Acknowledgements

We thank L. Maier for sample fabrication and D. Reuter and A.D. Wieck (Ruhr-University Bochum) for providing the hetero structure. The work in Würzburg has been funded by the Deutsche Forschungsgemeinschaft DFG (SPP1386). We thank P. Moca and G. Zarand for scientific discussions and help with the DM-NRG code. Y.M. acknowledges support from ISF grant 292/15. HT acknowledges funding through the European research council (Grant No. 339306, METIQUM). AG and YM acknowledge the KITP at the University of California at Santa Barbara, where this project has initiated, supported in part by NSF Grant No. PHY17-48958, NIH Grant No. R25GM067110, and the Gordon and Betty Moore Foundation Grant No. 2919.01.

Supplementary Material

S1. Derivation of Eqs. 2 and 3

Eq. 2 of the main text expresses the conductance (and TR) of the full interacting system with arbitrary spectrum and wavefunctions, in terms of these quantities for the non-interacting system, an expression which is valid in the high temperature ($T \gg \Gamma$), Coloumb-blockade regime ($U \gg T$) regime. Following Eq. 1 of the main text, we can generally write the expressions for conductance and TR

$$G(\mu, T) = \sum_{ij} G_{ij} = \sum_{ij} \frac{e^2}{h} \mathcal{T}_{ij}^{(0)} \times (P_i^{(N)} + P_j^{(N+1)}) \frac{df(E_j^{(N+1)} - E_i^{(N)} - \mu, T)}{d\mu} \quad (S1)$$

$$\text{TR}(\mu, T) = \sum_{ij} \text{TR}_{ij} = \sum_{ij} \frac{e}{h} \mathcal{T}_{ij}^{(0)} \times (P_i^{(N)} + P_j^{(N+1)}) \frac{df(E_j^{(N+1)} - E_i^{(N)} - \mu, T)}{dT}$$

where the sum is over all states i and j in the N and $N+1$ -electron subspaces, respectively, and

$\mathcal{T}_{ij}^{(0)} = \sum_{n,m} \Gamma_{ij} \langle \psi_j | d_n^\dagger | \psi_i \rangle \langle \psi_i | d_m | \psi_j \rangle$. In the above, we used the fact that for large U the transport properties only involve, at the most, two N -electron subspaces, say N and $N+1$. In equilibrium, the probability that the system is in a specific N or $N+1$ many-body state is

$$P_i^{(N)}(\mu, T) = \frac{1}{Z(\mu, T)} \exp\left(-\frac{E_i^{(N)} - N\mu}{T}\right), \quad P_j^{(N+1)}(\mu, T) = \frac{1}{Z(\mu, T)} \exp\left(-\frac{E_j^{(N+1)} - (N+1)\mu}{T}\right) \quad (S2)$$

where $Z = \sum_i \exp\left[(E_i^{(N)} - N\mu)/T\right] + \sum_j \exp\left[(E_j^{(N+1)} - (N+1)\mu)/T\right]$ is the partition function.

We define the function $K_{ij}(\epsilon - \mu, T)$ by the relation

$$\frac{d}{d\mu} K_{ij}(\epsilon - \mu, T) = (P_i^{(N)} + P_j^{(N+1)}) \frac{df(\epsilon - \mu, T)}{d\mu}. \quad (S3)$$

The main observation is that, since the factor $(P_i^{(N)} + P_j^{(N+1)})$ approaches a constant in the limits $\mu \rightarrow \pm\infty$, and $f(\epsilon - \mu, T)$ drops, as a function of μ , from unity to zero on a scale of T , the function K will also change from a constant to zero on the scale of T , and thus can be well described by a, possibly shifted, Fermi function, $K_{ij}(\epsilon - \mu, T) \simeq C f(\epsilon - \mu - \Delta_{ij})$. This Ansatz allows one to write, for the relevant conductance term

$$G_{ij}(\mu, T) \simeq C \mathcal{T}_{ij}^{(0)} \frac{d}{d\mu} f(E^{(N+1)} - E^{(N)} - \mu - \Delta_{ij}(T), T). \quad (S4)$$

Eq. S4 is identical, up to a multiplicative constant, to the conductance of a non-interacting system with the same spectrum and matrix elements, but a shifted chemical potential (Eq. 2 of the main text). In order to find $\Delta_{ij}(T)$ one has to compare the positions of the peaks of $dK/d\mu$ and $df/d\mu$. Before deriving it for the general case, let us look at a simple case – an M -level QD, in which all the M single-electron levels are degenerate with energy ϵ and repel one another by the Coulomb repulsion U . In this system the energy of the N -electron many-body state is $E^{(N)} = N\epsilon + N(N-1)U/2$, and the degeneracy of each many-body energy is $g^{(N)} = \binom{M}{N}$. The partition function is given by

$Z = g^{(N)} \exp\left[(E^{(N)} - N\mu)/T\right] + g^{(N+1)} \exp\left[(E^{(N+1)} - (N+1)\mu)/T\right]$. The equation for the function K can be solved

analytically to give $K(\epsilon, T) = \log\left(1 + [h-1]f(\epsilon, T)\right)/\log(h)$, with $h = (g^{(N+1)}/g^{(N)})$. This function can be well approximated by $f(x - \Delta(T), T)$, with $\Delta(T) = T \log(h)/2$. Fig. S5a depicts the first Coulomb blockade peak in the conductance through such a QD, with varying degeneracies, using the full expression (Eq. S1) and the Ansatz (Eq. S4) with excellent agreement, though there are noticeable deviations for degeneracy ratios $h \gtrsim 5$, which are usually physically irrelevant. Following the same procedure for the general case, one can again calculate Δ_{ij} analytically, which results in Eq. 3 of the main text.

While the expression for the conductance looks exactly like that of a non-interacting system with transmission coefficient $\mathcal{T}^{(0)}$ and a shifted chemical potential, $\mu \rightarrow \mu + \Delta(T)$, the temperature dependence of the shift Δ will lead to an additional contribution to the TR from $d\Delta(T)/dT$ (Eq. 4 of the main text). It is this additional contribution that allows us to determine the

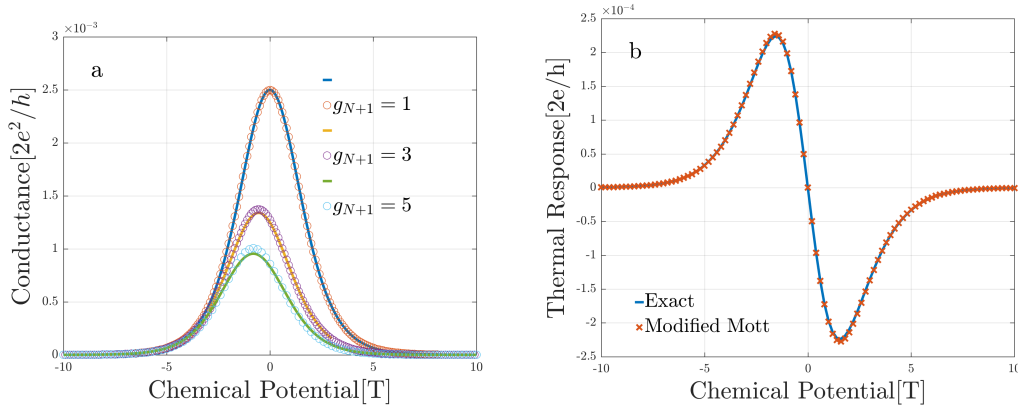


Figure S5. (a) Conductance through a quantum dot as a function of chemical potential in the vicinity of the $N \rightarrow N + 1$ peak for various degeneracies $g^{(N+1)}$ with $g^{(N)}$ kept at 1. The solid line is the exact calculation (Eq. S1) while the circles are a calculation with an effective Fermi function (Eq. S4). (b) The high-temperature Mott relation illustration: direct calculation of TR (solid line) and calculation of TR using the modified Mott relation (crosses) as a function of chemical potential (in units of temperature) in a system with a single level with energy $\epsilon = 0$.

entropy difference (see main text and below). Explicitly, the TR can be treated similarly to the conductance (Eq. S4), where the derivative with respect to μ is replaced by derivation with respect to temperature. This can be rewritten as

$$\text{TR}_{ij}(\mu, T) \simeq C \mathcal{T}^{(0)} \frac{\partial}{\partial T} f(E^{(N+1)} - E^{(N)} - \mu - \Delta_{ij}(T), T) + \frac{d\Delta_{ij}(T)}{dT} C \mathcal{T}^{(0)} \frac{d}{d\mu} f(E^{(N+1)} - E^{(N)} - \mu - \Delta_{ij}(T), T). \quad (\text{S5})$$

where the partial derivative in the first term indicates that the shift in the chemical potential is treated as a constant in T. The first term can be identified as a non-interacting TR shifted along the chemical potential and the second term can be identified as the non-interacting conductance times $d\Delta_{ij}(T)/dT$, which results in Eq. 4.

S2. Derivation of the high-temperature Mott formula

The standard Mott relation¹ relates the derivative of the conductance to the TR at low temperatures. This relation relies on an approximate relation, valid at low temperatures, between $df(\epsilon - \mu, T)/dT$, which appears in the expression for the TR, to $d^2f(\epsilon - \mu, T)/d\mu^2$, which, for the non-interacting system, is related to $dG/d\mu$. The relation between these two functions relies on the Sommerfeld expansion, which assumes that the temperature is the smallest energy scale in the problem. In the present case, where $T \gg \Gamma$, this relation has to be modified. In the following we derive an alternative relation between these two functions, valid in this regime, which will then be used to obtain an estimate of the TR for the non-interacting system. As mentioned above, and in the main text, the deviation of the true TR from the non-interacting TR, estimated by the high-temperature Mott formula, allows us to determine $d\Delta/dT$, and as a consequence, the entropy.

One can expand the Fermi function as follows

$$\begin{aligned} d^2f(\epsilon - \mu, T)/d\mu^2 &= \frac{x}{8T^2} - \frac{x^3}{24T^2} + O(x^5) \\ df(\epsilon - \mu, T)/dT &= \frac{x}{4T} - \frac{x^3}{16T} + O(x^5) \end{aligned} \quad (\text{S6})$$

where $x = (\epsilon - \mu)/T$. These two functions can be made equal up to third order in $(\epsilon - \mu)/T$ by determining two parameters in the relation between these two functions such that $df(\epsilon - \mu, T)/dT = T\gamma_1 d^2f(\epsilon - \mu, \gamma_2 T)/d\mu^2$. These factors are an overall factor $\gamma_1 = 2\gamma_2^3$ and a temperature factor $\gamma_2 = \frac{2}{\sqrt{3}}$. Both these factors do not depend on the system in question, as they only depend on the properties of the Fermi function. As a result of this relation, the high-temperature Mott relation, relying on the fact that transport coefficients are solely governed by their respective Fermi functions and valid only for non-interacting systems, is given by:

$$\text{TR}_{HTM}^{NI}(\mu, T) = \gamma_1 T \frac{dG^{NI}(\mu, \gamma_2 T)}{d\mu} \quad (\text{S7})$$

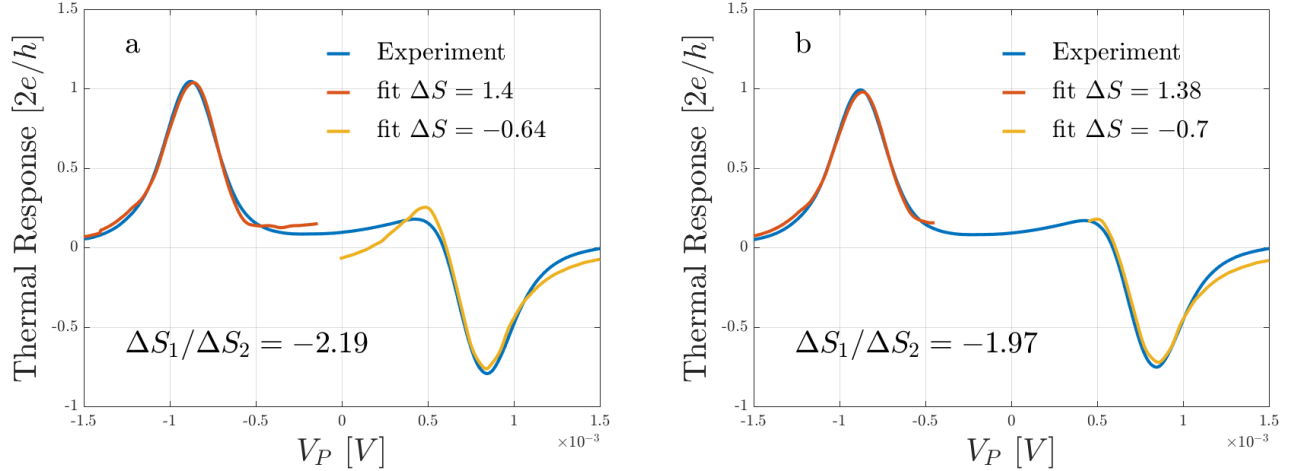


Figure S6. Fitting results for experimental TR, similar to Fig. 3c in the main text with two extreme choices for fitting regions around the peaks: (a) Fitting the full range to mid point between the peaks and (b) fitting only the bulk of the peak.

Fig. S5b illustrates the excellent agreement between the exactly calculated TR^{NI} and TR_{HTM}^{NI} , derived from the exactly calculated conductance, for the noninteracting system. This relation allows us to estimate the first term on the right-hand side of Eq. 4 and Eq. 5 of the main text from measurable quantities, such as the conductance. Note, however, that the relation (S7) relates $\text{TR}^{NI}(T)$ to the conductance at temperature $\gamma_2 T$, which is not directly available. This shift in temperature introduces a small shift $\Delta(\gamma_2 T) - \Delta(T)$ in the chemical potential, which we capture by allowing another fitting parameter as a shift in chemical potential of the conductance.

S3. Fitting to experimental data

In order to show the source of the errors in the fitting procedure, we show here, in addition to the fit presented in Fig. 3c of the main text, a couple of other fits to the same data, which demonstrate the range of allowed parameters. As mentioned in Sec. 4, we have used the temperature as an additional fitting parameter, for each CB peak. One possible source of variability is the range of data around each peak that we are trying to fit. In Fig. S6 we depict two extreme choices for this range, in (a) we show the fit for the whole peak, up to the mid point between the peaks, and in (b) where only the bulk of the peak is fitted. Such fits allow us to determine the ratio of entropy changes between the two peaks, which is independent of the value of ΔT , $\Delta S_1/\Delta S_2 = -2.07 \pm 0.12$. Assuming that this corresponds to the likely scenario of $\Delta S_1 = \log 4$ and $\Delta S_2 = -\log 2$ allows us to deduce $\Delta T = 20.5 \text{ mK} \pm 0.5 \text{ mK}$.

S4. The case with several conducting levels

Eq. 3 of the main text expresses the shift in the chemical potential for a given transition from state i to state j , Δ_{ij} , as a sum of two terms, the first proportional to the energy difference between the two states, while the second, one half of the total free energy, is independent of the particular states i and j . This shift is obtained, either numerically or experimentally, by dividing the difference between the full TR and that of the corresponding non-interacting system, deduced via the Mott relation, by the conductance. Sec. 3 of the main text considered cases where a transition through single level dominated the conductance. In order to demonstrate the case of multi-level transport, let us consider the model discussed in Sec. 3, a two-level QD, of non-degenerate levels, where each of the transitions between an empty QD to one of the levels being occupied has a finite contribution to conductance, $G_{11}(\mu, T)$ and $G_{12}(\mu, T)$, respectively. In that case, the procedure will approximately yield $\Delta(T) = [G_{11}(\mu, T)\Delta_1(T) + G_{12}(\mu, T)\Delta_2(T)] / [G_{11}(\mu, T) + G_{12}(\mu, T)]$, where $\Delta_i(T)$ is the chemical-potential shift corresponding to the transition through level i (note that $\Delta_2 - \Delta_1 = \Delta\epsilon/2$). Taking the derivative with respect to T , we find, in addition to the entropy change term ΔS derived before, an additional term

$$\frac{d\Delta(T)}{dT} = \Delta S + \frac{\Delta\epsilon}{T^2} \left(G_{12}(\mu, T) \frac{dG_{11}(\mu, T)}{dT} - G_{11}(\mu, T) \frac{dG_{12}(\mu, T)}{dT} \right) \Big|_{\mu=\mu_{\max}} \quad (\text{S8})$$

The second term vanishes when one of the levels dominates the transport, or when the levels are degenerate, or at high temperatures ($T \gg \Delta\epsilon$) or at low temperatures ($T \ll \Delta\epsilon$). So the maximal deviation is expected at $T \simeq \Delta\epsilon$, when the levels have the same coupling to the leads. In this case the deviation is approximately $(\Delta\epsilon/\Delta T)^2 / (1 + \cosh(\Delta\epsilon/T))$.

Fig. S7a depicts the deduced $\Delta(T)$ for the two-level case, with different ratios of couplings to the leads. As expected, for intermediate values of the ratio of the couplings, one finds that the high- T value of ΔS is a weighted average of the ΔS_{11} and S_{12} , while at low temperatures, they all converge to S_{11} . Clearly, in the regime $T \simeq \Delta\varepsilon$ the derivative becomes larger. This is manifested in Fig. S7b, where the deduced values of the entropy change are depicted, where the exact result for entropy change is captured for the two cases with only one contributing transition ($\Gamma_{12} = 0$ or $\Gamma_{11} = 0$). When both level contributes, some deviations from the exact results are noticeable. Note, however, that, as the couplings to the leads depend exponentially on energy, it is unlikely that they will be equal to each other, and thus this regime may not be physically relevant.

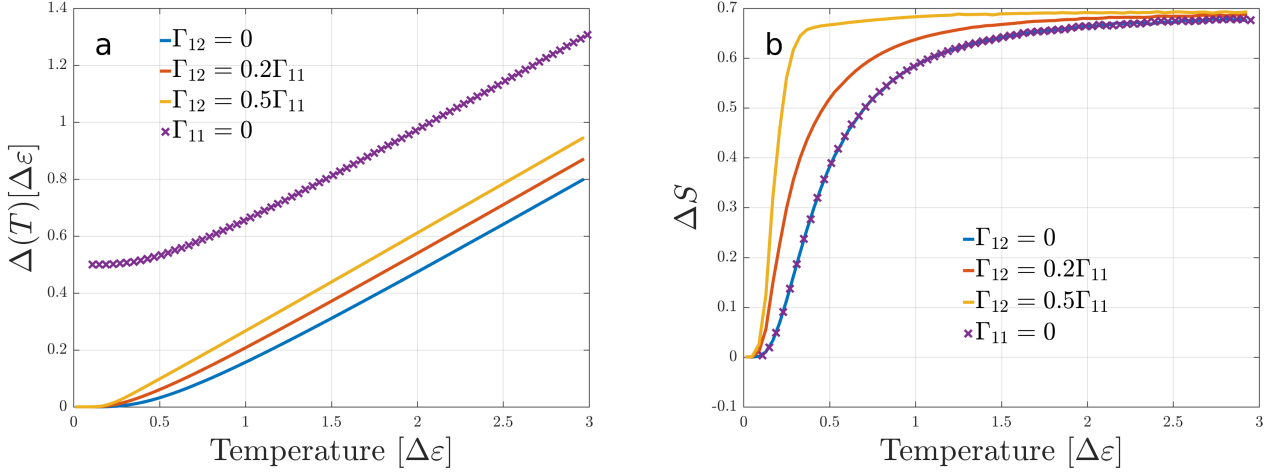


Figure S7. fitting results for (a) $\Delta(T)$ and (b) the deduced entropy change ΔS for various ratio of coupling Γ_{ij} to the leads. The correct result for deduced entropy is recovered in the two cases of single dominating transition.

S5. Experimental setup and procedure

The device used in the experiments was fabricated from a GaAs/AlGaAs heterostructure hosting a two dimensional electron system (2DES) 90 nm under the surface. The 2DES has a nominal carrier density $n = -2.98 \times 10^{11} \text{cm}^{-2}$ and a mobility $\mu = 550 \times 10^5 \text{cm}^2 (\text{Vs})^{-1}$ at $T=4$ K. The gate pattern was fabricated with standard optical and e-beam lithography and lift-off techniques. The gate electrodes consist of a 2 nm thick Ti adhesion layer and a 50 nm thick Au layer. Ohmic contacts with the 2DES were obtained through annealed Au/Ge pads and bonding.

Fig. S8a depicts a drawing of the gate pattern of the sample. The scale bar corresponds to $1 \mu\text{m}$. Gates are shown in yellow. Reservoirs which are at low (T_c) and higher ($T_h = T_c + \Delta T$) temperatures during thermopower measurements are denoted with blue and red color, respectively. The green dashed square indicates the region of which an SEM image is shown in the main text. The quantum dot is formed with gates B1, B2, B3, and P. The heating channel H (red) (width $w = 20 \mu\text{m}$ and a length of $20 \mu\text{m}$) serves as one of the leads of the QD. It is equipped with two Ohmic contacts I_1 and I_2 through which a heating current I_h is applied to the channel. The other lead of the QD, labeled C, is equipped with a voltage probe V_C . It serves as a cold equilibrium reservoir (blue). The quantum point contact (QPC) formed by the gates Q1 and Q2 is placed exactly opposite to the QD. The QPC is adjusted to the $10 e^2/h$ conductance plateau. It separates the heating channel from the cold electron reservoir denoted REF. The thermovoltage V_{th} measured between V_{ref} and V_C as a response to a temperature increase in H is then given by $V_{th} = V_C - V_{ref} = (S_{QD} - S_{QPC})\Delta T$. Since the QPC is adjusted to a conductance plateau, its thermopower $S_{QPC} = 0$. Therefore the measured voltage V_{th} can be assigned entirely to the thermopower of the QD, S_{QD} .

For a heating current $I_h = 70$ nA the electron gas in the channel typically heats up by approximately $\Delta T \approx 50 \text{mK}$ (cf. supplementary section C in Refs.^{2,3}). If we take into account that the electron density in our material is higher by approximately a factor 1.4 compared with Ref.² ($2.98 \times 10^{11} \text{cm}^{-2}$ here and $2.14 \times 10^{11} \text{cm}^{-2}$ in Reference²) and that the heat capacity of a 2DES follows the carrier density linearly in first approximation⁴, we estimate that for $I_h = 70 \text{nA}$, $\Delta T \approx 30 \text{mK}$ in our sample. Fig. S8b shows the stability diagram obtained from measurements of the differential conductance dI/dV of the QD with all reservoirs at low temperature. The Coulomb diamonds, signatures of a fixed charge occupation number N of the QD, are highlighted with dashed blue lines. From the size of the Coulomb diamonds on the V_{sd} axis we can extract the charging energy U of the QD, $U \approx 1.7 \text{meV}$. This allows us to calculate the electrostatic lever arm of the plunger gate voltage $\alpha = 0.016e$ which can then be used to convert the plunger gate voltage axis V_P into QD energies ε using $\varepsilon = \alpha \times V_P$. From Fig. S3b we see that in

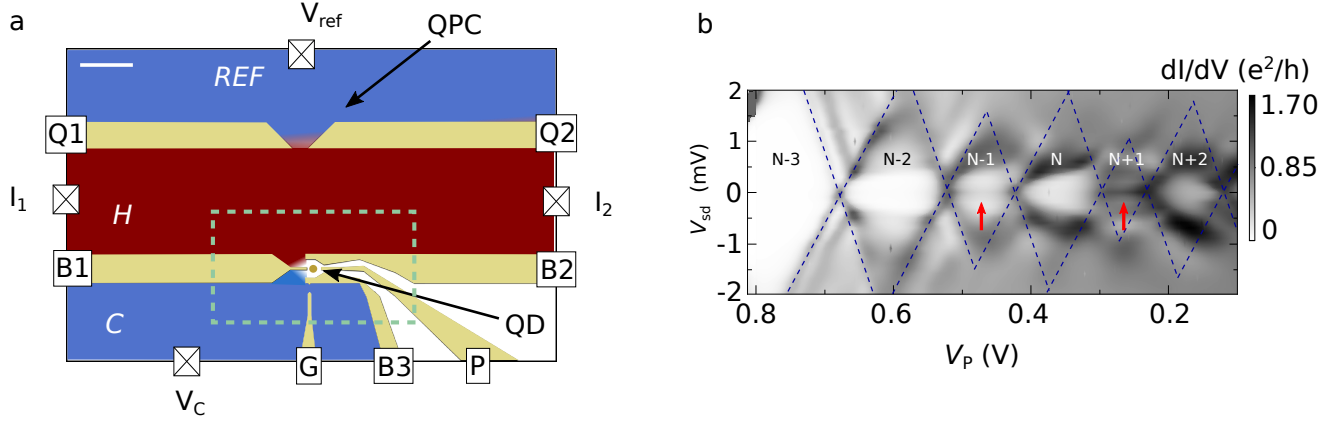


Figure S8. (a) Gate layout of the sample. The gates (yellow) B1, B2, B3 and P are used to confine the QD (yellow dot), which is tunnel coupled to the equilibrium electron reservoirs H (red) and C (blue). Reservoir H is shaped through the pairs of gates B1, B2 and Q1, Q2 into a channel. Gates Q1 and Q2 further form a quantum point contact used for thermometry. For thermopower measurements a heating current I_h is applied to the heating channel through contacts I_1 and I_2 . The thermovoltage of the QD is measured using the voltage probes V_{ref} and V_C , which are both connected to cold reservoirs. The scale bar corresponds to 1 μm . The dashed frame denotes the region of which a SEM image is shown in the main text. (b) Differential conductance dI/dV stability diagram of the QD with all reservoirs at low temperature. The Coulomb diamonds are indicated with dashed lines. The charge occupation number associated with the respective diamonds are denoted (N-3), (N-2), ... etc. Red arrows denote regions with Kondo enhanced zero bias conductance, indicative for an odd electron occupation number.

the Coulomb blockade regions for (N-1) and (N+1) the conductance for small bias voltage is not fully suppressed but it shows a zero bias conductance. This is a signature of Kondo correlations being present for these charge configuration.

References

1. Cutler, M. & Mott, N. F. Observation of anderson localization in an electron gas. *Physical Review* **181**, 1336–1340 (1969). [arXiv:1011.1669v3](#).
2. Thierschmann, H. *et al.* Three-terminal energy harvester with coupled quantum dots. *Nature Nanotechnology* **10**, 854–858 (2015). [1603.08570](#).
3. Thierschmann, H. Heat Conversion in Quantum Dot Systems. *Thesis* (2014).
4. Molenkamp, L. W., Van Houten, H., Beenakker, C. W. J., Eppenga, R. & Foxon, C. T. Quantum oscillations in the transverse voltage of a channel in the nonlinear transport regime. *Physical Review Letters* **65**, 1052–1055 (1990).