

Power narrowing: Counteracting Doppler broadening in two-color transitions

Ran Finkelstein,* Ohr Lahad,* Ohad Michel, Eilon Poem, and Ofer Firstenberg†

Department of Physics of Complex Systems, Weizmann Institute of Science, Rehovot 760001, Israel

Doppler broadening in thermal ensembles degrades the absorption cross-section and the coherence time of collective excitations. In two photon transitions, it is common to assume that this problem becomes worse with larger wavelength mismatch. Here we identify an opposite mechanism, where such wavelength mismatch leads to cancellation of Doppler broadening via the counteracting effects of velocity-dependent light-shifts and Doppler shifts. We show that this effect is general, common to both absorption and transparency resonances, and favorably scales with wavelength mismatch. We experimentally confirm the enhancement of transitions for different low-lying orbitals in rubidium atoms and use calculations to extrapolate to high-lying Rydberg orbitals. These calculations predict a dramatic enhancement of absorption, up to one-third that of ultracold ensembles, even in the presence of large homogeneous broadening. The mechanism we study can be applied as well for rephasing spin waves and increasing the coherence time of quantum memories.

Doppler broadening is ubiquitous in atomic and molecular spectroscopy. Atoms and molecules with different thermal velocities experience different Doppler shifts, which broaden the absorption lines and reduce their contrast [1]. Increasing the light intensity typically causes further broadening due to saturation or other power-broadening mechanisms, such as inhomogeneous light-shifts. These broadening or dephasing mechanisms are major limiting factors, particularly in the field of quantum optics with atomic ensembles [2–6]. For instance, the coherence time of collective excitations in atomic gasses is often limited by Doppler dephasing, hindering the performance of single-photon sources and memories [7–9]. As Doppler broadening is an inhomogeneous dephasing mechanism, one can potentially counteract it by introducing additional velocity-dependent shifts [10–13]. Here we identify an important class of systems where such counteraction occurs naturally, without the need of additional auxiliary fields.

Coherent two-photon processes, such as Raman transitions, two-photon absorption, and electromagnetically induced transparency (EIT), are at the heart of many quantum-optics protocols, ranging from quantum light sources and memories [14–17] to sensing and quantum non-linear optics [18]. The canonical example of a three-level system employed for these processes is the Λ configuration, where two long-lived ground states are coupled via an intermediate excited state. In these systems, two-photon transitions are usually characterized by negligible residual Doppler broadening, as the nearly-degenerate transition wavelengths experience opposite Doppler shifts [19]. Particularly in a degenerate Λ system under EIT conditions, atoms at all velocities con-

tribute to slowing down light and storing it [20]. Moreover, the coherence formed between the two lower states is usually long-lived, which further contributes to narrow linewidths. This class of systems can thus operate coherently at room temperature, making it a viable quantum technology platform [21].

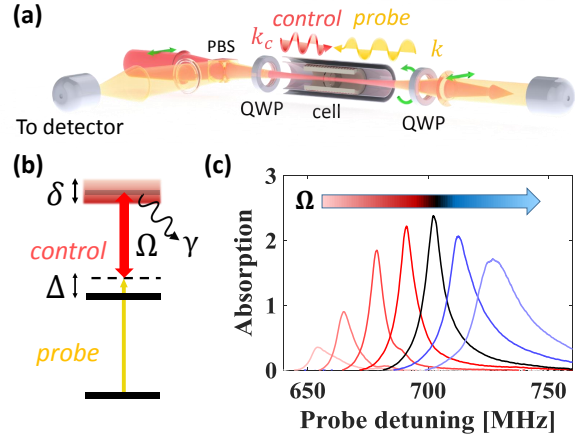


Fig. 1. Spectroscopy of two-color transitions. (a) *probe* and *control* beams with different wave-numbers $k \neq k_c$ counter-propagate inside a vapor cell. Both beams are circularly-polarized (using quarter-wave plates, QWP; polarizations shown by green arrows), and a polarizing beam-splitter (PBS) picks out the transmitted probe. (b) The ladder configuration, where wavelength mismatch introduces two-photon Doppler shifts $\delta(v)$ that depend on the atomic velocity v . The control field couples the intermediate state to a higher excited state with Rabi frequency Ω and detuning Δ . (c) Measured two-photon absorption spectra ($\Delta = 650$ MHz) exhibiting power narrowing. As the power is increased, the linewidth decreases and the absorption increases, up to an optimal power (black spectrum), after which the line broadens.

* These authors contributed equally to this work

† To whom correspondence should be addressed; E-mail: ofer.firstenberg@weizmann.ac.il.

Another practical, though less studied, three-level system is the ladder configuration [22], where the intermediate state is coupled to an even higher excited state [Fig. 1 (b)]. Ladder-type systems were recently shown to be advantageous for broadband, noise-free, photon storage [7, 8], and they form the basis for quantum nonlinear optics with Rydberg atoms [18]. Nevertheless, a major caveat in ladder-type systems is the residual Doppler broadening due to wavelength mismatch of the two optical transitions, which leads to significant dephasing and broadening of the two-photon resonance [23].

Here, we demonstrate and study power narrowing of two-color two-photon excitations in ladder systems, *i.e.* the cancellation of residual Doppler broadening by light-shifts. We find the conditions under which the spectra of these systems present resonances with no motional broadening and high contrast. Power narrowing and the resulting line enhancement are observed for both two-photon absorption and EIT resonances. We provide a model which reproduces the observations and explains them in terms of velocity-dependent light-shifts, generated by the excitation light. Finally, we use the same model to extend this observation to two-color excitation of high lying Rydberg states, which are typically characterized by large wavelength mismatch. We show that power narrowing becomes even more significant in this case, and the resulting two-photon absorption is greatly enhanced.

System.— We study the absorption spectrum of a weak probe beam, counter-propagating a strong control beam with Rabi frequency Ω in a thermal vapor cell, as depicted in Fig. 1(a,b). The wave-numbers of the probe and control are k and k_c , respectively. We define the unitless parameter $q = k_c/k - 1$, which quantifies the wavelength mismatch and thus the magnitude of the residual Doppler broadening qkv_T , where v_T is the atomic thermal velocity. The homogeneous decoherence rates of the intermediate and excited states are Γ and γ , respectively. A two-photon resonance appears when the two-photon detuning δ is close to zero. It has the form of a transmission line due to EIT when the detuning of the control from the intermediate level Δ is close to zero and an absorption line due to two-photon absorption when Δ is large. The control power can be varied, and, for each power, the probe frequency is scanned to obtain an absorption spectrum [see Fig. 1(c)]. In our experiment, we use ^{87}Rb with the ground level $5S_{1/2}$, intermediate level $5P_{3/2}$, and higher-excited levels $5D_{5/2}$ or $7S_{1/2}$.

Experimental results.— The experiment is performed in a magnetically-shielded 10-mm long ^{87}Rb cell at a temperature of 70 °C. We measure the linewidth of the two-photon resonances as a function of control power for both two-photon absorption (Fig. 2) and EIT (Fig. 3). These measurements are done for the $5S_{1/2} \rightarrow 5D_{5/2}$

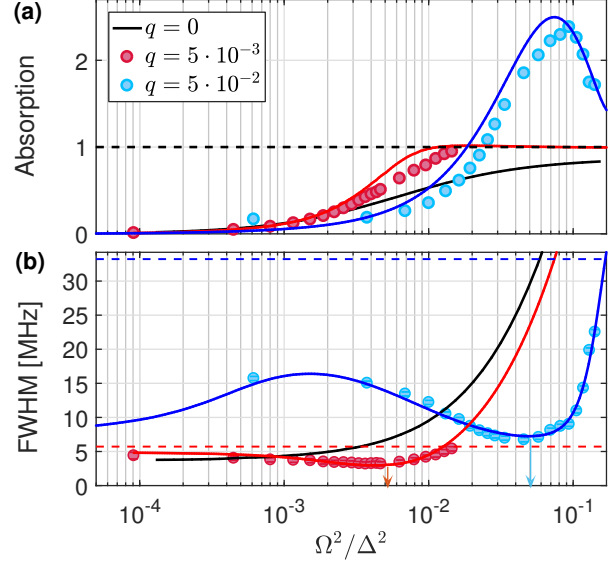


Fig. 2. Power narrowing and enhancement of two-photon absorption. (a) Measured peak probe absorption (normalized by one-photon resonant absorption in the absence of the control field) at different control powers with $q = 5 \cdot 10^{-3}$ (red, measured on the $^{87}\text{Rb } 5S_{1/2} \rightarrow 5D_{5/2}$ transition), $q = 5 \cdot 10^{-2}$ (blue, measured on the $5S_{1/2} \rightarrow 7S_{1/2}$ transition), and $q = 0$ (black, calculated). Solid lines are the result of a numerical calculation. (b) Full width at half maximum (FWHM) for the same configurations. Both transitions are significantly narrower than the expected residual Doppler width, shown by dashed lines for $q = 5 \cdot 10^{-3}$ (red) and $q = 5 \cdot 10^{-2}$ (blue). Optimal narrowing is achieved when $\Omega^2/\Delta^2 = q$, marked by arrows for both configurations.

two-photon transition, for which $k = 2\pi/(780 \text{ nm})$ and $k_c = 2\pi/(776 \text{ nm})$, and for the $5S_{1/2} \rightarrow 7S_{1/2}$, for which $k = 2\pi/(780 \text{ nm})$ and $k_c = 2\pi/(741 \text{ nm})$. The different transitions are thus characterized by a wavelength mismatch $q = 5 \cdot 10^{-3}$ and $q = 5 \cdot 10^{-2}$, respectively. For the two-photon absorption measurements, we set the one-photon detuning to $\Delta = 1180 \text{ MHz}$ for $q = 5 \cdot 10^{-3}$ and to $\Delta = 650 \text{ MHz}$ for $q = 5 \cdot 10^{-2}$.

In the absence of power broadening, the main decoherence mechanisms in these atomic systems are residual Doppler broadening (qkv_T ; inhomogeneous), as well as radiative lifetime, laser noise, and transit-time broadening which add up to the homogeneous decoherence rate γ . In our experiment, $qkv_T = 1.28 \text{ MHz}$ and $2\gamma = 2.48 \text{ MHz}$ for $q = 5 \cdot 10^{-3}$; $qkv_T = 12.45 \text{ MHz}$ and $2\gamma = 3.93 \text{ MHz}$ for $q = 5 \cdot 10^{-2}$. The one-photon homogeneous decoherence rate is $2\Gamma = 6 \text{ MHz}$. Generally the two broadening terms combine to form so-called Voigt line-shapes, whose calculated widths are marked by dashed lines in Fig. 2(b). Nevertheless, as Figs. (2)

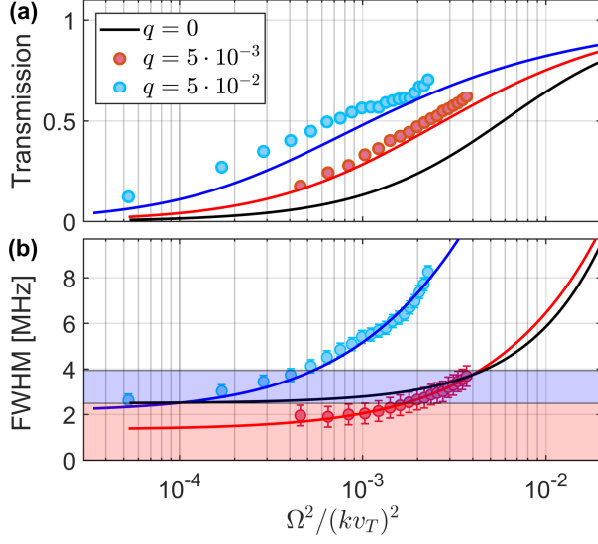


Fig. 3. **Enhancement and sub-homogeneous width of EIT resonances.** (a) Measured EIT contrast at different control powers for $q = 5 \cdot 10^{-3}$ (red, measured on the $5S_{1/2} \rightarrow 5D_{5/2}$ transition), $q = 5 \cdot 10^{-2}$ (blue, measured on the $5S_{1/2} \rightarrow 7S_{1/2}$ transition), and $q = 0$ (black, calculated). Solid lines are the result of a numerical calculation. (b) Full width at half maximum (FWHM) for the same configurations. The EIT lines are much narrower than the residual Doppler broadening, and, for low control powers, they are also narrower than the homogeneous width (red shading for $q = 5 \cdot 10^{-3}$ and blue shading for $q = 5 \cdot 10^{-2}$).

and (3) show, we find over a broad range of control powers that the measured linewidths of the two-photon resonances are narrower than the expected Voigt widths. These measurements agree well with full numerical calculations of the three-level susceptibility, integrated over all atomic velocities [shown as solid lines in Figs. (2) and (3)].

For the two-photon absorption resonance (Fig. 2), we find that increasing the control power does not lead to power broadening but rather narrows the measured absorption line. The linewidth reaches its minimal value around

$$\Omega^2/\Delta^2 = q \quad (1)$$

for both transitions. The relative narrowing scales with q . Consequently the peak absorption increases, surpasses that calculated for $q = 0$ [black curve in Fig. 2(a)], and, in the $q = 5 \cdot 10^{-2}$ case, even surpasses the one-photon absorption $\alpha_0\Gamma/(kv_T\sqrt{2/\pi})$. Here, α_0 is the resonant absorption cross-section of stationary atoms. This shows that power narrowing is *not* a velocity-selective process, but rather engages many velocity groups in the absorption at the same detuning, thus serving as a resource for

strong light-matter interaction.

For the EIT resonance (Fig. 3), we find at low control powers that the transparency window for the two-color case ($q > 0$) is narrower and deeper than that expected for the degenerate case ($q = 0$). In fact, in the colored areas marked in Fig. 3(b), the linewidth is even narrower than the homogeneous linewidth 2γ . This sub-homogeneous feature is associated with the emergence of enhanced absorption features around the transparency line, as described in the model presented in the next section and reproduced by a full numerical calculation, see Fig. 4(b).

Model.— In a thermal ensemble, the one-photon resonances are broadened due to the Maxwell-Boltzmann distribution $f(v) = (2\pi v_T^2)^{-1/2} e^{-v^2/(2v_T^2)}$ of atomic velocities v . We consider the typical regime for hot atoms, where the resulting Doppler broadening dominates the linewidth $k_c v_T, kv_T \gg \Gamma$. For describing the three-level system, we first examine the far-detuned limit $\Delta \gg \Gamma$, where resonant two-photon absorption occurs. We consider the vast majority of the atoms with velocities v satisfying $|\Delta - kv| \gg \Gamma$ for which the absorption spectrum is given by [20]

$$\alpha(\delta, v) = \alpha_0 \Gamma \frac{\frac{\Omega^2}{(\Delta - kv)^2} \gamma_c}{\gamma_c^2 + (\delta + qkv - \frac{\Omega^2}{\Delta - kv})^2}, \quad (2)$$

describing the two-photon absorption line. $\gamma_c = \gamma + \Gamma \frac{\Omega^2}{(\Delta + kv)^2}$ is the power-broadened width. The two terms in the denominator that shift the two-photon resonance are the residual Doppler shift, associated with the two-photon momentum transfer qk , and the velocity-dependent light-shift induced by the control field. When integrating over all velocities $\alpha(\delta) = \int dv f(v) \alpha(\delta, v)$, these shifts typically result in broadening and attenuation of the absorption line. One finds however that these two terms have opposite signs when $q > 0$ in a counter-propagating configuration. The net two-photon shift has a minimum, around which different velocities contribute to the absorption at the same frequency. Notably, for a large enough detuning $\Delta \gg kv$, the light-shift is linear in velocity $\Omega^2/(\Delta - kv) \approx \Omega^2/\Delta + (\Omega^2/\Delta^2)kv$, and a complete cancellation of Doppler broadening is achieved when $\Omega^2/\Delta^2 = q$, in excellent agreement with the experimental result of Eq. (1).

As the Rabi frequency is increased from 0 up to this value, the resonance linewidth decreases, manifesting power narrowing. For a larger wavelength mismatch q , the mutual cancellation of the velocity-dependent light-shift and the residual Doppler shift occurs at larger Rabi frequencies, closer to the saturation of the two-photon transition, resulting in an even more striking spectral narrowing and enhancement of absorption. Thus, counter-intuitively, the wavelength mismatch q is in fact a re-

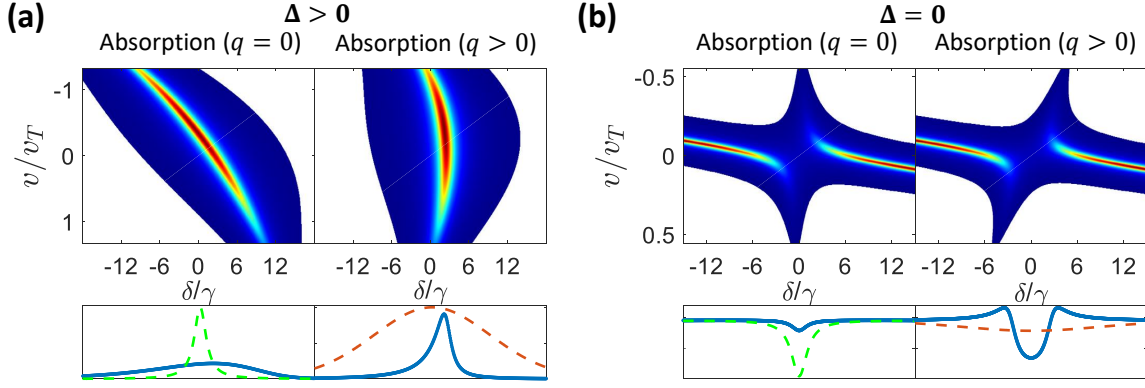


Fig. 4. **Contribution of different velocity groups to the absorption spectrum $\alpha(\delta, v)$.** (a) Calculation of the two-photon absorption when $\Delta > 0$ (here $\Delta = 1.1$ GHz). The left panels show the degenerate case $q = 0$ [$k_c = k = 2\pi/(780 \text{ nm})$], and the right panels show the two-color case $q > 0$ [$k_c = 2\pi/(741 \text{ nm})$]. For $q > 0$, a significant fraction of the atomic velocities contribute to the absorption at the same frequency. The velocity-integrated absorption spectra (bottom, solid blue) are compared against those *naively* expected due to only homogeneous decoherence (dashed green for $q = 0$) and due to residual Doppler broadening (dashed red for $q > 0$). (b) The same calculations are repeated for the EIT resonance when $\Delta = 0$. Here for $q > 0$, the edges of the transparency window exhibit pronounced absorption peaks, which correspond to ‘turning points’ of the maximal absorption in the velocity-detuning space.

source in this class of systems, since a larger Doppler shift can counteract the inhomogeneous light-shift at larger control powers.

In Fig. 4(a), we compare by numerical calculations the absorption spectra of a Doppler-free system ($q = 0$) with that of a two-color system ($q > 0$). Naively, one may expect the former to exhibit the narrow homogeneous line (dashed green in the bottom panel), and the latter to have a broader line with width on the order of kqv_T (red dashed line). In practice however, in the $q > 0$ case, many velocity groups contribute to the absorption at the same frequency around the condition specified by Eq. (1), whereas in the $q = 0$ case, inhomogeneous light-shift broadens and attenuates the absorption line.

We now turn to examine the EIT regime $\Delta = 0$, where the two-photon resonances appear as transparency lines rather than absorption lines. Surprisingly, here as well, we find that the power narrowing mechanism in the $q > 0$ case leads to an EIT line narrower and deeper than its equivalent in the $q = 0$ case. The calculated spectrum for this regime is shown in Fig. 4(b). The spectrum is comprised of many Autler-Townes doublets with different splittings and detunings, and a transparency window is formed at the narrow region where none of the velocity groups absorb light. For most velocity groups, the Doppler shift satisfies $kv \gg \Gamma$, and thus Eq. (2) holds with $\Delta = 0$,

$$\alpha(\delta, v) = \alpha_0 \Gamma \frac{\frac{\Omega^2}{(kv)^2} \gamma_c}{\gamma_c^2 + (\delta + qkv + \frac{\Omega^2}{kv})^2}. \quad (3)$$

The counteracting effects of light-shift and Doppler shift result in enhanced absorption features around the central transparency window [Fig. 4(b) bottom]. Furthermore, many velocities which would otherwise contribute to resonant absorption now contribute to transparency, thus enhancing the EIT contrast.

Discussion.— For given detuning Δ and wavelength mismatch $q > 0$, the magnitude of power narrowing and the absorption enhancement are bounded by the ratio of inhomogeneous to homogeneous broadening. In the experimental results presented here, terms such as laser linewidth and transit-time broadening constitute a significant fraction of the homogeneous width, on top of the natural lifetime. Improving these factors would further increase the achievable power narrowing.

While power narrowing of the two-photon absorption resonance results in an enhanced absorption (thus enabling stronger light-matter interaction), a similar mechanism in the EIT resonance results in enhanced transparency contrast and narrow linewidth. These features would lead to a smaller group-velocity of light pulses propagating through such media.

The effect of power narrowing scales favorably with the wavelength mismatch in these two-color systems. It can therefore play an important role in systems that suffer from residual Doppler broadening comparable to the optical Doppler broadening, such as that calculated in Fig. 5 with $q = 0.6$. This case represents an important configuration of a two-photon transition to high-lying Rydberg states in Rubidium with $k = 2\pi/(780 \text{ nm})$ and

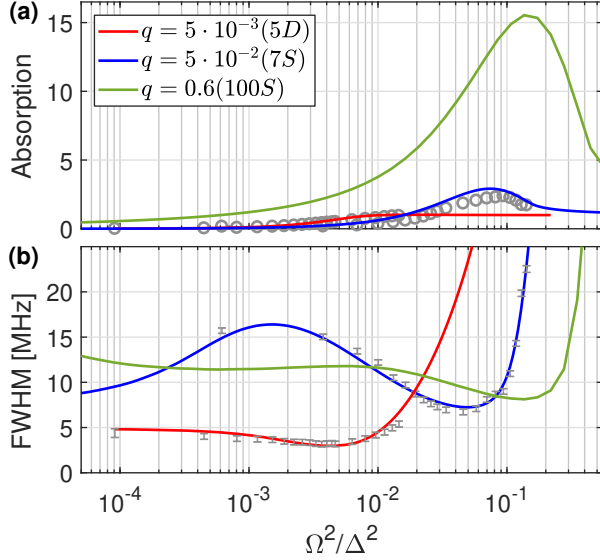


Fig. 5. **Expected power narrowing at a large wavelength mismatch.** For transitions to Rydberg orbitals with the wavelength mismatch $q = 0.6$ (green), the Doppler shift and velocity-dependent light-shift cancel at high control powers, where the two-photon absorption ‘per atom’ saturates. This leads to larger enhancement of absorption. The data and model for $q = 5 \cdot 10^{-3}$ (red) and $q = 5 \cdot 10^{-2}$ (blue) are taken from Fig. 2 and shown here for comparison.

$k_c = 2\pi/(480 \text{ nm})$ [18]. In Fig. 5, we compare this case to the configurations with smaller wavelength mismatch q , which were experimentally confirmed in this work (Fig. 2). To do so, we use a similar homogeneous width of 1 MHz. As the wavelength mismatch increases, the mutual cancellation of Doppler shifts and velocity-dependent light-shifts occurs at larger powers. This provides for a more significant narrowing and an en-

hanced absorption, approaching that of stationary atoms even when assuming homogeneous broadening which is large compared to typical radiative decay rates of Rydberg states. The substantial enhancement is attributed to the saturation of the two-photon transition at high powers, where $\Gamma\Omega^2/\Delta^2 \gg \gamma$ for all atoms.

Finally, while we have studied here the cancellation of Doppler broadening in continuous wave spectroscopy, akin to Rabi spectroscopy, the same rephasing mechanism should also apply to pulsed schemes, akin to Ramsey spectroscopy. Importantly, one could eliminate Doppler dephasing of collective excitations in pulsed light-storage schemes by applying a rephasing power-narrowing field during storage.

Conclusion.— We have identified a class of systems where two inhomogeneous broadening mechanisms – velocity-dependent light-shift and Doppler shift – counteract each other. For low driving powers, the two-photon absorption-line becomes narrower with increasing power, up to the point of complete cancellation of Doppler broadening, and only then broadens as typically occurs with power broadening. A similar mechanism plays an important role in narrowing and enhancing of the EIT resonance of these two-photon transitions, which would enhance processes based on slow light. An important distinction between the power narrowing mechanism and other spectral-narrowing phenomena is that power narrowing engages many velocity groups in the resonant process and is, in principle, not velocity selective.

Acknowledgements— We acknowledge financial support by the Israel Science Foundation and ICORE, the European Research Council starting investigator grant Q-PHOTONICS 678674, the Pazy Foundation, the Minerva Foundation with funding from the Federal German Ministry for Education and Research, and the Laboratory in Memory of Leon and Blacky Broder.

[1] Claude Cohen-Tannoudji, *Atom-photon interactions : basic processes and applications* (New York : Wiley, 1998).
[2] Klemens Hammerer, Anders S. Sørensen, and Eugene S. Polzik, “Quantum interface between light and atomic ensembles,” *Reviews of Modern Physics* **82**, 1041–1093 (2010).
[3] B. Huber, T. Baluktsian, M. Schlagmüller, A. Kölle, H. Kübler, R. Löw, and T. Pfau, “GHz Rabi Flopping to Rydberg States in Hot Atomic Vapor Cells,” *Physical Review Letters* **107**, 243001 (2011).
[4] Fabian Ripka, Harald Kübler, Robert Löw, and Tilman Pfau, “A room-temperature single-photon source based on strongly interacting Rydberg atoms,” *Science* **362**, 446–449 (2018).
[5] S. L. Bromley, B. Zhu, M. Bishof, X. Zhang, T. Both-

well, J. Schachenmayer, T. L. Nicholson, R. Kaiser, S. F. Yelin, M. D. Lukin, A. M. Rey, and J. Ye, “Collective atomic scattering and motional effects in a dense coherent medium,” *Nature Communications* **7**, 11039 (2016).
[6] Michael M. Kash, Vladimir A. Sautenkov, Alexander S. Zibrov, L. Hollberg, George R. Welch, Mikhail D. Lukin, Yuri Rostovtsev, Edward S. Fry, and Marlan O. Scully, “Ultraslow Group Velocity and Enhanced Nonlinear Optical Effects in a Coherently Driven Hot Atomic Gas,” *Physical Review Letters* **82**, 5229–5232 (1999).
[7] Ran Finkelstein, Eilon Poem, Ohad Michel, Ohr Lahad, and Ofer Firstenberg, “Fast, noise-free memory for photon synchronization at room temperature,” *Science advances* **4**, eaap8598 (2018).
[8] K. T. Kaczmarek, P. M. Ledingham, B. Brecht, S. E.

- Thomas, G. S. Thekkadath, O. Lazo-Arjona, J. H. D. Munns, E. Poem, A. Feizpour, D. J. Saunders, J. Nunn, and I. A. Walmsley, “High-speed noise-free optical quantum memory,” *Phys. Rev. A* **97**, 042316 (2018).
- [9] Yoon-Seok Lee, Sang Min Lee, Heonoh Kim, and Han Seb Moon, “Highly bright photon-pair generation in Doppler-broadened ladder-type atomic system,” *Opt. Express* **24**, 28083 (2016), arXiv:1609.02378.
- [10] S Reynaud, M Himbert, J Dupont-Roc, H H Stroke, and C Cohen-Tannoudji, “Experimental Evidence for Compensation of Doppler Broadening by Light Shifts,” *Phys. Rev. Lett.* **42**, 756 (1979).
- [11] Alexander K Popov and Alexander S Bayev, “Enhanced four-wave mixing via elimination of inhomogeneous broadening by coherent driving of quantum transitions with control fields,” *Phys. Rev. A* **62**, 25801 (2000).
- [12] D. D. Yavuz, N. R. Brewer, J. A. Miles, and Z. J. Simmons, “Suppression of inhomogeneous broadening using the ac stark shift,” *Physical Review A* **88**, 063836 (2013).
- [13] Ohr Lahad, Ran Finkelstein, Omri Davidson, Ohad Michel, Eilon Poem, and Ofer Firstenberg, “Recovering the homogeneous absorption of inhomogeneous media,” (2019), arXiv:1904.06233.
- [14] L.-M. Duan, M. D. Lukin, J. I. Cirac, and P. Zoller, “Long-distance quantum communication with atomic ensembles and linear optics,” *Nature* **414**, 413–418 (2001).
- [15] M. D. Eisaman, A. André, F. Massou, M. Fleischhauer, A. S. Zibrov, and M. D. Lukin, “Electromagnetically induced transparency with tunable single-photon pulses,” *Nature* **438**, 837–841 (2005).
- [16] K. F. Reim, P. Michelberger, K. C. Lee, J. Nunn, N. K. Langford, and I. A. Walmsley, “Single-Photon-Level Quantum Memory at Room Temperature,” *Phys. Rev. Lett.* **107**, 053603 (2011).
- [17] Or Katz and Ofer Firstenberg, “Light storage for one second in room-temperature alkali vapor,” *Nature Communications* **9**, 2074 (2018).
- [18] Ofer Firstenberg, Charles S Adams, and Sebastian Hofferberth, “Nonlinear quantum optics mediated by Rydberg interactions,” *J. Phys. B At. Mol. Opt. Phys.* **49**, 152003 (2016).
- [19] O. Firstenberg, M. Shuker, A. Ron, and N. Davidson, “Colloquium: Coherent diffusion of polaritons in atomic media,” *Reviews of Modern Physics* **85**, 941–960 (2013).
- [20] Michael Fleischhauer, Atac Imamoglu, and Jonathan P Marangos, “Electromagnetically induced transparency: Optics in coherent media,” *Reviews of modern physics* **77**, 633 (2005).
- [21] S. Knappe, P.D.D. Schwindt, V. Shah, L. Hollberg, J. Kitching, L. Liew, and J. Moreland, “A chip-scale atomic clock based on 87rb with improved frequency stability,” *Opt. Express* **13**, 1249–1253 (2005).
- [22] T T Grove, V Sanchez-Villicana, B C Duncan, S Maleki, and P L Gould, “Two-photon two-color diode laser spectroscopy of the Rb 5D 5/2 state,” *Phys. Scr.* **52**, 271–276 (1995).
- [23] A Urvoy, C Carr, R Ritter, C S Adams, K J Weatherill, and R Löw, “Optical coherences and wavelength mismatch in ladder systems,” *J. Phys. B At. Mol. Opt. Phys.* **46**, 245001 (2013).