

ZoomOUT: Spectral Upsampling for Efficient Shape Correspondence

SIMONE MELZI, University of Verona

JING REN, KAUST

EMANUELE RODOLA, Sapienza University of Roma

MAKS OVSJANIKOV, Ecole Polytechnique

PETER WONKA, KAUST

We present a simple and efficient method for refining maps or correspondences by iterative upsampling in the spectral domain that can be implemented in a few lines of code. Our main observation is that high quality maps can be obtained even if the input correspondences are noisy or are encoded by a small number of coefficients in a spectral basis. We show how this approach can be used in conjunction with existing initialization techniques across a range of application scenarios, including symmetry detection, map refinement across complete shapes, non-rigid partial shape matching and function transfer. In each application we demonstrate an improvement with respect to both the quality of the results and the computational speed compared to the best competing methods, with up to two orders of magnitude speed-up in some applications. We also demonstrate that our method is both robust to noisy input and is scalable with respect to shape complexity. Finally, we present a theoretical justification for our approach, shedding light on structural properties of functional maps.

CCS Concepts: • **Computing methodologies** → **Shape analysis**.

Additional Key Words and Phrases: Shape Matching, Spectral Methods, Functional Maps

ACM Reference Format:

Simone Melzi, Jing Ren, Emanuele Rodola, Maks Ovsjanikov, and Peter Wonka. 2021. ZoomOUT: Spectral Upsampling for Efficient Shape Correspondence. *ACM Trans. Graph.* 1, 1 (October 2021), 14 pages. <https://doi.org/10.1145/nnnnnnn.nnnnnnn>

1 INTRODUCTION

Shape matching is a task that occurs in countless applications in computer graphics, including shape interpolation [Kilian et al. 2007], statistical shape analysis [Bogo et al. 2014] and deformation transfer [Sumner and Popović 2004], to name a few.

Shape correspondence problems are often classified into rigid and non-rigid, with the latter case being both more general and more computationally difficult. An elegant conceptual and practical link between these two settings is provided by *spectral techniques*, which are broadly founded on the observation that near-isometric non-rigid shape matching, based on preservation of geodesic distances,

Authors' addresses: Simone Melzi, University of Verona, simone.melzi@univr.it; Jing Ren, KAUST, jing.ren@kaust.edu.sa; Emanuele Rodola, Sapienza University of Roma, e.rodola@gmail.com; Maks Ovsjanikov, Ecole Polytechnique, movsjanka@gmail.com; Peter Wonka, KAUST, pwonka@gmail.com.

Permission to make digital or hard copies of all or part of this work for personal or classroom use is granted without fee provided that copies are not made or distributed for profit or commercial advantage and that copies bear this notice and the full citation on the first page. Copyrights for components of this work owned by others than ACM must be honored. Abstracting with credit is permitted. To copy otherwise, or republish, to post on servers or to redistribute to lists, requires prior specific permission and/or a fee. Request permissions from permissions@acm.org.

© 2021 Association for Computing Machinery.

0730-0301/2021/10-ART \$15.00

<https://doi.org/10.1145/nnnnnnn.nnnnnnn>

can be formulated as a rigid alignment problem in certain higher-dimensional embedding spaces [Biasotti et al. 2016; Jain and Zhang 2006; Maron et al. 2016; Ovsjanikov et al. 2012].

Nevertheless, despite significant recent advances and their wide practical applicability, spectral methods can both be computationally expensive and unstable with increased dimensionality of the spectral embedding. On the other hand, a reduced dimensionality results in very approximate maps, losing medium and high-frequency details and leading to significant artifacts in applications.

In this paper, we show that a higher resolution map can be recovered from a lower resolution one through a remarkably simple and efficient iterative spectral up-sampling technique. Thus, given a very approximate correspondence, encoded using a small number of spectral coefficients (as few as 2–15 dimensions on each shape, in most cases), we show how a more accurate and detailed correspondence can be obtained with very little computational cost.

We further show that our refinement technique can be combined with standard map initialization methods to obtain state-of-the-art results in a wide range of settings, including intrinsic symmetry detection, isometric shape matching, non-rigid partial correspondence and non-rigid matching between point clouds, among others. Our method is robust to significant changes in shape sampling density, is easily scalable to meshes containing tens or even hundreds of thousands of vertices and is significantly (up to 10-100 times in certain cases) faster than existing state-of-the-art map refinement approaches, while producing either comparable or even superior results in many settings. For example, in Figure 1 we show a result obtained with our method on a pair of shapes, where starting from an initial 2×2 functional map, we recover a higher resolution functional and an accurate pointwise correspondence.

Contributions. To summarize:

- (1) We introduce a very simple map refinement method capable of improving upon the state of the art in a diverse set of shape correspondence problems; for each problem we can achieve the same or better quality at a fraction of the cost compared to the current top performing methods.
- (2) We demonstrate how higher-frequency information can be extracted from low-frequency spectral map representations.
- (3) We develop a theoretical justification of our method, shedding light on structural properties of functional maps.

2 RELATED WORK

Shape matching is a very well-studied area of computer graphics. Below we review the methods most closely related to ours, concentrating on spectral techniques for finding correspondences between

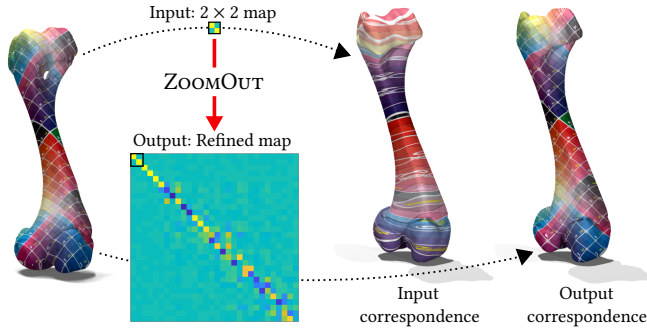


Fig. 1. Given a small functional map, here of size 2×2 which corresponds to a very noisy point-to-point correspondence (middle right) our method can efficiently recover both a high resolution functional and an accurate dense point-to-point map (right), both visualized via texture transfer from the source shape (left).

non-rigid shapes. We refer the interested readers to recent surveys including [Biasotti et al. 2016; Tam et al. 2013; Van Kaick et al. 2011] for a more in-depth treatment of the area.

Point-based Spectral Methods. Early spectral methods for shape correspondence were based on directly optimizing pointwise maps between spectral shape embeddings based on either adjacency or Laplacian matrices of graphs and triangle meshes [Jain and Zhang 2006; Jain et al. 2007; Mateus et al. 2008; Ovsjanikov et al. 2010; Scott and Longuet-Higgins 1991; Umeyama 1988]. Such approaches suffer from the requirement of a good initialization, and rely on restricting assumptions about the type of transformation relating the shapes. An initialization algorithm with optimality guarantees, although limited to few tens of points, was introduced in [Maron et al. 2016] and later extended to deal with intrinsic symmetries in [Dym and Lipman 2017]. Spectral quantities (namely, sequences of Laplacian eigenfunctions) have also been used to define pointwise descriptors, and employed within variants of the quadratic assignment problem in [Dubrovina and Kimmel 2010, 2011]. These approaches have been recently generalized by spectral generalized multidimensional scaling [Aflalo et al. 2016], which explicitly formulates minimum-distortion shape correspondence in the spectral domain.

Functional Maps. Our approach fits within the functional map framework, which was originally introduced in [Ovsjanikov et al. 2012] for solving non-rigid shape matching problems, and extended significantly in follow-up works, including [Aflalo and Kimmel 2013; Ezuz and Ben-Chen 2017; Kovnatsky et al. 2013; Rodolà et al. 2017] among others (see [Ovsjanikov et al. 2017] for a recent overview). These methods assume as input a set of corresponding functions, which can be derived from pointwise landmarks, dense descriptor fields, or from region correspondences. They then estimate a functional map matrix that allows to transfer real-valued functions across the two shapes, which is then converted to a pointwise map.

Although the first step reduces to the solution of a linear system of equations, this last step can be difficult and error prone [Ezuz and Ben-Chen 2017; Rodolà et al. 2015]. As a result, several strong regularizers have been proposed to promote certain desirable properties: see [Burghard et al. 2017; Huang and Ovsjanikov 2017; Litany et al.

2017; Nogneng and Ovsjanikov 2017; Rodolà et al. 2017; Wang et al. 2018b]. More recently, several other constraints on functional maps have been proposed to promote continuity of the pointwise correspondence [Poulenard et al. 2018], map curves defined on shapes [Gehre et al. 2018], extract more information from given descriptor constraints [Wang et al. 2018a], and for incorporating orientation information into the map inference pipeline [Ren et al. 2018].

High-frequency Recovery. Several approaches have also observed that high-frequency information can be recovered even if the input functional map is small or noisy. This includes both optimizing an input map using vector field flow [Corman et al. 2015], recovering precise (vertex-to-point) maps [Ezuz and Ben-Chen 2017] from low frequency functional ones, and using pointwise products to extend the space of functions that can be transferred [Nogneng et al. 2018].

Iterative Map Refinement. We also note other commonly-used relaxations for matching problems based on optimal transport, e.g. [Mandad et al. 2017; Solomon et al. 2016], which are often solved through iterative refinement. Other techniques that exploit a similar formalism for solving optimal assignment include the Product Manifold Filter and its variants [Vestner et al. 2017a,b]. Map refinement has also been considered in the original functional maps approach [Ovsjanikov et al. 2012] where Iterative Closest Point in the spectral embedding has been used to improve input functional maps. Finally, in the context of shape collections [Huang et al. 2014; Wang et al. 2013; Wang and Singer 2013], powerful cycle-consistency constraints have been used to iteratively improve input map quality.

Although these techniques can be very effective for obtaining high-quality correspondences, methods based purely on optimization in the spatial domain can quickly become prohibitively expensive even for moderate sampling density. On the other hand, spectral techniques can provide accurate solutions for low-frequency matching, but require significant effort to recover a high-quality dense pointwise correspondence; further, such approaches are often formulated as difficult optimization problems and suffer from instabilities for large embedding dimensions.

3 BACKGROUND & NOTATION

For simplicity, throughout our paper we adopt the notation and formalism of functional maps. However, our method is not limited to this setting and can be applied to refine any pointwise or functional correspondence.

Given a pair of shapes \mathcal{M} and \mathcal{N} , typically represented as triangle meshes, we associate to them the positive semi-definite Laplacian matrices $L_{\mathcal{M}}, L_{\mathcal{N}}$, discretized via the standard cotangent weight scheme [Meyer et al. 2003; Pinkall and Polthier 1993], so that e.g. $L_{\mathcal{M}} = A_{\mathcal{M}}^{-1} W_{\mathcal{M}}$, where $A_{\mathcal{M}}$ is the diagonal matrix of lumped area elements and $W_{\mathcal{M}}$ is the cotangent weight matrix, with the appropriate choice of sign to ensure positive semi-definiteness. We also make use of the basis consisting of the first $k_{\mathcal{M}}$ eigenfunctions of each Laplacian matrix, and encode it in a matrix $\Phi_{\mathcal{M}}^{k_{\mathcal{M}}} = [\varphi_1^{\mathcal{M}}, \varphi_2^{\mathcal{M}}, \dots, \varphi_{k_{\mathcal{M}}}^{\mathcal{M}}]$ having the eigenfunctions as its columns. We define the *spectral embedding* of \mathcal{M} as the $k_{\mathcal{M}}$ -dimensional point set $\{(\varphi_1^{\mathcal{M}}(x), \dots, \varphi_{k_{\mathcal{M}}}^{\mathcal{M}}(x)) \mid x \in \mathcal{M}\}$.

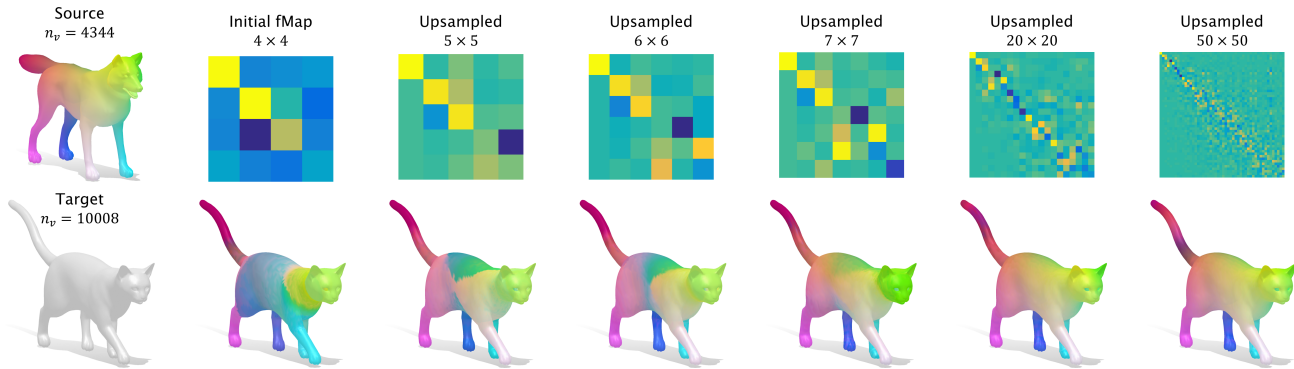


Fig. 2. ZOOMOUT example. Starting with a noisy functional map of size 4×4 between the two shapes we progressively upsample it using our two-step procedure and visualize the corresponding point-to-point map at each iteration via color transfer. Note that as the size of the functional map grows the map becomes both more smooth and more semantically accurate. We denote the number of vertices by n_v .

Given a point-to-point map $T : \mathcal{M} \rightarrow \mathcal{N}$, we denote by Π its matrix representation, s.t. $\Pi(i, j) = 1$ if $T(i) = j$ and 0 otherwise. Then, the corresponding *functional map* C is a linear transformation taking functions on \mathcal{N} to functions on \mathcal{M} ; in matrix notation, it is given simply by the projection of Π onto the corresponding functional basis:

$$C = \Phi_{\mathcal{M}}^+ \Pi \Phi_{\mathcal{N}}, \quad (1)$$

where $^+$ denotes the Moore-Penrose pseudo-inverse. When the eigenfunctions are orthonormal with respect to the area-weighted inner product, so that $\Phi_{\mathcal{M}}^T A_{\mathcal{M}} \Phi_{\mathcal{M}} = Id$, then Eq. (1) can be written as: $C = \Phi_{\mathcal{M}}^T A_{\mathcal{M}} \Pi \Phi_{\mathcal{N}}$. Note that C is a matrix of size $k_{\mathcal{M}} \times k_{\mathcal{N}}$, independent of the number of vertices on the two shapes.

In practice, computing a correspondence using the functional map representation typically follows the following pipeline (see [Ovsjanikov et al. 2017] for more details): 1) Computing a moderately-sized basis on each shape, consisting of 60-200 basis functions; 2) Formulating an objective function, based on preservation of descriptor functions, segment or landmark correspondences and regularization, such as commutativity with the Laplacian operators; 3) Solving for the optimal functional map C_{opt} by minimizing this energy; and 4) Converting the functional map to a point-to-point one. The complexity of this pipeline directly depends on the size of the chosen basis, and thus the dimensionality of the spectral shape embedding. As noted above, smaller bases allow simpler and more stable and efficient functional map recovery but result in only approximate pointwise correspondences, while larger functional maps can be more accurate but are also more difficult to optimize for and require stronger prior information such as more descriptors or landmarks.

Our main goal, therefore, is to show that accurate pointwise correspondences can be obtained even in the presence of only small, or approximate functional maps.

4 ZOOMOUT: ITERATIVE SPECTRAL UPSAMPLING

As input we assume to be given either a small, and possibly corrupted functional map C_0 of size $k_{\mathcal{M}} \times k_{\mathcal{N}}$ or a noisy point-to-point correspondence $T : \mathcal{M} \rightarrow \mathcal{N}$. We will discuss the role and influence of the input map in detail in the following sections. If the input

consists of a point-to-point map, we first convert it to a functional one via Eq. (1). Below we first describe our basic method and then provide a theoretical rationale behind it.

Given an input functional map C_0 our goal is to extend it to a new map C_1 of size $(k_{\mathcal{M}} + 1) \times (k_{\mathcal{N}} + 1)$ without any additional information. We do so by a simple two-step procedure:

- (1) Compute a point-to-point map T via Eq. (2), and encode it as a matrix Π .
- (2) Set $C_1 = (\Phi_{\mathcal{M}}^{k_{\mathcal{M}}+1})^T A_{\mathcal{M}} \Pi \Phi_{\mathcal{N}}^{k_{\mathcal{N}}+1}$.

We then iterate this procedure to obtain progressively larger functional maps $C_0, C_1, C_2, \dots, C_n$ until some sufficiently large n . As we demonstrate below, this remarkably simple procedure, which can be implemented in only a few lines of code, can result in very accurate functional and pointwise maps even given very small and possibly noisy input. To compute a pointwise map from a given C in step (1), we solve the following problem:

$$T(p) = \arg \min_q \|C(\Phi_{\mathcal{N}}(q))^T - (\Phi_{\mathcal{M}}(p))^T\|_2, \quad \forall p \in \mathcal{M} \quad (2)$$

where $\Phi_{\mathcal{M}}(p)$ denotes the p^{th} row of the matrix of eigenvectors $\Phi_{\mathcal{M}}$. This procedure gives a point-to-point map $T : \mathcal{M} \rightarrow \mathcal{N}$. Note that this step can be reduced to a set of nearest-neighbor queries in the $k_{\mathcal{M}}$ -dimensional space. It is also nearly identical, up to change in direction, to the pointwise map recovery step described in the original functional maps article [Ovsjanikov et al. 2012, Section 6.2] but differs from other point-to-point recovery steps, introduced, e.g., in [Ezuz and Ben-Chen 2017] as we discuss below in detail.

Figure 2 shows an example of ZOOMOUT on a pair of animal shapes from the TOSCA dataset [Bronstein et al. 2008]. Starting with a 4×4 functional map, we show both the functional and point-to-point (visualized via color transfer) map throughout our upsampling iterations. Note how the pointwise map becomes both more smooth and accurate as the functional map grows.

4.1 Map Initialization

As mentioned above, our method takes as input either a functional map C_0 or a point-wise map, which we then convert to its functional representation via Eq. (1).

In practice, we initialize our pipeline by optimizing for the functional map C_0 having size $k_M \times k_N$ by using one of the existing functional map estimation approaches, and we have tested a range of recent techniques, including [Ren et al. 2018; Rodolà et al. 2017] among others, across different settings described in detail in Section 5. All of these methods are based on solving an optimization problem based on, e.g. enforcing preservation of descriptors or structural properties such as commutativity with the Laplacian operator.

The key parameter for this initialization is the size of the functional map, and in most settings, we set $k_M = k_N = k$ for some small k . This value ranges between 4 and 20 in all of our experiments, and allows us to obtain high quality maps by up-scaling C_0 to sizes up to 200×200 depending on the scenario. In other words, we use an existing functional map estimation pipeline to compute a functional map of size between 4×4 and 20×20 which we then up-scale using our approach. We have observed that the key requirement for the input map C_0 is that although it can be noisy and approximate, it should generally disambiguate between the possible symmetries exhibited by the shape. Thus, for example, if 4 basis functions are sufficient to distinguish left and right on the animal models shown in Figure 2, then with a functional map of this size our method can produce an accurate final correspondence. Perhaps the most difficult case we have encountered is in disambiguating front and back in human shapes which requires approximately 15 basis functions. This is still significantly smaller than typical values in existing functional map estimation pipelines, which are based on at least 60 to 100 basis functions to compute accurate maps.

4.2 Acceleration Strategies

Here, we discuss three methods to accelerate the implementation: varying the step size, approximate nearest neighbor search, and subsampling of the shapes.

The basic method increases the size of the functional map by one row and one column at each iteration. This choice is supported by our theoretical analysis below, which suggests that increasing by one at each iteration helps to promote isometric maps, when they are present. Nevertheless, in practice our method can also achieve good accuracy with larger increments ranging between 2 and 5 (please see supplementary materials for an illustration). Thus, for efficiency reasons, in several large scale experiments we up-sample the initial map to a functional map having size 50×50 with increment one and then use increments of size 5 to upsample to the final dimensionality. We also note that in some settings, especially in the context of partial correspondence or in challenging non-isometric pairs, it is more reasonable to have rectangular functional maps having more rows than columns. In those settings, we can increase the number of rows with higher increments than that of columns. We point out these explicitly in Section 5.

Rather than computing exact nearest neighbors, it is also possible to compute *approximate* nearest neighbors during up-sampling. This can be particularly useful in higher dimensions where such queries can become expensive. In practice, we have observed that using the FLANN library [Muja and Lowe 2014] can lead to a 30x time improvement with negligible impact on final quality ($\sim 0.001\%$ decrease of average accuracy).

Furthermore, it is also possible to only use a sub-set of the points on the shapes. This can be seen, for example, by noting that in the presence of perfect information a functional map C of size $k \times k$ is fully determined by k point correspondences. Thus, it is possible to sample a small number (typically a few hundred) points on each shape, perform both steps of our refinement using the spectral embedding of only those points, and then convert the final functional map to a *dense* pointwise correspondence only once.

4.3 Analysis

Despite its simplicity, the method described above has several interesting properties, which we highlight below.

Suppose, for convenience, that the functional map C_k at iteration k of our algorithm has size $k \times k$. Then, it is easy to see that the two steps described above can be re-written as follows:

$$(1) \Pi_k = \min_{\Pi_k} \|\Pi_k \Phi_N^k C_k^\top - \Phi_M^k\|_F^2$$

$$(2) C_{k+1} = \min_{C_{k+1}} \|\Pi_k \Phi_N^{k+1} - \Phi_M^{k+1} C_{k+1}\|_F^2.$$

The minimization in the first step is done with the constraint that Π must represent a pointwise map, i.e., it must contain exactly one non-zero entry per row, which must equal 1. On the other hand, the optimization in the second step is unconstrained. We will call pairs of pointwise and functional maps (Π, C) that achieve zero energy in these equations as satisfying Properties 1. and 2. respectively.

The following theorem suggests that our iterative method, which tries to maintain a relation between the functional and pointwise maps can help to promote isometric maps when they are present.

THEOREM 4.1. *Let T be a pointwise map, represented as a binary matrix Π , and C be the corresponding functional map, encoded in the full Laplacian eigenbasis. If C_k is a sub-matrix of C , restricted to the first k rows and k columns, and the Laplacian matrices have the same eigenvalues, none of which are repeating, then (Π, C_k) satisfy Properties 1. and 2. for all k if and only if the map T is an isometry.*

This result shows that trying to construct a pointwise map T that “agrees” with its functional counterpart C , in the sense of satisfying Properties 1. and 2. for every leading principal submatrix of C , i.e., the restriction of C to the first rows and columns, helps to promote isometric correspondences.

We remark that this result is closely related to the well-known statement [Ovsjanikov et al. 2012; Pokrass et al. 2013] that a map corresponds to an isometry if and only if the corresponding functional map, expressed in the full Laplacian basis, is diagonal. In the continuous setting, this corresponds to the statement that a diffeomorphism is an isometry if and only if its pull-back commutes with the Laplace-Beltrami operator [Rosenberg 1997].

Note, however, that our approach has the key property that rather than trying to estimate a large, approximately diagonal, functional map and converting it to a point-to-point one, as done in previous work, we progress dimension by dimension, while ensuring that the current functional map always arises from a point-to-point correspondence.

This way, our method helps to avoid two main challenges associated with existing techniques: first, not every diagonal functional map arises from a point-to-point one and second, in practice most maps are, at best, near isometries so the functional maps will not be

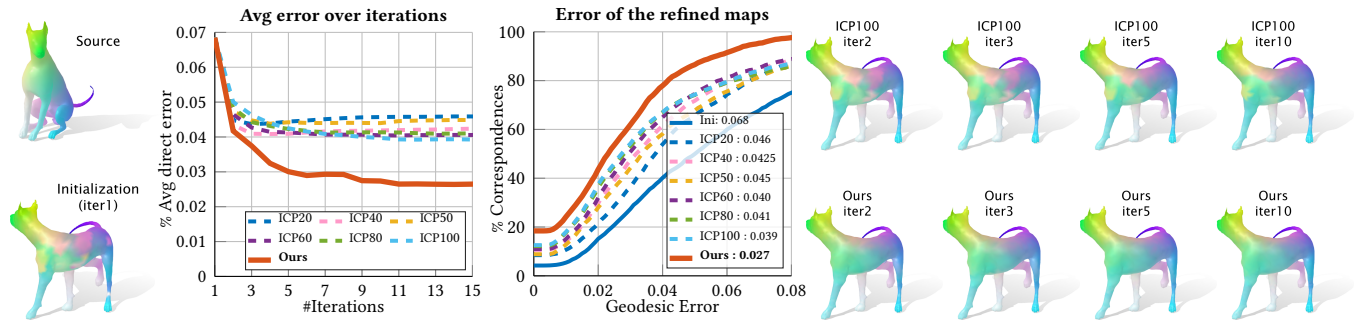


Fig. 3. Refinement over iterations. Here we compare our refinement method to the regular ICP algorithm with different dimensions w.r.t. the given initial map shown in the first column. The second figure shows the average error of the pointwise map over iterations during the refinement. The third figure shows the error summary of the refined map after 15 iterations of different refinement settings. In both plots we can see that regardless of dimension, ICP gets trapped in a local minimum. The last four columns visualize the refined maps at iteration 2, 3, 5, and 10 of ICP with dimension 100 and our method.

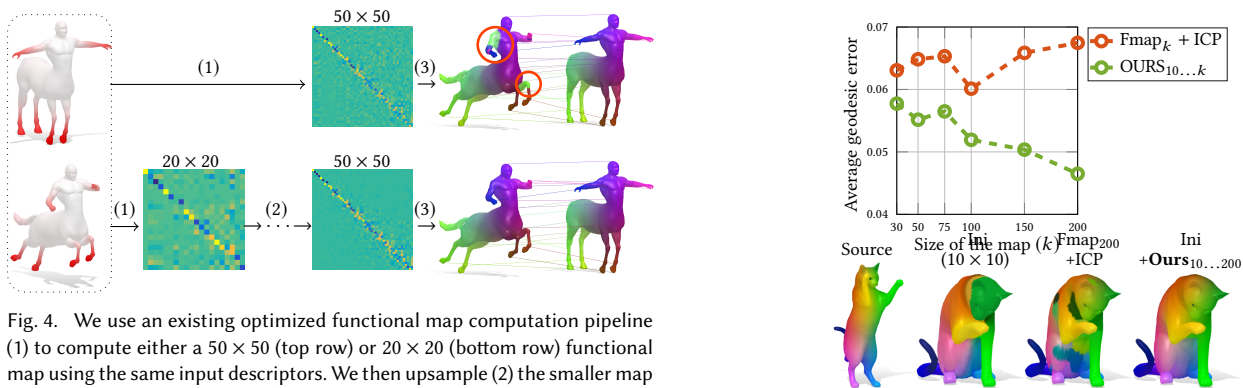


Fig. 4. We use an existing optimized functional map computation pipeline (1) to compute either a 50×50 (top row) or 20×20 (bottom row) functional map using the same input descriptors. We then upsample (2) the smaller map to also have size 50×50 using our technique, and convert both to pointwise correspondences (3). Note that our approach leads to better results as can be seen, e.g., on the arms and legs.

exactly diagonal. Our approach therefore helps to *promote* diagonal functional maps across all spectral dimensions, while maintaining a link between the functional and pointwise correspondences.

We illustrate the difference between our method and the standard approach in Figure 4, which shows the result of an existing functional map estimation pipeline with orientation preservation [Ren et al. 2018] for a map of size 50×50 with careful parameter tuning for optimality, which nevertheless leads to noise in the final point-to-point map. Initializing the map to have size 20×20 using exactly the same descriptors and upsampling it to a larger size with our approach leads to a significant improvement.

4.4 Relation to Other Techniques

Our method is closely related to several previously-proposed techniques, but is fundamentally different in several ways that we highlight below:

The original functional maps work [Ovsjanikov et al. 2012] proposed a simple method based on **Iterative Closest Point** (ICP) refinement of computed functional maps. While closely related, our method crucially, progressively increases the dimension of the spectral embedding during refinement. This allows us to both process smaller initial functional maps, which are easier to compute, and,

Fig. 5. Analyzing the impact of the input functional map size. Given a pair of shapes, we use a fixed set of descriptors and the approach of [Nogneng and Ovsjanikov 2017] to compute a functional map of size $k \times k$ and refine it with ICP. Alternatively, we compute a functional map of size 10×10 using the same approach and up-scale it to $k \times k$ using our method. Note that, unlike this standard baseline, our method leads to improvement as k grows. On the right we show a qualitative illustration for $k = 200$.

as we show in Figure 3, avoids getting trapped in local minima during refinement in higher dimensions, significantly improving the final accuracy. Moreover, differently from ICP our approach does not force the singular values of functional maps to be 1, giving it more flexibility. We also invert the direction of the pointwise and functional maps in a way that is consistent with the directions of a map and its pull-back. In addition to Figure 3 showing the tendency of ICP to get trapped in local minima in higher dimensions, we also illustrate in Figure 5 that our method is more stable to the size of the initial functional map and achieves higher accuracy.

A method for **deblurring and denoising** of maps between shapes was introduced more recently in [Ezuz and Ben-Chen 2017], which is also based on the functional maps representation. This method is able to produce high-quality pointwise correspondences for sufficiently good input functional maps of fixed input dimension. However, at its core, it is not an iterative approach, and as we show

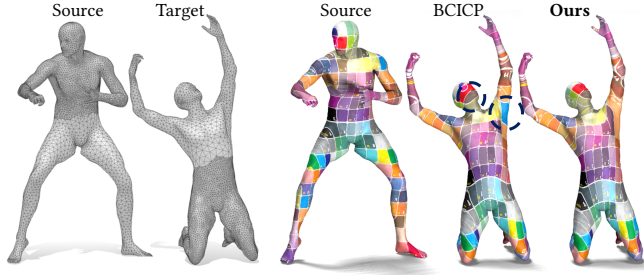


Fig. 6. Inconsistent sampling density. We show a pair of human shapes, where the sampling density of the upper body of the source is 3 times more than that of the target shape, and inversely on the lower body. We initialized the map using WKS descriptors and refined it using BCICP and our method. Our refinement is 5× faster in this case and has less local distortion.

experimentally can fail to improve upon approximate, computed functional maps in practice.

A recent powerful technique for improving noisy functional maps was introduced in [Ren et al. 2018], called **BCICP**. The method is based on refining maps in both the spectral and spatial domains, while incorporating bijectivity, smoothness and coverage through a series of sophisticated update steps. Although capable of significant improvement, this method requires the computation of geodesic distances, it is inefficient, and suffers from poor scalability. As an extension of the original **ICP**, this method is also based on spectral embeddings of fixed size. As we show in our tests, our very simple approach can achieve similar and even superior accuracy at a fraction of the time cost. Figures 6 and 7 show qualitative comparisons of our method with **BCICP**, **deblur** and **ICP** on pairs of remeshed shapes from the FAUST [Bogo et al. 2014] dataset. We provide a more complete evaluation in Section 5.

We also note a very recent unpublished approach [Ezuz et al. 2018] for map refinement, based on minimizing the bi-directional geodesic Dirichlet energy. In a similar spirit to our method, this technique is based on splitting the alignment in a higher-dimensional embedding space from the computation of pointwise maps. However, this method requires the computation of all pairs of geodesic distances, and results in least squares problems with size proportional to the number of points on the shapes at each iteration. Furthermore, similarly to ICP and BCICP, the embedding dimension is fixed throughout the approach. As a result, our approach is significantly more scalable to more complex meshes, and as we show can be used to handle shapes with tens to hundreds of thousands of vertices. See Figure 8 for a qualitative comparison.

Finally, refinement methods operating in the spatial domain have also been proposed. Since these methods do not work with spectral embeddings, their relation to our methodology is mostly conceptual. Vestner et al. [2017a; 2017b] presented an alternating diffusion process based on solving a sequence of combinatorial problems; the approach demonstrates high accuracy in challenging cases, but is severely limited by mesh resolution. Other approaches formulate shape correspondence by seeking for optimal transport plans iteratively via Sinkhorn projections. These approaches scale poorly to large meshes [Solomon et al. 2016] or can have issues with non-isotropic meshes [Mandad et al. 2017].

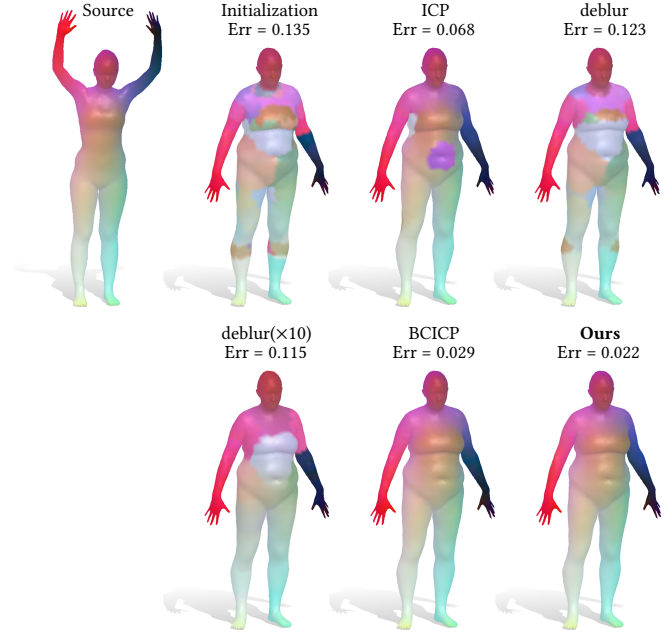


Fig. 7. Refinement example. Given the initialization computed from WKS descriptors, we compare our method with existing refinement techniques, including applying **deblur** iteratively 10 times. The corresponding average error for each method is shown in the title. The runtime for our algorithm on this pair is 15s while it takes 300s for BCICP, the second best method after ours.

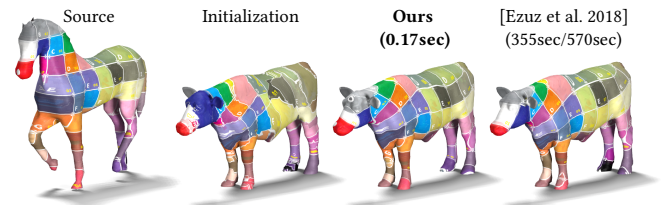


Fig. 8. Comparison with the recent method [Ezuz et al. 2018]. Both methods are initialized with a 17×10 functional map provided by the authors. Our solution has comparable quality and is more than 3 orders of magnitude faster; the reported runtimes are for a (CPU) implementation of our method with acceleration, and a (GPU/CPU) implementation of [Ezuz et al. 2018]. Note that this is a preliminary comparison with the code provided by the authors; being still unpublished work, the final code can change and thus comparisons will need a more extensive evaluation.

5 RESULTS

In this section we first show how our remarkably simple and easy to implement method can be used in conjunction with existing techniques across a range of application scenarios, including symmetry detection, map refinement across complete shapes, partial matching and function transfer. In each application we demonstrate a quantitative improvement as well as a significant speedup compared to the best competing method. We also evaluate the robustness and scalability of our method. We implemented our approach and performed all the evaluations in MATLAB. Throughout all experiments, unless

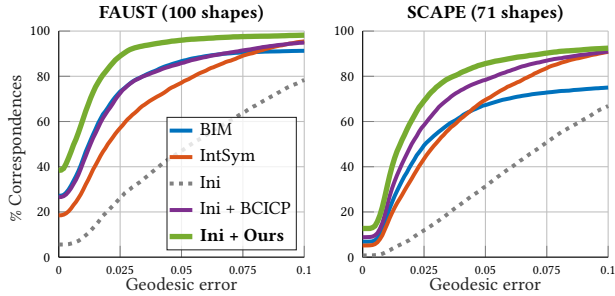


Fig. 9. Symmetry detection accuracy. Using very approximate initial maps (Ini) we refine them using our method or BCICP, and compare the results to Blended Intrinsic Maps (BIM) and a recent state-of-the-art method IntSym [Nagar and Raman 2018]. For the FAUST dataset, our method has average error of 0.0161, while the best competing method (BCICP) has an average error of 0.0293; for the SCAPE dataset the average errors are respectively 0.0471 and 0.0501. Runtime: on average, our method (without acceleration, refining from basis size 20 to 200 with step size 1) is 4× faster than BCICP.

otherwise stated, ICP refers to applying it in the same dimension as the input functional map.

Symmetry Detection. We first apply our approach for computing pose-invariant symmetries. This problem has received a lot of attention in the past and for simplicity we only evaluate the performance of the most recent and widely used techniques. In this application we are only given a single shape and our goal is to compute a high-quality intrinsic symmetry, such as the left-right symmetry present in humans. This problem is slightly different from the pairwise shape matching scenario, since the identity solution must be ruled out. To initialize our method we leverage a recent approach for encoding map orientation in functional map computations [Ren et al. 2018]. Namely, we compute the WKS descriptors [Aubry et al. 2011] and compute an initial functional map of size 10×10 by solving an optimization problem with exactly the same parameters as in [Ren et al. 2018], but instead of orientation-preserving, we promote orientation-reversing maps. This gives us an initial functional map (called Ini throughout the evaluation), which we then up-scale using our method to size 100×100 . We then evaluate the final pointwise map, by measuring the geodesic distance of each vertex to its ground truth symmetric counterpart. Figure 9 shows the error curves on two benchmark datasets, FAUST [Bogo et al. 2014] and SCAPE [Anguelov et al. 2005], for our approach and several alternatives following the protocol introduced in [Kim et al. 2011] plotting the fraction of correspondences with geodesic error below different threshold values. Note that the shapes in both datasets are not meshed in a symmetric way, so a successful method must be able to handle, often significant, changes in mesh structure.

We compare our technique to a very recent state-of-the-art “Fast and Accurate Intrinsic Symmetry Detection” (IntSym) [Nagar and Raman 2018] as well as to a more classical Blended Intrinsic Maps approach [Kim et al. 2011]. Furthermore, we also tried to refine the input functional maps with BCICP. Note that our simple upscaling approach achieves a significant improvement compared to all alternatives, including the combination of Ini + BCICP, which provides

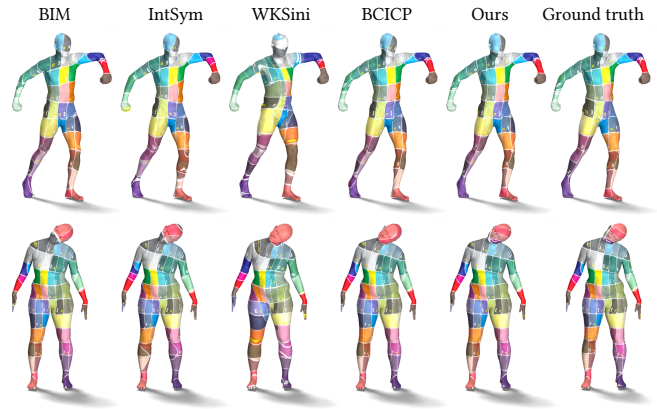


Fig. 10. Symmetry detection: the first row shows an example from the SCAPE dataset, while the second row shows an example from the FAUST dataset. Note that the triangulations are not symmetric.

a very strong baseline, with a very advanced refinement method. Our method is also significantly faster even *without any acceleration strategies*: for example, on the FAUST dataset our method takes 65 seconds total per shape, compared to 230 seconds for BCICP, on a workstation with a 3.10GHz processor and 64 GB memory. Figure 10 further shows a qualitative comparison of our result with that of other techniques. Finally, we remark that for human shapes the first four Laplace-Beltrami eigenfunctions follow the same structure disambiguating top-bottom and left-right. Therefore we can use a fixed 4×4 diagonal functional map with entries $1, 1, -1, -1$ as an initial guess for human symmetry detection. Results with this initialization are shown in the supplementary materials.

Refinement. We applied our technique to refine maps between pairs of shapes in several challenging benchmarks and compared our method with recent state-of-the-art techniques. For reference, we used the evaluation datasets and baselines provided by [Ren et al. 2018]. The datasets include the standard FAUST [Bogo et al. 2014] and TOSCA [Bronstein et al. 2008], but where each shape is remeshed independently so that shapes have different number of vertices and often significantly different triangulations. As such, these are more challenging than the original datasets on which near-perfect results have been reported in the past. In all settings we initialize the maps using the standard functional map optimization procedure used in [Ren et al. 2018] with the same descriptors and parameters. We also only allow direct maps, so that correspondences mapping left to right are penalized in this case, and report results with other metrics in the supplementary material.

Figure 11 shows the error plots for both FAUST and TOSCA datasets with automatic descriptor-based initialization using either WKS descriptors (WKSini) or segment-based correspondences [Kleiman and Ovsjanikov 2018] with the same parameters as in [Ren et al. 2018]. The results shown in Figure 11 are therefore directly comparable to the state-of-the-art results reported in [Ren et al. 2018]. Note that in that work, BCICP refinement was shown to be significantly superior to the original ICP-based refinement of [Ovsjanikov et al. 2012]. In all of our experiments, we initialized the input functional map to be of size 20×20 , which was then up-sampled to

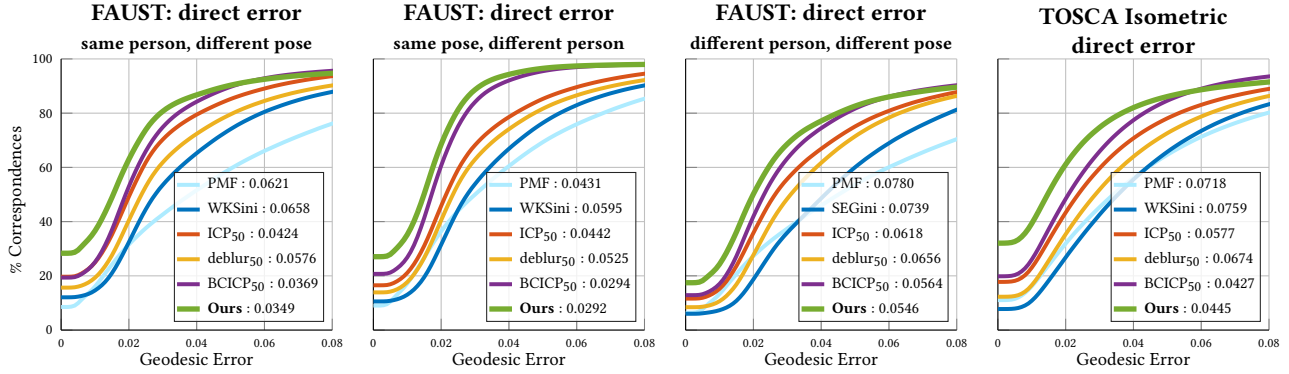


Fig. 11. Shape matching on the FAUST and TOSCA datasets. We used 100 shape pairs for each of the three categories of the FAUST dataset and 284 pairs for the TOSCA Isometric dataset. The plots show the distribution of the *direct geodesic error* averaged over all the pairs.

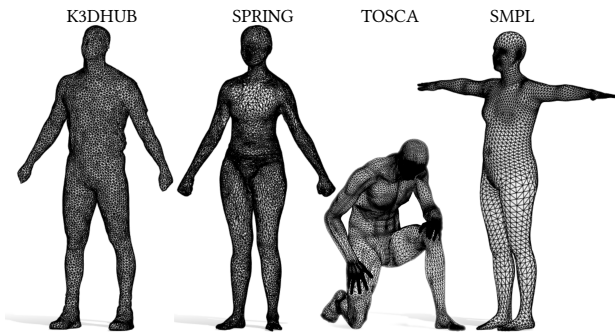


Fig. 12. A subset of the meshes used for test with different connectivity.

200 × 200 using our method. We also compared with the recent map deblurring and denoising method [Ezuz and Ben-Chen 2017] and with the Product Manifold Filter-based refinement [Vestner et al. 2017a] using the same input correspondence. As shown in Figure 11, our approach achieves higher or comparable accuracy to state-of-the-art on these datasets. Perhaps more importantly, our method is much simpler to implement than the state-of-the-art methods. For example, BCICP explicitly refines the smoothness, coverage, bijectivity, and outlier regions using separate algorithm components for each of these four tasks.

Figure 7 also shows a qualitative comparison with other methods on a single FAUST pair using WKS descriptors. In addition to ICP and BCICP we also experimented with an iterative version of the deblurring method of [Ezuz and Ben-Chen 2017], named “deblur(×10)”. In our experiments, however, such iterative versions did not result in significant improvement, as shown in Figure 7.

Matching meshes with significantly different connectivity.

We collect 15 meshes with different connectivity from three different datasets. 5 male and 5 female shapes from TOSCA [Bronstein et al. 2008] (around 50K vertices), 5 from SPRING [Yang et al. 2014] (12.5K vertices) and one from K3DHUB [Xu et al. 2018] (around 10K vertices). In Figure 12 we show some of the meshes involved in this experiment; note the different connectivity. We first register

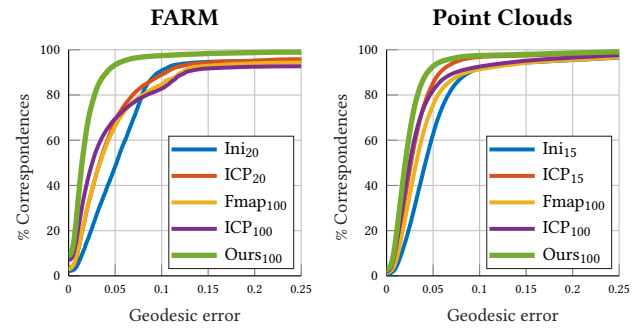


Fig. 13. *Left*: Comparison on the FARM dataset. *Right*: Results on point clouds. Average geodesic error on FARM: $\text{Ini}_{20} = 0.0908$; $\text{ICP}_{20} = 0.07944$; $\text{Fmap}_{100} = 0.08429$; $\text{ICP}_{100} = 0.0908$; $\text{Ours}_{100} = 0.02626$. Average Euclidean error on Point Clouds: $\text{Ini}_{15} = 0.05981$; $\text{ICP}_{15} = 0.03539$; $\text{Fmap}_{100} = 0.05319$; $\text{ICP}_{100} = 0.04371$; $\text{Ours}_{100} = 0.02779$.

the SMPL parametric model [Loper et al. 2015] to all the considered shapes using FARM [Marin et al. 2018], a recent pipeline for human body registration. These registrations provide us with ground truth correspondences to the SMPL mesh, which we can now use for quantitative evaluation. We initialize our method with a 20 × 20 functional map estimated according to [Nogneng and Ovsjanikov 2017], using WKS and 2 landmarks as probe functions (Ini_{20}). We upscale the initial square map to size 100 × 100. We compare with: functional maps of size 100 × 100, estimated with the same framework and the same probe functions as in our initialization (FMAP_{100}); ICP applied to the initial map (ICP_{20}); and ICP applied to FMAP_{100} (ICP_{100}). Quantitative results are reported in Figure 13 (left), while a visualization of the error is shown in Figure 14.

Point cloud surfaces. We use the proposed refinement algorithm to compute correspondences between point clouds. This is a very challenging setting for spectral correspondences and several standard methods for meshes typically fail when applied to point clouds. The point clouds are generated from the FAUST dataset [Bogo et al.

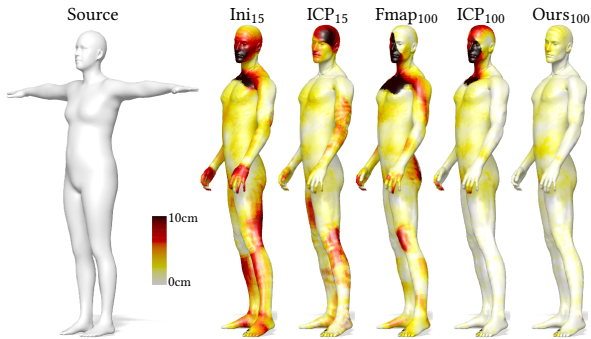


Fig. 14. Matching error on a pair from the FARM dataset (SMPL to TOSCA). We define the error as the geodesic distance between the estimated and the ground truth correspondences. The error is encoded as a heatmap, growing from white (zero error) to black (≥ 10 cm error).

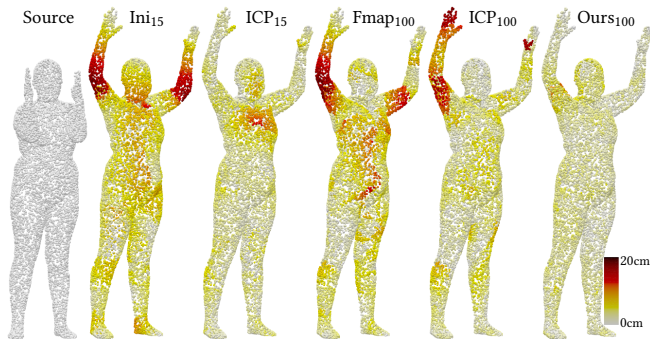


Fig. 15. Error visualization on point clouds. The matching error is defined as the Euclidean distance between the estimated matches and the ground truth correspondences and it is encoded by the heat colormap, growing from white (zero error) to black (≥ 20 cm error).

2014] by selecting triangles proportionally to their area and generating points uniformly at random in them. The FAUST ground truth is then extended to the point clouds. We estimate the Laplace operator on point clouds as proposed in [Belkin et al. 2009]. The initial 15×15 functional map is estimated again according to [Nogeng and Ovsjanikov 2017], with WKS and 3 landmarks (Ini₁₅). We upscale the initial square matrix from 15 to 100. As competitors we consider FMAP₁₀₀, ICP₁₅ and ICP₁₀₀ as in the previous experiment. Quantitative results and error visualization on point clouds are respectively shown on the right in Figure 13 and in Figure 15.

Matching meshes with non-uniform sampling density. We consider also one pair of meshes with a strongly non-uniform sampling density. The two shapes are depicted on the left in Figure 6. The density changes both internally to a single shape and between the two. We compare our method to the initialization and to the BCICP approach. The results are reported on the right in Figure 6.

Partial Matching. A particularly challenging setting of shape correspondence occurs whenever one of the two shapes has missing geometry (*part-to-full* matching). Such situation frequently arises

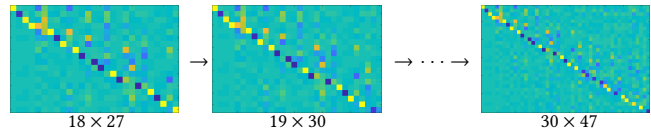


Fig. 16. Partial matching involves functional maps C with slanted diagonal. To account for this particular structure, we iteratively increase the two dimensions of C by different amounts, see Equations (4)-(5). This allows correct upscaling, as shown in this example.

in 3D vision applications, where one typically deals with range data suffering from self-occlusions and other artifacts. Few approaches have attempted to address this case, with the state of the art lagging behind the more classical full-to-full setting by a good margin.

In [Rodolà et al. 2017] it was shown that functional maps encoding part-to-full correspondence still assume a meaningful structure in the Laplacian eigenbasis. Consider a *partial* point-to-point map $T : \mathcal{M} \rightarrow \mathcal{N}$ taking a partial shape \mathcal{M} isometrically to (a subset of) a full shape \mathcal{N} . The functional map matrix C associated with the partial isometry T has a “slanted-diagonal” structure, with diagonal slope depending on the area ratio $\frac{A(\mathcal{N})}{A(\mathcal{M})}$ (here $A(\cdot)$ denotes surface area). A functional correspondence algorithm was then proposed, where this particular diagonal structure is explicitly imposed.

Our spectral upscaling method can be applied by keeping in mind the above observation. Differently from [Rodolà et al. 2017], however, we only *weakly* enforce the expectation of a slanted diagonal, namely by allowing the matrix C to assume a rectangular shape. Specifically, let C be a $k_{\mathcal{M}} \times k_{\mathcal{N}}$ functional map matrix encoding a partial isometry. An estimate for $r = \text{rank}(C)$ can be obtained by [Rodolà et al. 2017, Eq. 9]:

$$r = \max_{i=1}^{k_{\mathcal{M}}} \{i \mid \lambda_i^{\mathcal{M}} < \frac{k_{\mathcal{N}}}{\max_{j=1}^{k_{\mathcal{N}}} \lambda_j^{\mathcal{N}}}\}, \quad (3)$$

in other words, r is the index of the largest possible eigenvalue of the partial shape for which there exists a corresponding eigenvalue of the full shape; in the classical case where both \mathcal{M} and \mathcal{N} are full (and nearly isometric), Eq. (3) is equivalent to $r = \min\{k_{\mathcal{M}}, k_{\mathcal{N}}\}$.

Given a choice of $k_{\mathcal{M}}$ and $k_{\mathcal{N}}$, one can then estimate the rank (hence the diagonal slope) of C without solving a correspondence problem. We use this intuition to determine the stride of $k_{\mathcal{N}}$ across our iterations. Specifically, at each step we upscale by

$$k_{\mathcal{M}} \mapsto k_{\mathcal{M}} + 1 \quad (4)$$

$$k_{\mathcal{N}} \mapsto k_{\mathcal{N}} + 1 + \lceil \frac{k_{\mathcal{N}}}{100} (100 - r) \rceil \quad (5)$$

where r is estimated via (3) after setting $k_{\mathcal{M}} = k_{\mathcal{N}} = 100$. In the classical full-to-full setting (where $r = 100$), the update formula (5) boils down to the simple one-dimensional increment; see Figure 16 for an illustration.

For these tests we adopt the SHREC’16 Partial Correspondence benchmark [Cosmo et al. 2016a], consisting of 8 shape classes (humans and animals) undergoing partiality transformations of two kinds: regular ‘cuts’ and irregular ‘holes’. All shapes are additionally resampled independently to $\sim 10K$ vertices. Evaluation is performed over 200 shape pairs in total, where each partial shape is matched

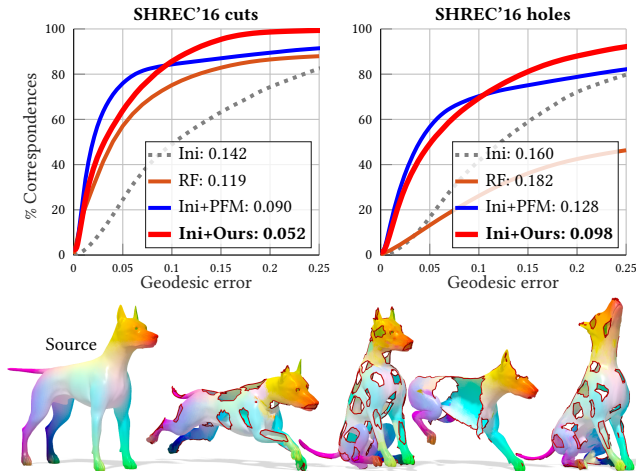


Fig. 17. *Top row*: Comparisons on the SHREC'16 Partial Correspondence benchmark with the state of the art method Partial Functional Maps (PFM) [Rodolà et al. 2017] and with the Random Forests (RF) baseline [Rodolà et al. 2014]. Average runtimes are 6sec and 70sec for our method and PFM respectively; both methods are initialized with a 4×4 ground truth matrix C . *Bottom row*: Qualitative results of our method on the dog class.

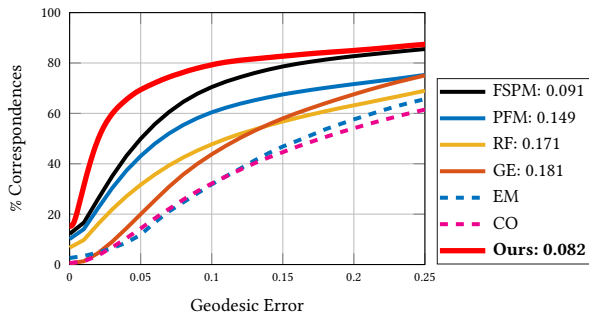


Fig. 18. Comparisons on the SHREC'16 Topology benchmark. Competing methods include PFM, RF, Green's Embedding (GE) [Burghard et al. 2017], Expectation Maximization (EM) [Sahillioglu and Yemez 2012], Convex Optimization (CO) [Chen and Koltun 2015], and Fully Spectral Partial Matching (FSPM) [Litany et al. 2017]. Dashed curves indicate sparse methods.

to a full template of the corresponding class. Quantitative and qualitative results are reported in Figure 17.

Topological Noise. We further explore the setting in which the shapes are subjected to mesh gluing in the areas of self-contact (e.g., touching hands generating a geodesic shortcut). For this task, we compare with the state of the art on the SHREC'16 Topology benchmark [Löhner et al. 2016] (low resolution challenge), consisting of 25 shape pairs ($\sim 12K$ vertices each) undergoing nearly isometric deformations with severe topological artifacts. We initialize our method with a 30×30 matrix C estimated via standard least squares using dense SHOT descriptor fields [Tombari et al. 2010] as probe functions. Since self-contact often leads to mild partiality, we adopt the rectangular update rules (4)-(5). Results are reported in Figure 18.

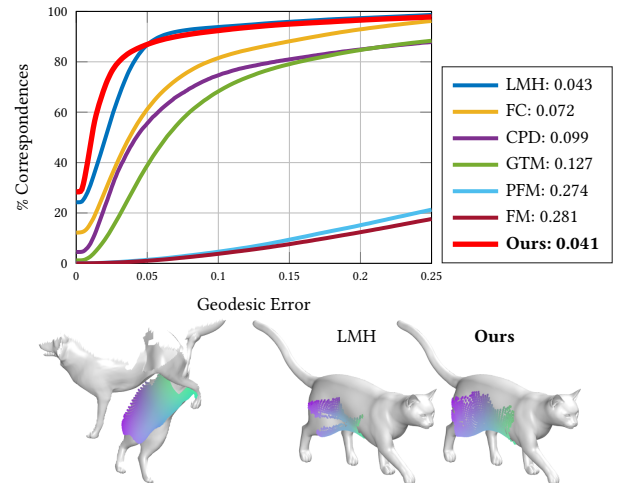


Fig. 19. *Top row*: Comparisons on deformable object-in-clutter with the task-specific algorithms Localized Manifold Harmonics (LMH) [Melzi et al. 2018] and Functional object in Clutter (FC) [Cosmo et al. 2016b], and the baselines PFM, the standard functional maps pipeline (FM), Game-Theoretic Matching (GTM) [Rodolà et al. 2012], and Coherent Point Drift (CPD) [Myronenko and Song 2010]. *Bottom row*: Our spectral upscaling has the effect of increasing map coverage if compared to the closest competitor LMH.

Deformable Object-in-Clutter. Cosmo et al. [2016b] considered the setting in which a full template model \mathcal{M} has to be matched to a partial observation in a cluttered scene \mathcal{N} , and proposed an algorithm for this task based on the functional map representation. For the same task, it was later proposed in [Melzi et al. 2018] to consider a Hamiltonian $H_{\mathcal{M}} = L_{\mathcal{M}} + V_{\mathcal{M}}$ in place of the standard manifold Laplacian, where $V_{\mathcal{M}} = \text{diag}(1 - v)$ is a localization potential concentrated on the support of a given (soft) indicator function $v : \mathcal{M} \rightarrow [0, 1]$; eigenfunctions of $H_{\mathcal{M}}$ are supported on v . Potentials on \mathcal{M} and \mathcal{N} were obtained by constructing mixtures of Gaussians from sparse point-wise matches yielded by a clutter-robust algorithm [Rodolà et al. 2012].

The matching algorithm of [Melzi et al. 2018] consists of just the first step of our algorithm, although *in a different basis*: A localized functional map is first encoded in the Hamiltonian eigenfunctions, and then converted back to a point-to-point map via nearest neighbors. We performed experiments showing that spectral upscaling can be applied to improve the quality of maps in this alternative basis. In these tests we initialize as in [Melzi et al. 2018], and evaluate on the entire dataset of [Cosmo et al. 2016b], consisting of 150 cluttered scenes and 3 query models (animals). The results are reported in Figure 19.

Transfer of functions. Another useful application of functional maps is their ability to transfer functions without necessarily converting to pointwise correspondences. This application, however, can be hindered by the fact that small functional maps can only transfer low-frequency information. A recent approach [Nogneng et al. 2018] has tried to lift this restriction by noting that higher frequency functions can be transferred using “extended” bases consisting of pointwise products of basis functions. Our approach is

function	Ini	ICP	p2p [†]	ICP ₂₀₀	Prod [†]	Ours	Ours [†]
HeatKernel	0.80	0.18	0.15	0.17	0.19	0.10	0.10
HeatKernel ₂₀₀	0.95	0.84	0.52	0.34	0.65	0.29	0.29
HKS	0.66	0.55	0.21	0.21	0.28	0.14	0.13
WKS	0.51	0.15	0.06	0.11	0.13	0.04	0.04
XYZ	0.67	0.13	0.09	0.12	0.15	0.05	0.05
Indicator	0.77	0.30	0.18	0.20	0.26	0.17	0.17
SHOT	0.87	0.82	0.87	0.74	0.78	0.73	0.73
AWFT	0.45	0.26	0.18	0.19	0.24	0.14	0.14
Delta	0.98	0.93	0.67	0.43	0.82	0.38	0.38

Table 1. Results in the transfer of different classes of functions, average on 20 pairs from FAUST dataset. Initial fmap size is 40×30 (Ini), final size of ours is 210×200 . The methods marked with [†] are initialized with the initial functional maps refined by ICP. See text for details.

similar in spirit since it also allows to extend the expressive power of a given functional map by increasing its size and thus enabling transfer of higher-frequency information.

We evaluated our method by directly comparing with the state of the art [Nogneng et al. 2018]. For 9 different classes of functions we compute the error as the norm of the difference between the transferred function and the ground truth g (obtained by transferring using the ground truth pointwise map), normalized by the norm of g . The functions considered are: Heat Kernel computed with 30 and with 200 eigenfunctions, descriptors HKS [Sun et al. 2009], WKS [Aubry et al. 2011], SHOT [Tombari et al. 2010] and AWFT [Melzi et al. 2016] the coordinates of the 3D embedding, binary indicator of region, and the heat kernel with a very small time parameter approximating a delta function defined around a point. The results are reported in Table 1. We select the same setting of parameters adopted in [Nogneng et al. 2018]. The average is obtained on 20 pairs of shapes selected at random from the FAUST dataset. We refine the initial map (Ini) of dimension 40×30 , computed using the approach of [Nogneng and Ovsjanikov 2017], to 210×200 adding one row and one column at each iteration. We also compare to ICP: ICP refinement applied to Ini; p2p: function transfer using the point-to-point map obtained by ICP; ICP₂₀₀: ICP applied to a functional map of dimension 210×200 estimated through the same pipeline adopted for Ini; Prod: the method proposed in [Nogneng et al. 2018]. We outperform all the competitors for all the classes.

We also compare the results obtained by our method initializing the functional map after applying ICP, and the two are almost the same everywhere. A transfer example of a high-frequency function between a dog and a cat shapes from TOSCA is visualized in Figure 20. Our refinement achieves the best results with respect to all the competitors even in this non-isometric pair. In the supplementary material we report other qualitative comparisons in transfer for isometric shapes from TOSCA.

Additional evaluations. Below we provide additional analysis of our method by quantifying the smoothness of the output maps, as well as its stability and scalability.

Smoothness. Our extensive qualitative results have shown that the maps refined with our method are typically very smooth, although

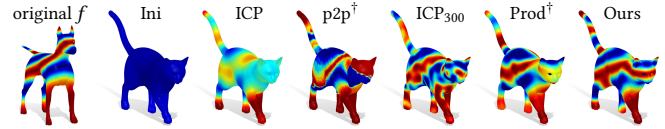


Fig. 20. A qualitative transfer example on a non-isometric pair from TOSCA. On the left we show the original function on the source shape. On the right the transfer results for the different methods. The initial Fmap size is 40×30 and the final size is 310×300 . We mark the methods initialized with ICP with [†].

this constraint is not enforced explicitly. Figure 21 shows a quantitative measurement of the smoothness compared to regular ICP with different dimensions, starting with a functional map of size 10×10 computed using the approach of [Nogneng and Ovsjanikov 2017] on a pair of horse shapes. We measure the smoothness of a given map as the mean of the Dirichlet energy of the normalized coordinates of the target shape mapped on the source through the given point-to-point map. Our method clearly provides smoother maps with respect to ICP. Furthermore after a few iterations the smoothness of our method approaches the ground truth mapping.

Stability. We also evaluate the stability of our method w.r.t. noise in the initial functional map, as shown in Figure 22. Here we test on a single shape pair from FAUST initialized using the approach of [Ren et al. 2018] while fixing the size of the computed functional map to 4. Given this 4×4 initial functional map, we add white noise to it and use our method to refine the map. Figure 22 shows the average error over iterations for 100 independent random tests. This plot shows that our method is robust to noise in the input, even if the input maps can have errors up to approximately 40% of the shape radius. At same time, our algorithm can efficiently filter out the noise within a small number of iterations. Note that in 94 cases out of 100 the refined maps converged to a nearly identical final result, while in the remaining six, the refinement led to maps that are mixed with symmetric ambiguity since there is too much noise introduced into their initialization. The red curve represents the average across 100 runs.

Scalability. We also evaluate the scalability of our method (as shown in Figure 23) on three pairs of shapes of humerus bones of wild boars acquired using 3D scanning techniques, with each bone scanned independently. The ground truth is provided by 24 consistent landmarks handcrafted by domain experts as well as 260 sliding landmarks [Gunz and Mitteroecker 2013] on each shape. The figure shows the average runtime and accuracy over six maps w.r.t. different target mesh resolution ranging from 1K to 20K, while the source shape has fixed resolution 5K, and the input descriptors (consisting of one landmark point and WKS descriptors) to compute the initialization are also fixed. We can see that BCICP quickly becomes prohibitively expensive for large mesh resolution, while the regular ICP and our method have approximately linear complexity. Figure 23 also shows the accuracy of the three methods and we can note that both BCICP and our method are stable w.r.t. different mesh resolutions, while ICP can be less accurate and more unstable. Figure 24 shows the results of our sub-sampling strategy for acceleration on one pair of the bones. We can see that less than

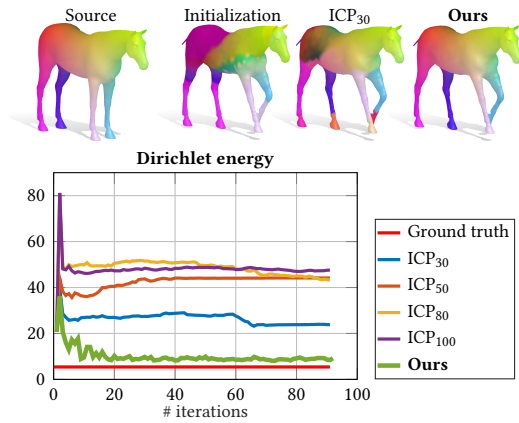


Fig. 21. We visualize the Dirichlet energy of the maps between a pair of horse shapes, starting with a computed functional map of size 10 and refined either using ICP in different dimensions or using our approach until 100×100 . Note that our method converges to a smoother map, whose Dirichlet energy is closer to that of ground truth.

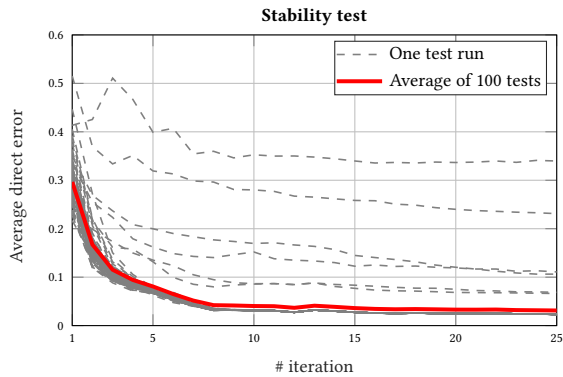


Fig. 22. Stability test: given an initial 4×4 functional map, we add white noise to it and use our method to refine the perturbed functional map. Here we plot the average errors of the pointwise maps over the iterations of 100 independent tests. We can observe that our method can filter out the introduced noise, typically after 8 iterations and converges to the same solution in 94 of the 100 test runs.

100 samples of a mesh with resolution 20K is enough to achieve similar accuracy to the original version of our method. Figure 25 also shows an example showing that our method can handle meshes with 150K vertices.

6 CONCLUSION, LIMITATIONS & FUTURE WORK

In this article, we introduced a simple but efficient map refinement method based on iterative spectral upsampling. We present a large variety of quantitative and qualitative results that demonstrate that our method can produce similar or better quality results on a wide range of different shape matching problems while typically improving the speed of the matching by an order of magnitude or more. We find it remarkable that our method has such strong performance, even though it is conceptually simple and only requires a few lines

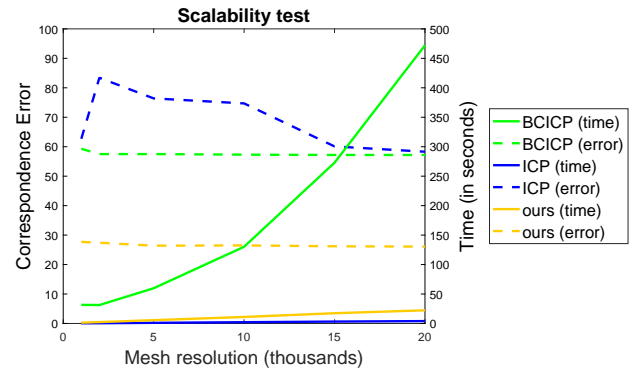


Fig. 23. Scalability and accuracy test on 6 pairs of bones. The source shape has 5K vertices, and we test different refinement techniques for the same target shape with different resolution (with the number of vertices ranging from 1K to 20K). Dashed (resp. solid) curves show the correspondence error (resp. time) of the three methods depending on the resolution.

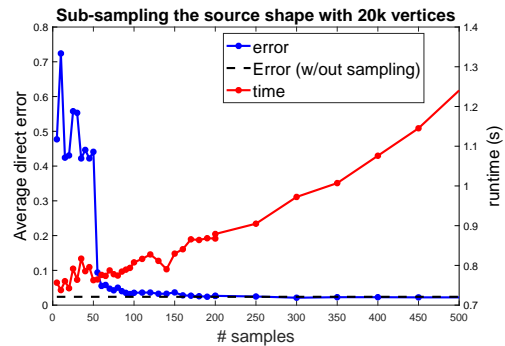


Fig. 24. Acceleration strategy of sub-sampling for a pair of bones, where the source has 20K vertices, and the target has 5K vertices. We sub-sample the source shape and apply our method for refinement. The corresponding runtime and average error w.r.t. the sampling size are reported. We can see that having less than 100 samples on a 20K mesh is enough to produce a refined map with similar quality to that of our method without sampling (whose average is shown as dashed black)

of code to implement. In many cases, our method outperforms very complex frameworks that consist of multiple non-trivial algorithmic components.

Our method still comes with multiple limitations. First, while being robust to noise, its success still depends on a reasonable initialization. Starting with a bad initialization, such as random functional maps, our method would produce poor results that are not competitive. See Figure 26 as an example. Second, similar to previous work, the method still relies on multiple parameters that have to be tuned for each application. Specifically, we need to identify the number of basis functions in the initialization and the final number of basis functions. Additionally, the step size during upsampling has to be chosen for optimal speed, but using a step size of one is always a

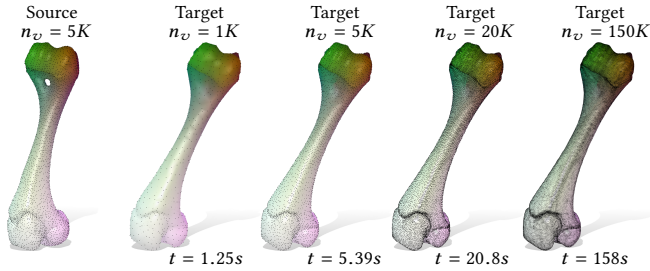


Fig. 25. Scalability. The vertices of the bone shapes are colored black to show the resolution (zoom in for better view), while RGB colors encode the computed map, via pull-back from the source. The corresponding runtime for our upsampling, from 5×5 to 50×50 without any acceleration, is reported below each shape.

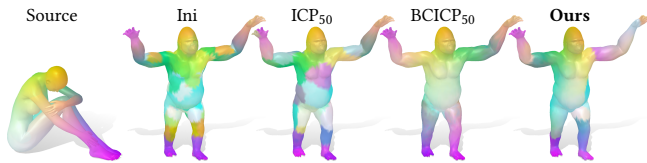


Fig. 26. Failure case. Here we show a challenging case where the initial map has left-to-right, back-to-front, and arm-to-leg ambiguity. When refining such a low-quality initial map, our method sometimes fails to produce a good refined map. However, our refinement still outperforms the regular ICP method with respect to the quality of the computed correspondences.

safe choice. Finally, our method is very robust to deviations from perfect isometries, but still will fail for significantly non-isometric shape pairs. In future work, we would like to investigate how to automatically compute the minimal size of the input functional map and plan to extend our work to more general settings by exploring more adapted functional bases, obtained using e.g. learning-based methods.

REFERENCES

Yonathan Aflalo, Anastasia Dubrovina, and Ron Kimmel. 2016. Spectral generalized multi-dimensional scaling. *International Journal of Computer Vision* 118, 3 (2016), 380–392.

Yonathan Aflalo and Ron Kimmel. 2013. Spectral multidimensional scaling. *PNAS* 110, 45 (2013), 18052–18057.

Dragomir Anguelov, Praveen Srinivasan, Daphne Koller, Sebastian Thrun, Jim Rodgers, and James Davis. 2005. SCAPE: Shape Completion and Animation of People. *ACM Transactions on Graphics* 24, 3 (July 2005), 408–416.

Mathieu Aubry, Ulrich Schlickewei, and Daniel Cremers. 2011. The wave kernel signature: A quantum mechanical approach to shape analysis. In *Computer Vision Workshops (ICCV Workshops), 2011 IEEE International Conference on*. IEEE, 1626–1633.

Mikhail Belkin, Jian Sun, and Yusu Wang. 2009. Constructing Laplace Operator from Point Clouds in Rd. In *Proceedings of the Twentieth Annual ACM-SIAM Symposium on Discrete Algorithms (SODA '09)*. Society for Industrial and Applied Mathematics, Philadelphia, PA, USA, 1031–1040.

Silvia Biasotti, Andrea Cerri, Alex Bronstein, and Michael Bronstein. 2016. Recent trends, applications, and perspectives in 3D shape similarity assessment. *Computer Graphics Forum* 35, 6 (2016), 87–119.

Federica Bogo, Javier Romero, Matthew Loper, and Michael J. Black. 2014. FAUST: Dataset and evaluation for 3D mesh registration. In *Proc. CVPR*. IEEE, Columbus, Ohio, 3794–3801.

Alex Bronstein, Michael Bronstein, and Ron Kimmel. 2008. *Numerical Geometry of Non-Rigid Shapes*. Springer, New York, NY.

Oliver Burghard, Alexander Dieckmann, and Reinhard Klein. 2017. Embedding shapes with Green's functions for global shape matching. *Computers & Graphics* 68 (2017), 1–10.

Qifeng Chen and Vladlen Koltun. 2015. Robust Nonrigid Registration by Convex Optimization. In *International Conference on Computer Vision (ICCV)*. IEEE, 2039–2047.

Etienne Corman, Maks Ovsjanikov, and Antonin Chambolle. 2015. Continuous matching via vector field flow. *Computer Graphics Forum* 34, 5 (2015), 129–139.

Luca Cosmo, Emanuele Rodolà, Michael Bronstein, Andrea Torsello, Daniel Cremers, and Yusuf Sahillioglu. 2016a. Partial Matching of Deformable Shapes. In *Proceedings of the Eurographics 2016 Workshop on 3D Object Retrieval (3DOR '16)*. Eurographics Association, 61–67. <https://doi.org/10.2312/3dor.20161089>

Luca Cosmo, Emanuele Rodolà, Jonathan Masci, Andrea Torsello, and Michael Bronstein. 2016b. Matching deformable objects in clutter. In *3D Vision (3DV), 2016 Fourth International Conference on*. IEEE, 1–10.

Anastasia Dubrovina and Ron Kimmel. 2010. Matching shapes by eigendecomposition of the Laplace-Beltrami operator. In *Proc. 3DPVT*, Vol. 2.

Anastasia Dubrovina and Ron Kimmel. 2011. Approximately isometric shape correspondence by matching pointwise spectral features and global geodesic structures. *Advances in Adaptive Data Analysis* 3, 01n02 (2011), 203–228.

Nadav Dym and Yaron Lipman. 2017. Exact recovery with symmetries for Procrustes matching. *SIAM Journal on Optimization* 27, 3 (2017), 1513–1530.

Danielle Ezuz and Mirela Ben-Chen. 2017. Deblurring and Denoising of Maps between Shapes. *Computer Graphics Forum* 36, 5 (2017), 165–174.

Danielle Ezuz, Justin Solomon, and Mirela Ben-Chen. 2018. Reversible Harmonic Maps between Discrete Surfaces. *arXiv preprint arXiv:1801.02453* (2018).

Anne Gehre, Michael Bronstein, Leif Kobbelt, and Justin Solomon. 2018. Interactive curve constrained functional maps. *Computer Graphics Forum* 37, 5 (2018), 1–12.

Philipp Gunz and Philipp Mitteroecker. 2013. Semilandmarks: a method for quantifying curves and surfaces. *Hystrix, the Italian Journal of Mammalogy* 24, 1 (2013), 103–109.

Qixing Huang, Fan Wang, and Leonidas Guibas. 2014. Functional map networks for analyzing and exploring large shape collections. *ACM Transactions on Graphics (TOG)* 33, 4 (2014), 36.

Ruqi Huang and Maks Ovsjanikov. 2017. Adjoint Map Representation for Shape Analysis and Matching. *Computer Graphics Forum* 36, 5 (2017), 151–163.

Varun Jain and Hao Zhang. 2006. Robust 3D shape correspondence in the spectral domain. In *Shape Modeling and Applications, 2006. SMI 2006. IEEE International Conference on*. IEEE, 19–19.

Varun Jain, Hao Zhang, and Oliver van Kaick. 2007. Non-rigid spectral correspondence of triangle meshes. *International Journal of Shape Modeling* 13, 01 (2007), 101–124.

Martin Kilian, Niloy J Mitra, and Helmut Pottmann. 2007. Geometric modeling in shape space. In *ACM Transactions on Graphics (TOG)*, Vol. 26. ACM, 64.

Vladimir G Kim, Yaron Lipman, and Thomas Funkhouser. 2011. Blended intrinsic maps. In *ACM Transactions on Graphics (TOG)*, Vol. 30. ACM, 79.

Yanir Kleiman and Maks Ovsjanikov. 2018. Robust Structure-Based Shape Correspondence. In *Computer Graphics Forum*. Wiley Online Library.

Artiom Kovnatsky, Michael Bronstein, Alex Bronstein, Klaus Glashoff, and Ron Kimmel. 2013. Coupled quasi-harmonic bases. *Computer Graphics Forum* 32, 2pt4 (2013), 439–448.

Zorah Löhner, Emanuele Rodolà, Michael Bronstein, Daniel Cremers, Oliver Burghard, Luca Cosmo, Alexander Dieckmann, Reinhard Klein, and Yusuf Sahillioglu. 2016. Matching of Deformable Shapes with Topological Noise. In *Proceedings of the Eurographics 2016 Workshop on 3D Object Retrieval (3DOR '16)*. Eurographics Association, 55–60. <https://doi.org/10.2312/3dor.20161088>

Or Litany, Emanuele Rodolà, Alex Bronstein, and Michael Bronstein. 2017. Fully spectral partial shape matching. *Computer Graphics Forum* 36, 2 (2017), 247–258.

Matthew Loper, Naureen Mahmood, Javier Romero, Gerard Pons-Moll, and Michael J. Black. 2015. SMPL: A Skinned Multi-person Linear Model. *TOG* 34, 6 (2015), 248:1–248:16.

Manish Mandad, David Cohen-Steiner, Leif Kobbelt, Pierre Alliez, and Mathieu Desbrun. 2017. Variance-Minimizing Transport Plans for Inter-surface Mapping. *ACM Transactions on Graphics* 36 (2017), 14.

Riccardo Marin, Simone Melzi, Emanuele Rodolà, and Umberto Castellani. 2018. FARM: Functional Automatic Registration Method for 3D Human Bodies.

Haggai Maron, Nadav Dym, Itay Kezurer, Shahar Kovalsky, and Yaron Lipman. 2016. Point registration via efficient convex relaxation. *ACM Transactions on Graphics (TOG)* 35, 4 (2016), 73.

Diana Mateus, Radu Horaud, David Knossow, Fabio Cuzzolin, and Edmond Boyer. 2008. Articulated Shape Matching Using Laplacian Eigenfunctions and Unsupervised Point Registration. In *Proc. CVPR*. 1–8.

Simone Melzi, Emanuele Rodolà, Umberto Castellani, and Michael Bronstein. 2016. Shape Analysis with Anisotropic Windowed Fourier Transform. In *International Conference on 3D Vision (3DV)*.

Simone Melzi, Emanuele Rodolà, Umberto Castellani, and Michael Bronstein. 2018. Localized Manifold Harmonics for Spectral Shape Analysis. *Computer Graphics Forum* 37, 6 (2018), 20–34.

Mark Meyer, Mathieu Desbrun, Peter Schröder, and Alan H Barr. 2003. Discrete Differential-Geometry Operators for Triangulated 2-Manifolds. In *Visualization and mathematics III*. Springer, New York, NY, 35–57.

- Marius Muja and David G. Lowe. 2014. Scalable Nearest Neighbor Algorithms for High Dimensional Data. *Pattern Analysis and Machine Intelligence, IEEE Transactions on* 36 (2014).
- Andriy Myronenko and Xubo Song. 2010. Point set registration: Coherent point drift. *IEEE transactions on pattern analysis and machine intelligence* 32, 12 (2010), 2262–2275.
- Rajendra Nagar and Shanmuganathan Raman. 2018. Fast and Accurate Intrinsic Symmetry Detection. In *The European Conference on Computer Vision (ECCV)*.
- Dorian Nogneng, Simone Melzi, Emanuele Rodolà, Umberto Castellani, Michael Bronstein, and Maks Ovsjanikov. 2018. Improved Functional Mappings via Product Preservation. *Computer Graphics Forum* 37, 2 (2018), 179–190.
- Dorian Nogneng and Maks Ovsjanikov. 2017. Informative Descriptor Preservation via Commutativity for Shape Matching. *Computer Graphics Forum* 36, 2 (2017), 259–267.
- Maks Ovsjanikov, Mirela Ben-Chen, Justin Solomon, Adrian Butscher, and Leonidas Guibas. 2012. Functional maps: a flexible representation of maps between shapes. *ACM Transactions on Graphics (TOG)* 31, 4 (2012), 30:1–30:11.
- Maks Ovsjanikov, Etienne Corman, Michael Bronstein, Emanuele Rodolà, Mirela Ben-Chen, Leonidas Guibas, Frederic Chazal, and Alex Bronstein. 2017. Computing and Processing Correspondences with Functional Maps. In *ACM SIGGRAPH 2017 Courses*. Article 5, 5:1–5:62 pages.
- Maks Ovsjanikov, Quentin Merigot, Facundo Memoli, and Leonidas Guibas. 2010. One Point Isometric Matching with the Heat Kernel. *CGF* 29, 5 (2010), 1555–1564. <https://doi.org/10.1111/j.1467-8659.2010.01764.x>
- Ulrich Pinkall and Konrad Polthier. 1993. Computing Discrete Minimal Surfaces and their Conjugates. *Experimental mathematics* 2, 1 (1993), 15–36.
- Jonathan Pokrass, Alex Bronstein, Michael Bronstein, Pablo Sprechmann, and Guillermo Sapiro. 2013. Sparse Modeling of Intrinsic Correspondences. *Computer Graphics Forum* 32, 2pt4 (2013), 459–468.
- Adrien Poulernard, Primoz Skraba, and Maks Ovsjanikov. 2018. Topological Function Optimization for Continuous Shape Matching. *Computer Graphics Forum* 37, 5 (2018), 13–25.
- Jing Ren, Adrien Poulernard, Peter Wonka, and Maks Ovsjanikov. 2018. Continuous and Orientation-preserving Correspondences via Functional Maps. *ACM Transactions on Graphics (TOG)* 37, 6 (2018).
- Emanuele Rodolà, Alex Bronstein, Andrea Albarelli, Filippo Bergamasco, and Andrea Torsello. 2012. A game-theoretic approach to deformable shape matching. In *2012 IEEE Conference on Computer Vision and Pattern Recognition*. IEEE, 182–189. <https://doi.org/10.1109/CVPR.2012.6247674>
- Emanuele Rodolà, Luca Cosmo, Michael Bronstein, Andrea Torsello, and Daniel Cremers. 2017. Partial functional correspondence. *Computer Graphics Forum* 36, 1 (2017), 222–236.
- Emanuele Rodolà, Michael Moeller, and Daniel Cremers. 2015. Point-wise Map Recovery and Refinement from Functional Correspondence. In *Proc. Vision, Modeling and Visualization (VMV)*.
- Emanuele Rodolà, Samuel Rota Bulò, Thomas Windheuser, Matthias Vestner, and Daniel Cremers. 2014. Dense non-rigid shape correspondence using random forests. In *IEEE Conference on Computer Vision and Pattern Recognition (CVPR)*. IEEE, 4177–4184.
- S. Rosenberg. 1997. *Laplacian on a Riemannian manifold*. Cambridge University Press.
- Yusuf Sahillioğlu and Yücel Yemez. 2012. Minimum-distortion isometric shape correspondence using EM algorithm. *IEEE transactions on pattern analysis and machine intelligence* 34, 11 (2012), 2203–2215.
- Guy L. Scott and Hugh Christopher Longuet-Higgins. 1991. An algorithm for associating the features of two images. *Proc. R. Soc. Lond. B* 244, 1309 (1991), 21–26.
- Justin Solomon, Gabriel Peyré, Vladimir G Kim, and Suvrit Sra. 2016. Entropic metric alignment for correspondence problems. *ACM Transactions on Graphics (TOG)* 35, 4 (2016), 72.
- Robert W Sumner and Jovan Popović. 2004. Deformation transfer for triangle meshes. In *ACM Transactions on Graphics (TOG)*, Vol. 23. ACM, 399–405.
- Jian Sun, Maks Ovsjanikov, and Leonidas Guibas. 2009. A concise and provably informative multi-scale signature based on heat diffusion. *Computer graphics forum* 28, 5 (2009), 1383–1392.
- Gary KL Tam, Zhi-Quan Cheng, Yu-Kun Lai, Frank C Langbein, Yonghuai Liu, David Marshall, Ralph R Martin, Xian-Fang Sun, and Paul L Rosin. 2013. Registration of 3D point clouds and meshes: a survey from rigid to nonrigid. *IEEE TVCG* 19, 7 (2013), 1199–1217.
- Federico Tombari, Samuele Salti, and Luigi Di Stefano. 2010. Unique signatures of histograms for local surface description. In *Proc. ECCV*. Springer, 356–369.
- Shinji Umeyama. 1988. An eigendecomposition approach to weighted graph matching problems. *IEEE transactions on pattern analysis and machine intelligence* 10, 5 (1988), 695–703.
- Oliver Van Kaick, Hao Zhang, Ghassan Hamarneh, and Daniel Cohen-Or. 2011. A survey on shape correspondence. *Computer Graphics Forum* 30, 6 (2011), 1681–1707.
- Matthias Vestner, Zorah Löhner, Amit Boyarski, Or Litany, Ron Slossberg, Tal Remez, Emanuele Rodolà, Alex Bronstein, Michael Bronstein, and Ron Kimmel. 2017a. Efficient deformable shape correspondence via kernel matching. In *3D Vision (3DV), 2017 International Conference on*. IEEE, 517–526.
- Matthias Vestner, Roei Litman, Emanuele Rodolà, Alex Bronstein, and Daniel Cremers. 2017b. Product Manifold Filter: Non-rigid Shape Correspondence via Kernel Density Estimation in the Product Space. In *Proc. CVPR*. 6681–6690.
- Fan Wang, Qixing Huang, and Leonidas J. Guibas. 2013. Image Co-segmentation via Consistent Functional Maps. In *Proc. ICCV*. 849–856.
- Larry Wang, Anne Gehre, Michael Bronstein, and Justin Solomon. 2018a. Kernel Functional Maps. *Computer Graphics Forum* 37, 5 (2018), 27–36.
- Lanhui Wang and Amit Singer. 2013. Exact and stable recovery of rotations for robust synchronization. *Information and Inference: A Journal of the IMA* 2, 2 (2013), 145–193.
- Y Wang, B Liu, K Zhou, and Y Tong. 2018b. Vector Field Map Representation for Near Conformal Surface Correspondence. *Computer Graphics Forum* 37, 6 (2018), 72–83.
- Zongyi Xu, Qianni Zhang, and Shiyang Cheng. 2018. Multilevel active registration for kinect human body scans: from low quality to high quality. *Multimedia Systems* 24, 3 (01 Jun 2018), 257–270.
- Y. Yang, Y. Yu, Y. Zhou, S. Du, J. Davis, and R. Yang. 2014. Semantic Parametric Reshaping of Human Body Models. In *Proc. 3DV*.

A THEORETICAL ANALYSIS

Proof of Theorem 4.1. We will prove this theorem with the help of the following well-known lemma, for which we give the proof in the Supplementary Material for completeness:

LEMMA A.1. *Given a pair of shapes \mathcal{M}, \mathcal{N} each having non-repeating Laplacian eigenvalues, which are the same. A point-to-point map $T : \mathcal{M} \rightarrow \mathcal{N}$ is an isometry if and only if the corresponding functional map \mathbf{C} in the complete Laplacian basis is both diagonal and orthonormal.*

PROOF. To prove Theorem 4.1 first suppose that the map T is an isometry, and thus, thanks to Lemma A.1, the functional map $\mathbf{C} = \Phi_{\mathcal{M}}^+ \Pi \Phi_{\mathcal{N}}$ is diagonal and orthonormal. Our goal is to show that (Π, \mathbf{C}_k) satisfy the following two properties for each k :

$$\begin{aligned} (1) \quad & \Pi \Phi_{\mathcal{N}}^k \mathbf{C}_k^T = \Phi_{\mathcal{M}}^k \\ (2) \quad & \Pi \Phi_{\mathcal{N}}^k = \Phi_{\mathcal{M}}^k \mathbf{C}_k. \end{aligned}$$

Indeed, the second property is satisfied since, by definition $\mathbf{C}_k = (\Phi_{\mathcal{M}}^k)^+ \Pi \Phi_{\mathcal{M}}^k$ for all k . On the other hand, since \mathbf{C} is both diagonal and orthonormal, the same must be true for each \mathbf{C}_k . Therefore, we obtain the first property by simply multiplying the r.h.s. of the second by \mathbf{C}_k^T .

To prove the converse, suppose that (Π, \mathbf{C}_k) satisfy Properties 1. and 2. for all k . Then, by left-multiplying both sides of Property 1. by $(\Phi_{\mathcal{M}}^k)^+$ and using Property 2. we get $\mathbf{C}_k \mathbf{C}_k^T = Id$. Since this must hold for each k , by induction on k we obtain that \mathbf{C} must be both diagonal and orthonormal, and using Lemma A.1 we obtain that T must be an isometry. \square

Note that throughout this proof we only assumed the existence of the left-inverse of Φ which is the case for the reduced Laplacian eigen-basis.