

Doc2EDAG: An End-to-End Document-level Framework for Chinese Financial Event Extraction

Shun Zheng^{†*}, Wei Cao[‡], Wei Xu[†] and Jiang Bian[‡]

[†]Institute of Interdisciplinary Information Sciences, Tsinghua University

[‡]Microsoft Research

zhengs14@mails.tsinghua.edu.cn; {wei.cao, jiang.bian}@microsoft.com; weixu@mail.tsinghua.edu.cn

Abstract

Most existing event extraction (EE) methods merely extract event arguments within the sentence scope. However, such sentence-level EE methods struggle to handle soaring amounts of documents from emerging applications, such as finance, legislation, health, etc., where event arguments always scatter across different sentences, and even multiple such event mentions frequently co-exist in the same document. To address these challenges, we propose a novel end-to-end solution, Doc2EDAG, which can efficiently generate an entity-based directed acyclic graph to fulfill the document-level EE (DEE). Moreover, we reformalize a DEE task with the no-trigger-words design to ease the document-level event labeling. To demonstrate the effectiveness of Doc2EDAG, we build a large-scale real-world dataset consisting of Chinese financial announcements with the challenges mentioned above. Extensive experiments with comprehensive analyses illustrate the superiority of Doc2EDAG over state-of-the-art methods.¹

1 Introduction

Event extraction (EE), traditionally modeled as detecting trigger words and extracting corresponding arguments from plain text, plays a vital role in natural language processing since it can produce valuable structured information to facilitate a variety of tasks, such as knowledge base construction, question answering, language understanding, etc.

In recent years, with the rising trend of digitalization within various domains, such as finance, legislation, health, etc., EE has become an increasingly important accelerator to the development of the business in those domains. Take the financial domain as an example, continuous economic growth has witnessed exploding volumes of digital financial documents, such as financial announcements in a specific stock market as shown in Figure 1, specified as the *Chinese financial announcements* (ChFinAnn). While forming up a gold mine,

^{*}This work was done during the internship of Shun Zheng at Microsoft Research Asia, Beijing, China.

¹All data and codes will be publicly available later.

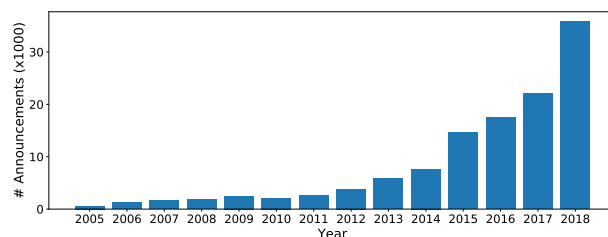


Figure 1: The rapid growth of event-related announcements considered in this paper.

such large amounts of announcements call EE for facilitating people to extract valuable structured information hidden in massive plain text to sense emerging risks and find profitable opportunities.

Given the necessity of applying EE on the financial domain, the specific characteristics of financial documents as well as those within many other business fields, however, raise two critical challenges to EE, particularly *arguments-scattering* and *multi-event*. Specifically, the first challenge indicates that arguments of one event record may scatter across multiple sentences of the document, while the other one reflects that a document is likely to contain multiple such event records. To intuitively illustrate these challenges, we show a typical ChFinAnn document with two *Equity Pledge* event records in Figure 2, where *ID* denotes the sentence index. For the first event, the entity² “[SHARE1]” is the correct *Pledged Shares* at the sentence level (*ID* 5). However, due to the capital stock increment (*ID* 7), the correct *Pledged Shares* at the document level should be “[SHARE2]”. Similarly, “[DATE3]” is the correct *End Date* at the sentence level (*ID* 9) but incorrect at the document level (*ID* 10). Moreover, some summarized arguments, such as “[SHARE5]” and “[RATIO]”, often occur at the end of the document.

Although a great number of efforts [Ahn, 2006; Ji and Grishman, 2008; Liao and Grishman, 2010; Hong *et al.*, 2011; Riedel and McCallum, 2011; Li *et al.*, 2013; Li *et al.*, 2014; Chen *et al.*, 2015; Yang and Mitchell, 2016; Nguyen *et al.*, 2016; Liu *et al.*, 2017; Sha *et al.*, 2018; Zhang and Ji, 2018; Nguyen and Nguyen, 2019] have been put on EE,

²In this paper, we use “entity” as a general notion that includes named entities, numbers, percentages, etc, for brevity.

Entity Mark Table			Event Table of Equity Pledge						
Mark	Entity	Entity (English)	Pledger	Pledged Shares	Pledgee	Begin Date	End Date	Total Holding Shares	Total Holding Ratio
[PER]	刘维群	Weiqun Liu	[PER]	[SHARE2]	[ORG]	[DATE1]	[DATE4]	[SHARE5]	[RATIO]
[ORG]	国信证券股份有限公司	Guosen Securities Co., Ltd.	[PER]	[SHARE3]	[ORG]	[DATE2]	[DATE4]	[SHARE5]	[RATIO]
[DATE1]	2017年9月22日	Sept. 22nd, 2017	ID	Sentence					
[DATE2]	2018年9月6日	Sept. 6th, 2018	5	[DATE1], [PER]将其持有的公司[SHARE1]股份质押给[ORG].					
[DATE3]	2018年9月20日	Sept. 20th, 2018	6	In [DATE1], [PER] pledged his [SHARE1] to [ORG].					
[DATE4]	2019年3月20日	Mar. 20th, 2019	7	公司实施资本公积金转增股本后, 其质押股份变为[SHARE2].					
[SHARE1]	750000股	750000 shares	8	After the company carried out the transferring of the capital accumulation fund to the capital stock, his pledged shares became [SHARE2].					
[SHARE2]	975000股	975000 shares	9	[DATE2], [PER]将其持有的[SHARE3]公司股份质押给[ORG], 作为对上述质押股份的补充质押.					
[SHARE3]	525000股	525000 shares	10	In [DATE2], [PER] pledged [SHARE3] to [ORG], as a supplementary pledge to the above pledged shares.					
[SHARE4]	1500000股	1500000 shares	11	上述质押及补充质押股份合计为[SHARE4], 原定购回日期为[DATE3].					
[SHARE5]	16768903股	16768903 shares	12	The aforementioned pledged and supplementary pledged shares added up to [SHARE4], and the original repurchase date was [DATE3].					
[RATIO]	1.0858%	1.0858%	13	[DATE3], [PER]针对其质押的[SHARE4]股份办理了延期购回业务, 购回日期延长至[DATE4].					
			14	In [DATE3], [PER] extended the repurchase date to [DATE4] for [SHARE4] he pledged.					
			15	截至本公告日, [PER]持有公司股份[SHARE5], 占公司总股本的[RATIO].					
			16	As of the date of this announcement, [PER] hold [SHARE5] of the company, accounting for [RATIO] of the total share capital of the company.					

Figure 2: Two *Equity Pledge* event records whose arguments scatter across multiple sentences of the document, where we substitute entity mentions with corresponding marks.

most of them are based on ACE 2005³, an expert-annotated benchmark, which only tagged event arguments within the sentence scope. We refer to such task as the **sentence-level EE** (SEE), which obviously overlooks the *arguments-scattering* challenge. In contrast, EE on financial documents, such as ChFinAn, requires **document-level EE** (DEE) when facing *arguments-scattering*, and this challenge gets much harder when coupled with *multi-event*. A most recent work, DCFEE [Yang *et al.*, 2018], attempted to explore DEE on ChFinAnn, by employing *distant supervision* (DS) [Mintz *et al.*, 2009] to generate EE data and performing a two-stage extraction: 1) a sequence tagging model for SEE, and 2) a key-event-sentence detection model to detect the key sentence and an arguments-completion strategy that padded missing arguments from surrounding sentences for DEE. However, the sequence tagging model for SEE cannot handle multi-event sentences elegantly; furthermore, the context-agnostic arguments-completion strategy fails to address the arguments-scattering challenge efficiently.

In this paper, we propose a novel end-to-end solution, Doc2EDAG, to address the unique challenges of DEE. The key idea of Doc2EDAG is to transform the event table into an *entity-based directed acyclic graph* (EDAG). The EDAG format can transform the hard table-filling task into several sequential path-expanding sub-tasks that are more tractable. To support the EDAG generation efficiently, Doc2EDAG encodes entities with the document-level contexts and designs a memory mechanism for the path expanding. Moreover, to ease the DS-based document-level labeling, we propose a novel DEE formalization that removes the trigger-words labeling and regards DEE as directly filling event tables based on a document. This design does not rely on any predefined trigger-words set or heuristic to filter multiple trigger candidates, and still perfectly matches the ultimate goal of DEE, mapping a document to underlying event tables.

To evaluate the effectiveness of our proposed Doc2EDAG, we conduct experiments on a real-world dataset, consisting of large scales of financial announcements. In contrast to

the dataset used by DCFEE where 97%⁴ documents just contained one event record, our data collection is ten times larger where about 30% documents include multiple event records. Extensive experiments demonstrate that Doc2EDAG can significantly outperform state-of-the-art methods when facing DEE-specific challenges.

In summary, our contributions include:

- We propose a novel solution, Doc2EDAG, which can directly generate event tables given a document, to address unique challenges of DEE efficiently.
- We reformalize a DEE task without trigger words to ease the DS-based document-level event labeling.
- We build a large-scale real-world dataset for DEE with the unique challenges of *arguments-scattering* and *multi-event*, the extensive experiments on which demonstrate the superiority of Doc2EDAG.

Note that, though we focus on ChFinAnn data in this work, our novel labeling and modeling strategies are quite general and can benefit many other business domains with similar challenges, such as criminal facts and judgments extraction from legal documents, disease symptoms and doctor instructions identification from medical diagnostic reports, etc.

2 Related Work

Recent development on information extraction has been advancing in building the joint model that can extract entities and identify structures (relations or events) among them simultaneously. For instance, [Ren *et al.*, 2017; Zheng *et al.*, 2017; Zeng *et al.*, 2018a; Wang *et al.*, 2018] focused on jointly extracting entities and inter-entity relations. In the meantime, the same to the focus of this paper, a few studies aimed at designing joint models for the entity and event extraction, such as handcrafted-feature-based [Li *et al.*, 2014; Yang and Mitchell, 2016; Judea and Strube, 2016] and neural-network-based [Zhang and Ji, 2018; Nguyen and Nguyen, 2019] models. Nevertheless, these models did not present

³<https://www ldc.upenn.edu/collaborations/past-projects/ace>

⁴Estimated by their Table 1 as $(2 * \text{NO. ANN} - \text{NO. POS}) / \text{NO. ANN}$

how to handle argument candidates beyond the sentence scope. [Yang and Mitchell, 2016] claimed to handle event-argument relations across sentences with the prerequisite of well-defined features, which, unfortunately, is nontrivial.

In addition to the modeling challenge, another big obstacle for democratizing EE is the lack of training data due to the enormous cost to obtain expert annotations. To address this problem, some researches attempted to adapt distant supervision (DS) to the EE setting, since DS has shown promising results by employing knowledge bases to generate training data for relation extraction [Mintz *et al.*, 2009] automatically. However, the vanilla EE required the trigger words that were absent on factual knowledge bases. Therefore, [Chen *et al.*, 2017; Yang *et al.*, 2018] employed either linguistic resources or predefined dictionaries for trigger-words labeling. On the other hand, another recent work [Zeng *et al.*, 2018b] showed that directly labeling event arguments without trigger words was also feasible.

3 Preliminaries

We first clarify several key notions: (1) **entity mention**: an entity mention is a text span that refers to an entity object; (2) **event role**: an event role corresponds to a predefined field of the event table; (3) **event argument**: an event argument is an entity that plays a specific event role; (4) **event record**: an event record corresponds to an entry of the event table and contains several arguments with required roles. For example, Figure 2 shows two event records, where the entity “[PER]” is an event argument with the *Pledger* role.

To better elaborate and evaluate our proposed approach, we leverage the ChFinAnn data in this paper. ChFinAnn documents contain firsthand official disclosures of listed companies in the Chinese stock market and have hundreds of types, such as annual reports and earnings estimates. While in this work, we focus on those event-related ones that are frequent, influential and mainly expressed by the natural language.

4 Document-level Event Labeling

As a prerequisite to DEE, we first conduct the DS-based event labeling at the document level by mapping tabular records from an event knowledge base to document text and then regarding well-matched records as events expressed by that document, followed by which we introduce details of the event labeling with the no-trigger-words design and propose the corresponding DEE task.

Event Labeling. To ensure the labeling quality, we set two constraints for matched records: 1) arguments of predefined key event roles must exist (non-key ones can be empty) and 2) the number of matched arguments should be higher than a certain threshold. Configurations of these constraints are event-specific, and in practice, we can tune them to directly ensure the labeling quality at the document level. Note that, we do not label trigger words explicitly. Besides not affecting the DEE functionality, an extra benefit of such no-trigger-words design is a much easier DS-based labeling that does not rely on the predefined trigger-words set and heuristics to filter multiple potential trigger words. Some previous studies [Zeng *et al.*, 2018b] attempted to use a similar

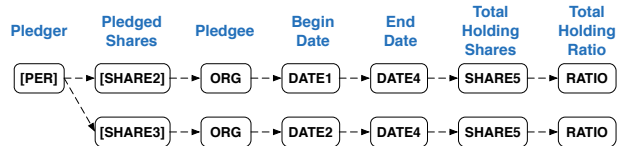


Figure 3: The EDAG corresponding to the event table in Figure 2.

no-trigger-words design, but they only considered the SEE setting and cannot be directly applied to the DEE setting. Moreover, we assign roles of arguments to matched tokens as token-level entity tags.

Novel DEE Task. We reformalize a novel task for DEE as directly filling event tables based on a document, which generally requires: 1) *event detection*, judging a document to be triggered or not for each event type, 2) *entity extraction*, extracting entity mentions as argument candidates, and 3) *event table filling*, filling arguments into the table of triggered events. This novel formalization is much different from the vanilla SEE with trigger words and is consistent with the above simplified DS-based event labeling.

5 Doc2EDAG

The key idea of Doc2EDAG is to transform tabular event records into an EDAG and let the model learn to generate this EDAG based on document-level contexts. For instance, Figure 3 shows the corresponding EDAG for the event example in Figure 2. The general architecture of Doc2EDAG, as shown in Figure 4, consists of two key stages, the document-level entity encoding (Section 5.1) and the EDAG generation (Section 5.2). Before elaborating each of them in this section, we first describe two preconditioned modules: the input representation and entity recognition.

Input Representation. In this paper, we denote a document as a sequence of sentences. Formally, after looking up the token embedding table $V \in \mathbb{R}^{d_w \times |V|}$, we denote a document d as a sentence sequence $[s_1; s_2; \dots; s_{N_s}]$ and each sentence $s_i \in \mathbb{R}^{d_w \times N_w}$ is composed of a sequence of token embeddings as $[w_{i,1}; w_{i,2}; \dots; w_{i,N_w}]$, where $|V|$ is the vocabulary size, N_s and N_w are the maximum lengths of the sentence sequence and the token sequence, respectively, and $w_{i,j} \in \mathbb{R}^{d_w}$ is the embedding of j^{th} token in i^{th} sentence with the embedding size d_w .

Entity Recognition. Entity recognition is a typical sequence tagging task. We conduct this task at the sentence level and follow a classic method, BI-LSTM-CRF [Huang *et al.*, 2015], that first encodes the token sequence and then adds a conditional random field (CRF) layer to facilitate the sequence tagging. The only difference is that we employ the Transformer [Vaswani *et al.*, 2017] instead of the original encoder, LSTM [Hochreiter and Schmidhuber, 1997]. Transformer encodes a sequence of embeddings by the multi-headed self-attention mechanism to exchange contextual information among them. Due to the superior performance of the Transformer, we employ it as a primary context encoder in this work and name the Transformer module used in this stage as Transformer-1. Formally, for each sentence

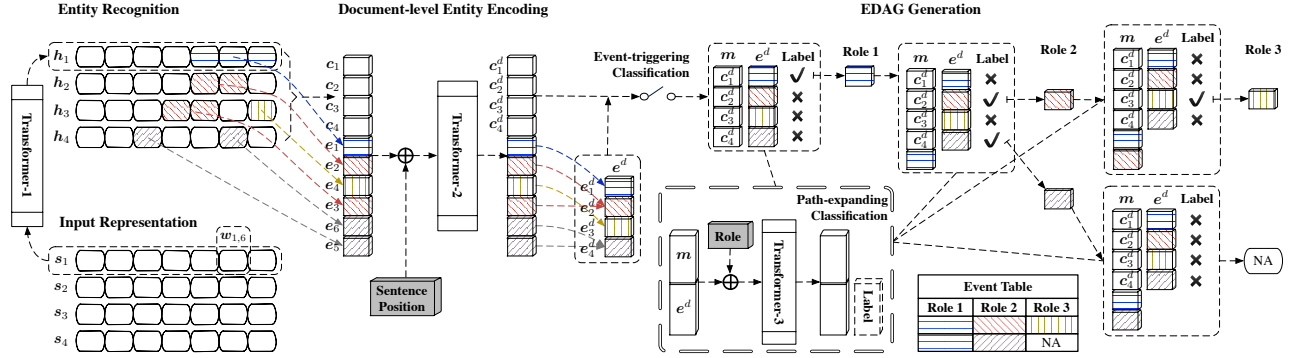


Figure 4: The general architecture of Doc2EDAG (better viewed in color), where different stripes denote entities with different surface names.

tensor $s_i \in \mathbb{R}^{d_w \times N_w}$, we get the encoded one as $h_i = \text{Transformer-1}(s_i)$, where $h_i \in \mathbb{R}^{d_w \times N_w}$ shares the same embedding size d_w and sequence length N_w . During training, we employ roles of matched arguments as entity labels with the classic BIO (Begin, Inside, Other) scheme and wrap h_i with a CRF layer to get the entity-recognition loss L_{er} . As for the inference, we use the Viterbi decoding to get the best tagging sequence.

5.1 Document-level Entity Encoding

To address the arguments-scattering challenge efficiently, it is indispensable to leverage global contexts to better identify whether an entity plays a specific event role. Consequently, the document-level entity encoding stage aims to encode extracted entity mentions with such contexts and produce an embedding of size d_w for each entity mention.

Entity & Sentence Embedding. As an entity mention usually covers multiple tokens with a variable length, we first obtain a fixed-sized embedding for each entity mention by wrapping an attentively weighted average (AWA) module over its covered token embeddings, where the AWA module was introduced by [Yang *et al.*, 2016] to aggregate a single embedding from multiple token embeddings. For example, given l^{th} entity mention covering j^{th} to k^{th} tokens of i^{th} sentence, we feed $[h_{i,j}; \dots; h_{i,k}]$ into the AWA module to get the entity mention embedding $e_l \in \mathbb{R}^{d_w}$. For each sentence s_i , we employ another AWA module over the encoded token sequence $[h_{i,1}; \dots; h_{i,N_w}]$ to obtain a single sentence embedding $c_i \in \mathbb{R}^{d_w}$. At the end of this stage, both the mention and the sentence embedding share the same embedding size d_w .

Document-level Encoding. To enable the awareness of document-level contexts, we employ the second Transformer module, Transformer-2, to facilitate the information exchange between all entity mentions and sentences. Before feeding into Transformer-2, we add the sentence position embedding to inform the sentence order. After the Transformer encoding, we also employ an AWA module to merge entity mention embeddings with the same entity surface name into a single embedding. Formally, after this stage, we obtain document-level context-aware mention and sentence representations as $e^d = [e_1^d; \dots; e_{N_e}^d]$ and $c^d = [c_1^d; \dots; c_{N_s}^d]$, respectively, where N_e is the number of distinct entity surface

names. These aggregated representations serve the next stage to fill event tables directly.

5.2 EDAG Generation

After the document-level entity encoding stage, we first obtain the document embedding by wrapping another AWA module over the sentence tensor c^d and conduct the event-triggering classification for each event type. Afterward, we generate an EDAG for each triggered event.

EDAG. The EDAG format aims to simplify the hard event-table-filling task into several tractable path-expanding sub-tasks. For each event type, we first manually define an event role order. Then, we transform each event record into a linked list of arguments following this order, where each argument node is either an entity or a special empty argument NA. Next, we merge these linked lists into an EDAG by sharing the same prefix path. Finally, every complete path of the EDAG corresponds to one row of the raw event table. In Figure 4, we show a toy EDAG with three event roles.

Memory. When generating the EDAG sequentially, it is crucial to consider both document-level contexts and entities already in the path. Therefore, we design a memory mechanism that initializes a memory tensor m with the sentence tensor c^d and updates m when expanding the EDAG by appending either the associated entity embedding or the zero-padded one for the NA argument.

Path Expanding. When expanding the path p for the event role r , we conduct a binary classification for each entity, *expanding* (1) or *not* (0). To enable the awareness of the current path state, history contexts and the current role, we first concatenate the memory tensor m and the entity tensor e^d , then add them with a trainable event-role-indicator embedding, and encode them with the third Transformer module, Transformer-3, to facilitate the context-aware reasoning. Afterward, we extract the enriched entity tensor e^r from outputs of Transformer-3 and conduct the path-expanding classification based on e^r .

Optimization. For the event-triggering classification, we calculate the cross-entropy loss L_{tr} . During the EDAG generation, we also calculate a cross-entropy loss for each path-expanding classification, and sum these losses as the final EDAG-generation loss L_{dag} . Finally, we sum L_{tr} , L_{dag} and

Event	#Train	#Dev	#Test	#Total	MER (%)
EF	806	186	204	1,196	32.0
ER	1,862	297	282	3,677	16.1
EU	5,268	677	346	5,847	24.3
EO	5,101	570	1,138	6,017	28.0
EP	12,857	1,491	1,254	15,602	35.4
All	25,632	3,204	3,204	32,040	29.0

Table 1: Dataset statistics about the number of documents for the train (#Train), development (#Dev) and test (#Test), the number (#Total) and the multi-event ratio (MER) of all documents.

Precision	Recall	F1	MER (%)
98.8	89.7	94.0	31.0

Table 2: The quality of the DS-based event labeling evaluated on 100 manually annotated documents (20 for each event type).

the entity-recognition loss L_{er} as $L_{all} = \lambda_1 L_{er} + \lambda_2 L_{tr} + \lambda_3 L_{dag}$, where λ_1 , λ_2 and λ_3 are hyper-parameters. Moreover, when calculating L_{dag} , we set γ as the negative class weight for the cross-entropy loss to penalize false positive errors, since such errors can result in a completely wrong path. During training, we use the scheduled sampling [Bengio *et al.*, 2015] to adaptively switch the inputs of the document-level entity encoding from ground-truth entity mentions to model recognized ones.

Inference. As for the inference, Doc2EDAG first recognizes entity mentions from sentences, then encodes them with document-level contexts, and finally generates an EDAG for each triggered event type to directly fill event tables.

6 Experiments

In the following of this section, we start with details of the experimental setup, followed by comprehensive performance comparisons to demonstrate the superiority of Doc2EDAG on handling DEE-specific challenges.

6.1 Experimental Setup

Data Collection with Event Labeling. We utilize ten years (2008-2018) ChFinAnn⁵ documents and human-summarized event knowledge bases to conduct the DS-based event labeling, which follows steps introduced in Section 4. We focus on five event types: *Equity Freeze* (EF), *Equity Repurchase* (ER), *Equity Underweight* (EU), *Equity Overweight* (EO) and *Equity Pledge* (EP), which belong to major events required to be disclosed by the regulator and may have a huge impact on the company value. To ensure the labeling quality, we set constraints for matched document-record pairs as described in Section 4. Moreover, we directly use the character-level tokenization to avoid the error propagation from Chinese word segmentation tools.

Finally, we obtain 32,040 documents in total, and this number is ten times larger than 2,976 of DCFEE and about

53 times larger than 599 of ACE 2005. We divide these documents into train, development, and test set with the proportion of 8 : 1 : 1 based on the time order. In Table 1, we show the number of documents and the multi-event ratio for each event type on this dataset. Note that some documents may share multiple event types.

Data Quality. To verify the quality of DS-based event labeling, we randomly select 100 documents and manually annotate them. By regarding DS-generated event tables as the prediction and human-annotated ones as the ground-truth, we evaluate the labeling quality based on the metric introduced below. Table 2 shows this approximate evaluation, and we can observe that DS-generated data are pretty good, achieving high precision and acceptable recall. In later experiments, we directly employ the automatically generated test set for evaluation due to its much broad coverage.

Evaluation Metric. The ultimate goal of DEE is to fill event tables with correct arguments for each role. Therefore, we directly compare the predicted event table with the ground-truth one for each event type. Specifically, for each document and each event type, we pick one predicted record and one ground-truth record (at least one of them is non-empty) from associated event tables without replacement to calculate event-role-specific true positive, false positive and false negative statistics until no record left. After aggregating these statistics among all evaluated documents, we can calculate role-level precision, recall, and F1 scores. As an event type often includes multiple roles, we calculate micro-averaged role-level scores as the final event-level metric that directly represents the event-table-filling ability.

Hyper-parameter Setting. For the input, we set the maximum number of sentences and the maximum sentence length as 64 and 128, respectively. During training, we set $\lambda_1 = 0.05$, $\lambda_2 = \lambda_3 = 0.95$ and $\gamma = 3$. Besides, we employ the Adam [Kingma and Ba, 2015] optimizer with the learning rate $1e^{-4}$, train for at most 100 epochs and pick the best epoch by the validation score on the development set.

Note that, we leave other detailed hyper-parameters, event type specifications, and detailed model structures to Section A. Moreover, the dataset and codes will be publicly available to make experimental results reported in this paper reproducible and facilitate more researches towards DEE.

6.2 Performance Comparisons

Baselines. As discussed in the related work, the state-of-the-art method applicable to our setting is DCFEE. We follow the implementation described in [Yang *et al.*, 2018], but they did not illustrate how to handle multi-event sentences in details. Thus, we develop two versions, *DCFEE-O* and *DCFEE-M*, where *DCFEE-O* only produces one event record from one key-event sentence, while *DCFEE-M* tries to get multiple possible argument combinations by the closest relative distance from the key-event sentence. To be fair, the SEE stage of both versions shares the same neural architecture as the entity recognition part of Doc2EDAG. Besides, we further employ a simple decoding baseline of Doc2EDAG, *GreedyDec*, that fills only one entry of the event table by uti-

⁵Crawling from <http://www.cninfo.com.cn/new/index>

Model	EF			ER			EU			EO			EP		
	P.	R.	F1	P.	R.	F1	P.	R.	F1	P.	R.	F1	P.	R.	F1
DCFEE-O	66.0	41.6	51.1	84.5	81.8	83.1	62.7	35.4	45.3	51.4	42.6	46.6	64.3	63.6	63.9
DCFEE-M	51.8	40.7	45.6	83.7	78.0	80.8	49.5	39.9	44.2	42.5	47.5	44.9	59.8	66.4	62.9
GreedyDec	79.5	46.8	58.9	83.3	74.9	78.9	68.7	40.8	51.2	69.7	40.6	51.3	85.7	48.7	62.1
Doc2EDAG	77.1	64.5	70.2	91.3	83.6	87.3	80.2	65.0	71.8	82.1	69.0	75.0	80.0	74.8	77.3

Table 3: Total comparison results in terms of the event-level precision (P.), recall (R.) and F1 scores on the test set.

Model	EF		ER		EU		EO		EP		Avg.		
	S.	M.	S.	M.	S.	M.	S.	M.	S.	M.	S.	M.	S. & M.
DCFEE-O	56.0	46.5	86.7	54.1	48.5	41.2	47.7	45.2	68.4	61.1	61.5	49.6	58.0
DCFEE-M	48.4	43.1	83.8	53.4	48.1	39.6	47.1	42.0	67.0	60.6	58.9	47.7	55.7
GreedyDec	75.9	40.8	81.7	49.8	62.2	34.6	65.7	29.4	88.5	42.3	74.8	39.4	60.5
Doc2EDAG	80.0	61.3	89.4	68.4	77.4	64.6	79.4	69.5	85.5	72.5	82.3	67.3	76.3

Table 4: F1 scores for all event types and the averaged ones (Avg.) on the single-event (S.) and multi-event (M.) sets.

Model	EF	ER	EU	EO	EP	Avg.
Doc2EDAG	70.2	87.3	71.8	75.0	77.3	76.3
-DocEnc	-4.7	-1.5	-1.6	-1.1	-1.5	-2.1
-PathMem	-11.2	-0.2	-10.1	-16.3	-10.9	-9.7

Table 5: F1 score variations for all event types and the averaged ones (Avg.) of different Doc2EDAG variants.

lizing recognized entity roles greedily to demonstrate the importance of using document-level contexts.

Main Results. As Table 3 shows, Doc2EDAG achieves significant improvements over all baselines for all event types. Specifically, Doc2EDAG improves 19.1, 4.2, 26.5, 28.4 and 13.4 F1 scores over DCFEE-O on EF, ER, EU, EO and EP events, respectively. These vast improvements mainly owe to the document-level end-to-end modeling of Doc2EDAG. Moreover, since we work on automatically generated data, the direct document-level supervision can be more robust than the extra sentence-level supervision used in DCFEE, which assumes the sentence containing most event arguments as the key-event one. This assumption does not work well on some event types, such as EF, EU and EO, on which DCFEE-O is even inferior to the most straightforward baseline, GreedyDec. Besides, DCFEE-O achieves better results than DCFEE-M, which demonstrates that naively guessing multiple events from the key-event sentence cannot work well. By comparing Doc2EDAG with GreedyDec that owns high precision but low recall, we can explicitly see the benefit of the document-level end-to-end modeling.

Single-Event vs. Multi-Event. We divide the test set into a single-event set, containing documents with just one event record, and a multi-event set, containing others, to show the extreme difficulty when *arguments-scattering* meets *multi-event*. Table 4 shows F1 scores for different scenarios. Although Doc2EDAG still maintains the highest extraction performance for all cases, the multi-event set is extremely challenging as the extraction performance of all mod-

els drops significantly. Especially, GreedyDec decreases most drastically due to no mechanism to generate multiple event records. DCFEE-O decreases less, but is still far away from Doc2EDAG. We can observe that on the multi-event set, Doc2EDAG with the document-level end-to-end modeling increases by 17.7 F1 scores over DCFEE-O, the best baseline, on average.

Ablation Tests. To verify the critical contributions of the novel model, we conduct ablation tests by evaluating two Doc2EDAG variants: 1) *-DocEnc*, removing the Transformer module used in the document-level entity encoding, and 2) *-PathMem*, removing the memory mechanism during the EDAG generation. Table 5 compares Doc2EDAG with its two variants. We can observe that removing any one of those two modules causes apparent performance degradation. Specifically, the memory mechanism is of prime importance, as removing it can result in drastic declines of the performance, over 10 F1 scores, on four event types, except for the ER event whose multi-event ratio is very low on the test set.

Case Studies. Taking the document shown in Figure 2 as an example, Doc2EDAG successfully generate the correct EDAG, as shown in Figure 3, while DCFEE inevitably makes many mistakes even if identifying key sentences correctly. Moreover, we include another three different case studies in the appendix, which can intuitively illustrate the superiority of Doc2EDAG further.

7 Conclusion

We propose a novel end-to-end solution, Doc2EDAG, for DEE that can directly operate at the document level. To ease the DS-based event labeling, we reformalize a novel DEE task with the no-trigger-words design. With this design, we build a large-scale real-world dataset with unique challenges of argument-scattering and multi-event. Furthermore, based on this dataset, we conduct extensive experiments and present comprehensive analyses to illustrate the superiority of Doc2EDAG. Notably, our fairly general labeling and mod-

eling strategies hold vast potentials to benefit other domains with similar challenges, such as legislation, health, etc.

References

- [Ahn, 2006] David Ahn. The stages of event extraction. In *Proceedings of the Workshop on Annotating and Reasoning about Time and Events*, 2006.
- [Ba *et al.*, 2016] Jimmy Lei Ba, Jamie Ryan Kiros, and Geoffrey E Hinton. Layer normalization. *arXiv preprint arXiv:1607.06450*, 2016.
- [Bengio *et al.*, 2015] Samy Bengio, Oriol Vinyals, Navdeep Jaitly, and Noam Shazeer. Scheduled sampling for sequence prediction with recurrent neural networks. In *NIPS*, 2015.
- [Chen *et al.*, 2015] Yubo Chen, Liheng Xu, Kang Liu, Daojian Zeng, and Jun Zhao. Event extraction via dynamic multi-pooling convolutional neural networks. In *ACL-IJCNLP*, 2015.
- [Chen *et al.*, 2017] Yubo Chen, Shulin Liu, Xiang Zhang, Kang Liu, and Jun Zhao. Automatically labeled data generation for large scale event extraction. In *ACL*, 2017.
- [Hochreiter and Schmidhuber, 1997] Sepp Hochreiter and Jürgen Schmidhuber. Long short-term memory. *Neural computation*, 1997.
- [Hong *et al.*, 2011] Yu Hong, Jianfeng Zhang, Bin Ma, Jianmin Yao, Guodong Zhou, and Qiaoming Zhu. Using cross-entity inference to improve event extraction. In *ACL*, 2011.
- [Huang *et al.*, 2015] Zhiheng Huang, Wei Xu, and Kai Yu. Bidirectional lstm-crf models for sequence tagging. *arXiv preprint arXiv:1508.01991*, 2015.
- [Ji and Grishman, 2008] Heng Ji and Ralph Grishman. Refining event extraction through cross-document inference. In *ACL*, 2008.
- [Judea and Strube, 2016] Alex Judea and Michael Strube. Incremental global event extraction. In *COLING*, 2016.
- [Kingma and Ba, 2015] Diederick P Kingma and Jimmy Ba. Adam: A method for stochastic optimization. In *ICLR*, 2015.
- [Li *et al.*, 2013] Qi Li, Heng Ji, and Liang Huang. Joint event extraction via structured prediction with global features. In *ACL*, 2013.
- [Li *et al.*, 2014] Qi Li, Heng Ji, HONG Yu, and Sujian Li. Constructing information networks using one single model. In *EMNLP*, 2014.
- [Liao and Grishman, 2010] Shasha Liao and Ralph Grishman. Using document level cross-event inference to improve event extraction. In *ACL*, 2010.
- [Liu *et al.*, 2017] Shulin Liu, Yubo Chen, Kang Liu, and Jun Zhao. Exploiting argument information to improve event detection via supervised attention mechanisms. In *ACL*, 2017.
- [Mintz *et al.*, 2009] Mike Mintz, Steven Bills, Rion Snow, and Dan Jurafsky. Distant supervision for relation extraction without labeled data. In *ACL*, pages 1003–1011, 2009.
- [Nguyen and Nguyen, 2019] Trung Minh Nguyen and Thien Huu Nguyen. One for all: Neural joint modeling of entities and events. In *AAAI*, 2019.
- [Nguyen *et al.*, 2016] Thien Huu Nguyen, Kyunghyun Cho, and Ralph Grishman. Joint event extraction via recurrent neural networks. In *NAACL*, 2016.
- [Ren *et al.*, 2017] Xiang Ren, Zeqiu Wu, Wenqi He, Meng Qu, Clare R Voss, Heng Ji, Tarek F Abdelzaher, and Jiawei Han. Cotype: Joint extraction of typed entities and relations with knowledge bases. In *WWW*, 2017.
- [Riedel and McCallum, 2011] Sebastian Riedel and Andrew McCallum. Fast and robust joint models for biomedical event extraction. In *EMNLP*, 2011.
- [Sha *et al.*, 2018] Lei Sha, Feng Qian, Baobao Chang, and Zhifang Sui. Jointly extracting event triggers and arguments by dependency-bridge rnn and tensor-based argument interaction. In *AAAI*, 2018.
- [Srivastava *et al.*, 2014] Nitish Srivastava, Geoffrey Hinton, Alex Krizhevsky, Ilya Sutskever, and Ruslan Salakhutdinov. Dropout: a simple way to prevent neural networks from overfitting. *JMLR*, 2014.
- [Vaswani *et al.*, 2017] Ashish Vaswani, Noam Shazeer, Niki Parmar, Jakob Uszkoreit, Llion Jones, Aidan N Gomez, Łukasz Kaiser, and Illia Polosukhin. Attention is all you need. In *NIPS*, 2017.
- [Wang *et al.*, 2018] Shaolei Wang, Yue Zhang, Wanxiang Che, and Ting Liu. Joint extraction of entities and relations based on a novel graph scheme. In *IJCAI*, 2018.
- [Yang and Mitchell, 2016] Bishan Yang and Tom M. Mitchell. Joint extraction of events and entities within a document context. In *NAACL-HLT*, 2016.
- [Yang *et al.*, 2016] Zichao Yang, Diyi Yang, Chris Dyer, Xiaodong He, Alex Smola, and Eduard Hovy. Hierarchical attention networks for document classification. In *NAACL-HLT*, 2016.
- [Yang *et al.*, 2018] Hang Yang, Yubo Chen, Kang Liu, Yang Xiao, and Jun Zhao. Dcfee: A document-level chinese financial event extraction system based on automatically labeled training data. *Proceedings of ACL 2018, System Demonstrations*, 2018.
- [Zeng *et al.*, 2018a] Xiangrong Zeng, Daojian Zeng, Shizhu He, Kang Liu, and Jun Zhao. Extracting relational facts by an end-to-end neural model with copy mechanism. In *ACL*, 2018.
- [Zeng *et al.*, 2018b] Ying Zeng, Yansong Feng, Rong Ma, Zheng Wang, Rui Yan, Chongde Shi, and Dongyan Zhao. Scale up event extraction learning via automatic training data generation. In *AAAI*, 2018.
- [Zhang and Ji, 2018] Tongtao Zhang and Heng Ji. Event extraction with generative adversarial imitation learning. *arXiv preprint arXiv:1804.07881*, 2018.
- [Zheng *et al.*, 2017] Suncong Zheng, Feng Wang, Hongyun Bao, Yuexing Hao, Peng Zhou, and Bo Xu. Joint extraction of entities and relations based on a novel tagging scheme. In *ACL*, 2017.

A Appendix

We omit some details in the main body to present readers with the overall picture of Doc2EDAG and provide better reading experiences. In this appendix, we include those omitted details for interested readers to check.

- Section A.1 introduces event types used in our paper and corresponding preprocessing details when conducting the document-level event labeling.
- Section A.2 describes some basic building blocks of our model in details.
- Section A.3 presents a complete hyper-parameter setting to enable the reproducible research.
- Section A.4 contains another three case studies.

A.1 Event Type Specifications

Table 6 shows detailed illustrations for event types used in our paper, where we mark some key roles that should be non-empty when conducting the document-level event labeling. In addition to requiring non-empty key roles, we empirically set the minimum number of matched roles for EF, ER, EU, EO and EP events as 5, 4, 4, 4 and 5, respectively. While we set these constraints empirically to ensure the labeling quality for our data, practitioners of other domains can adjust these configurations freely to fulfill the task-specific requirements by making the trade-off between precision and recall.

Moreover, when training models, we follow the decreasing order of the non-empty arguments ratio of the role, based on the intuition that more informative (non-empty) arguments in the path history can facilitate better subsequent argument identifications during the recurrent decoding, and we also validate this intuition by comparing with models trained on some randomly permuted role orders.

A.2 Model

In Section 5 of the paper, we frequently employ two basic building blocks: 1) the attentively weighted average (AWA) module [Yang *et al.*, 2016] and 2) the Transformer module [Vaswani *et al.*, 2017]. Next, we present details about these two modules.

AWA

The AWA module (mentioned in Section 5.1 and 5.2 of the paper) was employed by [Yang *et al.*, 2016] to obtain the sentence embedding from a sequence of word embeddings and produce a final document embedding from a sequence of generated sentence embeddings. In our model, we adopt a similar design to get a single embedding from a sequence of embeddings with the same embedding size. Specifically, given a sequence of embeddings, $\mathbf{x} = [\mathbf{x}_1; \mathbf{x}_2; \dots; \mathbf{x}_{N_x}]$, where each $\mathbf{x}_i \in \mathbb{R}^{d_w}$ is an embedding with size d_w and $\mathbf{x} \in \mathbb{R}^{d_w \times N_x}$ is the embedding sequence with length N_x , we take the scaled

dot-product attention [Vaswani *et al.*, 2017] operations:

$$u_i = \frac{Q^\top \mathbf{x}_i}{\sqrt{d_w}}, \quad (1)$$

$$\alpha_i = \frac{\exp(u_i)}{\sum_j \exp(u_j)}, \quad (2)$$

$$\hat{\mathbf{x}} = \text{Dropout} \left(\text{LayerNorm} \left(\sum_i \alpha_i \mathbf{x}_i \right) \right), \quad (3)$$

to produce a single embedding $\hat{\mathbf{x}} \in \mathbb{R}^{d_w}$, where $Q \in \mathbb{R}^{d_w}$ is a trainable parameter, LayerNorm is the layer normalization [Ba *et al.*, 2016] and Dropout is an effective technique to avoid overfitting [Srivastava *et al.*, 2014].

As described in Section 5 of the paper, we employ four different AWA modules for the following purposes:

- getting a single entity mention embedding from a sequence of embeddings of covered tokens;
- getting a single sentence embedding from the token embedding sequence;
- inducing a single entity embedding from multiple mention embeddings with the same entity name;
- obtaining a document embedding from encoded sentence embeddings to conduct the event-triggering classification.

Some alternatives of AWA include max pooling and mean pooling. We have also tried these two strategies and our observations was that AWA performed comparable and sometimes slightly better than max pooling, and both of them performed slightly better than mean pooling. To focus on core contributions, we simply adopt AWA and do not add many discussions about different choices of this module. In general, using any of them is ok, as pooling-based methods can be quicker and have fewer parameters.

Transformer

As for the Transformer module, we mainly follow [Vaswani *et al.*, 2017], but have also referred an excellent guide, "The Annotated Transformer"⁶.

While in our setting, we employ the Transformer as a context encoder to exchange information among multiple inputs with the following changes:

- Transformer-1 (mentioned in Section 5 of the paper) looks up a sentence-level trainable position embedding table and add original token embeddings with associated token-positional embeddings, as the multi-headed self-attention mechanism in Transformer is position-agnostic.
- Before feeding into Transformer-2 (mentioned in Section 5.2) and Transformer-3 (mentioned in Section 5.3), we add the input embeddings with trainable sentence-positional and role-indicator embeddings, respectively, to enable the awareness of specific encoding tasks.

Moreover, for the entity recognition part, we refer readers to [Huang *et al.*, 2015] for details about stacking the conditional random field (CRF) layer over encoded representations.

⁶<http://nlp.seas.harvard.edu/2018/04/03/attention.html>

Event Type	Event Role	Detailed Explanations
Equity Freeze (EF)	Equity Holder (key) Froze Shares (key) Legal Institution (key) Start Date End Date Unfroze Date Total Holding Shares Total Holding Ratio	the equity holder whose shares are froze the number of shares being froze the legal institution that executes this freeze the start date of this freeze the end date of this freeze the date in which these shares are unfroze the total number of shares being hold at disclosing time the total ratio of shares being hold at disclosing time
Equity Repurchase (ER)	Company Name (key) Highest Trading Price Lowest Trading Price Closing Date Repurchased Shares Repurchase Amount	the name of the company the highest trading price the lowest trading price the closing date of this disclosed repurchase the number of shares being repurchased before the closing date the repurchase amount before the closing date
Equity Underweight (EU)	Equity Holder (key) Traded Shares (key) Start Date End Date Average Price Later Holding Shares	the equity holder who conducts this underweight the number of shares being traded the start date of this underweight the end date of this underweight the average price during this underweight the number of shares being hold after this underweight
Equity Overweight (EO)	Equity Holder (key) Traded Shares (key) Start Date End Date Average Price Later Holding Shares	the equity holder who conducts this overweight the number of shares being traded the start date of this overweight the end date of this overweight the average price during this overweight the number of shares being hold after this overweight
Equity Pledge (EP)	Pledger (key) Pledged Shares (key) Pledgee (key) Start Date End Date Released Date Total Pledged Shares Total Holding Shares Total Holding Ratio	the equity holder who pledges some shares to an institution the number of shares being pledged the institution who accepts the pledged shares the start date of this pledge the end date of this pledge the date in which these pledged shares are released the total number of shares being pledged at disclosing time the total number of shares being hold at disclosing time the total ratio of shares being hold at disclosing time

Table 6: Event type specifications.

A.3 Hyper-parameters Setting

We summarize all hyper-parameters in Table 7 towards the reproducible research.

A.4 Case Studies

In addition to the *Equity Pledge* example included by the paper, we show another three cases with comprehensive analyses in Figure 5, 6 and 7 for the *Equity Overweight*, *Equity Underweight* and *Equity Freeze* events, respectively, where we color the wrong predicted arguments as red and present detailed explanations.

Module	Hyper-parameter	Value
Input Representation	the maximum sentence number	64
	the maximum sentence length	128
	d_w (the embedding size)	768
Entity Recognition	the tagging scheme	BIO (Begin, Inside, Other)
	the hidden size	768 (same to d_w)
Transformer-1	the number of layers	4
Transformer-2	the size of the hidden layer	768 (same to d_w)
Transformer-3	the size of the feed-forward layer	1,024
Optimization	the optimizer	Adam [Kingma and Ba, 2015]
	the learning rate	$1e^{-4}$
	the batch size	64 (with 32 GPUs)
	the training epoch	100
	the loss reduction type	sum
	λ_1	0.05
	λ_2, λ_3	0.95
	γ	3
	the dropout probability	0.1
	the scheduled-sampling beginning	10^{th} epoch
	the scheduled-sampling ending	20^{th} epoch
the scheduled probability of employing gold entity mentions	decreasing from 1.0 to 0.1 linearly during the scheduled epochs	

Table 7: The hyper-parameter setting.

Event Table (DCFEE-O, key sentences: 3)					
Equity Holder	Traded Shares	Start Date	End Date	Later Holding Shares	Average Price
[PER1]	[SHARE1]	[DATE1]	NA	[SHARE4]	NA

Event Table (Our Model)					
Equity Holder	Traded Shares	Start Date	End Date	Later Holding Shares	Average Price
[PER1]	[SHARE1]	[DATE1]	[DATE1]	NA	NA
[PER2]	[SHARE2]	[DATE1]	[DATE1]	[SHARE2]	NA
[PER3]	[SHARE1]	[DATE1]	[DATE1]	NA	NA

Event Table (DCFEE-M, key sentences: 3)					
Equity Holder	Traded Shares	Start Date	End Date	Later Holding Shares	Average Price
[PER1]	[SHARE1]	[DATE1]	NA	[SHARE4]	NA
[PER2]	[SHARE2]	[DATE1]	NA	[SHARE4]	NA
[PER3]	[SHARE3]	[DATE1]	NA	[SHARE4]	NA

Event Table (Ground-truth)					
Equity Holder	Traded Shares	Start Date	End Date	Later Holding Shares	Average Price
[PER1]	[SHARE1]	[DATE1]	[DATE1]	[SHARE4]	NA
[PER2]	[SHARE2]	[DATE1]	[DATE1]	[SHARE2]	NA
[PER3]	[SHARE3]	[DATE1]	[DATE1]	[SHARE5]	NA

Entity Mark Table		
Mark	Entity	Entity (English)
[PER1]	李兵	Bing Li
[PER2]	毛尊平	Zunping Mao
[PER3]	夏保琪	Baoqi Xia
[SHARE1]	30000股	30000 shares
[SHARE2]	20000股	20000 shares
[SHARE3]	17300股	17300 shares
[SHARE4]	63750股	63750 shares
[SHARE5]	20675股	20675 shares
[DATE1]	2018年12月21日	Dec. 21st, 2018

ID	Sentence
3	公司接到通知, [DATE1], 公司董事、总经理[PER1]先生通过深圳证券交易所证券交易系统增持公司[SHARE1]股份, 公司财务负责人[PER2]先生通过深圳证券交易所证券交易系统增持公司[SHARE2]股份, 公司董事会秘书[PER3]先生通过深圳证券交易所证券交易系统增持公司[SHARE3]股份。
7	本次增持后, [PER1]先生共持有公司[SHARE4]股份。 After this overweight, Mr. [PER1] hold [SHARE4] of the company in total.
8	本次增持后, [PER2]先生共持有公司[SHARE2]股份。 After this overweight, Mr. [PER2] hold [SHARE2] of the company in total.
10	本次增持后, [PER3]先生共持有公司[SHARE5]股份。 After this overweight, Mr. [PER3] hold [SHARE5] of the company in total.

Figure 5: In this case, there are three *equity overweight* (EO) events mentioned by the documents. Although DCFEE-O correctly identifies the key sentence (ID 3), it cannot decide how many events being expressed by this sentence, as its SEE module can only fulfill the sequence tagging task. Therefore, we implement another version, DCFEE-M, which guess possible events by the position closeness, and indeed DCFEE-M produce multiple partially correct events in this case. However, the arguments-completion stage of DCFEE-M is context-agnostic, which is the reason that DCFEE-M does not produce correct arguments for the *End Date* role (“DATE1” is already assigned with the *Start Date* role) and the *Later Holding Shares* role (the closest valid entity is “[SHARE4]”). Moreover, though achieving better results for this case, DCFEE-M is inferior to DCFEE-O in terms of the whole test set (shown in the paper), since the naive multi-event guessing fails on many other cases. As for our model, it also misses two arguments for the *Later Holding Shares* role. After the careful examination, we find that the empty ratio of this role is pretty high during training, and thus our model prefers to be conservative in assigning entities with this role.

Event Table (DCFEE-O, key sentences: 4, 6, 8)					
Equity Holder	Traded Shares	Start Date	End Date	Later Holding Shares	Average Price
[PER1]	[SHARE1]	[DATE2]	[DATE3]	NA	NA
[PER1]	[SHARE1]	[DATE2]	[DATE3]	NA	NA
[PER1]	[SHARE1]	[DATE2]	[DATE3]	NA	NA

Event Table (Our Model)					
Equity Holder	Traded Shares	Start Date	End Date	Later Holding Shares	Average Price
[PER1]	[SHARE1]	[DATE2]	[DATE2]	NA	NA
[PER1]	[SHARE3]	[DATE3]	[DATE3]	NA	NA

Event Table (DCFEE-M, key sentences: 4, 6, 8)					
Equity Holder	Traded Shares	Start Date	End Date	Later Holding Shares	Average Price
[PER1]	[SHARE1]	[DATE2]	[DATE3]	NA	NA
[PER1]	[SHARE1]	[DATE2]	[DATE1]	NA	NA
[PER1]	[SHARE1]	[DATE3]	[DATE1]	NA	NA
[PER1]	[SHARE3]	[DATE2]	[DATE1]	NA	NA
[PER1]	[SHARE1]	[DATE2]	[DATE1]	NA	NA
[PER1]	[SHARE5]	[DATE2]	[DATE1]	NA	NA

Event Table (Ground-truth)					
Equity Holder	Traded Shares	Start Date	End Date	Later Holding Shares	Average Price
[PER1]	[SHARE1]	[DATE2]	[DATE2]	[SHARE5]	NA
[PER1]	[SHARE3]	[DATE3]	[DATE3]	[SHARE6]	NA

Entity Mark Table		
Mark	Entity	Entity (English)
[ORG1]	通裕重工股份有限公司	Tongyu Heavy Industry Co.,Ltd.
[PER1]	朱金枝	Jinzhi Zhu
[DATE1]	2018年10月10日	Oct. 10th, 2018
[DATE2]	2014年6月23日	Jun. 23nd, 2014
[DATE3]	2018年9月28日	Sept. 28th, 2018
[SHARE1]	8000000股	8000000 shares
[SHARE2]	900000000股	900000000 shares
[SHARE3]	12090000股	12090000 shares
[SHARE4]	80075625股	80075625 shares
[SHARE5]	72075625股	72075625 shares
[SHARE6]	204136875股	204136875 shares
[RATIO1]	5%	5%
[RATIO2]	1%	1%
[RATIO3]	0.8889%	0.8889%
[RATIO4]	0.3700%	0.3700%
[RATIO5]	8.8973%	8.8973%

ID	Sentence
4	[DATE1]. [ORG1] (以下简称“通裕重工”或“本公司”)收到持股[RATIO1]以上股东[PER1]先生发来的《关于减持通裕重工股份达到[RATIO2]的通知》, 自[DATE2]至[DATE3], [PER1]先生通过大宗交易方式减持公司无限售流通股,, 具体情况如下:
5	一、股东减持情况 First, the information of this equity underweight
6	[PER1]先生于[DATE2]通过大宗交易方式减持[SHARE1], 占公司当时总股本[SHARE2]的比例为[RATIO3]; [DATE3]减持[SHARE3], 占公司目前总股本的比例为[RATIO4]. In [DATE2], Mr. [PER1] sold [SHARE1] via the block trading, accounting for [RATIO3] of the capital stock of the company at that time; in [DATE3], he sold [SHARE3] again, accounting for [RATIO4] of the capital stock of the company currently.
7	二、本次减持前后持股情况 Second, the holding information before and after this equity underweight
8	本次减持前, [PER1]先生持有本公司股份[SHARE4], 占公司总股本[SHARE2]的[RATIO5], [DATE2]减持[SHARE1]后持股[SHARE5],, [DATE3][PER1]先生减持[SHARE3]后持有[SHARE6],, Before this underweight, [PER1] hold [SHARE4] of the company, accounting for [RATIO5] of the total capital stock of the company, [SHARE2]; while in [DATE2], after selling [SHARE1], he hold [SHARE5] of the company;, In [DATE3], after selling [SHARE3], Mr. [PER1] hold [SHARE6] of the company. ...

Figure 6: This case shows the typical false positive errors made by DCFEE models. Although the document only contains two distinct *Equity Underweight* events in total, different sentences mention these events multiple times (ID 4, 6 and 8). However, the key-sentence detection module of DCFEE models cannot differentiate duplicated event mentions elegantly. Therefore, both of them produce duplicated event records. Especially, DCFEE-M, guessing multiple event mentions from a single sentence, suffers severe false positive errors in this case. In contrast, our model is naturally robust to such data characteristics, since we conduct the event table filling at the document level. The only missing arguments, belong to the *Later Holding Shares* role, are partially caused by the restriction of the maximum sentence length at the input stage (ID 8).

Event Table (DCFEE-O, key sentences: 14)							
Equity Holder	Froze Shares	Legal Institution	Start Date	End Date	Unfroze Date	Total Holding Shares	Total Holding Ratio
[PER1]	[SHARE2]	[ORG3]	[DATE1]	NA	NA	[SHARE1]	[RATIO2]

Event Table (Our Model)							
Equity Holder	Froze Shares	Legal Institution	Start Date	End Date	Unfroze Date	Total Holding Shares	Total Holding Ratio
[ORG2]	[SHARE1]	[ORG3]	[DATE1]	NA	NA	[SHARE1]	[RATIO2]
[PER1]	[SHARE2]	[ORG3]	[DATE1]	NA	NA	[SHARE2]	NA

Event Table (DCFEE-M, key sentences: 14)							
Equity Holder	Froze Shares	Legal Institution	Start Date	End Date	Unfroze Date	Total Holding Shares	Total Holding Ratio
[PER1]	[SHARE2]	[ORG3]	[DATE1]	NA	NA	[SHARE1]	[RATIO2]

Event Table (Ground-truth)							
Equity Holder	Froze Shares	Legal Institution	Start Date	End Date	Unfroze Date	Total Holding Shares	Total Holding Ratio
[ORG2]	[SHARE1]	[ORG3]	[DATE1]	NA	NA	[SHARE1]	[RATIO1]
[PER1]	[SHARE2]	[ORG3]	[DATE1]	NA	NA	[SHARE2]	[RATIO2]

Entity Mark Table		
Mark	Entity	Entity (English)
[DATE1]	2018年11月1日	Nov. 1st, 2018
[ORG1]	上海富控互动娱乐股份有限公司	Shanghai Fukong Interactive Entertainment Co.,Ltd.
[ORG2]	上海富控文化传媒 有限公司	Shanghai Fukong Culture Media Co., Ltd.
[ORG3]	山东省济南市中级人民法院	Jinan Intermediate People's Court of Shandong Province
[PER1]	颜静刚	Jinggang Yan
[SHARE1]	157876590股	157876590 shares
[SHARE2]	31825000股	31825000 shares
[RATIO2]	27.42%	27.42%
[RATIO3]	5.53%	5.53%

ID	Sentence
3	[ORG1] (以下简称“公司”)于[DATE1]获悉公司控股股东[ORG2] (以下简称“富控传媒”)和公司实际控制人[PER1]先生持有的公司股份被司法轮候冻结,具体情况如下:
4	一、控股股东股份被冻结情况 First, the information about the controlling shareholder being froze
5	司法轮候冻结机关: [ORG3]; The legal institution conducting this freeze: [ORG3];
6	司法轮候冻结数量为: [SHARE1]. 轮候冻结; The number of shares being froze: [SHARE1], froze in turn;
7	冻结起始日: [DATE1]; The start date of this freeze: [DATE1];
9	二、实际控制人股份被冻结情况 Second, the information about the actual controller being froze
10	司法轮候冻结机关: [ORG3]; The legal institution conducting this freeze: [ORG3];
11	司法轮候冻结数量为: [SHARE2]. 轮候冻结; The number of shares being froze: [SHARE2], froze in turn;
12	冻结起始日: [DATE1]; The start date of this freeze: [DATE1];
14	截至本公告披露日,富控传媒持有公司[SHARE1],占公司总股本的[RATIO1],已被轮候冻结[SHARE1]; [PER1]先生持有公司[SHARE2],占公司总股本的[RATIO2],已被轮候冻结[SHARE2]. As of the date of this announcement, Fukong Media hold [SHARE1] of the company, accounting for [RATIO1] of the total share capital, where [SHARE1] is froze in turn; Mr. [PER1] hold [SHARE2] of the company, accounting for [RATIO2] of the total share capital, where [SHARE2] is froze in turn;

Figure 7: This case, containing two *Equity Freeze* events, is a typical example that violates the key-sentence labeling assumption of DCFEE, which assumes the sentence containing the most arguments as the key-event one. We can observe that the core arguments of the event scatter across multiple sub-sentences, such as ID 5, 6, 7, 10, 11 and 12, but DCFEE-O and DCFEE-M treat the summary sentence (ID 14) as the key-event one. However, the single sentence (ID 14) summarizes these two event records, and DCFEE models cannot address such multi-event sentences elegantly. Note that, each text snippet of ID 5, 6, 7, 10, 11 and 12 is not a complete sentence, but these text snippets are presented in a list manner and some of them even do not have ending punctuations (ID 4, 9). We have tried to merge such short snippets into a single long sentence, but applying this merge on the whole dataset can hurt the performance of DCFEE models on other event types. Thus, we drop this preprocessing option. In contrast, our model is immune to such merging and even benefit with a faster speed due to fewer sentences to be encoded. In terms of the extraction performance, our model correctly identifies these two events and arranges entities into proper table columns with only one missing argument for the *Total Holding Ratio* role. While DCFEE models miss one event and inevitably make mistakes when completing missing arguments for the key-event sentence.