

On the Simulation of General Tempered Stable Ornstein-Uhlenbeck Processes

Michael Grabchak* *University of North Carolina Charlotte*

January 22, 2020

Abstract

We give an explicit representation for the transition law of a tempered stable Ornstein-Uhlenbeck process and use it to develop a rejection sampling algorithm for exact simulation of increments from this process. Our results apply to general classes of both univariate and multivariate tempered stable distributions and contain a number of previously studied results as special cases.

Keywords: Tempered stable distributions, Ornstein-Uhlenbeck processes, rejection sampling, selfdecomposability

1 Introduction

Non-Gaussian processes of Ornstein-Uhlenbeck-type (henceforth OU-processes) form a rich and flexible class of stochastic models. They are the continuous time analogues of autoregressive AR(1) processes and are important in the study of selfdecomposable distributions. Further, they are mean reverting, which makes them useful for many applications. We are particularly motivated by their applications to mathematical finance, where they have been used to model stochastic volatility [3] [4], stochastic interest rates [24] [19], and commodity prices [5] [12]. Here we focus on the class of TSOU-processes, which are OU-processes with tempered stable limiting distributions. These distributions are obtained by modifying the tails of infinite variance stable distributions to make them lighter, which leads to models that are more realistic for a variety of application areas. In particular, discussions of financial applications can be found in [18], [25], [14], and the references therein. Some of the earliest tempered stable distributions were introduced in the seminal paper Tweedie (1984) [32] and are called Tweedie distributions. A general framework was developed in Rosiński (2007) [27]. This was further

*Email address: mgrabcha@uncc.edu

generalized, in several directions, in [28], [6], and [13]. A survey, along with a historical overview and many references can be found in [14].

In this paper, we give an explicit representation for the transition law of a TSOU-process and use it to develop a simulation method based on rejection sampling. This method extends the rejection sampling technique for simulating tempered stable Lévy processes, which was introduced in [16]. Similar representations for the transition laws of TSOU-processes with Tweedie (and closely related) limiting distributions are given in [34], [33], [21], [22], and [7]. Most of these are special cases of our result.

The rest of this paper is organized as follows. In Section 2 we discuss two distributions that will be useful for simulating TSOU-processes and in Section 3 we recall the definition of the class of tempered stable distributions. Then, in Section 4 we formally introduce TSOU-processes, give explicit representations of their transition laws, and introduce our methodology for simulation. In Section 5 we specialize our results to the important class of p -tempered α -stable distributions. A small simulation study is given in Section 6. Proofs are postponed to Section 7.

Before proceeding, we introduce some notation. Let \mathbb{R}^d be the space of d -dimensional column vectors of real numbers equipped with the usual inner product $\langle \cdot, \cdot \rangle$ and the usual norm $|\cdot|$. Let $\mathbb{S}^{d-1} = \{x \in \mathbb{R}^d : |x| = 1\}$ denote the unit sphere in \mathbb{R}^d . Let $\mathfrak{B}(\mathbb{R}^d)$ and $\mathfrak{B}(\mathbb{S}^{d-1})$ denote the Borel sets in \mathbb{R}^d and \mathbb{S}^{d-1} , respectively. If $a, b \in \mathbb{R}$, we write $a \vee b$ and $a \wedge b$ to denote, respectively, the maximum and the minimum of a and b . We write $U(0, 1)$ to denote the uniform distribution on $[0, 1]$, we write δ_x to denote a point mass at x , and we write 1_A to denote the indicator function on set A . If μ is a probability measure on \mathbb{R}^d , we write $X \sim \mu$ to denote that X is an \mathbb{R}^d -valued random variable with distribution μ . We write $\stackrel{d}{=}$ to denote equality in distribution and $\stackrel{w}{\rightarrow}$ to denote weak convergence.

2 Auxiliary Distributions

In this section we briefly introduce two distributions, which will be important for simulating increments from TSOU-processes. These are the modified log-Laplace distribution and the generalized gamma distribution.

We begin with the modified log-Laplace distribution. Consider a distribution with probability density function (pdf) given by

$$\begin{aligned} g(x; \alpha, p, \delta) &= \alpha(p - \alpha) \frac{\delta^\alpha}{\alpha\delta^p + p - \alpha} (x^{p-\alpha-1} 1_{[0 < x \leq \delta]} + x^{-1-\alpha} 1_{[x > \delta]}) \\ &= \frac{\alpha\delta^p}{\alpha\delta^p + p - \alpha} \delta^{-(p-\alpha)} (p - \alpha) x^{p-\alpha-1} 1_{[0 < x \leq \delta]} \\ &\quad + \frac{p - \alpha}{\alpha\delta^p + p - \alpha} \alpha\delta^\alpha x^{-1-\alpha} 1_{[x > \delta]}, \end{aligned}$$

where $p > \alpha > 0$ and $\delta > 0$ are parameters. We call this the modified log-Laplace distribution and denote it by $\text{MLL}(\alpha, p, \delta)$. This distribution is a mixture of the beta distribution with pdf

$$(p - \alpha)\delta^{-(p-\alpha)}x^{p-\alpha-1}, \quad 0 < x \leq \delta$$

and the Pareto distribution with pdf

$$\alpha\delta^\alpha x^{-1-\alpha}, \quad x > \delta.$$

The mixing parameter is

$$h = \frac{\alpha\delta^p}{\alpha\delta^p + p - \alpha}.$$

Using this mixture representation, we can simulate from the distribution as follows. If U_1 and U_2 are independent and identically distributed (iid) random variables from $U(0, 1)$, then

$$Y = U_1^{1/(p-\alpha)}\delta 1_{[U_2 < h]} + U_1^{-1/\alpha}\delta 1_{[U_2 \geq h]} \sim \text{MLL}(\alpha, p, \delta).$$

The reason that we call this the modified log-Laplace distribution is because the log-Laplace distribution is also a mixture of a beta distribution and a Pareto distribution, but with a different mixing parameter. The modified log-Laplace distribution is a log-Laplace distribution only when $\delta = 1$. For more on the log-Laplace distribution see [23].

We now turn to the generalized gamma distribution. Recall that the pdf of a gamma distribution is given by

$$\frac{\theta^\beta}{\Gamma(\beta)}u^{\beta-1}e^{-\theta u}, \quad u > 0,$$

where $\beta, \theta > 0$ are parameters. We denote this distribution by $\text{Ga}(\beta, \theta)$. The generalized gamma distribution was introduced in [30]. It has a pdf of the form

$$\frac{p\theta^{\beta/p}}{\Gamma(\beta/p)}u^{\beta-1}e^{-\theta u^p}, \quad u > 0,$$

where $\beta, p, \theta > 0$ are parameters. We denote this distribution by $\text{GGa}(\beta, p, \theta)$. It is readily checked that if $X \sim \text{Ga}(\beta/p, \theta)$, then $X^{1/p} \sim \text{GGa}(\beta, p, \theta)$. Thus, to simulate from a generalized gamma distribution it suffices to know how to simulate from a gamma distribution. Approaches for doing this are well-known, see e.g. [2] and the references therein.

3 Tempered Stable Distributions

An infinitely divisible distribution μ on \mathbb{R}^d is a probability measure with a characteristic function of the form $\hat{\mu}(z) = \exp\{C_\mu(z)\}$, where, for $z \in \mathbb{R}^d$,

$$C_\mu(z) = -\frac{1}{2}\langle z, Az \rangle + i\langle b, z \rangle + \int_{\mathbb{R}^d} \left(e^{i\langle z, x \rangle} - 1 - i\langle z, x \rangle h(x) \right) M(dx).$$

Here, A is a symmetric nonnegative-definite $d \times d$ -dimensional matrix called the Gaussian part, $b \in \mathbb{R}^d$ is called the shift, and M is a Borel measure, called the Lévy measure, which satisfies

$$M(\{0\}) = 0 \text{ and } \int_{\mathbb{R}^d} (|x|^2 \wedge 1) M(dx) < \infty.$$

The function $h : \mathbb{R}^d \mapsto \mathbb{R}$, which we call the h -function, can be any Borel function satisfying

$$\int_{\mathbb{R}^d} \left| e^{i\langle z, x \rangle} - 1 - i\langle z, x \rangle h(x) \right| M(dx) < \infty$$

for all $z \in \mathbb{R}^d$. For a fixed h -function, A , M , and b uniquely determine the distribution μ , and we write $\mu = \text{ID}_d(A, M, b)_h$. The choice of h does not affect A and M , but different choices of h require different values for b , see Section 8 in [29].

Associated with every infinitely divisible distribution $\mu = \text{ID}_d(A, M, b)_h$ is a stochastic process $\{X_t : t \geq 0\}$, which is called a Lévy process. This process is stochastically continuous and has independent and stationary increments. The characteristic function of X_t is $(\hat{\mu}(z))^t$. It follows that, for each $t \geq 0$, $X_t \sim \text{ID}_d(tA, tM, tb)_h$. For more on infinitely divisible distributions and their associated Lévy processes see [29].

Selfdecomposable distributions are an important class of infinitely divisible distributions. They correspond to the case, where the Lévy measure M is of the form

$$M(B) = \int_{\mathbb{S}^{d-1}} \int_0^\infty 1_B(u\xi) k(\xi, u) u^{-1} du \sigma(d\xi), \quad B \in \mathfrak{B}(\mathbb{R}^d).$$

Here σ is a finite Borel measure on \mathbb{S}^{d-1} and $k : \mathbb{S}^{d-1} \times (0, \infty) \mapsto [0, \infty)$ is a Borel function, which, for each fixed $\xi \in \mathbb{S}^{d-1}$, is nonincreasing in u . A more intuitive characterization is as follows. A distribution μ is selfdecomposable if and only if there is an $X \sim \mu$ such that, for all $c > 1$, there exists a random variable Y_c , independent of X , satisfying

$$X \stackrel{d}{=} \frac{1}{c}X + Y_c.$$

Following [28], we define a tempered stable distribution on \mathbb{R}^d as an infinitely divisible distribution with no Gaussian part and a Lévy measure of the form

$$L_\alpha(B) = \int_{\mathbb{S}^{d-1}} \int_0^\infty 1_B(u\xi) u^{-1-\alpha} q(\xi, u) du \sigma(d\xi), \quad B \in \mathfrak{B}(\mathbb{R}^d), \quad (1)$$

where $\alpha \in (0, 2)$, $q : \mathbb{S}^{d-1} \times (0, \infty) \mapsto [0, \infty)$ is a Borel function, and σ is a finite Borel measure on \mathbb{S}^{d-1} . The function q is called the tempering function. Throughout this paper we assume that q satisfies the following two assumptions:

A1. $0 \leq q(\xi, u) \leq 1$ for all $u > 0$ and $\xi \in \mathbb{S}^{d-1}$, and

A2. $q(\xi, u)$ is nonincreasing in u for each fixed $\xi \in \mathbb{S}^{d-1}$.

Assumption A1 ensures that the tempering function is bounded, while Assumption A2 ensures that the corresponding distribution is selfdecomposable. For tempered stable distributions we use the h -function given by

$$h_\alpha(x) = \begin{cases} 0 & \alpha \in (0, 1) \\ 1_{[|x| \leq 1]} & \alpha = 1 \\ 1 & \alpha \in (1, 2) \end{cases},$$

and we denote the distribution $\text{ID}_d(0, L_\alpha, b)_{h_\alpha}$ by $\text{TS}_{\alpha,d}(\sigma, q, b)$. When $q(\xi, u) \equiv 1$, the distribution $\text{TS}_{\alpha,d}(\sigma, q, b)$ is α -stable and we sometimes write $\text{S}_{\alpha,d}(\sigma, b)$ in this case. The characteristic function of $\text{TS}_{\alpha,d}(\sigma, q, b)$ is given by

$$\exp \left\{ i \langle b, z \rangle + \int_{\mathbb{S}^{d-1}} \int_0^\infty \psi_\alpha(z, u\xi) q(\xi, u) u^{-1-\alpha} du \sigma(d\xi) \right\}, \quad z \in \mathbb{R}^d,$$

where

$$\psi_\alpha(z, x) = e^{i \langle z, x \rangle} - 1 - i \langle z, x \rangle h_\alpha(x) \text{ for } z, x \in \mathbb{R}^d.$$

Remark 1. The name “tempering function” can be explained as follows. It is often assumed that q satisfies the additional assumption that for each $\xi \in \mathbb{S}^{d-1}$

$$\lim_{u \rightarrow 0} q(\xi, u) = 1 \text{ and } \lim_{u \rightarrow \infty} q(\xi, u) = 0. \quad (2)$$

In this case, the tempered stable distribution $\text{TS}_{\alpha,d}(\sigma, q, b)$ has a distribution function that looks like that of the stable distribution $\text{S}_{\alpha,d}(\sigma, b)$ in some central region, but with lighter tails. In this sense, $\text{TS}_{\alpha,d}(\sigma, q, b)$ “tempers” the tails of $\text{S}_{\alpha,d}(\sigma, b)$. While this is part of the motivation for defining tempered stable distributions, we will not require (2) to hold in this paper.

4 TSOU-Processes

We begin this section by recalling the definition of a process of Ornstein-Uhlenbeck-type (OU-process). Toward this end, let $Z = \{Z_t : t \geq 0\}$ be a Lévy process with $Z_1 \sim \text{ID}_d(A, M, b)_h$ and define the process $\{Y_t : t \geq 0\}$ by the stochastic differential equation

$$dY_t = -\lambda Y_t dt + dZ_t,$$

where $\lambda > 0$ is a parameter. This has a strong solution of the form

$$Y_t = e^{-\lambda t} Y_0 + \int_0^t e^{-\lambda(t-s)} dZ_s.$$

In this case $Y = \{Y_t : t \geq 0\}$ is called an OU-process with parameter λ and Z is called the background driving Lévy process (BDLP). The process Y is a Markov process and, so long as

$$\int_{|x|>2} \log |x| M(dx) < \infty,$$

it has a limiting distribution. This distribution is necessarily selfdecomposable. Further, every selfdecomposable distribution is the limiting distribution of some OU-process. For details see [29] or [26].

Since $\text{TS}_{\alpha,d}(\sigma, q, b)$ is selfdecomposable, it is the limiting distribution of some OU-process, which we call a TSOU-process. We now characterize the BDLP and the transition law of this process.

Theorem 1. *Consider the distribution $\text{TS}_{\alpha,d}(\sigma, q, b)$ and denote its Lévy measure by L_α . Let $Y = \{Y_t : t \geq 0\}$ be an OU-process with parameter $\lambda > 0$ and BDLP $Z = \{Z_t : t \geq 0\}$. Assume that $Z_1 \sim \text{ID}_d(0, \lambda M, \lambda c_\alpha)_{h_\alpha}$ with*

$$c_\alpha = b - \begin{cases} \int_{|x|>1} \frac{x}{|x|} M(dx) & \text{if } \alpha = 1 \\ 0 & \text{otherwise} \end{cases},$$

and

$$M(B) = \int_{\mathbb{S}^{d-1}} \int_0^\infty 1_B(u\xi) d\rho_\xi(u) \sigma(d\xi), \quad B \in \mathfrak{B}(\mathbb{R}^d),$$

where $\rho_\xi(u) = -u^{-\alpha} q(\xi, u)$. In this case, Y is a Markov process with temporally homogenous transition function $P_t(y, dx)$ having characteristic function $\int_{\mathbb{R}^d} e^{i\langle x, z \rangle} P_t(y, dx) = \exp \{C_t(y, z)\}$, where

$$\begin{aligned} C_t(y, z) &= ie^{-\lambda t} \langle y, z \rangle + i \langle d_\alpha, z \rangle + (1 - e^{-\lambda t \alpha}) \int_{\mathbb{R}^d} \psi_\alpha(z, x) L_\alpha(dx) \\ &\quad + e^{-\alpha \lambda t} \int_{\mathbb{S}^{d-1}} \int_0^\infty \psi_\alpha(z, u\xi) \left(q(\xi, u) - q(\xi, ue^{\lambda t}) \right) u^{-1-\alpha} du \sigma(d\xi), \\ d_\alpha &= (1 - e^{-\lambda t}) b + \begin{cases} \tilde{d}_1 & \text{if } \alpha = 1 \\ 0 & \text{otherwise} \end{cases}, \end{aligned}$$

and

$$\tilde{d}_1 = \int_{1 < |x| \leq e^{\lambda t}} x \left(|x|^{-1} - e^{-\lambda t} \right) M(dx) - \left(1 - e^{-\lambda t} \right) \int_{|x| > 1} \frac{x}{|x|} M(dx).$$

Further, for any $y \in \mathbb{R}^d$, $P_t(y, \cdot) \xrightarrow{w} \text{TS}_{\alpha,d}(\sigma, q, b)$ as $t \rightarrow \infty$.

In the above ρ_ξ is a nondecreasing function and the integral with respect to $d\rho_\xi(u)$ is the Stieltjes integral. We now give an explicit representation for an increment of a TSOU-process, under an additional assumption.

Theorem 2. *Let $\{Y_t : t \geq 0\}$ be a TSOU-process with parameter $\lambda > 0$ and limiting distribution $\text{TS}_{\alpha,d}(\sigma, q, b)$. Fix $t > 0$ and let*

$$K = \int_{\mathbb{S}^{d-1}} \int_0^\infty \left(q(\xi, u) - q(\xi, ue^{\lambda t}) \right) u^{-1-\alpha} du \sigma(d\xi). \quad (3)$$

If $K = 0$, then, given $Y_s = y$, we have

$$Y_{s+t} \stackrel{d}{=} e^{-\lambda t} y + d_\alpha + X_0 \quad (4)$$

and if $0 < K < \infty$, then, given $Y_s = y$, we have

$$Y_{s+t} \stackrel{d}{=} e^{-\lambda t} y + d_\alpha + X_0 + \sum_{j=1}^N X_j - \psi. \quad (5)$$

In the above

$$\psi = e^{-\alpha \lambda t} \int_{\mathbb{S}^{d-1}} \int_0^\infty h_\alpha(u\xi) \left(q(\xi, u) - q(\xi, ue^{\lambda t}) \right) u^{-\alpha} du \xi \sigma(d\xi)$$

and $N, X_0, X_1, X_2, X_3, \dots$ are independent random variables with:

1. $X_0 \sim \text{TS}_{\alpha,d}(\sigma_0, q, 0)$ where $\sigma_0(d\xi) = (1 - e^{-\alpha \lambda t}) \sigma(d\xi)$,
2. X_1, X_2, X_3, \dots are iid random variables such that $X_i \stackrel{d}{=} \xi W$, where $\xi \in \mathbb{S}^{d-1}$, $W > 0$, and the joint distribution of ξ and W is

$$H(d\xi, du) = \frac{1}{K} \left(q(\xi, u) - q(\xi, ue^{\lambda t}) \right) u^{-1-\alpha} du \sigma(d\xi), \quad u > 0, \quad \xi \in \mathbb{S}^{d-1},$$

3. N has a Poisson distribution with mean $Ke^{-\alpha \lambda t}$.

Remark 2. 1. If $q(\xi, u) \equiv 1$, then $\text{TS}_{\alpha,d}(\sigma, q, b) = \text{S}_{\alpha,d}(\sigma, b)$. In this case $K = 0$ and hence the transition law for an OU-process with an α -stable limiting distribution can be represented as in (4). 2. If $\alpha \in (0, 1)$ then $h_\alpha \equiv 0$ and hence $\psi = 0$.

Theorem 2 provides a simple recipe for simulating an increment from a TSOU-process when $K < \infty$. The main ingredients are the ability to simulate from three distributions: the Poisson distribution, the $\text{TS}_{\alpha,d}(\sigma_0, q, 0)$ distribution, and distribution H . The problem of simulating from a Poisson distribution is well-studied, see e.g. [1]. Under mild conditions, a rejection sampling technique for simulating from $\text{TS}_{\alpha,d}(\sigma_0, q, 0)$ is given in [16]. To simulate from H we first define the quantities

$$\kappa_\xi = \frac{1}{\int_0^\infty (q(\xi, u) - q(\xi, ue^{\lambda t})) u^{-1-\alpha} du}, \quad \xi \in \mathbb{S}^{d-1},$$

the probability measure on \mathbb{S}^{d-1} given by

$$\sigma_1(d\xi) = \frac{1}{\kappa_\xi K} \sigma(d\xi),$$

and the family of pdfs on $(0, \infty)$ given by

$$f_\xi(u) = \kappa_\xi \left(q(\xi, u) - q(\xi, ue^{\lambda t}) \right) u^{-1-\alpha}, \quad u > 0. \quad (6)$$

It is readily checked that

$$H(d\xi, du) = f_\xi(u) du \sigma_1(d\xi), \quad u > 0, \quad \xi \in \mathbb{S}^{d-1}.$$

Hence, one can simulate (ξ, W) from H by first simulating ξ from σ_1 and then W from the distribution with pdf f_ξ . Thus, the problem reduces to that of simulating from σ_1 and from the pdf f_ξ .

We begin by discussing simulation from σ_1 . One of the most important situations is when the support of σ_1 is finite. This always holds, in particular, when the dimension $d = 1$. In this case, the problem reduces to simulating from a multinomial distribution. Another important situation is when σ_1 follows a uniform distribution. This problem is well-studied, see e.g. [31]. For a discussion of simulation from a variety of other standard distributions on \mathbb{S}^{d-1} , see the monograph [20]. While no method works in general, one can often set up an approximate simulation method by first approximating σ_1 by a distribution with a finite support, see Lemma 1 in [9].

We now discuss simulation from f_ξ in two important situations with $K < \infty$. The first, which we call “hard truncation,” covers a useful but fairly specific situation, while the second, which we call “Class F,” is very general.

4.1 Hard Truncation

Consider the distribution $\text{TS}_{\alpha,d}(\sigma, q, b)$, where $q(\xi, u) = 1_{[0 \leq u \leq \gamma_\xi]}$. Assume that $\gamma_\xi \geq 0$ for each $\xi \in \mathbb{S}^{d-1}$, that the function $\xi \mapsto \gamma_\xi$ is measurable, and that $\int_{\mathbb{S}^{d-1}} \gamma_\xi^{-\alpha} \sigma(d\xi) < \infty$. Such distributions appear in certain limit

theorems, see [10] and [15]. In this case, it is readily checked that $K < \infty$ and that the pdf f_ξ , as given in (6), can be written as

$$f_\xi(u) = \frac{\alpha \gamma_\xi^\alpha}{(e^{\alpha \lambda t} - 1)} u^{-1-\alpha}, \quad e^{-\lambda t} \gamma_\xi < u \leq \gamma_\xi.$$

The corresponding cumulative distribution function (cdf) can be written as

$$F_\xi(x) = \frac{\gamma_\xi^\alpha}{(e^{\alpha \lambda t} - 1)} \left(e^{\alpha \lambda t} \gamma_\xi^{-\alpha} - x^{-\alpha} \right), \quad x \in (e^{-\lambda t} \gamma_\xi, \gamma_\xi)$$

and, for $y \in (0, 1)$,

$$F_\xi^{-1}(y) = \gamma_\xi \left(e^{\alpha \lambda t} - (e^{\alpha \lambda t} - 1) y \right)^{-1/\alpha}.$$

Hence, we can use the inverse transform method to simulate W from f_ξ by first simulating $U \sim U(0, 1)$ and then taking $W = F_\xi^{-1}(U)$.

4.2 Class F

Consider the distribution $\text{TS}_{\alpha,d}(\sigma, q, b)$ and assume that there exists an $\epsilon > 0$ and Borel functions $p(\cdot), M_\bullet : \mathbb{S}^{d-1} \mapsto [0, \infty)$ with

$$\inf_{\xi \in \mathbb{S}^{d-1}} p(\xi) > \alpha, \quad \int_{\mathbb{S}^{d-1}} M_\xi \left(e^{p(\xi) \lambda t} - 1 \right) \sigma(d\xi) < \infty,$$

such that for any $u, v \in (0, \epsilon)$ and σ -a.e. ξ

$$|q(\xi, u) - q(\xi, v)| \leq M_\xi \left| u^{p(\xi)} - v^{p(\xi)} \right|.$$

In this case, we say that q belongs to Class F and write $q \in \text{CF}_{\alpha,d}(\epsilon, M_\bullet, p(\cdot), \sigma)$. For simplicity, we will sometimes also say that the distribution $\mu = \text{TS}_{\alpha,d}(\sigma, q, b)$ belongs to Class F and write $\mu \in \text{CF}_{\alpha,d}(\epsilon, M_\bullet, p(\cdot), \sigma)$. It is easily verified that, in this case, $K < \infty$.

It is not always easy to check if a given tempering function belongs to Class F. A sufficient condition is that $q(\xi, u) = q_1(\xi, u^{p(\xi)})$, where, for σ -a.e. ξ , the function $q_1(\xi, \cdot)$ is uniformly Lipschitz continuous on a neighborhood of zero. By this, we mean that there are constants $M', \epsilon' > 0$ such that for any $u, v \in (0, \epsilon')$ and σ -a.e. $\xi \in \mathbb{S}^{d-1}$

$$|q_1(\xi, u) - q_1(\xi, v)| \leq M' |u - v|. \quad (7)$$

In this case $q \in \text{CF}_{\alpha,d}(\epsilon, M_\bullet, p(\cdot), \sigma)$ with $\epsilon = \epsilon'$ and $M_\bullet \equiv M'$. In particular, by the mean value theorem, (7) holds whenever $\left| \frac{\partial}{\partial u} q_1(\xi, u) \right| \leq M'$ for all $u \in (0, \epsilon')$ and σ -a.e. $\xi \in \mathbb{S}^{d-1}$.

We now develop a rejection sampling approach for simulating from f_ξ in this case. The approach is based on the following result.

Proposition 1. *If $q \in \text{CF}_{\alpha,d}(\epsilon, M_\bullet, p(\cdot), \sigma)$ and f_ξ is as in (6), then*

$$f_\xi(u) \leq V_1 g_1(u), \quad u > 0,$$

where g_1 is the pdf of $\text{MLL}(\alpha, p(\xi), \delta_0)$, $\delta_0 = \epsilon e^{-\lambda t}$, and

$$V_1 = \kappa_\xi \frac{\alpha \delta_0^{p(\xi)} + p(\xi) - \alpha}{\delta_0^\alpha \alpha (p(\xi) - \alpha)} \max \left\{ 1, M_\xi \left(e^{p(\xi)\lambda t} - 1 \right) \right\}.$$

Let $\varphi_1(u) = f_\xi(u)/(V_1 g_1(u))$ and note that

$$\varphi_1(u) = \frac{q(\xi, u) - q(\xi, u e^{\lambda t})}{(u^{p(\xi)} 1_{[0 < u \leq \delta_0]} + 1_{[u > \delta_0]}) \max \left\{ 1, M_\xi \left(e^{p(\xi)\lambda t} - 1 \right) \right\}}.$$

With this notation, we get the following rejection sampling algorithm for simulating from f_ξ for a fixed ξ .

Algorithm 1.

1. Independently simulate $U \sim U(0, 1)$ and $Y \sim \text{MLL}(\alpha, p(\xi), \delta_0)$.
2. If $U \leq \varphi_1(Y)$ return Y , otherwise go back to step 1.

From general facts about rejection sampling algorithms, we know that, on a given iteration, the probability of accepting the observation is $1/V_1$ and the number of iterations until we accept follows a geometric distribution with mean V_1 . Thus, the algorithm is more efficient when V_1 is small.

5 p -Tempered α -Stable Distributions

In the previous sections, we considered tempered stable distributions with very general tempering functions. However, it is often convenient to work with families of tempering functions that have additional structure. One such family, which is commonly used, corresponds to the case where

$$q(\xi, u) = \int_{(0, \infty)} e^{-su^p} Q_\xi(ds). \quad (8)$$

Here $p > 0$ and $\bar{Q} = \{Q_\xi : \xi \in \mathbb{S}^{d-1}\}$ is a measurable family of probability measures on $(0, \infty)$. For fixed $p > 0$ and $\alpha \in (0, 2)$, we refer to the class of tempered stable distributions with such tempering functions as p -tempered α -stable. For $p = 1$, these models were introduced in [27], for $p = 2$ they were introduced in [6], and the general case was introduced in [13]. See also the recent monograph [14] for an overview.

Now, consider the distribution $\text{TS}_{\alpha,d}(\sigma, q, b)$, where q is as in (8) and define the Borel measures

$$Q(B) = \int_{\mathbb{S}^{d-1}} \int_{(0, \infty)} 1_B(s\xi) Q_\xi(ds) \sigma(d\xi), \quad B \in \mathfrak{B}(\mathbb{R}^d) \quad (9)$$

and

$$R(B) = \int_{\mathbb{R}^d} 1_B \left(\frac{x}{|x|^{1+1/p}} \right) |x|^{\alpha/p} Q(dx), \quad B \in \mathfrak{B}(\mathbb{R}^d). \quad (10)$$

When we know R , we can calculate Q by using the formula

$$Q(B) = \int_{\mathbb{R}^d} 1_B \left(\frac{x}{|x|^{1+p}} \right) |x|^\alpha R(dx), \quad B \in \mathfrak{B}(\mathbb{R}^d). \quad (11)$$

It can be shown that, in this case, the Lévy measure as given by (1) can be written as

$$L_\alpha(B) = \int_{\mathbb{R}^d} \int_0^\infty 1_B(tx) t^{-1-\alpha} e^{-t^p} dt R(dx), \quad B \in \mathfrak{B}(\mathbb{R}^d) \quad (12)$$

and the measure σ can be written as

$$\sigma(B) = \int_{\mathbb{R}^d} 1_B \left(\frac{x}{|x|} \right) |x|^\alpha R(dx), \quad B \in \mathfrak{B}(\mathbb{S}^{d-1}), \quad (13)$$

see Chapter 3 in [14]. Further, for fixed $\alpha \in (0, 2)$ and $p > 0$, the measure R uniquely determines both q and σ . For this reason, we will generally write $\text{TS}_{\alpha,d}^p(R, b)$ instead of $\text{TS}_{\alpha,d}(\sigma, q, b)$. We call R the Rosiński measure of the distribution. A Borel measure R on \mathbb{R}^d is the Rosiński measure of some p -tempered α -stable distribution if and only if

$$R(\{0\}) = 0 \text{ and } \int_{\mathbb{R}^d} |x|^\alpha R(dx) < \infty. \quad (14)$$

Remark 3. One can define a more general class of distributions with Lévy measures of the form (12), but where R does not satisfy (14). In [14] distributions that satisfy (14) are called proper p -tempered α -stable.

We now characterize when we can use the representation given in Theorem 2 and when the distributions belong to class F.

Proposition 2. Let $\mu = \text{TS}_{\alpha,d}^p(R, b)$ and let K be as in (3).

1. If $p \leq \alpha$ or R is an infinite measure, then $K = \infty$.
2. If $p > \alpha$ and R is a finite measure, then

$$K = R(\mathbb{R}^d) \alpha^{-1} \Gamma(1 - \alpha/p) \left(e^{\lambda t \alpha} - 1 \right) < \infty$$

and the result of Theorem 2 holds. If, in addition,

$$\int_{\mathbb{R}^d} |x|^{-(p-\alpha)} R(dx) < \infty, \quad (15)$$

then $\mu \in \text{CF}_{\alpha,d}(\epsilon, M_\bullet, p, \sigma)$ with $M_\xi = \int_{(0,\infty)} s Q_\xi(ds)$ and any $\epsilon > 0$.

Remark 4. For more on the finiteness of M_ξ , as given above, see Lemma 1 in Section 7 below. When $p \leq \alpha$, we have $K = \infty$ and the result of Theorem 2 does not hold. In this case a different framework is needed. Building on the work of [22] for certain types of Tweedie distributions, we will develop such a framework in a future work.

We now turn to the problem of simulating increments from the transition law of a TSOU-process with limiting measure $\mu = \text{TS}_{\alpha,d}^p(R, b)$. For the remainder of this section assume that $p > \alpha$, that $0 < R(\mathbb{R}^d) < \infty$, and that (15) holds. Thus μ belongs to Class F and we can use Theorem 2. This requires us to simulate from the distributions $\text{TS}_{\alpha,d}(\sigma_0, q, 0)$ and $H(d\xi, du)$. It is easy to see that $\text{TS}_{\alpha,d}(\sigma_0, q, 0) = \text{TS}_{\alpha,d}^p(R_0, b)$, where $R_0(dx) = (1 - e^{-\alpha\lambda t})R(dx)$. So long as the support of σ contains d linearly independent vectors, we can use Algorithm 1 in [16] to simulate from this distribution, see Proposition 2 in that paper. To simulate from $H(d\xi, du)$ we must simulate from σ_1 and f_ξ . We now derive more explicit formulas for this case.

Proposition 3. If $\mu = \text{TS}_{\alpha,d}^p(R, b)$ has $\bar{Q} = \{Q_\xi : \xi \in \mathbb{S}^{d-1}\}$, then

$$\begin{aligned}\kappa_\xi &= \frac{\alpha}{\Gamma(1 - \alpha/p) (e^{\lambda t \alpha} - 1) \int_{(0,\infty)} s^{\alpha/p} Q_\xi(ds)} = \frac{R(\mathbb{R}^d)}{K \int_{(0,\infty)} s^{\alpha/p} Q_\xi(ds)}, \\ \sigma_1(d\xi) &= \frac{1}{R(\mathbb{R}^d)} \int_{(0,\infty)} s^{\alpha/p} Q_\xi(ds) \sigma(d\xi)\end{aligned}$$

and

$$f_\xi(u) = \kappa_\xi \int_{(0,\infty)} \left(e^{-u^p s} - e^{-u^p s e^{p\lambda t}} \right) Q_\xi(ds) u^{-1-\alpha}, \quad u > 0, \quad \xi \in \mathbb{S}^{d-1}.$$

In light of Proposition 2, we can simulate from f_ξ by using Algorithm 1 with $\delta_0 = \epsilon e^{-\lambda t} = 1$, $Y \sim \text{MLL}(\alpha, p, 1)$, and

$$\varphi_1(u) = \frac{\int_{(0,\infty)} \left(e^{-u^p s} - e^{-u^p s e^{p\lambda t}} \right) Q_\xi(ds)}{(u^p 1_{[0 < u \leq 1]} + 1_{[u > 1]}) \max \left\{ 1, \int_{(0,\infty)} s Q_\xi(ds) (e^{p\lambda t} - 1) \right\}}.$$

In this case,

$$V_1 = \frac{\max \left\{ 1, (e^{t\lambda p} - 1) \int_{(0,\infty)} s Q_\xi(ds) \right\}}{\Gamma(2 - \alpha/p) (e^{\lambda t \alpha} - 1) \int_{(0,\infty)} s^{\alpha/p} Q_\xi(ds)}.$$

In some cases we can improve on Algorithm 1. An issue with the MLL distribution is that it has heavy tails, which can lead to many rejections when the tails of f_ξ are lighter. However, when the support of Q_ξ is lower bounded, we can use the pdf of the generalized gamma distribution, which has lighter tails. The method is based on the following result.

Proposition 4. Let $\zeta = \sup\{c > 0 : Q_\xi((0, c)) = 0\}$. If $\zeta > 0$ and $\int_{(0, \infty)} s Q_\xi(ds) < \infty$, then

$$f_\xi(u) \leq V_2 g_2(u), \quad u > 0,$$

where g_2 is the pdf of a $\text{GGa}(p - \alpha, p, \zeta)$ distribution and

$$V_2 = \zeta^{\alpha/p-1} \frac{\alpha (e^{t\lambda p} - 1) \int_{(0, \infty)} s Q_\xi(ds)}{p (e^{t\lambda\alpha} - 1) \int_{(0, \infty)} s^{\alpha/p} Q_\xi(ds)}.$$

Now, let $\varphi_2(u) = f_\xi(u)/(V_2 g_2(u))$ and note that

$$\varphi_2(u) = \frac{\int_{(0, \infty)} (e^{-u^p s} - e^{-u^p s e^{p\lambda t}}) Q_\xi(ds)}{(e^{t\lambda p} - 1) \int_{(0, \infty)} s Q_\xi(ds) u^p e^{-u^p \zeta}}.$$

With this notation, when $\zeta > 0$, we get the following rejection sampling algorithm for simulating from f_ξ for a fixed $\xi \in \mathbb{S}^{d-1}$.

Algorithm 2.

1. Independently simulate $U \sim U(0, 1)$ and $Y \sim \text{GGa}(p - \alpha, p, \zeta)$.
2. If $U \leq \varphi_2(Y)$ return Y , otherwise go back to step 1.

Algorithm 2 works better than Algorithm 1 when $V_2 < V_1$. Since

$$\frac{V_2}{V_1} \leq \zeta^{\alpha/p-1} \Gamma(2 - \alpha/p) \frac{\alpha}{p},$$

Algorithm 2 is always better when $\zeta > \left(\Gamma(2 - \alpha/p) \frac{\alpha}{p}\right)^{\frac{1}{1-\alpha/p}}$.

Example. In [21] a version of Algorithm 2 was derived for one-dimensional TSOU-processes with certain types of Tweedie limiting distributions. Specifically, the distributions considered are of the form $\text{TS}_{\alpha, d}^p(R, 0)$ where $d = 1$, $p = 1$, $\alpha \in (0, 1)$, and $R(dx) = a\zeta^\alpha \delta_{1/\zeta}(dx)$, where $a, \zeta > 0$. These correspond to $\sigma(d\xi) = a\delta_1(d\xi)$ and

$$q_1(u) = e^{-\zeta u} = \int_{(0, \infty)} e^{-ur} Q_1(dr),$$

where $Q_1(dr) = \delta_\zeta(dr)$. In this case, the trial distribution is $\text{GGa}(1 - \alpha, 1, \zeta)$ and

$$\varphi_2(u) = \frac{1 - e^{\zeta u(1 - e^{\lambda t})}}{\zeta u(e^{\lambda t} - 1)}.$$

It follows that our Algorithm 2 reduces to Algorithm 3 in [21]. We note that, in that paper, there appears to be a typo in the formula for φ_2 , which they denote by $g_{2, \Delta}$. It should be as given above.

6 Simulation Study

In this section we perform a small-scale simulation study to see how well our methodology works in practice. We focus on a family of tempered stable distributions for which the transition law had not been previously derived.

6.1 Power Tempered Stable Distributions

A distribution is said to be power tempered stable if it is $\text{TS}_{\alpha,d}^p(R,b)$ with $d = 1$, $p = 1$, $\alpha \in (0, 1)$, and

$$R(dx) = A(1 + |x|)^{-2-\alpha-\ell} dx,$$

where

$$A = c(\alpha + \ell + 1) \frac{\alpha}{\Gamma(1 - \alpha)}$$

and $\ell, c > 0$ are parameters. We denote such distributions by $\text{PT}_\alpha(\ell, c)$. These models were introduced in [14] as a class of tempered stable distributions with a finite mean, but still fairly heavy tails. In fact, if $Y \sim \text{PT}_\alpha(\ell, c)$, then, for $\beta \geq 0$,

$$\mathbb{E}|Y|^\beta < \infty \text{ if and only if } \beta < 1 + \alpha + \ell.$$

Thus, ℓ controls how heavy the tails are. Methods for evaluating the pdfs and related quantities for these distribution are available in the SymTS package [17] for the statistical software R. We now give some useful facts.

Proposition 5. *For a $\text{PT}_\alpha(\ell, c)$ distribution with $\alpha \in (0, 1)$ and $\ell, c > 0$ we have*

$$R(\mathbb{R}) = c \frac{2\alpha}{\Gamma(1 - \alpha)} < \infty \text{ and } \int_{\mathbb{R}} |x|^{-(1-\alpha)} R(dx) < \infty.$$

Further,

$$Q(dx) = A(1 + |x|)^{-2-\alpha-\ell} |x|^\ell dx,$$

$$\sigma(d\xi) = AB(\delta_{-1}(d\xi) + \delta_1(d\xi)),$$

and for $\xi \in \mathbb{S}^0 = \{-1, 1\}$

$$Q_\xi(dx) = \frac{1}{B}(1+x)^{-2-\alpha-\ell} x^\ell 1_{[x>0]} dx, \tag{16}$$

where

$$B = \int_0^\infty (1+x)^{-2-\alpha-\ell} x^\ell dx = \int_0^\infty (1+x)^{-2-\alpha-\ell} x^\alpha dx.$$

For these distributions, an exact simulation technique, based on rejection sampling, was developed in [16]. Specifically, to simulate from $\text{PT}_\alpha(\ell, c)$ we can use Algorithm 1 in [16] with, in the notation of that paper,

$$\eta = \frac{\Gamma(1-\alpha)}{\alpha} R(\mathbb{R}) = 2c,$$

see Proposition 2 in [16]. Detailed simulations can be found in that paper.

Here, we are interested in simulating increments from a TSOU-process with limiting distribution $\text{PT}_\alpha(\ell, c)$. Proposition 2 implies that this distribution belongs to Class F and that we can use the representation given in Theorem 2. To use this representation, we need to simulate from $\text{TS}_{\alpha,1}^1(R_0, 0)$ and $H(d\xi, du)$. It is readily checked that, in this case, $\text{TS}_{\alpha,1}^1(R_0, 0) = \text{PT}_\alpha(\ell, (1 - e^{-\alpha\lambda t})c)$ and, thus, that we can use the methodology described above to simulate this component. Further, to implement our methodology, we can use the following.

Proposition 6. *For a $\text{PT}_\alpha(\ell, c)$ distribution with $\alpha \in (0, 1)$ and $\ell, c > 0$ we have*

$$\sigma_1(d\xi) = .5(\delta_{-1}(d\xi) + \delta_1(d\xi))$$

and

$$V_1 = \frac{(\alpha + \ell + 1)B}{\Gamma(2 - \alpha)(e^{\lambda t\alpha} - 1)} \max \left\{ 1, \frac{e^{t\lambda} - 1}{B} \int_0^\infty (1 + s)^{-2-\alpha-\ell} s^{\ell+1} ds \right\}.$$

Further, for $\xi \in \mathbb{S}^0 = \{-1, 1\}$ and $u > 0$ we have

$$f_\xi(u) = \frac{\alpha(\alpha + \ell + 1)}{\Gamma(1 - \alpha)(e^{\lambda t\alpha} - 1)} \int_0^\infty \left(e^{-us} - e^{-use^{\lambda t}} \right) (1 + s)^{-2-\alpha-\ell} s^\ell ds u^{-1-\alpha}, \quad (17)$$

and for $u > 0$ we have

$$\varphi_1(u) = \frac{\int_0^\infty \left(e^{-us} - e^{-use^{\lambda t}} \right) (1 + s)^{-2-\alpha-\ell} s^\ell ds}{B \left(u1_{[0 < u \leq 1]} + 1_{[u > 1]} \right) \max \left\{ 1, \frac{e^{t\lambda} - 1}{B} \int_0^\infty (1 + s)^{-2-\alpha-\ell} s^{\ell+1} ds \right\}}.$$

Note that none of the quantities discussed in Proposition 6 depend on the parameter c . Further, both f_ξ and φ_1 do not depend on ξ . Now, we can simulate from H as follows. First, we simulate ξ from σ_1 by taking

$$\xi = \begin{cases} -1 & \text{with probability } .5 \\ 1 & \text{with probability } .5 \end{cases}. \quad (18)$$

Next, we simulate W from f_ξ . We do this using Algorithm 1, in which we take $Y \sim \text{MLL}(\alpha, 1, 1)$ and φ_1 as given above.

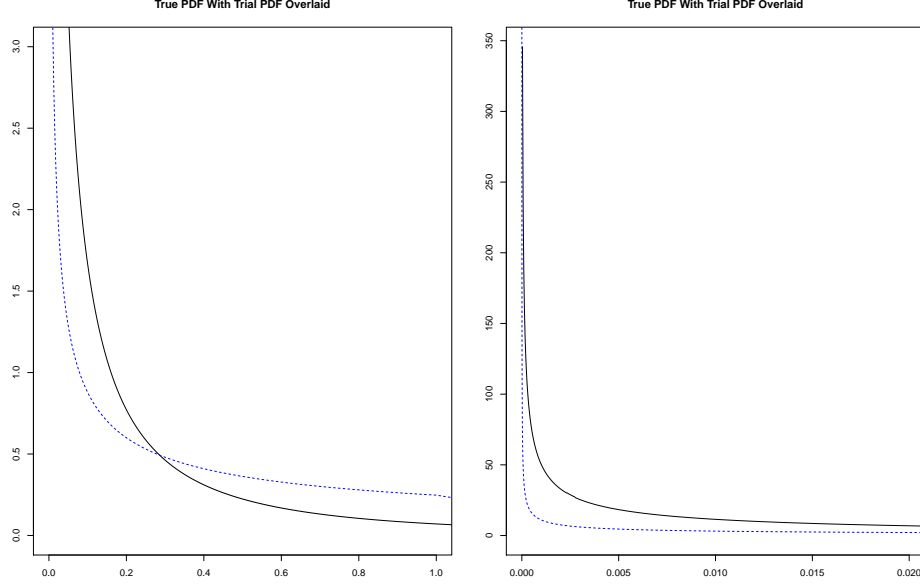


Figure 1: For the parameter values $\alpha = 0.55$, $t = 0.1$ and $\ell = 1$, we plot the pdf f_1 (solid line) with the pdf of $\text{MLL}(0.55, 1, 1)$ (dashed line) overlaid. These are presented at two scales.

6.2 Univariate Simulation Results

We now present the results of our simulation study, where we focused on simulating increments from a TSOU-process with parameter λ and limiting distribution $\text{PT}_\alpha(\ell, c)$. For simplicity, throughout this section, we fix the parameters $\lambda = 1$ and $c = 1$. First, we consider simulation from H . Here we choose the parameter values $\alpha = 0.55$, $\ell = 1$, and $t = 0.1$. Figure 1 gives a plot of the pdf f_1 (solid line) overlaid with a plot of the pdf of $\text{MLL}(0.55, 1, 1)$ (dashed line). We then simulate $n = 10^7$ observations from $\text{MLL}(0.55, 1, 1)$, and, using Algorithm 1, we decide which observations should be rejected. We numerically calculated that $V_1 = 12.8837$ and thus we expect to get $n/V_1 = 776175.4$ observations. We actually obtained 776528 observations. We then assigned to each of these a positive or a negative sign based on (18). A plot of the kernel density estimate (KDE) of the pdf of the resulting observations is given in Figure 2. This is overlaid (dashed line) with the pdf of the true density of $X = \xi W$.

We now turn to the simulation of TSOU-processes. Figure 3 presents four simulated paths of the TSOU-process with limiting distribution $\text{PT}_\alpha(\ell, 1)$ for different choices of the parameters. The paths go from time $T = 0$ to time $T = 100$ in increments of $t = 0.1$. Thus, each path consists of 1000 increments. For simplicity, we start each path at 0, which is the mean of the limiting distribution. To check that we really get the correct limiting distribution, we simulated 3000 paths of the process for two choices of the

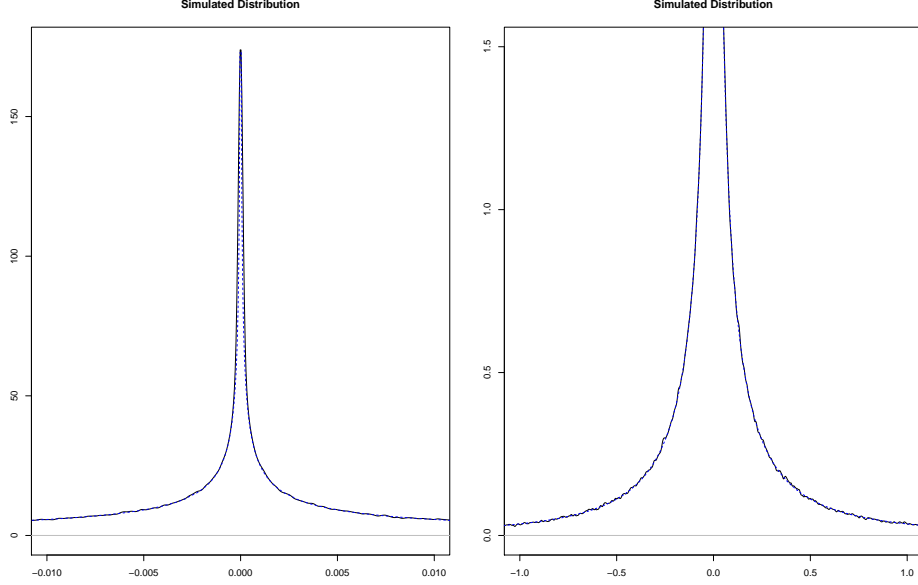


Figure 2: For the parameter values $\alpha = 0.55$, $t = 0.1$, and $\ell = 1$, we used Algorithm 1 and (18) to simulate 776528 observations from the distribution of $X = \xi W$. We plot the KDE of their density (solid line) with the true pdf overlaid (dashed line). These are presented at two scales.

parameters. We then took the final observation (at time $T = 100$) from each of these. These are independent random variables from $\text{PT}_\alpha(\ell, 1)$. In Figure 4 we plot the KDE of their densities (solid line) with the true pdf of $\text{PT}_\alpha(\ell, 1)$ overlaid (dashed line).

6.3 Multivariate Simulation Results

In this section we give simulations for the multivariate case. We begin by introducing a multivariate extension of the power tempered stable distribution with a finite measure σ . Let $d \geq 2$ be the dimension, let $s_1, s_2, \dots, s_k \in \mathbb{S}^{d-1}$ with $s_i \neq s_j$ and $s_i \neq -s_j$ for $i \neq j$, and let

$$X = \sum_{j=1}^k X_i s_j, \quad (19)$$

where $X_1, X_2, \dots, X_k \stackrel{\text{iid}}{\sim} \text{PT}_\alpha(\ell, c)$. It is not difficult to show that $X \sim \text{TS}_{\alpha,d}^1(R, 0)$ with

$$R(B) = \int_{\mathbb{S}^{d-1}} \int_0^\infty 1_B(u\xi)(u+1)^{-2-\alpha-\ell} du \sigma(d\xi), \quad B \in \mathcal{B}(\mathbb{R}^d),$$

where

$$\sigma(d\xi) = \sum_{s \in S} \delta_s(d\xi)$$

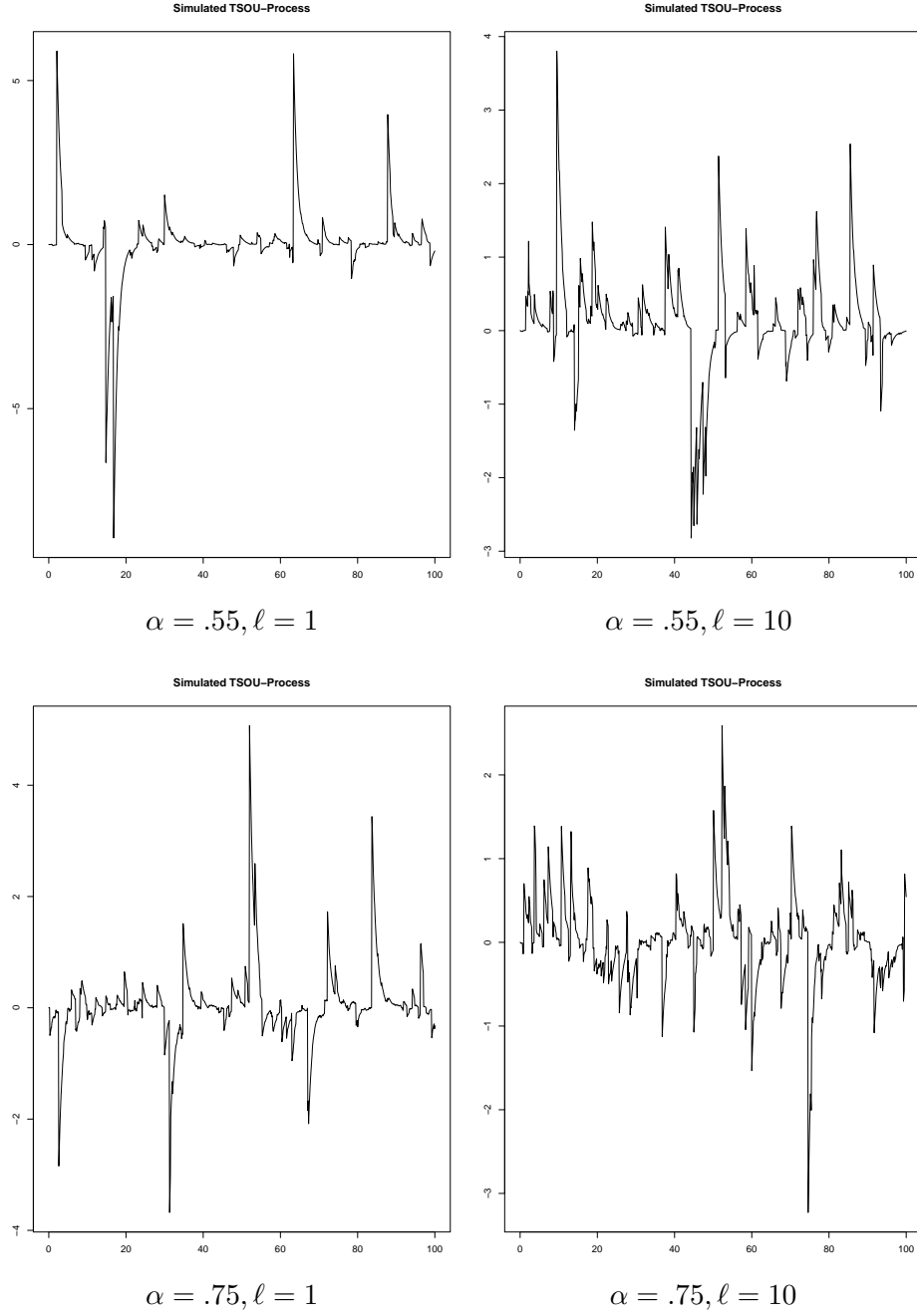


Figure 3: Simulated TSOU-processes for several choices of the parameters. In all cases the simulated increments were of length $t = 0.1$.

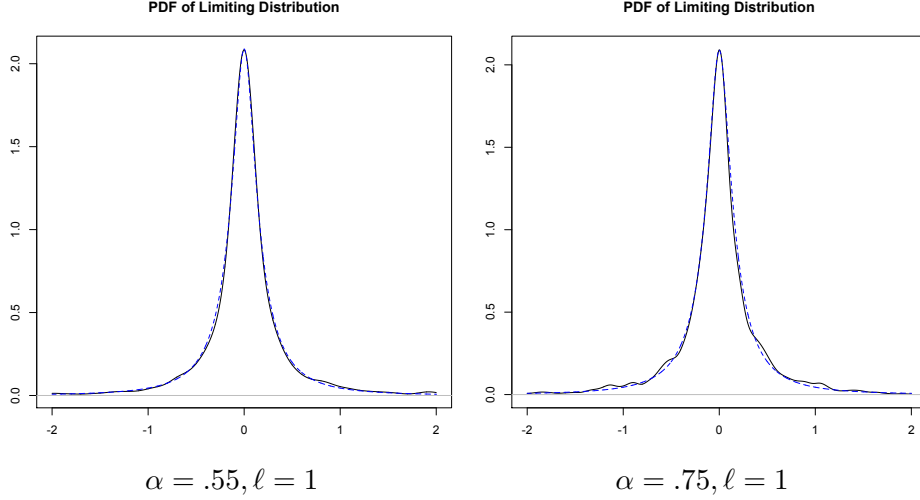


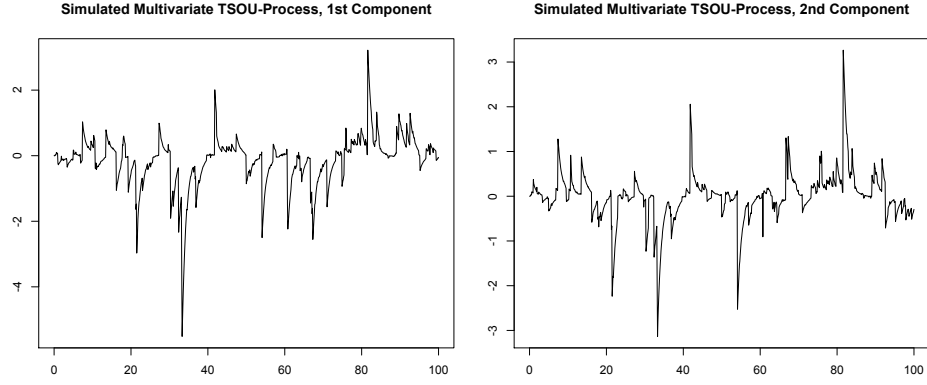
Figure 4: We simulated 3000 TSOU-processes (with the same parameters) up to time $T = 100$ in increments of $t = 0.1$. We then consider the last observation for each process. We plot the KDE these observations (solid line) overlaid with the true pdf of the limiting distribution $\text{PT}_\alpha(\ell, 1)$ (dashed line).

and $S = \{\pm s_1, \pm s_2, \dots, \pm s_k\}$. We denote this distribution by $\text{PT}_{\alpha,d,k}(\ell, c, S)$. Further, we can show that, in this case,

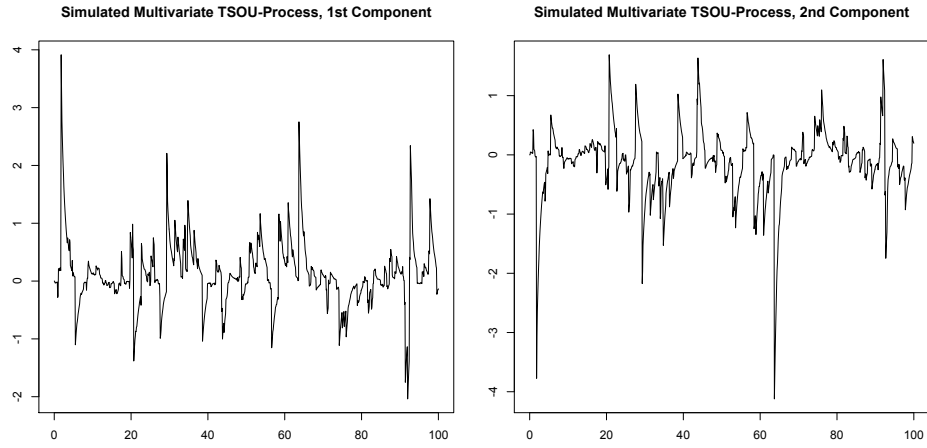
$$\sigma_1(d\xi) = \frac{1}{2k} \sum_{s \in S} \delta_s(d\xi),$$

and that, for $\xi \in S$, Q_ξ is given by (16) and f_ξ is given by (17).

We are interested in simulating a multivariate TSOU-process with parameter $\lambda > 0$ and limiting distribution $\text{PT}_{\alpha,d,k}(\ell, c, S)$. Proposition 2 implies that this distribution belongs to Class F and that we can use the representation of the transition law given in (5). To use this representation, we need to simulate from $\text{TS}_{\alpha,d}^1(R_0, 0)$ and $H(d\xi, du)$. It is readily checked that $\text{TS}_{\alpha,d}^1(R_0, 0) = \text{PT}_{\alpha,d,k}(\ell, (1 - e^{-\alpha\lambda t})c, S)$ and (since we already know how to simulate from $\text{PT}_\alpha(\ell, (1 - e^{-\alpha\lambda t})c)$) we can use (19) to simulate from this distribution. To simulate from H , we first simulate ξ uniformly from the finite set S , then we simulate W from f_ξ . For simplicity, in our simulations, we take $d = 2$, $k = 3$, and we fix the parameters $\lambda = 1$, $c = 1$, $\ell = 1$, and $\alpha = 0.55$. We simulated two TSOU-processes with different choices of S . As in the univariate case, the paths go from time $T = 0$ to time $T = 100$ in increments of $t = 0.1$. For simplicity we start each path at $\begin{pmatrix} 0 \\ 0 \end{pmatrix}$, which is the mean of the limiting distribution. The plots of the x and y coordinates of the two processes are given in Figure 5.



$$s_1 = \begin{pmatrix} \sqrt{2}/2 \\ \sqrt{2}/2 \end{pmatrix}, s_2 = \begin{pmatrix} \sqrt{3}/2 \\ 1/2 \end{pmatrix}, s_3 = \begin{pmatrix} -\sqrt{2}/2 \\ \sqrt{2}/2 \end{pmatrix}$$



$$s_1 = \begin{pmatrix} \sqrt{2}/2 \\ -\sqrt{2}/2 \end{pmatrix}, s_2 = \begin{pmatrix} \sqrt{3}/2 \\ -1/2 \end{pmatrix}, s_3 = \begin{pmatrix} 2/\sqrt{13} \\ -3/\sqrt{13} \end{pmatrix}$$

Figure 5: Simulated multivariate TSOU-processes for two choices of S . On the left is the x -coordinate of the process and on the right is the y -coordinate.

7 Proofs

We begin with several lemmas.

Lemma 1. *Let Q be given by (9) and R by (10). For any $\gamma > 0$, we have*

$$\int_{\mathbb{R}^d} |x|^{\alpha-\gamma p} R(dx) < \infty$$

if and only if

$$\int_{\mathbb{S}^{d-1}} \int_{(0,\infty)} s^\gamma Q_\xi(ds) \sigma(d\xi) < \infty.$$

Proof. The fact that

$$\int_{\mathbb{R}^d} |x|^{\alpha-\gamma p} R(dx) = \int_{\mathbb{R}^d} |x|^\gamma Q(dx) = \int_{\mathbb{S}^{d-1}} \int_{(0,\infty)} s^\gamma Q_\xi(ds) \sigma(d\xi)$$

gives the result. \square

Lemma 2. *If $0 \leq a < b < \infty$ then*

$$0 < e^{-b}(b-a) \leq e^{-a} - e^{-b} \leq e^{-a}(b-a) \leq (b-a).$$

Proof. The result follows from the fact that $e^{-a} - e^{-b} = \int_a^b e^{-u} du$. \square

Lemma 3. *For any $\kappa > 0$ and $0 < \alpha < p$*

$$\int_0^\infty (e^{-u^p} - e^{-u^p \kappa}) u^{-1-\alpha} du = \alpha^{-1} \Gamma(1 - \alpha/p) (\kappa^{\alpha/p} - 1).$$

Proof. We have

$$\begin{aligned} \int_0^\infty (e^{-u^p} - e^{-u^p \kappa}) u^{-1-\alpha} du &= p^{-1} \int_0^\infty (e^{-v} - e^{-v \kappa}) v^{-\alpha/p-1} dv \\ &= p^{-1} \Gamma(-\alpha/p) (1 - \kappa^{\alpha/p}) \\ &= \alpha^{-1} \Gamma(1 - \alpha/p) (\kappa^{\alpha/p} - 1), \end{aligned}$$

where the second line follows by (3.38) in [14]. \square

Proof of Theorem 1. From Lemma 17.1 in [29] it follows that Y is a Markov process with temporally homogenous transition function $P_t(y, dx)$ on \mathbb{R}^d having a characteristic function given by

$$\exp \left\{ i e^{-\lambda t} \langle y, z \rangle + i (1 - e^{-\lambda t}) \langle c_\alpha, z \rangle + \lambda \int_0^t \int_{\mathbb{R}^d} \psi_\alpha(e^{-\lambda s} z, x) M(dx) ds \right\}.$$

We begin with the case $\alpha \neq 1$. In this case it is easily checked that, for $a \in \mathbb{R}$, we have $\psi_\alpha(az, x) = \psi_\alpha(z, ax)$. It follows that

$$\begin{aligned}
& \lambda \int_0^t \int_{\mathbb{R}^d} \psi_\alpha(e^{-\lambda s} z, x) M(dx) ds \\
&= \lambda \int_{\mathbb{S}^{d-1}} \int_0^\infty \int_0^t \psi_\alpha(z, e^{-\lambda s} r \xi) ds d\rho_\xi(r) \sigma(d\xi) \\
&= \int_{\mathbb{S}^{d-1}} \int_0^\infty \int_{re^{-\lambda t}}^r \psi_\alpha(z, u\xi) u^{-1} du d\rho_\xi(r) \sigma(d\xi) \\
&= \int_{\mathbb{S}^{d-1}} \int_0^\infty \psi_\alpha(z, u\xi) \int_0^\infty 1_{[re^{-\lambda t} \leq u \leq r]} d\rho_\xi(r) u^{-1} du \sigma(d\xi) \\
&= \int_{\mathbb{S}^{d-1}} \int_0^\infty \psi_\alpha(z, u\xi) \left(q(\xi, u) - e^{-\alpha\lambda t} q(\xi, ue^{\lambda t}) \right) u^{-1-\alpha} du \sigma(d\xi) \\
&= \left(1 - e^{-\alpha\lambda t} \right) \int_{\mathbb{S}^{d-1}} \int_0^\infty \psi_\alpha(z, u\xi) q(\xi, u) u^{-1-\alpha} du \sigma(d\xi) \\
&\quad + e^{-\alpha\lambda t} \int_{\mathbb{S}^{d-1}} \int_0^\infty \psi_\alpha(z, u\xi) \left(q(\xi, u) - q(\xi, ue^{\lambda t}) \right) u^{-1-\alpha} du \sigma(d\xi),
\end{aligned}$$

where the third line follows by the substitution $u = e^{-\lambda s} r$ and the fifth line by the fact that

$$\begin{aligned}
\int_0^\infty 1_{[e^{-\lambda t} r \leq u \leq r]} d\rho_\xi(r) &= \int_0^\infty 1_{[u \leq r \leq ue^{\lambda t}]} d\rho_\xi(r) = \rho_\xi(ue^{\lambda t}) - \rho_\xi(u) \\
&= \left(q(\xi, u) - e^{-\alpha\lambda t} q(\xi, ue^{\lambda t}) \right) u^{-\alpha}.
\end{aligned}$$

When $\alpha = 1$ and $a \in \mathbb{R}$, we have

$$\psi_1(az, x) = \psi_1(z, ax) + ia \langle z, x \rangle \left(1_{[|xa| \leq 1]} - 1_{[|x| \leq 1]} \right).$$

From here, proceeding as before, we get

$$\begin{aligned}
& \lambda \int_0^t \int_{\mathbb{R}^d} \psi_1(e^{-\lambda s} z, x) M(dx) ds \\
&= \left(1 - e^{-\lambda t} \right) \int_{\mathbb{S}^{d-1}} \int_0^\infty \psi_1(z, u\xi) q(\xi, u) u^{-2} du \sigma(d\xi) \\
&\quad + e^{-\lambda t} \int_{\mathbb{S}^{d-1}} \int_0^\infty \psi_1(z, u\xi) \left(q(\xi, u) - q(\xi, ue^{\lambda t}) \right) u^{-2} du \sigma(d\xi) \\
&\quad + i\lambda \int_0^t \int_{\mathbb{R}^d} \langle z, x \rangle \left(1_{|x| \leq e^{\lambda s}} - 1_{|x| \leq 1} \right) M(dx) e^{-\lambda s} ds.
\end{aligned}$$

Now, note that the third term equals

$$\begin{aligned}
& i\lambda \int_{\mathbb{R}^d} \langle z, x \rangle \int_0^t \left(1_{1 < |x| \leq e^{\lambda s}} \right) e^{-\lambda s} ds M(dx) \\
&= i\lambda \int_{1 < |x| \leq e^{\lambda t}} \langle z, x \rangle \int_{\frac{\log |x|}{\lambda}}^t e^{-\lambda s} ds M(dx) \\
&= i \int_{1 < |x| \leq e^{\lambda t}} \langle z, x \rangle \left(|x|^{-1} - e^{-\lambda t} \right) M(dx).
\end{aligned}$$

We now show the convergence to $\text{TS}_{\alpha,d}(\sigma, q, b)$. It suffices to show that the characteristic function of the transition law approaches the characteristic function of $\text{TS}_{\alpha,d}(\sigma, q, b)$ as $t \rightarrow \infty$. First, since $|q(\xi, u)| \leq 1$ for each $\xi \in \mathbb{S}^{d-1}$ and $u > 0$, we have

$$\begin{aligned}
& \lim_{t \rightarrow \infty} e^{-\alpha \lambda t} \left| \int_{\mathbb{S}^{d-1}} \int_0^\infty \psi_\alpha(z, u\xi) \left(q(\xi, u) - q(\xi, ue^{\lambda t}) \right) u^{-1-\alpha} du \sigma(d\xi) \right| \\
& \leq \lim_{t \rightarrow \infty} e^{-\alpha \lambda t} \int_{\mathbb{S}^{d-1}} \int_0^\infty |\psi_\alpha(z, u\xi)| u^{-1-\alpha} du \sigma(d\xi) = 0,
\end{aligned}$$

where the final equality follows from the fact that the integral is finite, which itself follows by standard facts about the function ψ_α , see (26.4) in [8]. Now, note that $d_\alpha \rightarrow b$ as $t \rightarrow \infty$. This is immediate for $\alpha \neq 1$ and holds for $\alpha = 1$ by dominated convergence. From here it follows that

$$\lim_{t \rightarrow \infty} \int_{\mathbb{R}^d} e^{i\langle x, y \rangle} P_t(y, dx) = \exp \left\{ i\langle b, z \rangle + \int_{\mathbb{R}^d} \psi_\alpha(z, x) L_\alpha(dx) \right\},$$

which is the characteristic function of $\text{TS}_\alpha(\sigma, q, b)$ as required. \square

Proof of Theorem 2. We only prove (5) as the proof of (4) is similar. It suffices to check that the characteristic function of the random variable on the right side of (5) is given by $\exp \{C_t(y, z)\}$, where $C_t(y, z)$ is as in Theorem 1. This follows immediately from the fact that the Lévy measure of $\text{TS}_{\alpha,d}(\sigma, q_0, 0)$ is $(1 - e^{-\alpha \lambda t})L_\alpha(dx)$ and $\sum_{j=1}^N X_j$ is a compound Poisson random variable, whose characteristic function is given in e.g. Proposition 3.4 of [11]. \square

Proof of Proposition 1. If $u \in (0, \epsilon e^{-\lambda t})$, then

$$f_\xi(u) = \kappa_\xi \left(q(\xi, u) - q(\xi, ue^{\lambda t}) \right) u^{-1-\alpha} \leq \kappa_\xi M_\xi \left(e^{p(\xi)\lambda t} - 1 \right) u^{p(\xi)-1-\alpha}.$$

On the other hand, if $u \geq \epsilon e^{-\lambda t}$, then the fact that $q(\xi, u) \leq 1$ implies that

$$f_\xi(u) = \kappa_\xi \left(q(\xi, u) - q(\xi, ue^{\lambda t}) \right) u^{-1-\alpha} \leq \kappa_\xi u^{-1-\alpha}$$

and the result follows. \square

Proof of Proposition 2. First, note that by change of variables

$$\begin{aligned}
K &= \int_{\mathbb{S}^{d-1}} \int_0^\infty \left(q(\xi, u) - q(\xi, ue^{\lambda t}) \right) u^{-1-\alpha} du \sigma(d\xi) \\
&= \int_0^\infty \int_{\mathbb{S}^{d-1}} \int_{(0, \infty)} \left(e^{-su^p} - e^{-su^p e^{p\lambda t}} \right) Q_\xi(ds) \sigma(d\xi) u^{-1-\alpha} du \\
&= \int_0^\infty \int_{\mathbb{R}^d} \left(e^{-|x|u^p} - e^{-|x|u^p e^{p\lambda t}} \right) Q(dx) u^{-1-\alpha} du \\
&= \int_0^\infty \left(e^{-v^p} - e^{-v^p e^{p\lambda t}} \right) v^{-1-\alpha} dv \int_{\mathbb{R}^d} |x|^{\alpha/p} Q(dx) \\
&= R(\mathbb{R}^d) \int_0^\infty \left(e^{-v^p} - e^{-v^p e^{p\lambda t}} \right) v^{-1-\alpha} dv.
\end{aligned}$$

Thus, if R is an infinite measure, then $K = \infty$. Next, if $\alpha \geq p$, then Lemma 2 implies that

$$\begin{aligned}
\int_0^\infty \left(e^{-u^p} - e^{-u^p e^{\lambda t p}} \right) u^{-1-\alpha} du &\geq \left(e^{\lambda t p} - 1 \right) \int_0^\infty e^{-u^p e^{\lambda t p}} u^{p-1-\alpha} du \\
&= \infty
\end{aligned}$$

and we again have $K = \infty$. Henceforth, assume that R is a finite measure and $p > \alpha$. In this case, Lemma 3 implies that

$$\int_0^\infty \left(e^{-u^p} - e^{-u^p e^{\lambda t p}} \right) u^{-1-\alpha} du = \alpha^{-1} \Gamma(1 - \alpha/p) \left(e^{\lambda t \alpha} - 1 \right),$$

which gives the form of K . Now assume that (15) holds. We again use Lemma 2, which gives, for any $u, v > 0$,

$$|q(\xi, u) - q(\xi, v)| \leq \int_{(0, \infty)} |e^{-su^p} - e^{-sv^p}| Q_\xi(ds) \leq |u^p - v^p| \int_{(0, \infty)} s Q_\xi(ds).$$

From here the result follows by Lemma 1. \square

Proof of Proposition 3. Note that

$$\begin{aligned}
\frac{1}{\kappa_\xi} &= \int_0^\infty \left(q(\xi, u) - q(\xi, ue^{\lambda t}) \right) u^{-1-\alpha} du \\
&= \int_{(0, \infty)} \int_0^\infty \left(e^{-su^p} - e^{-su^p e^{p\lambda t}} \right) u^{-1-\alpha} du Q_\xi(ds) \\
&= \int_{(0, \infty)} \int_0^\infty \left(e^{-u^p} - e^{-u^p e^{p\lambda t}} \right) u^{-1-\alpha} du s^{\alpha/p} Q_\xi(ds).
\end{aligned}$$

From here the formula for κ_ξ follows from Lemma 3. The rest of the formulas are immediate. \square

Proof of Proposition 4. Lemma 2 implies that

$$\begin{aligned}
u^{-1-\alpha} \left(q_\xi(u) - q_\xi(ue^{t\lambda}) \right) &= u^{-1-\alpha} \int_{(0,\infty)} \left(e^{-u^p r} - e^{-u^p e^{t\lambda} r} \right) Q_\xi(dr) \\
&\leq \left(e^{t\lambda p} - 1 \right) u^{p-1-\alpha} \int_{[\zeta,\infty)} e^{-u^p r} r Q_\xi(dr) \\
&\leq \left(e^{t\lambda p} - 1 \right) u^{p-1-\alpha} e^{-u^p \zeta} \int_{(0,\infty)} r Q_\xi(dr),
\end{aligned}$$

which gives the result. \square

Proof of Propositions 5 and 6. The results in Proposition 5 follow immediately from (11), (13), and (9). We now turn to Propositions 6. Let $\phi(x) = (\alpha + \ell + 1)^{-1} \left(\frac{x}{x+1} \right)^{\alpha + \ell + 1}$ for $x > 0$ and note that $\phi'(x) = x^{\alpha + \ell} (x+1)^{-\alpha - \ell - 2}$. It follows that

$$B \int_0^\infty x^\alpha Q_\xi(dx) = \int_0^\infty (1+x)^{-2-\alpha-\ell} x^{\ell+\alpha} dx = \frac{1}{\alpha + \ell + 1}.$$

Using this fact we can easily put the formulas into the required form. \square

References

- [1] J.H. Ahrens and U. Dieter (1982). Computer generation of Poisson deviates from modified normal distributions. *ACM Transactions on Mathematical Software*, 8(2):163–179.
- [2] J.H. Ahrens and U. Dieter (1982). Generating gamma variates by a modified rejection technique. *Communications of the ACM*, 25(1):47–54.
- [3] O.E. Barndorff-Nielsen and N. Shephard (2001). Non-Gaussian Ornstein-Uhlenbeck-based models and some of their uses in financial economics. *Journal of the Royal Statistical Society, Series B*, 63(2):167–241.
- [4] O.E. Barndorff-Nielsen and N. Shephard (2002). Econometric analysis of realized volatility and its use in estimating stochastic volatility models. *Journal of the Royal Statistical Society, Series B*, 64(2):253–280.
- [5] F.E. Benth, J. Kallsen, and T. Meyer-Brandis (2007). A Non-Gaussian Ornstein-Uhlenbeck Process for Electricity Spot Price Modeling and Derivatives Pricing. *Applied Mathematical Finance*, 14(2):153–169.
- [6] M.L. Bianchi, S.T. Rachev, Y.S. Kim, and F.J. Fabozzi (2011). Tempered infinitely divisible distributions and processes. *Theory of Probability and Its Applications*, 55(1):2–26.

- [7] M.L. Bianchi, S.T. Rachev, and F.J. Fabozzi (2017). Tempered stable Ornstein-Uhlenbeck processes: A practical view. *Communications in Statistics-Simulation and Computation*, 46(1): 423–445.
- [8] P. Billingsley (1995). *Probability and Measure*, 3rd Ed. Wiley, New York.
- [9] T. Byczkowski, J.P. Nolan, and B. Rajput (1993). Approximation of multidimensional stable densities. *Journal of Multivariate Analysis*, 46(1):13–31.
- [10] A. Chakrabarty and G. Samorodnitsky (2012). Understanding heavy tails in a bounded world or, is a truncated heavy tail heavy or not? *Stochastic Models* 28(1):109–143.
- [11] R. Cont and P. Tankov (2004). *Financial Modeling With Jump Processes*. Chapman & Hall, Boca Raton.
- [12] A. Göncü and E. Akyildirim (2016). A stochastic model for commodity pairs trading. *Quantitative Finance*, 16(12):1843–1857.
- [13] M. Grabchak (2012). On a new class of tempered stable distributions: Moments and regular variation. *Journal of Applied Probability*, 49(4):1015–1035.
- [14] M. Grabchak (2016). *Tempered Stable Distributions: Stochastic Models For Multiscale Processes*. Springer, Cham, Switzerland.
- [15] M. Grabchak (2018). Domains of attraction for positive and discrete tempered stable distributions. *Journal of Applied Probability*, 55(1):30–42.
- [16] M. Grabchak (2019). Rejection sampling for tempered Lévy processes. *Statistics and Computing*, 29(3):549–558.
- [17] M. Grabchak and L. Cao (2017). SymTS: Symmetric tempered stable distributions. Ver. 1.0, R Package. <https://cran.r-project.org/web/packages/SymTS/index.html>.
- [18] M. Grabchak and G. Samorodnitsky (2010). Do financial returns have finite or infinite variance? A paradox and an explanation. *Quantitative Finance*, 10(8):883–893.
- [19] J. Janczura, S. Orzeł, and A. Wyłomańska (2011). Subordinated α -stable Ornstein-Uhlenbeck process as a tool for financial data description. *Physica A: Statistical Mechanics and its Applications*, 390(23–24):4379–4387.
- [20] M.E. Johnson (1987). *Multivariate Statistical Simulation*. John Wiley & Sons Ltd.

- [21] R. Kawai and H. Masuda (2011). Exact discrete sampling of finite variation tempered stable Ornstein-Uhlenbeck processes. *Monte Carlo Methods and Applications*, 17(3):279–300.
- [22] R. Kawai and H. Masuda (2012). Infinite variation tempered stable Ornstein-Uhlenbeck processes with discrete observations. *Communications in Statistics–Simulation and Computation*, 41(1):125–139.
- [23] T. J. Kozubowski and K. Podgórski (2003). A log-Laplace growth rate model. *Mathematical Scientist*, 28(1):49–60.
- [24] R. Norberg (2004). Vasiček beyond the normal. *Mathematical Finance*, 14(4):585–604.
- [25] S.T. Rachev, Y.S. Kim, M.L. Bianchi, and F.J. Fabozzi (2011). *Financial Models with Levy Processes and Volatility Clustering*. John Wiley & Sons Ltd.
- [26] A. Rocha-Arteaga and K. Sato (2003). *Topics in Infinitely Divisible Distributions and Lévy Processes*. Aportaciones Matemáticas, Investigación 17, Sociedad Matemática Mexicana.
- [27] J. Rosiński (2007). Tempering stable processes. *Stochastic Processes and their Applications*, 117(6):677–707.
- [28] J. Rosiński and J.L. Sinclair (2010). Generalized tempered stable processes. *Banach Center Publications*, 90:153–170.
- [29] K. Sato (1999). *Lévy Processes and Infinitely Divisible Distributions*. Cambridge University Press, Cambridge.
- [30] E.W. Stacy (1962) A generalization of the gamma distribution. *The Annals of Mathematical Statistics*, 33(3):1187–1192.
- [31] Y. Tashiro (1977). On methods for generating uniform random points on the surface of a sphere. *Annals of the Institute of Statistical Mathematics*, 29(1):295–300.
- [32] M.C.L. Tweedie (1984). An index which distinguishes between some important exponential families. In Ghosh, J.K., Roy, J. (eds.), *Statistics: Applications and New Directions. Proceedings of the Indian Statistical Institute Golden Jubilee International Conference*. Indian Statistical Institute, Calcutta, pg. 579–604.
- [33] S. Zhang (2011). Exact simulation of tempered stable Ornstein-Uhlenbeck processes. *Journal of Statistical Computation and Simulation*, 81(11):1533–1544.

- [34] S. Zhang and X. Zhang (2009). On the transition law of tempered stable Ornstein-Uhlenbeck processes. *Journal of Applied Probability*, 46(3):721–731.