

Large Intelligent Surface-Based Index Modulation: A New Beyond MIMO Paradigm for 6G

Ertugrul Basar, *Senior Member, IEEE*

Abstract—Transmission through large intelligent surfaces (LIS), which modify the phases of incident waves in a deliberate manner to enhance the signal quality at the receiver, has been recently put forward as a promising candidate for future wireless communication systems and standards. In this paper, we bring the concept of LIS-assisted communications to the realm of index modulation (IM) by proposing LIS-space shift keying (LIS-SSK) and LIS-spatial modulation (LIS-SM) schemes. These two schemes are realized through not only intelligent reflection of the incoming electromagnetic waves to improve the signal quality at the receiver but also utilization of the IM principle for the indices of multiple receive antennas in a clever way to improve the spectral efficiency. Maximum energy-based suboptimal (greedy) and exhaustive search-based optimal (maximum likelihood) detectors of the LIS-SSK/SM schemes are formulated and a unified framework is presented for the derivation of the theoretical average bit error probability of the proposed schemes using both detectors. Extensive computer simulation results are provided to assess the potential of LIS-assisted IM schemes as well as to verify our theoretical derivations and remarks. Our findings also reveal that LIS-based IM, which enables ultra-reliable transmission with high spectral efficiency, can become a potential candidate for future wireless communication systems in the context of beyond massive multiple-input multiple-output (MIMO) solutions.

Index Terms—6G, beyond massive MIMO, index modulation (IM), large intelligent surface (LIS), smart reflect-array, software-defined surface, space shift keying (SSK), spatial modulation (SM).

I. INTRODUCTION

AS of the second quarter of 2019, the first commercial fifth generation (5G) wireless networks have been already deployed, in part or as a whole, at certain countries while the first 5G compatible mobile devices are being introduced to the market. Although the initial stand-alone 5G standard, which was completed in 2018, has brought more flexibility to the physical layer by exploiting millimeter-waves and multiple orthogonal frequency division multiplexing (OFDM) numerologies, researchers have already started to explore the potential of alternative technologies for later releases of 5G. These technologies include index modulation (IM), non-orthogonal multiple access, alternative/advanced waveforms, low-cost massive multiple-input multiple-output (MIMO) systems, terahertz communications, and new antenna technologies. At the first glance, the future 6G technologies

may seem as the extension of their 5G counterparts [1], however, new user requirements, completely new applications/use-cases, and new networking trends of 2030 and beyond may bring more challenging communication engineering problems, which necessitate radically new communication paradigms in the physical layer.

Within the context of unconventional wireless communication paradigms, there has been a growing interest in controlling the propagation environment in order to increase the quality of service and/or spectrum efficiency. IM-based emerging schemes such as media-based modulation [2]–[4], spatial scattering modulation [5], and beam index modulation (IM) [6], use the variations in the signatures of received signals by exploiting reconfigurable antennas or scatterers to transmit additional information bits in rich scattering environments [7]. On the other hand, large intelligent surfaces/walls/reflect-arrays/metasurfaces are smart devices that intentionally control the propagation environment to boost the signal quality at the receiver [8], [9].

As a matter of fact, the *large intelligent surface (LIS)*-based transmission concept, in which the large number of small, low-cost, and passive elements on a LIS only reflect the incident signal with an adjustable phase shift without requiring a dedicated energy source for RF processing, decoding, encoding, or retransmission, is completely different from existing MIMO, beamforming, amplify-and-forward relaying, and backscatter communication paradigms. Inspired by the definition of software-defined radio, which is given as “radio in which some or all of the physical layer functions are software defined” and considering the interaction of the intelligent surface with incoming waves in a software-defined fashion, we may also use the term of *software-defined surface (SDS)* for these intelligent surfaces. In other words, due to the fact that reflection characteristics of these intelligent surfaces/walls/arrays in the physical layer can be controlled by a software, they can be termed as SDS.

Transmission through intelligent walls is proposed in one of the early works by utilizing active frequency-selective surfaces to control the signal coverage [10]. The promising concept of communications over smart reflect-arrays with passive reflector elements is proposed in [11] as an alternative to beamforming techniques that require large number of antennas to focus the transmitted or received signals. It has been also demonstrated that reflect-arrays can be used in an effective way to change the phase of incoming signals during smart reflection without buffering or processing them and the received signal quality can be enhanced through the adjustment of the phase shift of each reflector element on the reflect-array. As a beyond massive MIMO solution, the LIS

Manuscript received April, 2019.

The author is with the Communications Research and Innovation Laboratory (CoreLab), Department of Electrical and Electronics Engineering, Koç University, Sariyer 34450, Istanbul, Turkey. e-mail: ebasar@ku.edu.tr

This work was supported in part by the Scientific and Technological Research Council of Turkey (TUBITAK) under Grant 117E869, the Turkish Academy of Sciences (TUBA) GEBIP Programme, and the Science Academy BAGEP Programme.

Codes available at <https://corelab.ku.edu.tr/tools>

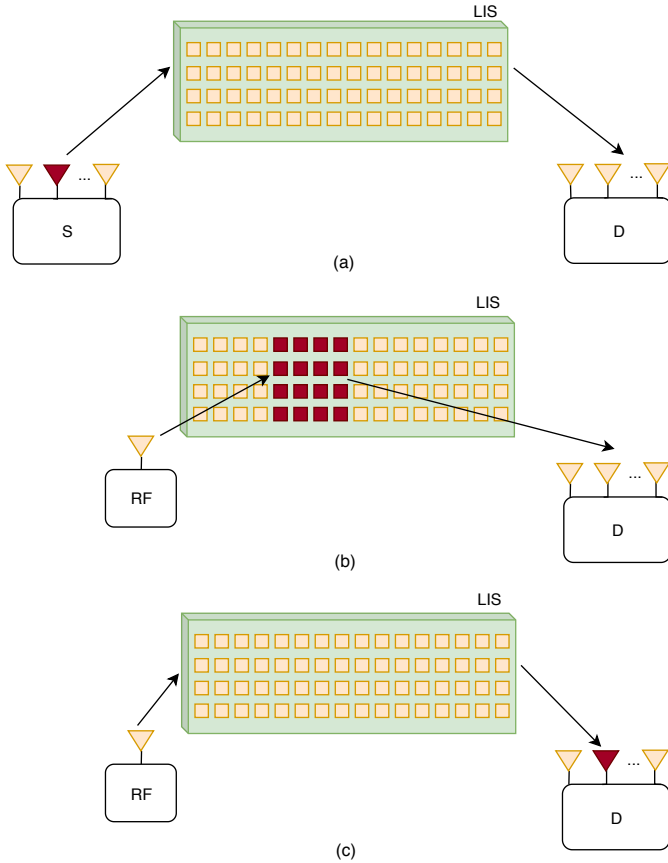


Fig. 1. Three conceptual LIS-based IM system realizations: a) IM for source (S) transmit antennas, b) IM for LIS reflector regions, c) IM for destination (D) receive antennas.

concept is proposed in [12] by exploiting the whole contiguous surface for transmission and reception¹. The authors of [13]–[15] considered a LIS-assisted downlink transmission scenario to support multiple users and focused on the maximization of sum-rate and energy efficiency. The selection of optimum LIS phases is also investigated and low complexity algorithms are considered for the formulated non-convex optimization problems. Recently, the interesting problem of joint active and passive beamforming is investigated in [16] and [17], and the user’s average received power is investigated. Even more recently, the researchers focused on outage probability [18] and asymptotic data rate [19] analyses for LIS-based systems. Finally, we provided a mathematical framework in [20] for the calculation of average symbol error probability (SEP) of LIS-assisted systems. Furthermore, we proposed the promising concept of using the LIS itself as an access point (AP) by utilizing an unmodulated carrier for intelligent reflection.

The emerging IM concept also falls to the category of potential beyond 5G technologies and has been widely recognized by both academia and industry during the past few years [7], [21]–[23]. Contrary to the traditional modulation formats, the indices of the available transmit entities, such as transmit antennas for space modulation techniques [23] and subcarriers for OFDM with IM [24], are used to convey information

¹It is important to note that the LIS structure considered in this paper is conceptually different than that of [12].

for an IM scheme. The undeniable potential of both IM- and LIS-based communication schemes has been the main motivation of this study. With this purpose, we investigated three conceptual LIS-based IM system realizations in Figs. 1(a)–(c), in which we consider IM for source transmit antennas, LIS regions, and destination receive antennas, respectively. Since the first concept requires the knowledge of activated source transmit antenna indices at LIS for optimum reflection and the second concept reduces the effective gain of the LIS by activating a part of the available reflectors, we decided to focus on the third approach in this preliminary work.

In this paper, we propose the visionary concept of *LIS-based IM* as a potential beyond MIMO solution by amalgamating the techniques of transmission over LIS and IM for receive antenna indices to achieve ultra-reliable transmission with high spectral efficiency. First, considering the LIS as an AP, we propose LIS-space shift keying (LIS-SSK) and LIS-spatial modulation (LIS-SM) schemes by exploiting the LIS not only to boost the signal quality in hostile fading channels but also to realize IM by the selection of a particular receive antenna index according to the information bits. Second, we formulate the greedy and maximum likelihood (ML) detectors of both schemes and investigate their complexity. Third, we present a unified framework for the calculation of the theoretical error performance of the proposed schemes and provided useful insights. Finally, extensive computer simulations are given to assess the potential of the LIS-SSK and LIS-SM schemes.

The rest of the paper is organized as follows. In Section II, we introduce the system model of LIS-based SSK/SM schemes and formulate their detectors. Sections III and IV respectively focuses on the error performance of greedy and ML detectors. Computer simulation results and comparisons are given in Section V. Finally, conclusions are given in Section VI².

II. SYSTEM MODEL

In this section, we present the system models of the proposed LIS-based SSK and SM schemes and investigate the problem of optimal phase selection. We build the proposed schemes on the concept of LIS-AP introduced in [20], where the LIS reflects the signals generated by a near RF source in a deliberate manner to convey information bits. We assume that the LIS is consisting of N passive and low-cost reflector elements, while the destination (D) is equipped with n_R receive antennas. The wireless fading channel between the l th receive antenna of D and i th reflector element is characterized by $g_{l,i} = \beta_{l,i}e^{-j\psi_{l,i}}$ for $l = 1, 2, \dots, n_R$ and

²*Notation:* Bold, lowercase and capital letters are used for column vectors and matrices, respectively. $(\cdot)^*$, $(\cdot)^T$, and $(\cdot)^H$ denote complex conjugation, transposition, and Hermitian transposition, respectively. The real and imaginary parts of a complex variable X are denoted by X_{\Re} (or $\Re\{X\}$) and X_{\Im} (or $\Im\{X\}$), respectively. $\det(\cdot)$ and $(\cdot)^{-1}$ stand for the determinant and the inverse of a matrix, and $\text{diag}(\cdot)$ returns a diagonal matrix from a vector. The $n \times n$ identity matrix is denoted by \mathbf{I}_n . $X \sim \mathcal{N}(\mu, \sigma^2)$ stands for the real Gaussian distribution of X with mean $E[X] = \mu$ and variance $\text{Var}[X] = \sigma^2$, while $\mathcal{CN}(0, \sigma^2)$ represents circularly symmetric complex Gaussian distribution with variance σ^2 . $P(\cdot)$ stands for the probability of an event. $f_X(x)$, $F_X(x)$, $\Psi_X(w)$, and $M_X(s)$ respectively stand for the probability density function (PDF), cumulative distribution function (CDF), characteristic function (CF), and moment generating function (MGF) of a random variable (RV) X . $Q(\cdot)$ is the Gaussian Q -function and $j = \sqrt{-1}$.

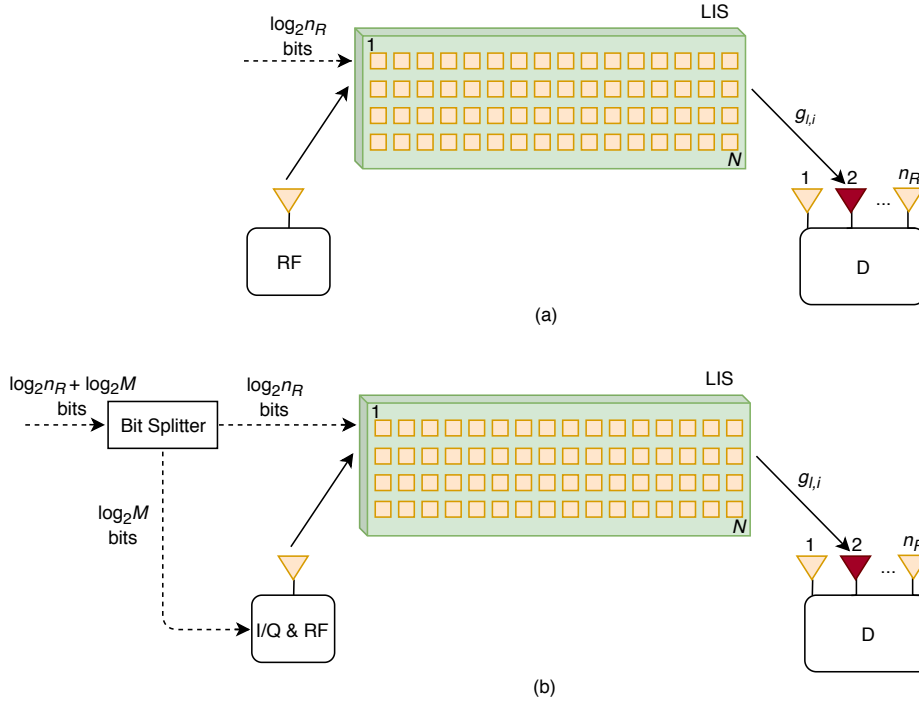


Fig. 2. LIS-based IM schemes: a) LIS-SSK, b) LIS-SM.

$i = 1, 2, \dots, N$, and follows $\mathcal{CN}(0, 1)$ distribution under the assumption of flat Rayleigh fading channels. We also assume that all wireless channels are uncorrelated and perfect channel state information (CSI) is available at D if it is required by the utilized detector. The phase induced by the i th reflector is shown by ϕ_i for $i = 1, 2, \dots, N$. For intelligent reflection, the LIS has the knowledge of channel phases $\psi_{l,i}$ for all l and i .

A. LIS-Assisted Space Shift Keying

In this scenario, the unmodulated carrier signal generated by the RF source, is reflected to D with the aim of maximizing the instantaneous received SNR at a specific receive antenna, which is selected according to the incoming $\log_2 n_R$ information bits, as shown in Fig. 2(a). In other words, the LIS phase terms are adjusted in such a way that the SNR at the target receive antenna is maximized, while the task of D is to detect the index of its receive antenna with the maximized instantaneous received SNR.

For this system, the received baseband signal at the l th receive antenna of D is expressed as

$$r_l = \sqrt{E_s} \left[\sum_{i=1}^N g_{l,i} e^{j\phi_i} \right] + n_l, \quad l \in \{1, \dots, n_R\} \quad (1)$$

where E_s is the transmitted signal energy of the unmodulated carrier and n_l is the additive white Gaussian noise (AWGN) sample at the l th receiver, which follows $\mathcal{CN}(0, N_0)$ distribution. Here, the reflector phases $\{\phi_i\}_{i=1}^N$ are adjusted according to the information bits to maximize the received SNR at a specific receive antenna. For this purpose, the incoming $\log_2 n_R$ bits specify the index m of a receive antenna and the LIS adjusts its phases according to this selected receive antenna as $\phi_i = \psi_{m,i}$ for $i = 1, 2, \dots, N$. More specifically,

the received instantaneous SNR at the l th receive antenna is expressed as

$$\gamma_l = \frac{\left| \sum_{i=1}^N \beta_{l,i} e^{j(\phi_i - \psi_{l,i})} \right|^2 E_s}{N_0}. \quad (2)$$

Considering

$$\left| \sum_{i=1}^N z_i e^{j\xi_i} \right|^2 = \sum_{i=1}^N z_i^2 + 2 \sum_{i=1}^N \sum_{k=i+1}^N z_i z_k \cos(\xi_i - \xi_k) \quad (3)$$

which can be maximized by ensuring $\xi_i = \xi$ for all i , to maximize the instantaneous SNR at the m th receive antenna, we select $\phi_i = \psi_{m,i}$. This results in the following maximum SNR value at the selected receive antenna:

$$\gamma_m = \frac{\left| \sum_{i=1}^N \beta_{m,i} \right|^2 E_s}{N_0}. \quad (4)$$

Later, we will also show that this selection of LIS phases is optimal in terms of error performance. We propose two different detectors for the LIS-SSK scheme.

i) Greedy Detector: This simple yet effective detector eliminates the need for channel estimation at D, that is, performs non-coherent detection, and simply detects the selected receive antenna as the one with the highest instantaneous energy:

$$\hat{m} = \arg \max_m |r_m|^2. \quad (5)$$

As seen from (5), this detector does not require CSI, which can be prohibitive at D for increasing N and n_R .

In order to shed light on the derivation of the optimum LIS phases, let us consider the selection of the m th receive antenna of D at the LIS and its erroneous detection as \hat{m} . For

this case, the corresponding pairwise error probability (PEP) can be easily expressed from (5) as

$$P(m \rightarrow \hat{m}) = P(|r_m|^2 < |r_{\hat{m}}|^2) \\ = P\left(\left|\sqrt{E_s} \sum_{i=1}^N g_{m,i} e^{j\phi_i} + n_m\right|^2 < \left|\sqrt{E_s} \sum_{i=1}^N g_{\hat{m},i} e^{j\phi_i} + n_{\hat{m}}\right|^2\right) \quad (6)$$

where $\{\phi_i\}_{i=1}^N$ is determined according to the m th receive antenna (with a predefined method). As seen from (6), a logical selection of ϕ_i 's should minimize this PEP for the selected receive antenna m . The above phase optimization problem can be reformulated as follows by ignoring the noise terms:

$$\min_{\{\phi_i\}_{i=1}^N} P\left(\left|\sum_{i=1}^N \beta_{m,i} e^{j(\phi_i - \psi_{m,i})}\right|^2 < \left|\sum_{i=1}^N \beta_{\hat{m},i} e^{j(\phi_i - \psi_{\hat{m},i})}\right|^2\right). \quad (7)$$

As seen from (7), even for a specific pair of m and \hat{m} , this optimization is not a straightforward task. Consequently, we aim to maximize the first term by letting $\phi_i = \psi_{m,i}$ for all i to minimize this probability. We will also show later that this selection maximizes the mean of the first term in (7), while providing a zero-mean for the second one.

ii) ML Detector: The ML detector of the LIS-SSK scheme considers the received signals at all receive antennas of D and performs the detection as follows:

$$\hat{m} = \arg \min_m \sum_{l=1}^{n_R} \left| r_l - \sqrt{E_s} \left[\sum_{i=1}^N g_{l,i} e^{j\psi_{m,i}} \right] \right|^2. \quad (8)$$

Comparing (5) and (8), we observe that the ML detector requires not only CSI but also $\sim N n_R^2$ real multiplications (RMs), while the GD detector requires only n_R squared complex modulus operations ($\sim n_R$ RMs). As we will show in later sections, the price paid for this increased complexity can be compensated with the improved error performance.

B. LIS-Assisted Spatial Modulation

For the LIS-SM scheme, ordinary M -ary modulation formats are also considered at the RF source to further improve the spectral efficiency. As shown in Fig. 2(b), the incoming $\log_2 n_R + \log_2 M$ information bits are partitioned into two groups. While the first group of $\log_2 n_R$ bits adjusts the LIS phases according to the selected receive antenna with index m as done for the LIS-SSK scheme, i.e., $\phi_i = \psi_{m,i}$ for $i = 1, 2, \dots, N$, the second group of $\log_2 M$ bits is passed to the RF source for the generation of an amplitude/phase modulated signal through an RF chain. Consequently, the received signal at the l th receive antenna of D is expressed as

$$r_l = \left[\sum_{i=1}^N g_{l,i} e^{j\phi_i} \right] x + n_l, \quad l \in \{1, \dots, n_R\} \quad (9)$$

where x is the data symbol selected from M -QAM/PSK constellations, $E[|x|^2] = E_s$, and $n_l \sim \mathcal{CN}(0, N_0)$ is the noise term. In a similar way, we propose the greedy and ML detectors of LIS-SM in the sequel.

i) Greedy Detector: This detector simplifies the receiver design by detecting the selected receive antenna index and the transmitted symbol in a sequential fashion. For this purpose, the selected receive antenna is determined similar to the LIS-SSK scheme: $\hat{m} = \arg \max_m |r_m|^2$. After the detection of the selected receive antenna index as \hat{m} , this detector demodulates the transmitted data symbol as

$$\hat{x} = \arg \min_x \left| r_{\hat{m}} - \left(\sum_{i=1}^N \beta_{\hat{m},i} \right) x \right|^2. \quad (10)$$

Here, compared to LIS-SSK, an additional (but minor) complexity comes during the search for the constellation point x , however, due to disjoint detection of m and x , the overall complexity still linearly increases with n_R and M . Furthermore, this detector requires only channel amplitudes for detection. It is worth noting that for constant-envelope constellations such as M -PSK, the transmitted symbol can be detected even without channel amplitudes since $\sum_{i=1}^N \beta_{\hat{m},i}$ is a real variable:

$$\hat{x} = \arg \min_x |r_{\hat{m}} - x|^2. \quad (11)$$

ii) ML Detector: This detector performs a joint search for the selected receive antenna index m and the transmitted data symbol x by considering all received signals as

$$(\hat{m}, \hat{x}) = \arg \min_{(m,x)} \sum_{l=1}^{n_R} \left| r_l - \left[\sum_{i=1}^N g_{l,i} e^{j\psi_{m,i}} \right] x \right|^2. \quad (12)$$

As seen from (12), the ML detector of the LIS-SM scheme requires the full CSI along with $\sim (N + M)n_R^2$ RMs while making a joint decision on (m, x) .

III. GREEDY DETECTION: PERFORMANCE ANALYSIS

In this section, we investigate the theoretical bit error probability (BEP) of the proposed LIS-SSK and LIS-SM schemes in the presence of greedy detection. We also provide useful insights regarding the asymptotic behavior of the proposed schemes with this type of detection.

A. Performance of LIS-SSK

Based on the detection rule given in (5), the corresponding PEP is given in (6) for the erroneous detection of the selected receive antenna index m as \hat{m} . Considering $\phi_i = \psi_{m,i}$ for $i = 1, 2, \dots, N$, (6) simplifies to

$$P(m \rightarrow \hat{m}) = P\left(\left|\sqrt{E_s} B + n_m\right|^2 < \left|\sqrt{E_s} \hat{B} + n_{\hat{m}}\right|^2\right) \quad (13)$$

where $B = \sum_{i=1}^N \beta_{m,i}$ and $\hat{B} = \sum_{i=1}^N \beta_{\hat{m},i} e^{j(\psi_{m,i} - \psi_{\hat{m},i})}$. Here, we resort to the central limit theorem (CLT) under the assumption of $N \gg 1$ for the calculation of this PEP. Under the CLT, B and \hat{B} follow Gaussian distribution regardless of the distributions of their components. Specifically, since $\beta_{m,i}$ is a Rayleigh distributed RV with $E[\beta_{m,i}] = \sqrt{\pi}/2$ and $\text{Var}[\beta_{m,i}] = (4 - \pi)/4$, we have $B \sim \mathcal{N}(N\sqrt{\pi}/2, N(4 - \pi)/4)$. Since $\psi_{m,i}$ and $\psi_{\hat{m},i}$ are independent and uniformly

distributed in $(0, 2\pi)$, the distribution of $\bar{\psi}_i = \psi_{m,i} - \psi_{\hat{m},i}$ is obtained as

$$f_{\bar{\psi}_i}(x) = \begin{cases} \frac{1}{2\pi} \left(1 + \frac{x}{2\pi}\right), & -2\pi < x < 0 \\ \frac{1}{2\pi} \left(1 - \frac{x}{2\pi}\right), & 0 < x < 2\pi. \end{cases} \quad (14)$$

Then defining $\hat{B}_i = \beta_{\hat{m},i} e^{j\bar{\psi}_i}$, we have $\mathbb{E}[\hat{B}_i] = 0$ and $\text{Var}[(\hat{B}_i)_{\Re}] = \text{Var}[(\hat{B}_i)_{\Im}] = 0.5$, due to the symmetry of cosine and sine functions. As a result, we obtain $\hat{B} \sim \mathcal{CN}(0, N)$ with independent and identically distributed (iid) real and imaginary parts. In light of this information, we obtain

$$\begin{aligned} (\sqrt{E_s}B + n_m)_{\Re} &\sim \mathcal{N}\left(\frac{N\sqrt{\pi E_s}}{2}, \frac{N(4-\pi)E_s}{4} + \frac{N_0}{2}\right) \\ (\sqrt{E_s}B + n_m)_{\Im} &\sim \mathcal{N}\left(0, \frac{N_0}{2}\right) \\ (\sqrt{E_s}\hat{B} + n_{\hat{m}})_{\Re} &\sim \mathcal{N}\left(0, \frac{NE_s + N_0}{2}\right) \\ (\sqrt{E_s}\hat{B} + n_{\hat{m}})_{\Im} &\sim \mathcal{N}\left(0, \frac{NE_s + N_0}{2}\right). \end{aligned} \quad (15)$$

Considering (15), we may re-express (13) as

$$P(m \rightarrow \hat{m}) = P(Y < 0) = P(Y_1 + Y_2 - Y_3 < 0) \quad (16)$$

where $Y_1 = (\sqrt{E_s}B + n_m)_{\Re}^2$ is non-central chi-square (χ^2) RV with one degree of freedom, $Y_2 = (\sqrt{E_s}B + n_m)_{\Im}^2$ is a central χ^2 RV with one degree of freedom, and $Y_3 = |\sqrt{E_s}\hat{B} + n_{\hat{m}}|^2$ is a central χ^2 RV with two degrees of freedom. Due to the complexity of the distribution of $Y_1 + Y_2$ [25], we use the Gil-Pelaez's inversion formula [26]

$$F_Y(y) = \frac{1}{2} - \int_0^{\infty} \frac{\Im\{e^{-jwy}\Psi_Y(w)\}}{w\pi} dw \quad (17)$$

where $F_Y(y) = P(Y \leq y)$ is the CDF and $\Psi_Y(w) = \mathbb{E}[e^{jwY}]$ is the CF of Y . Since the CF of the sum of independent RVs (thanks to zero-mean RVs in (15), we satisfy this condition) is the multiplication of their individual CFs, we obtain $\Psi_Y(w) = \Psi_{Y_1}(w)\Psi_{Y_2}(w)\Psi_{(-Y_3)}(w)$. Consider the generic CF of a non-central χ^2 RV X with n degrees of freedom, which is given as

$$\Psi_X(w) = \left(\frac{1}{1 - 2jw\sigma^2}\right)^{n/2} \exp\left(\frac{jw\mu^2}{1 - 2jw\sigma^2}\right) \quad (18)$$

where $X = \sum_{k=1}^n X_k^2$ and $X_k \sim \mathcal{N}(\mu_k, \sigma^2)$ and $\mu^2 = \sum_{k=1}^n \mu_k^2$. It is worth noting that for a central χ^2 RV, we have $\mu = 0$ in (18). Substituting the values of (15) in (18) for Y_1, Y_2 , and Y_3 , considering $\Psi_{(-Y_3)}(w) = \Psi_{(Y_3)}(-w)$, and evaluating the integral in (17) numerically³ for $y = 0$, we obtain the corresponding exact PEP, i.e., $P(m \rightarrow \hat{m}) = F_Y(0)$.

To gain further insights, considering the fact that $\mathbb{E}[Y_1] \gg \mathbb{E}[Y_2]$ for large N , the PEP in (16) can be upper bounded by

$$P(m \rightarrow \hat{m}) < P(Y_1 - Y_3 < 0). \quad (19)$$

Defining $\tilde{Y} = Y_1 - Y_3$ and considering the PDF of the difference of a non-central and a central χ^2 RV [25], we obtain

$$P(m \rightarrow \hat{m}) < \int_{-\infty}^0 f_{\tilde{Y}}(\tilde{y}) d\tilde{y} = \exp\left(\frac{-m_1^2}{2(\sigma_1^2 + \sigma_2^2)}\right) \sqrt{\frac{\sigma_2^2}{\sigma_1^2 + \sigma_2^2}} \quad (20)$$

³For numerical integration, the infinity in the upper limit of the integral in (17) is replaced by 10^3 to avoid numerical calculation errors.

where $m_1 = \frac{N\sqrt{\pi E_s}}{2}$, $\sigma_1^2 = \frac{N(4-\pi)E_s}{4} + \frac{N_0}{2}$ and $\sigma_2^2 = \frac{NE_s + N_0}{2}$. Simple manipulations give

$$P(m \rightarrow \hat{m}) < \left(\frac{1 + \frac{NE_s}{N_0}}{2 + \frac{NE_s(6-\pi)}{2N_0}}\right)^{\frac{1}{2}} \exp\left(\frac{-\frac{N^2\pi E_s}{N_0}}{8 + \frac{2NE_s(6-\pi)}{N_0}}\right). \quad (21)$$

According to (21), for the SNR range of interest $\frac{NE_s}{N_0} \ll 10$ (although the SNR (E_s/N_0) is relatively small, considerably low BEP values are possible for LIS-based systems in this region with increasing N [20]), we obtain

$$P(m \rightarrow \hat{m}) \propto \exp\left(\frac{-N^2\pi E_s}{8N_0}\right) \quad (22)$$

which suggests a superior index detection probability for the LIS-SSK scheme with increasing N .

It is important to note that for binary signaling, i.e., $n_R = 2$, the above PEP yields the exact BEP. However, for the general case of $n_R > 2$, we use the following union bound:

$$\begin{aligned} P_b &\leq \frac{1}{\log_2 n_R} \sum_{\hat{m}} P(m \rightarrow \hat{m}) e(m, \hat{m}) \\ &= \frac{n_R}{2} P(m \rightarrow \hat{m}) \end{aligned} \quad (23)$$

where $e(m, \hat{m})$ is the Hamming distance between the binary representations of m and \hat{m} . Here, we considered the fact that the resulting PEP is independent of m and \hat{m} , and identical for all pairs (uniform error probability) and $\sum_{\hat{m}} e(m, \hat{m}) = (n_R/2) \log_2 n_R$ for all m due to bit symmetry. For simplicity, we adopt natural mapping for receive antenna indices.

Remark 1: We observe from the exact and upper-bounded PEP expressions of (16) and (22) that the resulting PEP is independent of n_R for greedy detection of LIS-SSK. As seen from (23), doubling n_R doubles P_b in high SNR.

B. Performance of LIS-SM

To derive the theoretical BEP of the LIS-SM scheme with greedy detection, we consider the following approximation:

$$P_b \approx \frac{P_c(m)P_s}{\log_2(Mn_R)} + 0.5P_e(m) \quad (24)$$

where $P_c(m)$ is the average correct detection probability of the selected receive antenna with index m for LIS-SM, which is the same for all m , P_s is the average symbol error probability (SEP) conditioned on correct index detection, and $P_e(m) = 1 - P_c(m)$ is the erroneous index detection probability. Here, we followed a conservative approach by assuming that approximately 50% of the transmitted bits are erroneously detected if the receive antenna index is erroneously estimated, which is a valid assumption for IM-based systems due to error propagation. Resorting to the union bound on error probability with uniform PEP values, we obtain

$$P_e(m) \leq \sum_{\hat{m}=1, \hat{m} \neq m}^{n_R} \bar{P}(m \rightarrow \hat{m}) = (n_R - 1)\bar{P}(m \rightarrow \hat{m}) \quad (25)$$

where $\bar{P}(m \rightarrow \hat{m})$ is the PEP associated with index detection averaged over all data symbols for LIS-SM. From (25), $P_c(m)$ is obtained as $P_c(m) \geq 1 - (n_R - 1)\bar{P}(m \rightarrow \hat{m})$.

Assuming that x is transmitted, the PEP for erroneous detection of the selected receive antenna index m as \hat{m} is given as follows considering (5), which is also valid for LIS-SM:

$$P(m \rightarrow \hat{m} | x) = P\left(|Bx + n_m|^2 < |\hat{B}x + n_{\hat{m}}|^2\right). \quad (26)$$

Here, B and \hat{B} are as defined in (13). In what follows, we calculate (26) for different constellations.

i) *BPSK*: For this case, we have $x \in \{\pm\sqrt{E_s}\}$ and we obtain the same PEP derived from (17) or (21) for LIS-SSK, which is independent of x .

ii) *M-QAM*: For this case, we have $x = x_{\Re} + jx_{\Im}$ with $E[|x|^2] = E_s$, and we may express the corresponding PEP as

$$P(m \rightarrow \hat{m} | x) = P(B_1^2 + B_2^2 - B_3^2 - B_4^2 < 0) = P(D < 0) \quad (27)$$

where $B_1 = (Bx + n_m)_{\Re}$, $B_2 = (Bx + n_m)_{\Im}$, $B_3 = (\hat{B}x + n_{\hat{m}})_{\Re}$, and $B_4 = (\hat{B}x + n_{\hat{m}})_{\Im}$, and all follow Gaussian distribution. Unfortunately, B_1 and B_2 are correlated through B due to non-zero values of x_{\Re} and x_{\Im} , and we have to express D in the quadratic form of Gaussian RVs to derive its statistics. Considering $D = \mathbf{x}^T \mathbf{A} \mathbf{x}$ for $\mathbf{x} = [B_1 \ B_2 \ B_3 \ B_4]^T$ and $\mathbf{A} = \text{diag}([1 \ 1 \ -1 \ -1])$, the mean vector and covariance matrix of \mathbf{x} are respectively calculated as

$$\mathbf{m} = \begin{bmatrix} \frac{N\sqrt{\pi}x_{\Re}}{2} & \frac{N\sqrt{\pi}x_{\Im}}{2} & 0 & 0 \end{bmatrix}^T \quad (28)$$

$$\mathbf{C} = \begin{bmatrix} \frac{N(4-\pi)x_{\Re}^2}{4} + \frac{N_0}{2} & \sigma_{1,2} & 0 & 0 \\ \sigma_{1,2} & \frac{N(4-\pi)x_{\Im}^2}{4} + \frac{N_0}{2} & 0 & 0 \\ 0 & 0 & \frac{NE_s + N_0}{2} & 0 \\ 0 & 0 & 0 & \frac{NE_s + N_0}{2} \end{bmatrix} \quad (29)$$

where $\sigma_{1,2}$ is the covariance of B_1 and B_2 , given as

$$\sigma_{1,2} = E[B_1 B_2] - E[B_1]E[B_2] = \frac{N(4-\pi)x_{\Re}x_{\Im}}{4}. \quad (30)$$

Then the MGF of D can be calculated from [26] as

$$M_D(s) = (\det(\mathbf{I} - 2s\mathbf{A}\mathbf{C}))^{-\frac{1}{2}} \times \exp\left(-\frac{1}{2}\mathbf{m}^T [\mathbf{I} - (\mathbf{I} - 2s\mathbf{A}\mathbf{C})^{-1}] \mathbf{C}^{-1}\mathbf{m}\right). \quad (31)$$

The CF of D ($\Psi_D(w)$) can be obtained by replacing s by jw in (31). Finally, Gil-Pelaez's inversion formula (17) can be used to calculate the PEP.

Due to the symmetry of the real and imaginary parts of x for QPSK (4-QAM), i.e., $x_{\Re}^2 = x_{\Im}^2 = E_s/2$, it can be proved that the above PEP is independent of x . However, for M -QAM with $M > 4$, $P(m \rightarrow \hat{m} | x)$ becomes dependent on x and the average PEP for index detection can be obtained via

$$\bar{P}(m \rightarrow \hat{m}) = \frac{1}{M} \sum_x P(m \rightarrow \hat{m} | x). \quad (32)$$

Substitution of (32) in (25) yields an upper bound on the average erroneous index detection probability $P_e(m)$.

For the calculation of the average SEP (P_s) under the condition of correct index detection, we may consider the following equivalent signal model from (9):

$$r_m = \left[\sum_{i=1}^N \beta_{m,i} \right] x + n_m = Bx + n_m \quad (33)$$

where the MGF of the instantaneous received SNR $\gamma = E_s B^2 / N_0$ is derived in [20], Eq. (19) as

$$M_\gamma(s) = \left(\frac{1}{1 - \frac{sN(4-\pi)E_s}{2N_0}} \right)^{\frac{1}{2}} \exp\left(\frac{\frac{sN^2\pi E_s}{4N_0}}{1 - \frac{sN(4-\pi)E_s}{2N_0}} \right). \quad (34)$$

Using this MGF, P_s can be easily calculated for BPSK and square M -QAM constellations, respectively, as [27]

$$P_s = \frac{1}{\pi} \int_0^{\pi/2} M_\gamma\left(\frac{-1}{\sin^2\eta}\right) d\eta, \quad (35)$$

$$P_s = \frac{4}{\pi} \left(1 - \frac{1}{\sqrt{M}}\right) \int_0^{\pi/2} M_\gamma\left(\frac{-3}{2(M-1)\sin^2\eta}\right) d\eta - \frac{4}{\pi} \left(1 - \frac{1}{\sqrt{M}}\right)^2 \int_0^{\pi/4} M_\gamma\left(\frac{-3}{2(M-1)\sin^2\eta}\right) d\eta. \quad (36)$$

Finally, substituting (25) and (35) (or (36)) in (24) provides the desired P_b .

Remark 2: Our observations indicate that for high SNR, which is relative for LIS-based schemes, $P_c(m)P_s \ll P_e(m)$, and P_b is dominated by $P_e(m)$, i.e., $P_b \propto P_e(m)$, which deteriorates with increasing n_R as well.

IV. MAXIMUM LIKELIHOOD DETECTION: PERFORMANCE ANALYSIS

In this section, we extend our theoretical analyses to the ML detection of LIS-SSK and LIS-SM schemes. To provide a more concise and intuitive presentation, we first deal with the LIS-SM scheme and then extend our theoretical derivations to LIS-SSK by simply assuming $x = \hat{x} = \sqrt{E_s}$.

A. Performance of LIS-SM

To derive the theoretical BEP of the LIS-SM scheme for ML detection, we consider the underlying PEP for joint detection of the selected receive antenna index m and the transmitted data symbol x . From (12), conditioned on channel coefficients, this PEP can be expressed as follows:

$$P(m, x \rightarrow \hat{m}, \hat{x}) = P\left(\sum_{l=1}^{n_R} |r_l - G_l x|^2 > \sum_{l=1}^{n_R} |r_l - \hat{G}_l \hat{x}|^2\right) \quad (37)$$

where $G_l = \sum_{i=1}^N g_{l,i} e^{j\psi_{m,i}}$ and $\hat{G}_l = \sum_{i=1}^N g_{l,i} e^{j\psi_{\hat{m},i}}$. After simple manipulations, we obtain

$$\begin{aligned} P(m, x \rightarrow \hat{m}, \hat{x}) &= P\left(\sum_{l=1}^{n_R} |G_l|^2 |x|^2 - |\hat{G}_l|^2 |\hat{x}|^2 - 2\Re\{r_l^* (G_l x - \hat{G}_l \hat{x})\} > 0\right) \\ &= P\left(\sum_{l=1}^{n_R} -|G_l x - \hat{G}_l \hat{x}|^2 - 2\Re\{n_l^* (G_l x - \hat{G}_l \hat{x})\} > 0\right) \\ &= P(G > 0) \end{aligned} \quad (38)$$

where we considered the fact that $r_l = G_l x + n_l$ for all l . Here, $G \sim \mathcal{N}(\mu_G, \sigma_G^2)$ with $\mu_G = -\sum_{l=1}^{n_R} |G_l x - \hat{G}_l \hat{x}|^2$ and

$\sigma_G^2 = \sum_{l=1}^{n_R} 2N_0 |G_l x - \hat{G}_l \hat{x}|^2$. Consequently, from $P(G > 0) = Q(-\mu_G/\sigma_G)$, we arrive at

$$P(m, x \rightarrow \hat{m}, \hat{x}) = Q \left(\sqrt{\frac{\sum_{l=1}^{n_R} |G_l x - \hat{G}_l \hat{x}|^2}{2N_0}} \right) \quad (39)$$

which is analogous to classical SM-based systems [28]. Defining $\Gamma \triangleq \sum_{l=1}^{n_R} |G_l x - \hat{G}_l \hat{x}|^2$ and considering the alternative form of the Q -function, the unconditional (averaged over channel coefficients) PEP can be calculated as follows:

$$\begin{aligned} \bar{P}(m, x \rightarrow \hat{m}, \hat{x}) &= \int_0^\infty Q \left(\sqrt{\frac{\Gamma}{2N_0}} \right) f_\Gamma(\Gamma) d\Gamma \\ &= \int_0^\infty \frac{1}{\pi} \int_0^{\pi/2} \exp \left(\frac{-\Gamma}{4 \sin^2 \eta N_0} \right) f_\Gamma(\Gamma) d\eta d\Gamma \\ &= \frac{1}{\pi} \int_0^{\pi/2} M_\Gamma \left(\frac{-1}{4 \sin^2 \eta N_0} \right) d\eta. \end{aligned} \quad (40)$$

Here, we need the MGF of Γ ($M_\Gamma(s)$) to perform this integration. This MGF can be derived by considering the general quadratic form of correlated Gaussian RVs and depends on erroneous or correct detection of the receive antenna index m .

i) First Case ($m \neq \hat{m}$): Let us rewrite Γ as $\Gamma = \Gamma_1 + \Gamma_2 + \Gamma_3$, where

$$\begin{aligned} \Gamma_1 &= \left| \left[\sum_{i=1}^N \beta_{m,i} \right] x - \left[\sum_{i=1}^N g_{m,i} e^{j\psi_{m,i}} \right] \hat{x} \right|^2 = |G_m x - \hat{G}_m \hat{x}|^2 \\ \Gamma_2 &= \left| \left[\sum_{i=1}^N g_{\hat{m},i} e^{j\psi_{\hat{m},i}} \right] x - \left[\sum_{i=1}^N \beta_{\hat{m},i} \right] \hat{x} \right|^2 = |G_{\hat{m}} x - \hat{G}_{\hat{m}} \hat{x}|^2 \\ \Gamma_3 &= \sum_{l=1(l \neq m, l \neq \hat{m})}^{n_R} |G_l x - \hat{G}_l \hat{x}|^2. \end{aligned} \quad (41)$$

Here, Γ_1 , Γ_2 , and Γ_3 respectively stand for $l = m$, $l = \hat{m}$, and $l \neq m, l \neq \hat{m}$ in Γ . Different distributions of G_l and \hat{G}_l with respect to l as well as the correlation among them necessitate the quadratic form of Gaussian RVs to derive $M_\Gamma(s)$.

Considering $g_{l,i} = \beta_{l,i} e^{-j\psi_{l,i}}$, let us rewrite Γ_1 and Γ_2 as

$$\begin{aligned} \Gamma_1 &= |\gamma_1|^2 = (\gamma_1)_{\Re}^2 + (\gamma_1)_{\Im}^2 = \left| \sum_{i=1}^N \beta_{m,i} \left(x - e^{-j\bar{\psi}_i} \hat{x} \right) \right|^2 \\ \Gamma_2 &= |\gamma_2|^2 = (\gamma_2)_{\Re}^2 + (\gamma_2)_{\Im}^2 = \left| \sum_{i=1}^N \beta_{\hat{m},i} \left(x e^{j\bar{\psi}_i} - \hat{x} \right) \right|^2 \end{aligned} \quad (42)$$

where $\bar{\psi}_i = \psi_{m,i} - \psi_{\hat{m},i}$ has a triangle-shaped PDF defined in (14). It is obvious from (42) and the CLT that γ_1 and γ_2 follow complex Gaussian distribution for increasing N , however, we need to consider the correlation among their components. After tedious but straightforward calculations, the mean vector and the covariance matrix of $\mathbf{g} = [(\gamma_1)_{\Re} \ (\gamma_1)_{\Im} \ (\gamma_2)_{\Re} \ (\gamma_2)_{\Im}]^T$ are obtained respectively as follows:

$$\mathbf{m} = \left[\frac{N\sqrt{\pi}x_{\Re}}{2} \quad \frac{N\sqrt{\pi}x_{\Im}}{2} \quad -\frac{N\sqrt{\pi}\hat{x}_{\Re}}{2} \quad -\frac{N\sqrt{\pi}\hat{x}_{\Im}}{2} \right]^T \quad (43)$$

$$\mathbf{C} = \begin{bmatrix} \sigma_1^2 & \sigma_{1,2} & \sigma_{1,3} & \sigma_{1,4} \\ \sigma_{1,2} & \sigma_2^2 & \sigma_{2,3} & \sigma_{2,4} \\ \sigma_{1,3} & \sigma_{2,3} & \sigma_3^2 & \sigma_{3,4} \\ \sigma_{1,4} & \sigma_{2,4} & \sigma_{3,4} & \sigma_4^2 \end{bmatrix} \quad (44)$$

where

$$\begin{aligned} \sigma_1^2 &= \frac{N(4-\pi)x_{\Re}^2}{4} + \frac{N|\hat{x}|^2}{2}, \quad \sigma_2^2 = \frac{N(4-\pi)x_{\Im}^2}{4} + \frac{N|\hat{x}|^2}{2} \\ \sigma_3^2 &= \frac{N(4-\pi)\hat{x}_{\Re}^2}{4} + \frac{N|x|^2}{2}, \quad \sigma_4^2 = \frac{N(4-\pi)\hat{x}_{\Im}^2}{4} + \frac{N|x|^2}{2} \\ \sigma_{1,2} &= \frac{N(4-\pi)x_{\Re}x_{\Im}}{4}, \quad \sigma_{3,4} = \frac{N(4-\pi)\hat{x}_{\Re}\hat{x}_{\Im}}{4} \\ \sigma_{1,3} &= \frac{N\pi(-x_{\Re}\hat{x}_{\Re} + x_{\Im}\hat{x}_{\Im})}{8}, \quad \sigma_{1,4} = -\frac{N\pi(x_{\Re}\hat{x}_{\Im} + \hat{x}_{\Re}x_{\Im})}{8} \\ \sigma_{2,3} &= \sigma_{1,4}, \quad \sigma_{2,4} = -\sigma_{1,3}. \end{aligned}$$

Substituting (43) and (44) in the MGF of the quadratic form of Gaussian RVs given in (31) for $\mathbf{A} = \mathbf{I}_4$, yields the MGF of $\Gamma_1 + \Gamma_2 = \mathbf{g}^T \mathbf{A} \mathbf{g}$. On the other hand, Γ_3 can be rewritten as

$$\Gamma_3 = \sum_{l=1(l \neq m, l \neq \hat{m})}^{n_R} \left| \sum_{i=1}^N g_{l,i} (x e^{j\psi_{m,i}} - \hat{x} e^{j\psi_{\hat{m},i}}) \right|^2. \quad (45)$$

Fortunately, due to zero means of $g_{l,i}$ and $x_i = x e^{j\psi_{m,i}} - \hat{x} e^{j\psi_{\hat{m},i}}$, and their independence for all l ($l \neq m, l \neq \hat{m}$) and i , we have $\text{Var}[(g_{l,i}x_i)_{\Re}] = \text{Var}[(g_{l,i}x_i)_{\Im}] = \frac{|x|^2 + |\hat{x}|^2}{2}$. Consequently, for large N , Γ_3 can be expressed as the sum of $n_R - 2$ independent central χ^2 RVs with two degrees of freedom, and has the following simple MGF:

$$M_{\Gamma_3}(s) = \left(\frac{1}{1 - sN(|x|^2 + |\hat{x}|^2)} \right)^{n_R - 2}. \quad (46)$$

Finally, substituting the MGF of Γ , obtained from the product of MGFs of $\Gamma_1 + \Gamma_2$ and Γ_3 , in (40) and evaluating this simple integral numerically yields the desired unconditional PEP. It is worth noting that the unconditional PEP is independent of m and \hat{m} .

ii) Second Case ($m = \hat{m}$): For the calculation of PEP in case of correctly detected receive antenna indices, considering $G_l = \hat{G}_l$, we can rewrite Γ as

$$\Gamma = \sum_{l=1}^{n_R} |G_l(x - \hat{x})|^2 = |x - \hat{x}|^2 \left(G_m^2 + \sum_{l=1(l \neq m)}^{n_R} |G_l|^2 \right). \quad (47)$$

Keeping in mind that $G_m \sim \mathcal{N}(N\sqrt{\pi}/2, N(4-\pi)/4)$ and $G_l \sim \mathcal{CN}(0, N)$ for $l \neq m$ (see Section III.A), we obtain

$$\begin{aligned} M_\Gamma(s) &= \left(\frac{1}{1 - \frac{sN(4-\pi)|x-\hat{x}|^2}{2}} \right)^{\frac{1}{2}} \exp \left(\frac{\frac{sN^2|x-\hat{x}|^2\pi}{4}}{1 - \frac{sN(4-\pi)|x-\hat{x}|^2}{2}} \right) \\ &\quad \times \left(\frac{1}{1 - sN|x-\hat{x}|^2} \right)^{n_R - 1}. \end{aligned} \quad (48)$$

Substituting this MGF in (40) and performing numerical integration provides the desired PEP.

Finally, the PEP values obtained from (40) for both cases are used to derive the following union bound on BEP:

$$P_b \leq \frac{1}{Mn_R} \sum_m \sum_{\hat{m}} \sum_x \sum_{\hat{x}} \frac{\bar{P}(m, x \rightarrow \hat{m}, \hat{x}) e(m, x \rightarrow \hat{m}, \hat{x})}{\log_2(Mn_R)} \quad (49)$$

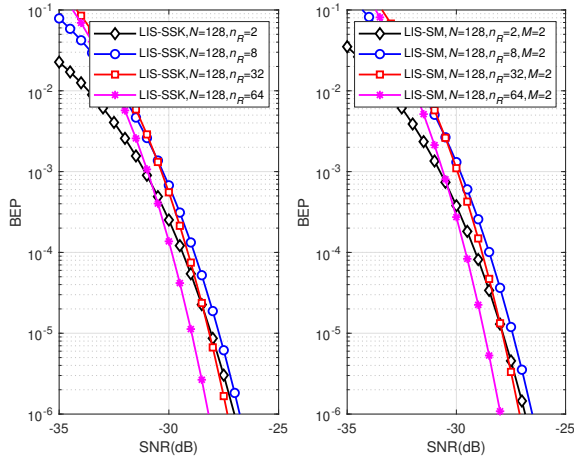


Fig. 3. Theoretical BEP performance of LIS-SSK and LIS-SM systems with increasing n_R .

where $e(m, x \rightarrow \hat{m}, \hat{x})$ stands for the number of bits in error for the corresponding pairwise error event.

Remark 3: The above analysis is general and can be considered for all constellations. Derivation of simplified expressions for BPSK and QPSK (or M -PSK in general) is left to interested readers.

B. Performance of LIS-SSK

Considering $x = \hat{x} = \sqrt{E_s}$ (i.e., an unmodulated carrier in the baseband) in (39), we obtain the conditional PEP of the LIS-SSK scheme as

$$P(m \rightarrow \hat{m}) = Q \left(\sqrt{\frac{\sum_{l=1}^{n_R} E_s |G_l - \hat{G}_l|^2}{2N_0}} \right). \quad (50)$$

In light of this information, the analyses in Section IV.A (for the case of $m \neq \hat{m}$) is also valid for ML detection of LIS-SSK and the unconditional PEP $\bar{P}(m \rightarrow \hat{m})$ can be easily derived from (40) with suitable modifications in $M_T(s)$. Then the BEP upper bound of LIS-SSK can be calculated similar to (23) as

$$P_b \leq \frac{n_R}{2} \bar{P}(m \rightarrow \hat{m}). \quad (51)$$

Remark 4: We observe that unlike the greedy detector, increasing n_R for ML detection improves the PEP performance of LIS-SM and LIS-SSK schemes through the MGF terms of (46) and (48), which include n_R in their exponents. Since increasing n_R also improves the data rate along with increasing number of bit errors in (49) and (51), we face an interesting trade-off among complexity, performance, and data rate. In Fig. 3, we show the theoretical BEP performance of LIS-SSK and LIS-SM schemes calculated from (49) and (51) for $N = 128$ reflectors and increasing n_R , with respect to E_s/N_0 . As seen from Fig. 3, increasing n_R eventually improves the BER performance while providing a higher data rate, which is quite unusual for legacy communication systems. In other words, increasing n_R both improves the spectral efficiency and overall BER performance for LIS-SSK/SM systems in the presence of ML detection.

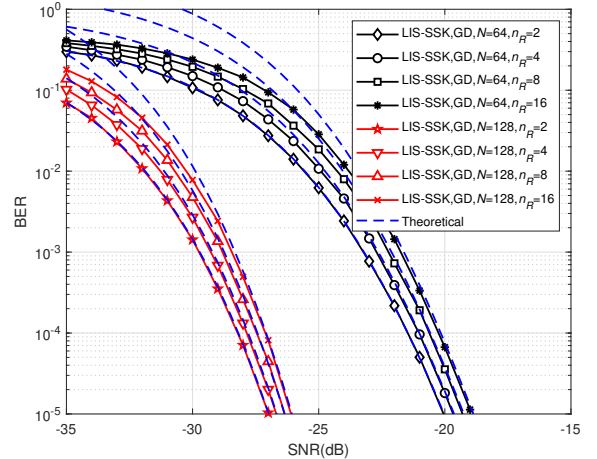


Fig. 4. Theoretical and computer simulation results for LIS-SSK with greedy detection.

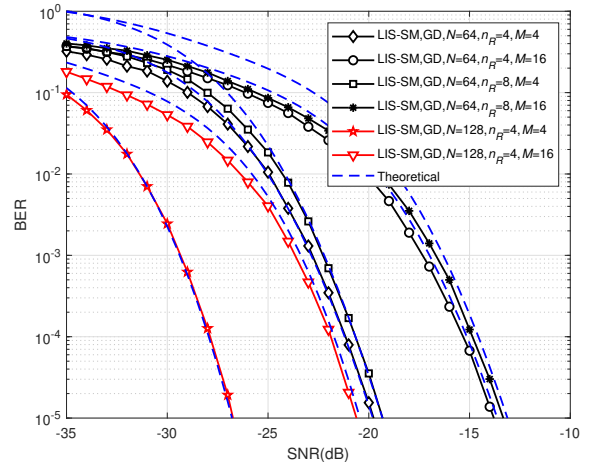


Fig. 5. Theoretical and computer simulation results for LIS-SM with greedy detection.

V. SIMULATION RESULTS

In this section, we provide computer simulation results for the proposed LIS-based SSK and SM schemes and make comparisons with our theoretical results and reference schemes. We consider E_s/N_0 as the SNR, similar to the classical diversity combining and space modulation schemes.

In Figs. 4 and 5, we provide BER performance curves of the LIS-SSK and LIS-SM systems for greedy detection and make comparisons with the theoretical results obtained from (23) and (24), respectively. As seen from the given results, our theoretical findings are quite accurate for both schemes and the performance of LIS-SSK and LIS-SM schemes degrade with increasing bits per channel use (bpcu), or equivalently n_R , values (see Remarks 1 and 2). It is worth noting that BER performance of both schemes significantly improves by increasing the N value from 64 to 128, which is consistent with (22).

In Fig. 6, we focus on the performance of LIS-SSK and LIS-SM schemes with ML detection and make comparisons with the theoretical results obtained from (49) and (51). As seen from Fig. 6, while increasing n_R does not cause a remarkable BER degradation for the LIS-SSK scheme, the effect of increasing M is more evident for the LIS-SM scheme.

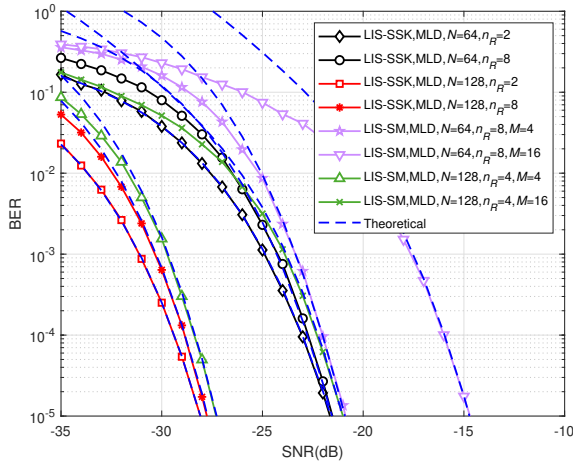


Fig. 6. Theoretical and computer simulation results for LIS-SSK and LIS-SM with ML detection.

We compare the BER performances of greedy and ML detectors for both LIS-SSK and LIS-SM systems at various bpcu values in Fig. 7. We observe that the ML detector of LIS-SSK provides approximately 2 dB improvement in the required SNR for the considered two setups ($N = 64, n_R = 2$ and $N = 128, n_R = 8$). Although we observe a similar improvement for LIS-SM in case of $N = 64$, the difference in BER performances of greedy and ML detectors is relatively smaller for the case of $N = 128$.

Finally, in Fig. 8, we present BER performance comparison results for LIS-SSK, LIS-SM, LIS-AP [20], and conventional fully-digital (zero-forcing) precoding-based receive SSK (RSSK) [29] at 3, 4, and 6 bpcu values with ML detection. We have several important observations from Fig. 8. First, an interesting trade-off exists between the receiver cost and the BER performance for LIS-SSK and LIS-SM schemes: while the former provides a better BER performance, the latter exhibits a slight degradation by using a less number of receive antennas at the same bpcu. Second, the LIS-AP scheme proposed in [20], which utilizes a single receive antenna, cannot compete with LIS-SSK/SM schemes since it creates a virtual M -PSK constellation by altering LIS phases and suffers at high bpcu values. Third, compared to LIS-based new schemes, a more than 15 dB difference in required SNR is observed for the conventional RSSK-MIMO scheme. Although utilizing a massive MIMO system, RSSK forces the MIMO channels into zero to realize a pure SSK-like reception, while LIS-based SM/SSK schemes constructively exploit the wireless channels to boost the signal quality at the intended receive antenna.

VI. CONCLUSIONS

The general concept of LIS-assisted IM has been proposed in this paper as a new beyond massive MIMO paradigm for next-generation (potentially 6G or beyond) wireless networks. It has been shown by comprehensive theoretical derivations as well as computer simulations that the proposed LIS-SSK and LIS-SM schemes have the potential to provide considerably high spectral efficiency at extremely low SNR values through a smart and LIS-assisted indexing mechanism for available

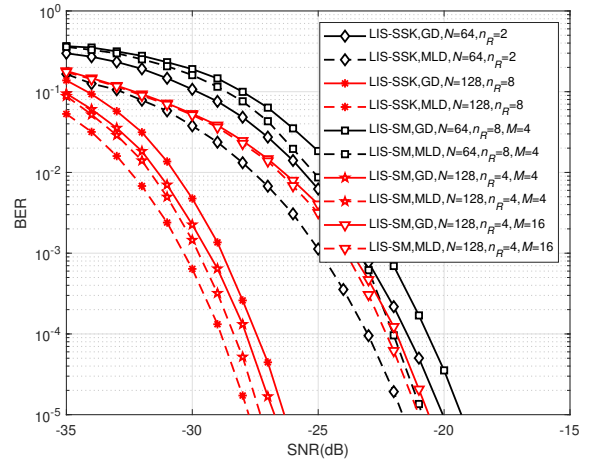


Fig. 7. BER performance comparisons for greedy and ML detectors of LIS-SSK and LIS-SM schemes.

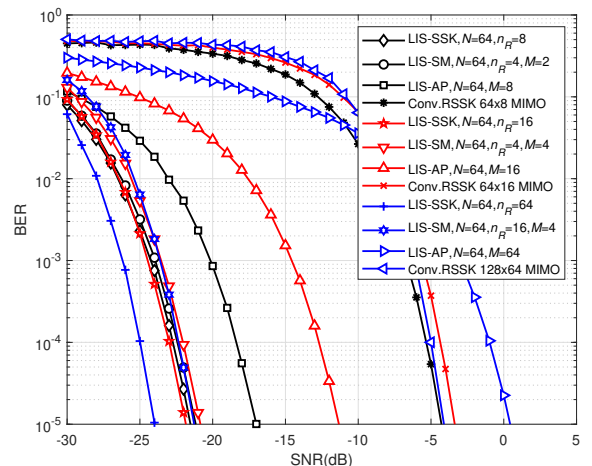


Fig. 8. BER performance comparison of LIS-SSK, LIS-SM, LIS-AP [20], and conventional RSSK [29] schemes for 3, 4, and 6 bpcu.

receive antennas. We conclude that the effective use of LIS-assisted IM schemes may be a game-changing paradigm for next-generation (6G) communication networks by eliminating the need for sophisticated massive MIMO schemes that require expensive and power-hungry components. The extremely low SNR regions of operation may also be a remedy to the increasing need for advanced channel coding schemes to achieve ultra-reliable communications. As also discussed in Introduction, potential application of IM for transmit antennas and/or LIS regions along with other advanced/generalized schemes, the design of low-complexity receiver architectures, and analyses in the presence of potential system imperfections, remain as interesting and open research problems.

REFERENCES

- [1] (2018, June) What will 6G be? [Online]. Available: <https://www.comsoc.org/publications/ctn/what-will-6g-be>
- [2] E. Seifi, M. Atamanesh, and A. K. Khandani, "Media-based MIMO: Outperforming known limits in wireless," in *2016 IEEE Int. Conf. Commun. (ICC)*, Kuala Lumpur, Malaysia, May 2016, pp. 1–7.
- [3] Y. Naresh and A. Chockalingam, "On media-based modulation using RF mirrors," *IEEE Trans. Veh. Technol.*, vol. 66, no. 6, pp. 4967–4983, June 2017.
- [4] E. Basar, "Media-based modulation for future wireless systems: A tutorial," *IEEE Wireless Commun. (to appear)*, Mar. 2019. [Online]. Available: <https://arxiv.org/abs/1811.08730>

- [5] Y. Ding, K. J. Kim, T. Koike-Akino, M. Pajovic, P. Wang, and P. Orlik, "Spatial scattering modulation for uplink millimeter-wave systems," *IEEE Commun. Lett.*, vol. 21, no. 7, pp. 1493–1496, July 2017.
- [6] Y. Ding, V. Fusco, A. Shitvov, Y. Xiao, and H. Li, "Beam index modulation wireless communication with analog beamforming," *IEEE Trans. Veh. Technol.*, vol. 67, no. 7, pp. 6340–6354, July 2018.
- [7] E. Basar, M. Wen, R. Mesleh, M. D. Renzo, Y. Xiao, and H. Haas, "Index modulation techniques for next-generation wireless networks," *IEEE Access*, vol. 5, pp. 16 693–16 746, Sept. 2017.
- [8] C. Liaskos, S. Nie, A. Tsioliaridou, A. Pitsillides, S. Ioannidis, and I. Akyildiz, "A new wireless communication paradigm through software-controlled metasurfaces," *IEEE Commun. Mag.*, vol. 56, no. 9, pp. 162–169, Sept. 2018.
- [9] M. Di Renzo *et al.*, "Smart radio environments empowered by AI reconfigurable meta-surfaces: An idea whose time has come," *arXiv:1903.08925v1*, Mar. 2019. [Online]. Available: <https://arxiv.org/abs/1903.08925>
- [10] L. Subrt and P. Pechac, "Controlling propagation environments using intelligent walls," in *Proc. 2012 6th European Conf. Antennas Propag. (EUCAP)*, Prague, Czech Republic, Mar. 2012, pp. 1–5.
- [11] X. Tan, Z. Sun, J. M. Jornet, and D. Pados, "Increasing indoor spectrum sharing capacity using smart reflect-array," in *Proc. 2016 IEEE Int. Conf. Commun. (ICC)*, Kuala Lumpur, Malaysia, May 2016, pp. 1–6.
- [12] S. Hu, F. Rusek, and O. Edfors, "Beyond massive MIMO: The potential of data transmission with large intelligent surfaces," *IEEE Trans. Signal Process.*, vol. 66, no. 10, pp. 2746–2758, May 2018.
- [13] C. Huang, A. Zappone, M. Debbah, and C. Yuen, "Achievable rate maximization by passive intelligent mirrors," in *Proc. 2018 IEEE Int. Conf. Acoust. Speech Signal Process. (ICASSP)*, Calgary, Canada, Apr. 2018, pp. 3714–3718.
- [14] C. Huang, G. C. Alexandropoulos, A. Zappone, M. Debbah, and C. Yuen, "Energy efficient multi-user MISO communication using low resolution large intelligent surfaces," in *Proc. IEEE Global Commun. Conf.*, Abu Dhabi, UAE, Dec. 2018.
- [15] —, "Large intelligent surfaces for energy efficiency in wireless communication," *arXiv:1810.06934*, Oct. 2018. [Online]. Available: <https://arxiv.org/abs/1810.06934>
- [16] Q. Wu and R. Zhang, "Intelligent reflecting surface enhanced wireless network: Joint active and passive beamforming design," in *Proc. IEEE Global Commun. Conf.*, Abu Dhabi, UAE, Dec. 2018.
- [17] —, "Beamforming optimization for intelligent reflecting surface with discrete phase shifts," in *Proc. 2019 IEEE Int. Conf. Acoust. Speech Signal Process. (ICASSP)*, Brighton, UK, May 2019. [Online]. Available: <https://arxiv.org/abs/1810.10718>
- [18] M. Jung, W. Saad, Y. Jang, G. Kong, and S. Choi, "Reliability analysis of large intelligent surfaces (LISs): Rate distribution and outage probability," *arXiv:1903.11456*, Mar. 2019. [Online]. Available: <https://arxiv.org/abs/1903.11456v1>
- [19] —, "Performance analysis of large intelligent surfaces (LISs): Asymptotic data rate and channel hardening effects," *arXiv:1810.05667*, Feb. 2019. [Online]. Available: <https://arxiv.org/abs/1810.05667v2>
- [20] E. Basar, "Transmission through large intelligent surfaces: A new frontier in wireless communications," in *European Conf. Netw. Commun. (EuCNC 2019) (under review)*, Feb. 2019. [Online]. Available: <https://arxiv.org/abs/1902.08463>
- [21] —, "Index modulation techniques for 5G wireless networks," *IEEE Commun. Mag.*, vol. 54, no. 7, pp. 168–175, June 2016.
- [22] M. Wen, X. Cheng, and L. Yang, *Index Modulation for 5G Wireless Communications*. Berlin, Germany: Springer, 2017.
- [23] R. Mesleh and A. Alhassi, *Space Modulation Techniques*. New Jersey: John Wiley & Sons, 2018.
- [24] E. Basar, U. Aygolu, E. Panayirci, and H. V. Poor, "Orthogonal frequency division multiplexing with index modulation," *IEEE Trans. Signal Process.*, vol. 61, no. 22, pp. 5536–5549, Nov. 2013.
- [25] M. Simon, *Probability Distributions Involving Gaussian Random Variables*. New York: Springer, 2002.
- [26] A. Mathai and S. B. Provost, *Quadratic Forms in Random Variables: Theory and Applications*. New York: Marcel Dekker, 1992.
- [27] M. Simon and M. S. Alaoui, *Digital Communications over Fading Channels*, 2nd ed. New Jersey: John Wiley & Sons, 2005.
- [28] E. Basar, U. Aygolu, E. Panayirci, and H. V. Poor, "Performance of spatial modulation in the presence of channel estimation errors," *IEEE Commun. Lett.*, vol. 16, no. 2, pp. 176–179, Feb. 2012.
- [29] R. Zhang, L. L. Yang, and L. Hanzo, "Generalised pre-coding aided spatial modulation," *IEEE Trans. Wireless Commun.*, vol. 12, no. 11, pp. 5434–5443, Nov. 2013.



Ertugrul Basar (S'09-M'13-SM'16) received the B.S. degree (Hons.) from Istanbul University, Turkey, in 2007, and the M.S. and Ph.D. degrees from Istanbul Technical University, Turkey, in 2009 and 2013, respectively. He is currently an Associate Professor with the Department of Electrical and Electronics Engineering, Koç University, Istanbul, Turkey and the director of Communications Research and Innovation Laboratory (CoreLab). His primary research interests include MIMO systems, index modulation, waveform design, visible light communications, and signal processing for communications.

Recent recognition of his research includes the Science Academy (Turkey) Young Scientists (BAGEP) Award in 2018, Mustafa Parlar Foundation Research Encouragement Award in 2018, Turkish Academy of Sciences Outstanding Young Scientist (TUBA-GEBIP) Award in 2017, and the first-ever IEEE Turkey Research Encouragement Award in 2017.

Dr. Basar currently serves as an Editor of the IEEE TRANSACTIONS ON COMMUNICATIONS and *Physical Communication* (Elsevier), and as an Associate Editor of the IEEE COMMUNICATIONS LETTERS. He served as an Associate Editor for the IEEE ACCESS from 2016 to 2018.